

# CHEMISTRY

ZUMDAHL | ZUMDAHL

EIGHTH EDITION



# Table of Atomic Masses\*

Element	Symbol	Atomic Number	Atomic Mass	Element	Symbol	Atomic Number	Atomic Mass	Element	Symbol	Atomic Number	Atomic Mass
Actinium	Ac	89	[227] <sup>§</sup>	Gold	Au	79	197.0	Praseodymium	Pr	59	140.9
Aluminum	Al	13	26.98	Hafnium	Hf	72	178.5	Promethium	Pm	61	[145]
Americium	Am	95	[243]	Hassium	Hs	108	[265]	Protactinium	Pa	91	[231]
Antimony	Sb	51	121.8	Helium	He	2	4.003	Radium	Ra	88	226
Argon	Ar	18	39.95	Holmium	Ho	67	164.9	Radon	Rn	86	[222]
Arsenic	As	33	74.92	Hydrogen	H	1	1.008	Rhenium	Re	75	186.2
Astatine	At	85	[210]	Indium	In	49	114.8	Rhodium	Rh	45	102.9
Barium	Ba	56	137.3	Iodine	I	53	126.9	Roentgenium	Rg	111	[272]
Berkelium	Bk	97	[247]	Iridium	Ir	77	192.2	Rubidium	Rb	37	85.47
Beryllium	Be	4	9.012	Iron	Fe	26	55.85	Ruthenium	Ru	44	101.1
Bismuth	Bi	83	209.0	Krypton	Kr	36	83.80	Rutherfordium	Rf	104	[261]
Bohrium	Bh	107	[264]	Lanthanum	La	57	138.9	Samarium	Sm	62	150.4
Boron	B	5	10.81	Lawrencium	Lr	103	[260]	Scandium	Sc	21	44.96
Bromine	Br	35	79.90	Lead	Pb	82	207.2	Seaborgium	Sg	106	[263]
Cadmium	Cd	48	112.4	Lithium	Li	3	6.9419	Selenium	Se	34	78.96
Calcium	Ca	20	40.08	Lutetium	Lu	71	175.0	Silicon	Si	14	28.09
Californium	Cf	98	[251]	Magnesium	Mg	12	24.31	Silver	Ag	47	107.9
Carbon	C	6	12.01	Manganese	Mn	25	54.94	Sodium	Na	11	22.99
Cerium	Ce	58	140.1	Meitnerium	Mt	109	[268]	Strontium	Sr	38	87.62
Cesium	Cs	55	132.90	Mendelevium	Md	101	[258]	Sulfur	S	16	32.07
Chlorine	Cl	17	35.45	Mercury	Hg	80	200.6	Tantalum	Ta	73	180.9
Chromium	Cr	24	52.00	Molybdenum	Mo	42	95.94	Technetium	Tc	43	[98]
Cobalt	Co	27	58.93	Neodymium	Nd	60	144.2	Tellurium	Te	52	127.6
Copper	Cu	29	63.55	Neon	Ne	10	20.18	Terbium	Tb	65	158.9
Curium	Cm	96	[247]	Neptunium	Np	93	[237]	Thallium	Tl	81	204.4
Darmstadtium	Ds	110	[271]	Nickel	Ni	28	58.69	Thorium	Th	90	232.0
Dubnium	Db	105	[262]	Niobium	Nb	41	92.91	Thulium	Tm	69	168.9
Dysprosium	Dy	66	162.5	Nitrogen	N	7	14.01	Tin	Sn	50	118.7
Einsteinium	Es	99	[252]	Nobelium	No	102	[259]	Titanium	Ti	22	47.88
Erbium	Er	68	167.3	Osmium	Os	76	190.2	Tungsten	W	74	183.9
Europium	Eu	63	152.0	Oxygen	O	8	16.00	Uranium	U	92	238.0
Fermium	Fm	100	[257]	Palladium	Pd	46	106.4	Vanadium	V	23	50.94
Fluorine	F	9	19.00	Phosphorus	P	15	30.97	Xenon	Xe	54	131.3
Francium	Fr	87	[223]	Platinum	Pt	78	195.1	Ytterbium	Yb	70	173.0
Gadolinium	Gd	64	157.3	Plutonium	Pu	94	[244]	Yttrium	Y	39	88.91
Gallium	Ga	31	69.72	Polonium	Po	84	[209]	Zinc	Zn	30	65.38
Germanium	Ge	32	72.59	Potassium	K	19	39.10	Zirconium	Zr	40	91.22

\*The values given here are to four significant figures where possible. §A value given in parentheses denotes the mass of the longest-lived isotope.



e i g h t h e d i t i o n

# Chemistry

Steven S. Zumdahl  
University of Illinois

Susan A. Zumdahl  
University of Illinois



Australia • Brazil • Japan • Korea • Mexico • Singapore • Spain • United Kingdom • United States

**Chemistry, Eighth Edition****Steven S. Zumdahl and Susan A. Zumdahl**

Publisher: Charles Hartford

Senior Development Editor: Rebecca Berardy Schwartz

Associate Editor: Stephanie VanCamp

Editorial Assistant: Jon Olafsson

Senior Media Editor: Rebecca Berardy Schwartz

Senior Marketing Manager: Nicole Hamm

Marketing Assistant: Kevin Carroll

Marketing Communications Manager: Linda Yip

OWL Producers: Stephen Battisti, Cindy Stein, David Hart (Center for Educational Software Development, University of Massachusetts, Amherst)

Content Project Manager, Editorial Production: Cathy L. Brooks

Creative Director: Rob Hugel

Art Director: Jill Haber

Print Buyer: Miranda Klapper

Permissions Editor: Tracy Metivier

Text Designer: Jerilyn Bockorick

Art Editor: Jessyca Broekman

Photo Researcher: Sharon Donahue

Copyeditor: James Madru

Illustrator: Patricia Rossi

Cover Image: © Natural Selection Tony Sweet/Design Pi

Compositor: Aptara<sup>®</sup>, Inc.

© 2010 Brooks Cole, a part of Cengage Learning

ALL RIGHTS RESERVED. No part of this work covered by the copyright herein may be reproduced, transmitted, stored, or used in any form or by any means graphic, electronic, or mechanical, including but not limited to photocopying, recording, scanning, digitizing, taping, Web distribution, information networks, or information storage and retrieval systems, except as permitted under Section 107 or 108 of the 1976 United States Copyright Act, without the prior written permission of the publisher.

For product information and technology assistance, contact us at  
**Cengage Learning Customer & Sales Support, 1-800-354-9706.**

For permission to use material from this text or product,  
submit all requests online at **www.cengage.com/permissions.**

Further permissions questions can be e-mailed to  
**permissionrequest@cengage.com.**

Library of Congress Control Number: 2008934342

Student Edition:

ISBN-13: 978-0-547-12532-9

ISBN-10: 0-547-12532-1

**Brooks Cole**

10 Davis Drive

Belmont, CA 94002-3098

USA

Cengage Learning is a leading provider of customized learning solutions with office locations around the globe, including Singapore, the United Kingdom, Australia, Mexico, Brazil, and Japan. Locate your local office at **international.cengage.com/region.**

Cengage Learning products are represented in Canada by Nelson Education, Ltd.

For your course and learning solutions, visit **www.cengage.com.**

Purchase any of our products at your local college store or at our preferred online store **www.ichapters.com.**

To the Professor ix

To the Student xv

## 1 Chemical Foundations 1

- 1.1 Chemistry: An Overview 3
- 1.2 The Scientific Method 5
  - CHEMICAL CONNECTIONS** A Note-able Achievement 7
  - CHEMICAL CONNECTIONS** Critical Units! 8
- 1.3 Units of Measurement 9
- 1.4 Uncertainty in Measurement 11
- 1.5 Significant Figures and Calculations 14
- 1.6 Dimensional Analysis 17
- 1.7 Temperature 21
- 1.8 Density 24
- 1.9 Classification of Matter 26
  - For Review 29 ■ Key Terms 29 ■ Questions and Exercises 31

## 2 Atoms, Molecules, and Ions 39

- 2.1 The Early History of Chemistry 40
- 2.2 Fundamental Chemical Laws 41
- 2.3 Dalton's Atomic Theory 44
  - CHEMICAL CONNECTIONS** Berzelius, Selenium, and Silicon 46
- 2.4 Early Experiments to Characterize the Atom 47
- 2.5 The Modern View of Atomic Structure: An Introduction 50
- 2.6 Molecules and Ions 52
- 2.7 An Introduction to the Periodic Table 54
  - CHEMICAL CONNECTIONS** Hassium Fits Right in 56
- 2.8 Naming Simple Compounds 57
  - For Review 67 ■ Key Terms 67 ■ Questions and Exercises 69

## 3 Stoichiometry 76

- 3.1 Counting by Weighing 77
- 3.2 Atomic Masses 78
- 3.3 The Mole 81


- 3.4 Molar Mass 84
- 3.5 Learning to Solve Problems 87
- 3.6 Percent Composition of Compounds 88
- 3.7 Determining the Formula of a Compound 90
- 3.8 Chemical Equations 97
- 3.9 Balancing Chemical Equations 99
- 3.10 Stoichiometric Calculations: Amounts of Reactants and Products 102
  - CHEMICAL CONNECTIONS** High Mountains—Low Octane 103
- 3.11 The Concept of Limiting Reagent 107
  - For Review 115 ■ Key Terms 115 ■ Questions and Exercises 117

## 4 Types of Chemical Reactions and Solution Stoichiometry 129

- 4.1 Water, the Common Solvent 130
- 4.2 The Nature of Aqueous Solutions: Strong and Weak Electrolytes 132
  - CHEMICAL CONNECTIONS** Arrhenius: A Man with Solutions 135
- 4.3 The Composition of Solutions 136
  - CHEMICAL CONNECTIONS** Tiny Laboratories 143
- 4.4 Types of Chemical Reactions 144
- 4.5 Precipitation Reactions 145
- 4.6 Describing Reactions in Solution 150
- 4.7 Stoichiometry of Precipitation Reactions 151
- 4.8 Acid–Base Reactions 154
- 4.9 Oxidation–Reduction Reactions 161
  - CHEMICAL CONNECTIONS** Iron Zeroes in on Pollution 162
- 4.10 Balancing Oxidation–Reduction Equations 166
  - For Review 169 ■ Key Terms 169 ■ Questions and Exercises 171

## 5 Gases 180

- 5.1 Pressure 181
- 5.2 The Gas Laws of Boyle, Charles, and Avogadro 183
- 5.3 The Ideal Gas Law 189
- 5.4 Gas Stoichiometry 194



- 5.5** Dalton's Law of Partial Pressures 199  
**CHEMICAL CONNECTIONS** Separating Gases 201  
**CHEMICAL CONNECTIONS** The Chemistry of Air Bags 202
- 5.6** The Kinetic Molecular Theory of Gases 205
- 5.7** Effusion and Diffusion 212
- 5.8** Real Gases 214
- 5.9** Characteristics of Several Real Gases 217
- 5.10** Chemistry in the Atmosphere 217  
**CHEMICAL CONNECTIONS** Acid Rain: An Expensive Problem 218  
For Review 221 ■ Key Terms 221 ■ Questions and Exercises 223

## **6** Thermochemistry 235

- 6.1** The Nature of Energy 236
- 6.2** Enthalpy and Calorimetry 243  
**CHEMICAL CONNECTIONS** Nature Has Hot Plants 246  
**CHEMICAL CONNECTIONS** Firewalking: Magic or Science? 250
- 6.3** Hess's Law 251
- 6.4** Standard Enthalpies of Formation 255
- 6.5** Present Sources of Energy 262

- 6.6** New Energy Sources 265  
**CHEMICAL CONNECTIONS** Farming the Wind 267  
**CHEMICAL CONNECTIONS** Veggie Gasoline? 272  
For Review 273 ■ Key Terms 273 ■ Questions and Exercises 275

## **7** Atomic Structure and Periodicity 284

- 7.1** Electromagnetic Radiation 285
- 7.2** The Nature of Matter 287  
**CHEMICAL CONNECTIONS** Chemistry That Doesn't Leave You in the Dark 290  
**CHEMICAL CONNECTIONS** Thin Is In 292
- 7.3** The Atomic Spectrum of Hydrogen 294
- 7.4** The Bohr Model 295  
**CHEMICAL CONNECTIONS** Fireworks 298
- 7.5** The Quantum Mechanical Model of the Atom 300
- 7.6** Quantum Numbers 303
- 7.7** Orbital Shapes and Energies 305
- 7.8** Electron Spin and the Pauli Principle 306
- 7.9** Polyelectronic Atoms 308
- 7.10** The History of the Periodic Table 309
- 7.11** The Aufbau Principle and the Periodic Table 312
- 7.12** Periodic Trends in Atomic Properties 318
- 7.13** The Properties of a Group: The Alkali Metals 323  
**CHEMICAL CONNECTIONS** Potassium—Too Much of a Good Thing Can Kill You 326  
For Review 327 ■ Key Terms 327 ■ Questions and Exercises 329

## **8** Bonding: General Concepts 339

- 8.1** Types of Chemical Bonds 341  
**CHEMICAL CONNECTIONS** No Lead Pencils 343
- 8.2** Electronegativity 344
- 8.3** Bond Polarity and Dipole Moments 346
- 8.4** Ions: Electron Configurations and Sizes 350
- 8.5** Energy Effects in Binary Ionic Compounds 353
- 8.6** Partial Ionic Character of Covalent Bonds 357
- 8.7** The Covalent Chemical Bond: A Model 358
- 8.8** Covalent Bond Energies and Chemical Reactions 361
- 8.9** The Localized Electron Bonding Model 364
- 8.10** Lewis Structures 365  
**CHEMICAL CONNECTIONS** Nitrogen Under Pressure 369

- 8.11** Exceptions to the Octet Rule 369  
**8.12** Resonance 373  
**8.13** Molecular Structure: The VSEPR Model 378  
**CHEMICAL CONNECTIONS** Chemical Structure and Communication: Semiochemicals 388  
For Review 391 ■ Key Terms 391 ■ Questions and Exercises 392

## **9** Covalent Bonding: Orbitals 403

- 9.1** Hybridization and the Localized Electron Model 404  
**9.2** The Molecular Orbital Model 416  
**9.3** Bonding in Homonuclear Diatomic Molecules 419  
**9.4** Bonding in Heteronuclear Diatomic Molecules 425  
**9.5** Combining the Localized Electron and Molecular Orbital Models 426  
**CHEMICAL CONNECTIONS** What's Hot? 427  
For Review 429 ■ Key Terms 429 ■ Questions and Exercises 430

## **10** Liquids and Solids 438

- 10.1** Intermolecular Forces 440  
**10.2** The Liquid State 443  
**10.3** An Introduction to Structures and Types of Solids 445  
**CHEMICAL CONNECTIONS** Smart Fluids 448  
**10.4** Structure and Bonding in Metals 451  
**CHEMICAL CONNECTIONS** Closest Packing of M & Ms 454  
**CHEMICAL CONNECTIONS** What Sank the Titanic? 457  
**10.5** Carbon and Silicon: Network Atomic Solids 457  
**CHEMICAL CONNECTIONS** Transistors and Printed Circuits 464  
**10.6** Molecular Solids 466  
**CHEMICAL CONNECTIONS** Explosive Sniffer 467  
**10.7** Ionic Solids 468  
**10.8** Vapor Pressure and Changes of State 471  
**10.9** Phase Diagrams 479  
**CHEMICAL CONNECTIONS** Making Diamonds at Low Pressures: Fooling Mother Nature 482  
For Review 484 ■ Key Terms 484 ■ Questions and Exercises 486

## **11** Properties of Solutions 497

- 11.1** Solution Composition 498  
**11.2** The Energies of Solution Formation 501  
**11.3** Factors Affecting Solubility 504  
**CHEMICAL CONNECTIONS** Ionic Liquids? 506

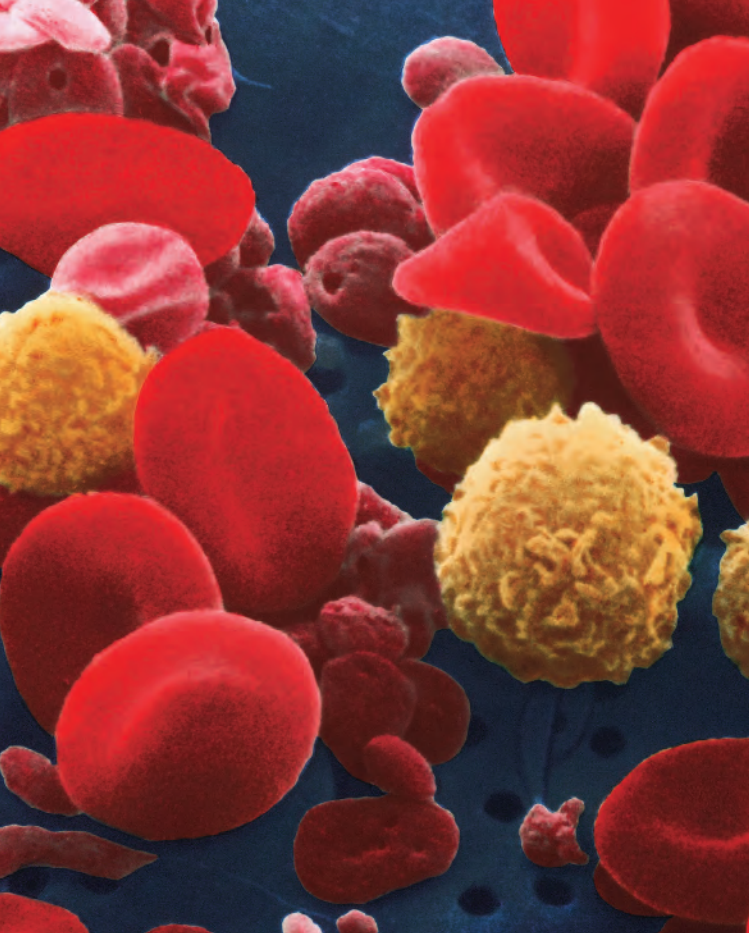


- 11.4** The Vapor Pressures of Solutions 509  
**CHEMICAL CONNECTIONS** The Lake Nyos Tragedy 510  
**CHEMICAL CONNECTIONS** Spray Power 512  
**11.5** Boiling-Point Elevation and Freezing-Point Depression 516  
**11.6** Osmotic Pressure 520  
**11.7** Colligative Properties of Electrolyte Solutions 524  
**CHEMICAL CONNECTIONS** The Drink of Champions—Water 526  
**11.8** Colloids 526  
**CHEMICAL CONNECTIONS** Organisms and Ice Formation 528  
For Review 528 ■ Key Terms 528 ■ Questions and Exercises 530

## **12** Chemical Kinetics 539

- 12.1** Reaction Rates 540  
**12.2** Rate Laws: An Introduction 545  
**12.3** Determining the Form of the Rate Law 547  
**12.4** The Integrated Rate Law 551  
**12.5** Reaction Mechanisms 562  
**12.6** A Model for Chemical Kinetics 565  
**12.7** Catalysis 570  
**CHEMICAL CONNECTIONS** Automobiles: Air Purifiers? 573  
**CHEMICAL CONNECTIONS** Enzymes: Nature's Catalysts 574  
For Review 577 ■ Key Terms 577 ■ Questions and Exercises 580





## **13** Chemical Equilibrium 593

- 13.1** The Equilibrium Condition 594
- 13.2** The Equilibrium Constant 597
- 13.3** Equilibrium Expressions Involving Pressures 601
- 13.4** Heterogeneous Equilibria 604
- 13.5** Applications of the Equilibrium Constant 606
- 13.6** Solving Equilibrium Problems 615
- 13.7** Le Châtelier's Principle 620
  - For Review 626 ■ Key Terms 626 ■ Questions and Exercises 628

## **14** Acids and Bases 638

- 14.1** The Nature of Acids and Bases 639
- 14.2** Acid Strength 642
- 14.3** The pH Scale 647
  - CHEMICAL CONNECTIONS** Arnold Beckman, Man of Science 648
- 14.4** Calculating the pH of Strong Acid Solutions 650
- 14.5** Calculating the pH of Weak Acid Solutions 652
- 14.6** Bases 661
  - CHEMICAL CONNECTIONS** Amines 664
- 14.7** Polyprotic Acids 666
- 14.8** Acid–Base Properties of Salts 671

- 14.9** The Effect of Structure on Acid–Base Properties 677
- 14.10** Acid–Base Properties of Oxides 679
- 14.11** The Lewis Acid–Base Model 679
  - CHEMICAL CONNECTIONS** Self-Destructing Paper 682
- 14.12** Strategy for Solving Acid–Base Problems: A Summary 683
  - For Review 684 ■ Key Terms 684 ■ Questions and Exercises 688

## **15** Acid–Base Equilibria 697

- 15.1** Solutions of Acids or Bases Containing a Common Ion 698
- 15.2** Buffered Solutions 701
- 15.3** Buffering Capacity 710
- 15.4** Titrations and pH Curves 713
- 15.5** Acid–Base Indicators 728
  - For Review 734 ■ Key Terms 734 ■ Questions and Exercises 736

## **16** Solubility and Complex Ion Equilibria 743

- 16.1** Solubility Equilibria and the Solubility Product 744
  - CHEMICAL CONNECTIONS** The Chemistry of Teeth 748
- 16.2** Precipitation and Qualitative Analysis 752
- 16.3** Equilibria Involving Complex Ions 759
  - For Review 764 ■ Key Terms 764 ■ Questions and Exercises 766

## **17** Spontaneity, Entropy, and Free Energy 772

- 17.1** Spontaneous Processes and Entropy 773
- 17.2** Entropy and the Second Law of Thermodynamics 779
  - CHEMICAL CONNECTIONS** Entropy: An Organizing Force? 780
- 17.3** The Effect of Temperature on Spontaneity 780
- 17.4** Free Energy 783
- 17.5** Entropy Changes in Chemical Reactions 786
- 17.6** Free Energy and Chemical Reactions 790
- 17.7** The Dependence of Free Energy on Pressure 794
- 17.8** Free Energy and Equilibrium 798
- 17.9** Free Energy and Work 802
  - For Review 804 ■ Key Terms 804 ■ Questions and Exercises 807

## 18 Electrochemistry 816

- 18.1 Balancing Oxidation–Reduction Equations 817
- 18.2 Galvanic Cells 823
- 18.3 Standard Reduction Potentials 826
- 18.4 Cell Potential, Electrical Work, and Free Energy 833
- 18.5 Dependence of Cell Potential on Concentration 836
- 18.6 Batteries 842
  - CHEMICAL CONNECTIONS** Fuel Cells: Portable Energy 844
- 18.7 Corrosion 845
- 18.8 Electrolysis 847
  - CHEMICAL CONNECTIONS** The Chemistry of Sunken Treasure 852
- 18.9 Commercial Electrolytic Processes 852
  - For Review 858 ■ Key Terms 858 ■ Questions and Exercises 861

## 19 The Nucleus: A Chemist's View 872

- 19.1 Nuclear Stability and Radioactive Decay 873
- 19.2 The Kinetics of Radioactive Decay 878
- 19.3 Nuclear Transformations 881
- 19.4 Detection and Uses of Radioactivity 883
- 19.5 Thermodynamic Stability of the Nucleus 887
- 19.6 Nuclear Fission and Nuclear Fusion 890
- 19.7 Effects of Radiation 895
  - CHEMICAL CONNECTIONS** Future Nuclear Power 893
  - CHEMICAL CONNECTIONS** Nuclear Physics: An Introduction 896
  - For Review 899 ■ Key Terms 899 ■ Questions and Exercises 901

## 20 The Representative Elements 907

- 20.1 A Survey of the Representative Elements 908
- 20.2 The Group 1A Elements 912
- 20.3 The Chemistry of Hydrogen 914
- 20.4 The Group 2A Elements 916
- 20.5 The Group 3A Elements 918
- 20.6 The Group 4A Elements 919
  - CHEMICAL CONNECTIONS** Beethoven: Hair Is the Story 921
- 20.7 The Group 5A Elements 922
- 20.8 The Chemistry of Nitrogen 923
  - CHEMICAL CONNECTIONS** Nitrous Oxide: Laughing Gas That Propels Whipped Cream and Cars 929



- 20.9 The Chemistry of Phosphorus 930
- 20.10 The Group 6A Elements 932
- 20.11 The Chemistry of Oxygen 933
- 20.12 The Chemistry of Sulfur 934
- 20.13 The Group 7A Elements 937
- 20.14 The Group 8A Elements 940
  - For Review 942 ■ Key Terms 942 ■ Questions and Exercises 945

## 21 Transition Metals and Coordination Chemistry 953

- 21.1 The Transition Metals: A Survey 954
- 21.2 The First-Row Transition Metals 959
  - CHEMICAL CONNECTIONS** Titanium Dioxide—Miracle Coating 961
- 21.3 Coordination Compounds 964
  - CHEMICAL CONNECTIONS** Alfred Werner: Coordination Chemist 968
- 21.4 Isomerism 969
  - CHEMICAL CONNECTIONS** The Importance of Being *cis* 972
- 21.5 Bonding in Complex Ions: The Localized Electron Model 974
- 21.6 The Crystal Field Model 976
  - CHEMICAL CONNECTIONS** Transition Metal Ions Lend Color to Gems 979



- 21.7** The Biologic Importance of Coordination Complexes 982  
**CHEMICAL CONNECTIONS** Supercharged Blood 986
- 21.8** Metallurgy and Iron and Steel Production 986  
For Review 995 ■ Key Terms 995 ■ Questions and Exercises 997

## **22** Organic and Biological Molecules 1005

- 22.1** Alkanes: Saturated Hydrocarbons 1006
- 22.2** Alkenes and Alkynes 1014
- 22.3** Aromatic Hydrocarbons 1017
- 22.4** Hydrocarbon Derivatives 1019
- 22.5** Polymers 1026  
**CHEMICAL CONNECTIONS** Wallace Hume Carothers 1027

- 22.6** Natural Polymers 1033  
**CHEMICAL CONNECTIONS** Tanning in the Shade 1040  
For Review 1048 ■ Key Terms 1048 ■ Questions and Exercises 1052

## Appendix 1 Mathematical Procedures A1

- A1.1** Exponential Notation A1
- A1.2** Logarithms A4
- A1.3** Graphing Functions A6
- A1.4** Solving Quadratic Equations A7
- A1.5** Uncertainties in Measurements A10

## Appendix 2 The Quantitative Kinetic Molecular Model A13

## Appendix 3 Spectral Analysis A16

## Appendix 4 Selected Thermodynamic Data A19

## Appendix 5 Equilibrium Constants and Reduction Potentials A22

- A5.1** Values of  $K_a$  for Some Common Monoprotic Acids A22
- A5.2** Stepwise Dissociation Constants for Several Common Polyprotic Acids A23
- A5.3** Values of  $K_b$  for Some Common Weak Bases A23
- A5.4**  $K_{sp}$  Values at 25°C for Common Ionic Solids A24
- A5.5** Standard Reduction Potentials at 25°C (298K) for Many Common Half-Reactions A25

## Appendix 6 SI Units and Conversion Factors A26

Glossary A27

Photo Credits A39

Answers to Selected Exercises A41

Index A72

## Features of *Chemistry*, Eighth Edition

Conceptual learning and problem solving are fundamental to the approach of *Chemistry*. For the *Eighth Edition*, we have extended this approach by emphasizing problem-solving strategies within the *Examples* and throughout the text narrative. Our philosophy is to help students learn to think like a chemist so that they can apply the process of problem solving to all aspects of their lives. We give students the tools to become critical thinkers: to ask questions, to apply rules and models, and to evaluate the outcome. It was also our mission to create a media program that embodies this philosophy so that when instructors and students look online for either study aids or online homework, that each resource supports the goals of the textbook—a strong emphasis on *models*, *real world applications*, and *visual learning*.

We have made extensive updates to the *Eighth Edition* to enhance the learning experience for students. **Here's what's new:**

- ▶ We added *Problem-Solving Strategy* boxes to focus students' attention on the very important process of problem solving. One of the main goals of general chemistry is to help students become creative problem solvers.
- ▶ We added *Concept Summary* boxes to help students organize their thinking about the crucial chemical concepts that they encounter.
- ▶ In “Chapter 3: Stoichiometry,” we added a new section, “Learning to Solve Problems,” which emphasizes the importance of problem solving. This new section will help students understand that thinking their way through a problem produces more long term, meaningful learning rather than simply memorizing steps, which are soon forgotten.
- ▶ In Chapters 3–6, we have introduced a series of questions into the in-chapter *Examples* to engage students in the process of problem solving. This more active approach helps students think their way through the solution to the problem. After Chapters 3–6, we shift this responsibility back to students, who have by then gained the critical-thinking skills required to solve problems that are more complex.
- ▶ “Chapter 4: Types of Chemical Reactions and Solution Stoichiometry,” now gives a more qualitative and intuitive method for balancing oxidation–reduction equations, which is based

on oxidation states. The “half-reaction method for balancing oxidation–reduction reactions” was moved to “Chapter 18: Electrochemistry.” We felt that it makes more sense to cover the more complicated equations later in the text.

- ▶ “Chapter 15: Applications of Aqueous Equilibria” was a long chapter, which dealt with difficult material. In order to make this chapter more manageable for students, we have split this chapter in two: “Chapter 15: Acid–Base Equilibrium” and “Chapter 16: Solubility and Complex Ion Equilibrium.”
- ▶ We have combined two chapters: “The Representative Elements: Groups 1A through 4A” and “The Representative Elements: Groups 5A through 8A,” into one chapter to provide a more focused and usable treatment of descriptive chemistry.
- ▶ We have revised almost every figure in the textbook to better serve visual learners. Most of the glassware, orbitals, graphs, flowcharts, and molecules have been redrawn.
- ▶ We have added more macro/micro illustrations to help students understand the connection between the world we see and the world of atoms and molecules.
- ▶ We've add a new problem type to the end-of-chapter problems called *Connecting to Biochemistry*. These problems highlight organic and biological applications. This feature allows instructors to quickly locate material that will be of particular interest to students in pre-medicine, biology, and other health-related fields.

## Hallmarks of *Chemistry*

- ▶ *Chemistry* contains numerous discussions, illustrations, and exercises aimed at *overcoming misconceptions*. It has become increasingly clear from our own teaching experience that students often struggle with chemistry because they misunderstand many of the fundamental concepts. In this text, we have gone to great lengths to provide illustrations and explanations aimed at giving students a more accurate picture of the fundamental ideas of chemistry. In particular, we have attempted to represent the microscopic world of chemistry so that students have a picture in their minds of “what the atoms and molecules are doing.” The art program along with the animations emphasize this goal. We have also placed a larger emphasis on the qualitative understanding of concepts before quantitative problems are considered. Because using an algorithm to correctly solve a problem often masks misunderstanding—when students assume they understand

the material because they got the right “answer” —it is important to probe their understanding in other ways. In this vein, the text includes a number of *Active Learning Questions* at the end of each chapter that are intended for group discussion. It is our experience that students often learn the most when they teach each other. Students are forced to recognize their own lack of understanding when they try and fail to explain a concept to another student.

- ▶ With a strong *problem-solving orientation*, this text talks to students about how to approach and solve chemical problems. We emphasize a thoughtful, logical approach rather than simply memorizing procedures. In particular, an innovative method is given for dealing with acid–base equilibria, the material the typical student finds most difficult and frustrating. The key to this approach involves first deciding what species are present in solution, then thinking about the chemical properties of these species. This method provides a general framework for approaching all types of solution equilibria.
- ▶ The text contains *almost 300 Examples*, with more given in the text discussions, to illustrate general problem-solving strategies. When a specific strategy is presented it is summarized in a Problem-Solving Strategy box and the *Example* that follows it reinforces the use of the strategy to solve the problem. In general, we emphasize the use of conceptual understanding to solve problems rather than an algorithm-based approach.
- ▶ We have presented a thorough *treatment of reactions* that occur in solution, including acid–base reactions. This material appears in “Chapter 4: Types of Chemical Reactions and Solution Stoichiometry,” directly after the chapter on chemical stoichiometry, to emphasize the connection between solution reactions and chemical reactions in general. The early presentation of this material provides an opportunity to cover some interesting descriptive chemistry and also supports the lab, which typically involves a great deal of aqueous chemistry. Chapter 4 also includes oxidation–reduction reactions and balancing by oxidation state, because a large number of interesting and important chemical reactions involve redox processes. However, coverage of oxidation–reduction is optional at this point and depends on the needs of a specific course.
- ▶ *Descriptive chemistry* and chemical principles are thoroughly integrated in this text. Chemical models may appear sterile and confusing without the observations that stimulated their invention. On the other hand, facts without organizing principles may seem overwhelming. A combination of observation and models can make chemistry both interesting and understandable. In the chapter on the chemistry of the elements we have used tables and charts to show how properties and models correlate. Descriptive chemistry is presented in a variety of ways—as applications of principles in

separate sections, in *Examples* and exercises, in photographs, and in *Chemical Connections*.

- ▶ Throughout the book a strong *emphasis on models* prevails. Coverage includes how they are constructed, how they are tested, and what we learn when they inevitably fail. Models are developed naturally, with pertinent observation always presented first to show why a particular model was invented.
- ▶ *Chemical Connections* boxes present applications of chemistry in various fields and in our daily lives. Margin notes in the *Instructor’s Annotated Edition* also highlight many more *Chemical Connections* available on the student website.
- ▶ We offer end-of-chapter exercises for every type of student and for every kind of homework assignment: questions that promote group learning; exercises that reinforce student understanding; and problems that present the ultimate challenge with increased rigor and by integrating multiple concepts. We have added biochemistry problems to make the connection for students in the course who are not chemistry majors.
- ▶ Judging from the favorable comments of instructors and students who have used the Seventh Edition, the text seems to work very well in a variety of courses. We were especially pleased that *readability* was cited as a key strength when students were asked to assess the text.

## Supporting Materials

### For the Instructor


Supporting instructor materials are available to qualified adopters. Please consult your local Cengage Learning, Brooks/Cole representative for details. Visit [www.cengage.com/chemistry/zumdahl](http://www.cengage.com/chemistry/zumdahl) to:

- ▶ See samples of materials
- ▶ Request a desk copy
- ▶ Locate your local representative
- ▶ Download electronic files of the *Instructor’s Resource Guide*, *Instructor’s Resource Guide for Experimental Chemistry*, and other helpful materials for instructors and students.

**PowerLecture with Diploma® Testing and JoinIn™ Instructor’s DVD (ISBN-10: 0-495-82989-7; ISBN-13: 978-0-495-82989-8)** PowerLecture is a one-stop digital library and presentation tool that includes:

- ▶ **Prepared Microsoft® PowerPoint® Lecture Slides** that cover all key points from the text in a convenient format with art, photographs, and animations. You can enhance the slides with your own materials or with additional interactive video and animations on the CD-ROM for personalized, media-enhanced lectures.

- ▶ **Image libraries** in PowerPoint and JPEG formats that contain electronic files for all text art, most photographs, and all numbered tables in the text. These files can be used to create your own transparencies or PowerPoint lectures.
- ▶ **JoinIn “clicker” Slides:** Join “clicker” questions written specifically for the use of *Chemistry* with the classroom response system of your choice that allows you to seamlessly display student answers.
- ▶ **PowerPoint slides** to accompany the *Inquiry Based Learning Guide* (see *Inquiry Based Learning Guide* description below)
- ▶ **Complete Solutions Manual** (Thomas J. Hummel, University of Illinois, Urbana-Champaign) The *Complete Solutions Manual* contains detailed solutions to *all* of the end-of-chapter problems with the exception of the *For Review Questions*, available on the student website, and a discussion of the *Active Learning Questions* as found in the online *Instructor’s Resource Guide*. This supplement is intended for the instructor’s convenience.
- ▶ **Sample chapters** from the *Student Solutions Manual* and *Study Guide*
- ▶ **Instructor’s Resource Guide** for the textbook and for *Experimental Chemistry*
- ▶ **Diploma<sup>®</sup> Testing** combines a flexible test-editing program with comprehensive gradebook functions for easy administration and tracking. With *Diploma Testing*, instructors can administer tests via print, network server, or the web. Questions can be selected based on their chapter/section, level of difficulty, question format, algorithmic functionality, topic, learning objective, and five levels of key words. With *Diploma Testing* you can:
  - Choose from 2500 test items designed to measure the concepts and principles covered in the text.
  - Ensure that each student gets a different version of the problem by selecting from preprogrammed algorithmic questions.
  - Edit or author algorithmic or static questions that integrate into the existing bank, becoming part of the question database for future use.
  - Choose problems designated as single-skill (easy), multi-skill (medium), and challenging and multi-skill (hard).
  - Customize tests to assess the specific content from the text.
  - Create several forms of the same test where questions and answers are scrambled.

 Online Web-based Learning **OWL: Online Web-based Learning** by Roberta Day and Beatrice Botch of the University of Massachusetts, Amherst, and William Vining of the State University of New York at Oneonta. [OWL Instant Access (2 Semesters)]

ISBN-10: 0-495-05099-7; ISBN-13: 978-0-495-05099-5] Developed at the University of Massachusetts, Amherst, and class tested by tens of thousands of chemistry students, OWL is a fully customizable and flexible web-based learning system. OWL supports mastery learning and offers numerical, chemical, and contextual parameterization to produce thousands of problems correlated to this text. The OWL system also features a database of simulations, tutorials, and exercises, as well as end-of-chapter problems from the text. In addition, OWL now includes *ChemWork* assignments, which help students learn key chemical concepts while guiding them in the process to become problem solvers. (See description below.) With OWL, you get the most widely used online learning system available for chemistry with unsurpassed reliability and dedicated training and support. Also new in OWL is *Go Chemistry*<sup>™</sup>—27 mini video lectures covering key chemistry concepts that students can view onscreen or download to their portable video player to study on the go!

The optional **e-Book in OWL** includes the complete electronic version of the text, fully integrated and linked to OWL homework problems. Most e-Books in OWL are interactive and offer highlighting, notetaking, and bookmarking features that can all be saved. To view an OWL demo and for more information, visit [www.cengage.com/owl](http://www.cengage.com/owl) or contact your Cengage Learning, Brooks/Cole representative.

**ChemWork** Offered in both OWL and Enhanced WebAssign, *ChemWork* assignments offer students another opportunity to practice. *ChemWork* assignments offer students another opportunity to practice. These problems are designed for students to use in one of two ways: to *learn* the problem solving process (while doing actual homework problems) or as a *capstone* assignment to determine whether they understand how to solve problems (perhaps in final preparation for an exam).

*ChemWork* assignments test students’ understanding of core concepts from each chapter. Students who solve a particular problem with no assistance can proceed directly to the answer and receive congratulations. However, students who need help can get assistance through a series of hints. The procedure for assisting students is modeled after the way teacher would help with a homework problem in his or her office. The hints are usually in the form of interactive questions that guide students through the problem-solving process. Students cannot receive the right answer from the system; rather it encourages them to continue working on the problem through this system of multiple hints. *ChemWork* is chemically and numerically parameterized so that each student in the course receives a unique set of problems.

**Enhanced WebAssign<sup>®</sup>** *Enhanced WebAssign*, a robust, easy-to-use online learning system, includes algorithmic textbook problems with rich media learning resources, such as *ChemWork* assignments, tutorials, animations, and videos. Instructors can create assignments from a ready-to-use database of textbook questions or write and customize their own exercises

with results recorded in its corresponding gradebook. To learn more, go to [www.webassign.net/brookscole](http://www.webassign.net/brookscole).

**Instructor's Resource Guide** (Donald J. DeCoste, University of Illinois, Urbana-Champaign) Available on the instructor companion site and on PowerLecture, this downloadable manual includes suggestions for alternative ordering of topics, suggested responses to *Inquiry Based Learning Guide*, lesson plans of media resources correlated to sections, answers to the React problems from the *Inquiry Based Learning Guide*, a section of notes for teaching assistants, suggested solutions for the *Active Learning Questions* from the textbook, and amplifications of strategies used in various chapters.

**Instructor's Resource Guide for Experimental Chemistry** (James Hall, University of Massachusetts, Lowell) Available on the instructor companion site and on PowerLecture, this PDF manual contains tips on running experiments, approximate times for each experiment, and answers to all prelab and post-lab questions posed in the laboratory guide.

**Cengage Learning Custom Solutions** develops personalized text solutions to meet your course needs. Match your learning materials to your syllabus and create the perfect learning solution—your customized text will contain the same thought-provoking, scientifically sound content, superior authorship, and stunning art that you've come to expect from Cengage Learning, Brooks/Cole texts, yet in a more flexible format. Visit [www.cengage.com/custom.com](http://www.cengage.com/custom.com) to start building your book today.

## For the Student

Visit the *Chemistry* website at [www.cengage.com/chemistry/zumdahl](http://www.cengage.com/chemistry/zumdahl) to see samples of select student supplements. Students can purchase any Cengage Learning product at your local college store or at our preferred online store, [www.ichapters.com](http://www.ichapters.com).

**Student Companion Website** Accessible from [www.cengage.com/chemistry/zumdahl](http://www.cengage.com/chemistry/zumdahl), this site provides online study tools including practice tests, flashcards, Chemical Connections, the answers to the *For Review* questions from the textbook, and Careers in Chemistry.



**Go Chemistry™ for General Chemistry** [(27-Module Set) ISBN-10: 0-495-38228-0; ISBN-13: 978-0-495-38228-7] *Go Chemistry™* is a set of easy-to-use essential videos that can be downloaded to your video iPod or portable video player—ideal for the student on the go! Developed by award-winning chemists, these new electronic tools are designed to help students quickly review essential chemistry topics. Mini video lectures include animations and problems for a quick summary of key concepts. Selected *Go Chemistry* modules have e-flashcards to briefly introduce a key concept and then test student understanding of the basics with

a series of questions. *Go Chemistry* also plays on QuickTime, iTunes, and iPhones. Modules are also available separately. To purchase, enter ISBN 0-495-38228-0 at [www.ichapters.com](http://www.ichapters.com).



Online Web-based  
Learning

**OWL for General Chemistry**

See the above description in the Instructor Support Materials section.

**Study Guide** (Paul B. Kelter, Northern Illinois University) (ISBN-10: 0-547-16872-1; ISBN-13: 978-0-547-16872-2) Written to be a self-study aid for students, this guide includes alternate strategies for solving problems, supplemental explanations for the most difficult material, and self-tests. There are approximately 500 worked examples and 1200 practice problems (with answers), designed to give students mastery and confidence.

**Student Solutions Manual** (Thomas J. Hummel, University of Illinois, Urbana-Champaign) (ISBN-10: 0-547-16856-X; ISBN-13: 978-0-547-16856-2) This manual provides detailed solutions for half of the end-of-chapter exercises (designated by the blue question numbers), using the strategies emphasized in the text. This supplement has been thoroughly checked for precision and accuracy. Answers to the *For Review* questions can be found on the student website.

**Experimental Chemistry** (James Hall, University of Massachusetts, Lowell) (ISBN-10: 0-547-16854-3; ISBN-13: 978-0-547-16854-8) This lab manual provides an extensively revised laboratory program compatible with the text. The 48 experiments present a wide variety of chemistry, and many experiments offer choices of procedures. Safety is strongly emphasized throughout the program.

**Inquiry Based Learning Guide** (Donald J. DeCoste, University of Illinois, Urbana-Champaign) (ISBN-10: 0-547-16871-3; ISBN-13: 978-0-547-16871-5) The questions and activities in the *Inquiry Based Learning Guide (IBLG)* are designed to get students to consider the underlying concepts involved in understanding chemistry—to “think like chemists” and develop a richer, more dynamic understanding of the content. By being engaged in the material and needing to explain how they apply it rather than just calculating an answer, students are given an opportunity to strengthen their problem solving abilities, and in turn instructors are given an opportunity to identify students' misconceptions that may not be apparent in their answers to traditional, mathematically-based questions.

**Essential Algebra for Chemistry Students, Second Edition** (David W. Ball, Cleveland State University) (ISBN-10: 0-495-01327-7; ISBN-13 978-0-495-01327-3) This short book is intended for students who lack confidence and/or competency in their essential mathematics skills necessary to survive in general chemistry. Each chapter focuses on a specific type of skill and has worked-out examples to show how these skills

translate to chemical problem solving. Includes references to OWL, our web-based tutorial program, offering students access to online algebra skills exercises.

***Survival Guide for General Chemistry with Math Review and Proficiency Questions, Second Edition*** (Charles H. Atwood, University of Georgia) (ISBN-10: 0-495-38751-7; ISBN-13: 978-0-495-38751-0) Intended to help students practice for exams, this survival guide shows how to solve difficult problems by dissecting them into manageable chunks. The guide includes three levels of proficiency questions—A, B, and minimal—to quickly build confidence as students master the knowledge they need to succeed in the course.

## For the Laboratory

**Cengage Learning, Brooks/Cole Lab Manuals** We offer a variety of printed manuals to meet all your general chemistry laboratory needs. Instructors can visit the chemistry site at [www.cengage.com/chemistry](http://www.cengage.com/chemistry) for a full listing and description of these laboratory manuals and laboratory notebooks. All Cengage Learning lab manuals can be customized for your specific needs.

**Signature Labs . . . for the customized laboratory** Signature Labs combines the resources of Brooks/Cole, CER, and OuterNet Publishing to provide you unparalleled service in creating your ideal customized lab program. Select the experiments and artwork you need from our collection of content and imagery to find the perfect labs to match your course. Visit [www.signaturelabs.com](http://www.signaturelabs.com) or contact your Cengage Learning representative for more information.

## Acknowledgments

This book represents the efforts of many talented and dedicated people. We particularly want to thank Charles Hartford, Publisher, for his vision and oversight of the project. Charlie's knowledge of the field and his enthusiasm have contributed immensely to the success of this text.

We also want to thank Cathy Brooks, Senior Content Project Manager, who did her usual miraculous job of coordinating the production of an incredibly complex project with grace and good humor. We also especially appreciate the dedication of Rebecca Berardy Schwartz, Senior Developmental Editor and Senior Media Editor, who managed the revision process in a very supportive and organized manner. Rebecca worked very hard to make this edition a success.

We are especially grateful to Tom Hummel, University of Illinois, Urbana-Champaign, who managed the revision of the end-of-chapter problems and the solutions manuals. Tom's extensive experience teaching general chemistry and his

high standards of accuracy and clarity have resulted in great improvements in the quality of the problems and solutions in this edition. In addition, we very much appreciate the work of Christian Ray, University of Illinois, Urbana-Champaign, who wrote the new *Connecting to Biochemistry* end-of chapter problems, and to Kathy Thrush Shaginaw, who contributed excellent suggestions for revising the art illustrations in the book. We offer special thanks to Linda Bush, who accuracy checked the textbook and solutions as well as to Gretchen Adams, University of Illinois, Urbana-Champaign, and Don DeCoste, University of Illinois, Urbana-Champaign, who, along with Linda Bush, created many of the media components and who provide insights into how we can continue to provide resources that make teaching and learning more effective and creative for instructors and students.

Thanks to others who supplied valuable assistance on this revision, Jill Haber, Art Director; Sharon Donahue, Photo Researcher; Nicole Hamm, Senior Marketing Manager; and Kevin Carroll, Marketing Assistant.

We are especially thankful to all of the reviewers who participated in different aspects of the development process from reviewing the illustrations and chapters to providing feedback on the development of new features. We sincerely appreciate all of these suggestions.

## Reviewers

### Reviewers of the Eighth Edition

Yiyang Bai, *Houston Community College*  
 Carrie Brennan, *Austin Peay State University*  
 David A. Boyajian, *Palomar College San Marcos*  
 Alexander Burin, *Tulane University*  
 Jerry Burns, *Pellissippi State Technical Community College*  
 Stuart Cohen, *Horry-Georgetown Technical College*  
 Philip Davis, *University of Tennessee at Martin*  
 William M. Davis, *The University of Texas at Brownsville*  
 Stephanie Dillon, *Florida State University*  
 David Evans, *Coastal Carolina University*  
 Leanna Giancarlo, *University of Mary Washington*  
 Tracy A. Halmi, *Penn State Erie, The Behrend College*  
 Myung Han, *Columbus State Community College*  
 Carl Hoeger, *University of California, San Diego*  
 Richard Jarman, *College of DuPage*  
 Cathie Keenan, *Chaffey College*  
 Kirk Kawagoe, *Fresno City College*  
 Donald P. Land, *University of California, Davis Department of Chemistry*



## **xiv To the Professor**

Craig Martens, *University of California, Irvine*  
Chavonda Mills, *Georgia College & State University*  
John Pollard, *University of Arizona*  
Rene Rodriguez, *Idaho State University*  
Tim Royappa, *University of West Florida*  
Karl Sienerth, *Elon University*  
Brett Simpson, *Coastal Carolina University*  
Alan Stolzenberg, *West Virginia University, Morgantown*  
Paris Svoronos, *Queensborough Community College, CUNY*  
Brooke Taylor, *Lane Community College*  
James Turner, *Virginia Commonwealth University*  
Jackie Thomas, *Southwestern College*  
David W. Thompson, *College of William and Mary*  
Edward Walters, *University of New Mexico*  
Darrin M. York, *University of Minnesota*  
Noel S. Zaugg, *Brigham Young University, Idaho*

### **AP Reviewers:**

Robert W. Ayton, Jr., *Dunnellon High School*  
Connie Su, *Adolfo Camarillo High School*  
Steven Nelson, *Addison Trail High School*  
David Hostage, *The Taft School*

### **Reviewers of the Seventh Edition**

Dawood Afzal, *Truman State*  
Carol Anderson, *University of Connecticut, Avery Point*

Jeffrey R. Appling, *Clemson University*  
Dave Blackburn, *University of Minnesota*  
Robert S. Boikess, *Rutgers University*  
Ken Carter, *Truman State*  
Bette Davidowitz, *University of Cape Town*  
Natalie Foster, *Lehigh University*  
Tracy A. Halmi, *Penn State Erie, The Behrend College*  
Carl Hoeger, *University of California, San Diego*  
Ahmad Kabbani, *Lebanese American University*  
Arthur Mar, *University of Alberta*  
Jim McCormick, *Truman State*  
Richard Orwell, *Blue Ridge Community College*  
Jason S. Overby, *College of Charleston*  
Robert D. Pike, *The College of William and Mary*  
Daniel Raferty, *Purdue University*  
Jimmy Rogers, *University of Texas, Arlington*  
Raymond Scott, *Mary Washington College*  
Alan Stolzenberg, *West Virginia University, Morgantown*  
Rashmi Venkateswaran, *University of Ottawa*

### **AP Reviewers:**

Annis Hapkiewicz, *Okemos High School*  
Tina Ohn-Sabatello, *Maine Township HS East*



## To the Student

**A**s you jump into the study of chemistry we hope that you will find our text helpful and interesting. Our job is to present the concepts and ideas of chemistry in a way you can understand. We hope to encourage you in your studies and to help you learn to solve problems in ways you can apply in all areas of your professional and personal lives.

Our main goal is to help you learn to become a truly creative problem solver. Our world badly needs people who can “think outside the box.” Our focus is to help you learn to think like a chemist. Why would you want to do that? Chemists are great problem solvers. They use logic, trial and error, and intuition—along with lots of patience—to work through complex problems. Chemists make mistakes, as we all do in our lives. The important thing that a chemist does is to learn from the mistakes and to try again. This “can do” attitude is useful in all careers.

In this book we develop the concepts in a natural way: The observations come first and then we develop models to explain the observed behavior. Models help us to understand and explain our world. They are central to scientific thinking. Models are very useful, but they also have limitations, which we will point out. By understanding the basic concepts in chemistry we lay the foundation for solving problems.

Our main goal is to help you learn a thoughtful method of problem solving. True learning is more than memorizing facts. Truly educated people use their factual knowledge as a starting point—a basis for creative problem solving. Our strategy for solving problems is explained in Section 3.5. To solve a problem we ask ourselves questions, which help us think through the problem. We let the problem guide us to the solution. This process can be applied to all types of problems in all areas of life.

As you study the text, use the *Examples* and the problem-solving strategies to help you. The strategies are boxed to

highlight them for you and the *Examples* show how these strategies are applied.

After you have read and studied each chapter of the text you’ll need to practice your problem-solving skills. To do this we have provided plenty of review questions and end-of-chapter exercises. Your instructor may assign these on paper or online; in either case, you’ll want to work with your fellow students. One of the most effective ways to learn chemistry is through the exchange of ideas that comes from helping one another. The online homework assignments will give you instant feedback and, in print, we have provided answers to some of the exercises in the back of the text. In all cases, your main goal is not just to get the correct answer, but to understand the process for getting the answer. Memorizing solutions for specific problems is not a very good way to prepare for an exam (or to solve problems in the real world!).

To become a great problem solver you’ll need these skills:

1. Look within the problem for the solution. (Let the problem guide you.)
2. Use the concepts you have learned along with a systematic, logical approach to find the solution.
3. Solve the problem by asking questions and learn to trust yourself to think it out.

You will make mistakes, but the important thing is to learn from these errors. The only way to gain confidence is to practice, practice, practice and to use your mistakes to find your weaknesses. Be patient with yourself and work hard to understand rather than simply memorize.

We hope you’ll have an interesting and successful year learning to think like a chemist!

*Steve and Susan Zumdahl*

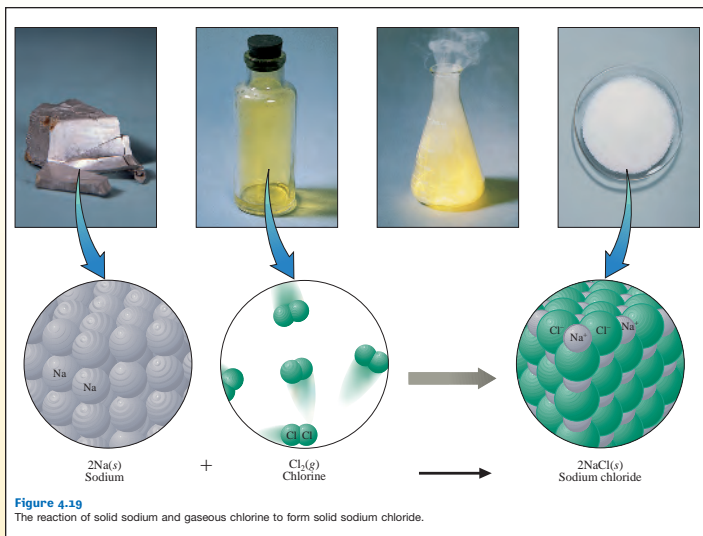






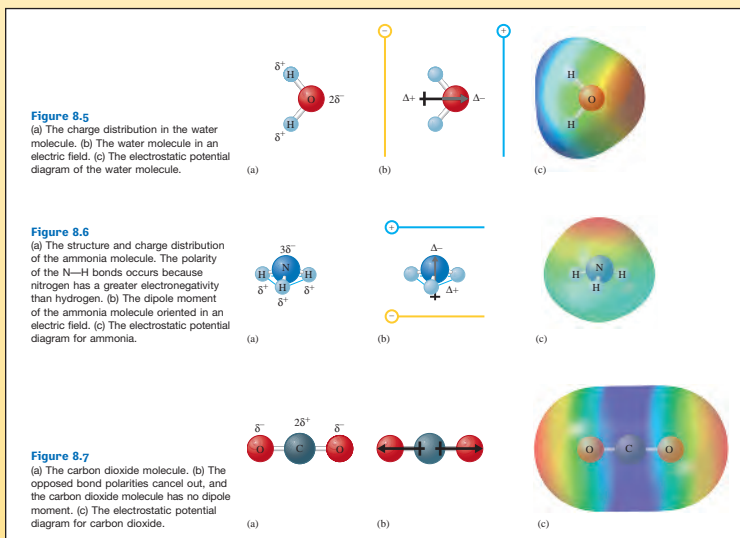
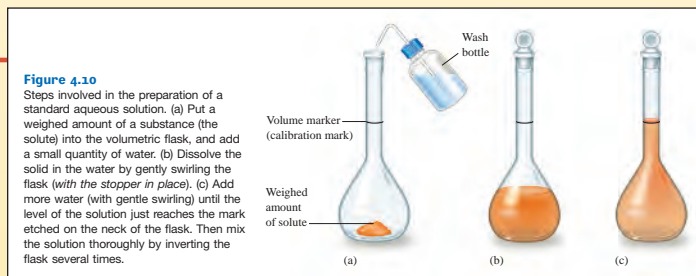
## Dynamic Art Program

Most of the glassware, orbitals, graphs, flowcharts, and molecules have been redrawn to better serve visual learners and enhance the textbook.



The art program emphasizes molecular-level interactions that help students visualize the “micro-macro” connection.

Realistic drawings of glassware and instrumentation found in the lab help students make real connections.



Electrostatic potential maps help students visualize the distribution of charge in molecules.

# Real-World Applications

Interesting applications of modern chemistry show students the relevance of chemistry to their world.

Each chapter begins with an engaging introduction that demonstrates how chemistry is related to everyday life.

chapter fourteen

## Acids and Bases

14.1 ▶ The Nature of Acids and Bases  
14.2 ▶ Acid Strength  
Water as an Acid and a Base  
14.3 ▶ The pH Scale  
14.4 ▶ Calculating the pH of Strong Acid Solutions  
14.5 ▶ Calculating the pH of Weak Acid Solutions  
The pH of a Mixture of Weak Acids  
Percent Dissociation  
14.6 ▶ Bases  
14.7 ▶ Polyprotic Acids  
Phosphoric Acid  
Sulfuric Acid  
14.8 ▶ Acid-Base Properties of Salts  
Salts That Produce Neutral Solutions  
Salts That Produce Basic Solutions  
Base Strength in Aqueous Solutions  
Salts That Produce Acidic Solutions  
14.9 ▶ The Effect of Structure on Acid-Base Properties  
14.10 ▶ Acid-Base Properties of Oxides  
14.11 ▶ The Lewis Acid-Base Model  
14.12 ▶ Strategy for Solving Acid-Base Problems: A Summary

Mountain laurel thrives in acidic soil.

Don't taste chemicals!

Acids and bases were first discussed in Section 4.2.

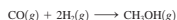
638

chemical connections

639

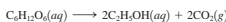
### ▶ Connecting to Biochemistry

113. Nitrous oxide (N<sub>2</sub>O) is a gas that is commonly used to help sedate patients in medicine and dentistry due to its mild anesthetic and analgesic properties, as well as the fact that it is nonflammable. If a cylinder of N<sub>2</sub>O is at 32.4 atm and has a volume of 5.0 L at 298 K, how many moles of N<sub>2</sub>O gas are in the cylinder? What volume would the gas take up if the entire contents of the cylinder were allowed to escape into a larger container that keeps the pressure constant at 1.00 atm? Assume the temperature remains at 298 K.
114. The average lung capacity of a human is 6.0 L. How many moles of air are in your lungs when you are in the following situations?  
a. At sea level ( $T = 298 \text{ K}$ ,  $P = 1.00 \text{ atm}$ ).  
b. 10. m below water ( $T = 298 \text{ K}$ ,  $P = 1.97 \text{ atm}$ ).  
c. At the top of Mount Everest ( $T = 200. \text{ K}$ ,  $P = 0.296 \text{ atm}$ ).
115. Cyclopropane, a gas that when mixed with oxygen is used as a general anesthetic, is composed of 85.7% C and 14.3% H by mass. If the density of cyclopropane is 1.88 g/L at STP, what is the molecular formula of cyclopropane?
116. A mixture of cyclopropane and oxygen is sometimes used as a general anesthetic. Consider a balloon filled with an anesthetic mixture of cyclopropane and oxygen at 170. torr and 570. torr, respectively. Calculate the ratio of the moles O<sub>2</sub> to moles cyclopropane in this mixture.
117. Methanol (CH<sub>3</sub>OH) can be produced by the following reaction:



Hydrogen at STP flows into a reactor at a rate of 16.0 L/min. Carbon monoxide at STP flows into the reactor at a rate of 25.0 L/min. If 5.30 g methanol is produced per minute, what is the percent yield of the reaction?

118. In the "Méthode Champenoise," grape juice is fermented in a wine bottle to produce sparkling wine. The reaction is



Fermentation of 750. mL grape juice (density = 1.0 g/cm<sup>3</sup>) is allowed to take place in a bottle with a total volume of 825 mL until 12% by volume is ethanol (C<sub>2</sub>H<sub>5</sub>OH). Assuming that the CO<sub>2</sub> is insoluble in H<sub>2</sub>O (actually, a wrong assumption), what would be the pressure of CO<sub>2</sub> inside the wine bottle at 25°C? (The density of ethanol is 0.79 g/cm<sup>3</sup>.)

### A Note-able Achievement




Post-It Notes, a product of the 3M Corporation, revolutionized casual written communications and personal reminders. Introduced in the United States in 1980, these sticky-but-not-too-sticky notes have now found countless uses in offices, cars, and homes throughout the world.

The invention of sticky notes occurred over a period of about 10 years and involved a great deal of serendipity. The adhesive for Post-It Notes was discovered by Dr. Spencer D. Silver of 3M in 1968. Silver found that when an acrylate polymer material was made in a particular way, it formed cross-linked microspheres. When suspended in a solvent and sprayed on a sheet of paper, this substance formed a "spare monolayer" of adhesive after the solvent evaporated. Scanning electron microscope images of the adhesive show that it has an irregular surface, a little like the surface of a gravel road. In contrast, the adhesive on cellophane tape looks smooth and uniform, like a superhighway. The bumpy surface of Silver's adhesive caused it to be sticky but not so sticky to produce permanent adhesion, because the number of contact points between the bonding surface was limited.

When he invented this adhesive, Silver had no specific idea for its use, so he spread the word of his discovery to his fellow employees at 3M to see if anyone had an application for it. In addition, over the next several years development was carried out to improve the adhesive's properties. It was not until 1974 that the idea for Post-It Notes popped up. One Sunday Art Fry, a chemical engineer for 3M, was singing in his church choir when he became annoyed that the bookmark in his hymnal kept falling out. He thought to himself that it would be nice if the bookmark were sticky enough to stay in place but not so sticky that it couldn't be moved. Luckily, he remembered Silver's glue—and the Post-It Note was born.

For the next three years Fry worked to overcome the manufacturing obstacles associated with the product. By 1977 enough Post-It Notes were being produced to supply 3M's corporate headquarters, where the employees quickly



became addicted to their many uses. Post-It Notes are now available in 62 colors and 25 shapes.

In the years since their introduction, 3M has heard some remarkable stories connected to the use of these notes. For example, a Post-It Note was applied to the nose of a corporate jet, where it was intended to be read by the pilots. Las Vegas ground crew. Someone forgot to remove it, however. The note was still on the nose of the plane when landed in Minneapolis, having survived a take-off and landing and speeds of 500 miles per hour at temperatures low as -56°F. Stories on the 3M Web site also describe how a Post-It Note on the front door of a home survived the 14-mile-per-hour winds of Hurricane Hugo and how a forensic official accepted Post-It Notes in lieu of cash when an ambrise was needed to cut through bullet-resistant headsets.

Post-It Notes have definitely changed the way we communicate and remember things.

*Chemical Connections* describe current applications of chemistry. These special-interest boxes cover such topics as the invention of Post-It Notes, farming the wind, and the use of iron metal to clean up contaminated groundwater. Additional *Chemical Connections* are available on the student website.

### Farming the Wind



In the Midwest the wind blows across fields of corn, soybeans, wheat, and wind turbines—wind turbines? It turns out that the wind that seems to blow almost continuously across the plains is now becoming the latest cash crop. One of these new-breed wind farmers is Daniel Juhl, who recently erected 17 wind turbines on six acres of land near Woodstock, Minnesota. These turbines can generate as much as 10 megawatts (MW) of electricity, which Juhl sells to the local electrical utility.

There is plenty of untapped wind power in the United States. Wind mappers rate regions on a scale of 1 to 6 (with 6 being the best) to indicate the quality of the wind resource. Wind farms are now being developed in areas rated from 4 to 6. The farmers who own the land welcome the increased income derived from the wind blowing across their land. Economists estimate that each acre devoted to wind turbines can pay royalties to the farmers of as much as \$8000 per year, or many times the revenue from growing corn on that same land. Juhl claims that farmers who construct the turbines themselves can realize as much as \$20,000 per year per turbine. Globally, wind generation of electricity has nearly quadrupled in the last five years and is expected to increase by about 60% per year in the United States. The economic feasibility of wind-generated electricity has greatly improved in the last 30 years as the wind turbines have become more efficient. Today's turbines can produce electricity that costs about the same as that from other sources. The most impressive thing about wind power is the magnitude of the supply. According to the American Wind Energy Association in Washington, D.C., the wind-power potential in the United States is comparable or larger than the energy resources under the sands of Saudi Arabia.

The biggest hurdle that must be overcome before wind power can become a significant electricity producer in the United States is construction of the transmission

infrastructure—the power lines needed to move the electricity from the rural areas to the cities where most of the power is used. For example, the hundreds of turbines planned in southwest Minnesota in a development called Buffalo Ridge could supply enough electricity to power 1 million homes if transmission problems can be solved.

Another possible scenario for wind farms is to use the electrical power generated to decompose water to produce hydrogen gas that could be carried to cities by pipelines and used as a fuel. One real benefit of hydrogen is that it produces water as its only combustion product. Thus, it is essentially pollution-free. Within a few years wind power could be a major source of electricity. There could be a fresh wind blowing across the energy landscape of the United States in the near future.



The State Line Wind Project along the Oregon-Washington border uses approximately 390 wind turbines to create enough electricity to power some 70,000 households.

# Comprehensive End-of-Chapter Practice and Review

We offer end-of-chapter exercises for every type of student and for every kind of homework assignment.

734 Chapter Fifteen Acid–Base Equilibria

## For Review

### Key Terms

#### Section 15.1

common ion  
common ion effect

#### Section 15.2

buffered solution  
Henderson–Hasselbalch equation

#### Section 15.3

buffering capacity

#### Section 15.4

pH curve (titration curve)  
millimole (mmol)  
equivalence point (stoichiometric point)

#### Section 15.5

acid–base indicator  
phenolphthalein

### Buffered solutions

- Contains a weak acid (HA) and its salt (NaA) or a weak base (B) and its salt (BHCl)
- Resists a change in its pH when  $H^+$  or  $OH^-$  is added
- For a buffered solution containing HA and  $A^-$ 
  - The Henderson–Hasselbalch equation is useful:

$$pH = pK_a + \log\left(\frac{[A^-]}{[HA]}\right)$$

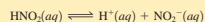
- The capacity of the buffered solution depends on the amounts of HA and  $A^-$  present
- The most efficient buffering occurs when the  $\frac{[A^-]}{[HA]}$  ratio is close to 1
- Buffering works because the amounts of HA (which reacts with added  $OH^-$ ) and  $A^-$  (which reacts with added  $H^+$ ) are large enough that the  $\frac{[A^-]}{[HA]}$  ratio does not change significantly when strong acids or bases are added

### Acid–base titrations

- The progress of a titration is represented by plotting the pH of the solution versus the volume of added titrant; the resulting graph is called a pH curve or titration curve
- Strong acid–strong base titrations show a sharp change in pH near the equivalence point
- The shape of the pH curve for a strong base–strong acid titration before the equivalence point is quite different from the shape of the pH curve for a strong base–weak acid titration
  - The strong base–weak acid pH curve shows the effects of buffering before the equivalence point
  - For a strong base–weak acid titration, the pH is greater than 7 at the equivalence point because of the basic properties of  $A^-$
- Indicators are sometimes used to mark the equivalence point of an acid–base titration
  - The end point is where the indicator changes color
  - The goal is to have the end point and the equivalence point be as close as possible

## REVIEW QUESTION

1. What is meant by the presence of a common ion? How does the presence of a common ion affect an equilibrium such as



What is an acid–base solution called that contains a common ion?

2. Define a buffer solution. What makes up a buffer solution? How do buffers affect  $H^+$  or  $OH^-$  with little pH change?

Is it necessary that the concentrations of the weak acid and the weak base and conjugate base concentrations are equal?

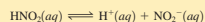
A buffer generally contains a weak acid and its weak conjugate base, a weak base and its weak conjugate acid, in water. You can solve for the pH by using the equilibrium problem using the  $K_a$  reaction of the weak acid or the reaction of the conjugate base. Both reactions give the same answer for the pH of the solution. Explain.

688 Chapter Fourteen Acids and Bases

Each chapter has a *For Review* section to reinforce key concepts, and includes review questions for students to practice independently.

## REVIEW QUESTION

1. What is meant by the presence of a common ion? How does the presence of a common ion affect an equilibrium such as



What is an acid–base solution called that contains a common ion?

2. Define a buffer solution. What makes up a buffer solution? How do buffers affect  $H^+$  or  $OH^-$  with little pH change?

Is it necessary that the concentrations of the weak acid and the weak base and conjugate base concentrations are equal?

A buffer generally contains a weak acid and its weak conjugate base, a weak base and its weak conjugate acid, in water. You can solve for the pH by using the equilibrium problem using the  $K_a$  reaction of the weak acid or the reaction of the conjugate base. Both reactions give the same answer for the pH of the solution. Explain.

10. For oxyacids, how does acid strength depend on
- the strength of the bond to the acidic hydrogen atom?
  - the electronegativity of the element bonded to the oxygen atom that bears the acidic hydrogen?
  - the number of oxygen atoms?

How does the strength of a conjugate base depend on these factors?

What type of solution forms when a nonmetal oxide dissolves in water? Give an example of such an oxide. What type of solution forms when a metal oxide dissolves in water? Give an example of such an oxide.

### Active Learning Questions

These questions are designed to be used by groups of students in class.

- Consider two beakers of pure water at different temperatures. How do their pH values compare? Which is more acidic? more basic? Explain.
- Differentiate between the terms *strength* and *concentration* as they apply to acids and bases. When is HCl strong? Weak? Concentrated? Dilute? Answer the same questions for ammonia. Is the conjugate base of a weak acid a strong base?
- Sketch two graphs: (a) percent dissociation for weak acid HA versus the initial concentration of HA ( $[HA]_0$ ) and (b)  $H^+$  concentration versus  $[HA]_0$ . Explain both.
- Consider a solution prepared by mixing a weak acid HA and HCl. What are the major species? Explain what is occurring in solution. How would you calculate the pH? What if you added NaA to this solution? Then added NaOH?
- Explain why salts can be acidic, basic, or neutral, and show examples. Do this without specific numbers.
- Consider two separate aqueous solutions: one of a weak acid HA and one of HCl. Assuming you started with 10 molecules of each:
  - Draw a picture of what each solution looks like at equilibrium.
  - What are the major species in each beaker?
  - From your pictures, calculate the  $K_a$  values of each acid.
- Order the following from the strongest to the weakest base:  $H_2O$ ,  $A^-$ ,  $Cl^-$ . Explain your order.
- You are asked to calculate the  $H^+$  concentration in a solution of NaOH(aq). Because sodium hydroxide is a base, can we say there is no  $H^+$ , since having  $H^+$  would imply that the solution is acidic?
- Consider a solution prepared by mixing a weak acid HA, HCl, and NaA. Which of the following statements best describes what happens?
  - The  $H^+$  from the HCl reacts completely with the  $A^-$  from the NaA. Then the HA dissociates somewhat.
  - The  $H^+$  from the HCl reacts somewhat with the  $A^-$  from the NaA to make HA, while the HA is dissociating. Eventually you have equal amounts of everything.
  - The  $H^+$  from the HCl reacts somewhat with the  $A^-$  from the NaA to make HA while the HA is dissociating. Eventually all the reactions have equal rates.
- The  $H^+$  from the HCl reacts completely with the  $A^-$  from the NaA. Then the HA dissociates somewhat until “too much”  $H^+$  and  $A^-$  are formed, so the  $H^+$  and  $A^-$  react to form HA, and so on. Eventually equilibrium is reached. Justify your choice, and for choices you did not pick, explain what is wrong with them.
- Consider a solution formed by mixing 100.0 mL of 0.10 M HA ( $K_a = 1.0 \times 10^{-4}$ ), 100.0 mL of 0.10 M NaA, and 100.0 mL of 0.10 M HCl. In calculating the pH for the final solution, you would make some assumptions about the order in which various reactions occur to simplify the calculations. State these assumptions. Does it matter whether the reactions actually occur in the assumed order? Explain.
- A certain sodium compound is dissolved in water to liberate  $Na^+$  ions and a certain negative ion. What evidence would you look for to determine whether the anion is behaving as an acid or a base? How could you tell whether the anion is a strong base? Explain how the anion could behave simultaneously as an acid and a base.
- Acids and bases can be thought of as chemical opposites (acids are proton donors, and bases are proton acceptors). Therefore, one might think that  $K_a = 1/K_b$ . Why isn't this the case? What is the relationship between  $K_a$  and  $K_b$ ? Prove it with a derivation.
- Consider two solutions of the salts  $NaX(aq)$  and  $NaY(aq)$  at equal concentrations. What would you need to know to determine which solution has the higher pH? Explain how you would decide (perhaps even provide a sample calculation).
- What is meant by pH? True or false: A strong acid solution always has a lower pH than a weak acid solution. Explain.
- Why is the pH of water at 25°C equal to 7.00?
- Can the pH of a solution be negative? Explain.
- Is the conjugate base of a weak acid a strong base? Explain. Explain why  $Cl^-$  does not affect the pH of an aqueous solution.
- Match the following pH values: 1, 2, 5, 6, 6.5, 8, 11, 11, and 13, with the following chemicals (of equal concentration): HBr, NaOH, NaF, NaCN,  $NH_3$ ,  $CH_3NH_2$ , HF, HCN, and  $NH_4^+$ . Answer this question without performing calculations.

*Active Learning Questions* are designed to promote discussion among groups of students in class.



# Comprehensive End-of-Chapter Practice and Review

A blue question or exercise number indicates that the answer to that question or exercise appears at the back of the book and a solution appears in the *Solutions Guide*, as found on PowerLecture.

## ► Questions

- Reference Section 3.2 to find the atomic masses of  $^{12}\text{C}$  and  $^{13}\text{C}$ , the relative abundance of  $^{12}\text{C}$  and  $^{13}\text{C}$  in natural carbon, and the average mass (in amu) of a carbon atom. If you had a sample of natural carbon containing exactly 10,000 atoms, determine the number of  $^{12}\text{C}$  and  $^{13}\text{C}$  atoms present. What would be the average mass (in amu) and the total mass (in amu) of the carbon atoms in this 10,000-atom sample? If you had a sample of natural carbon containing  $6.0221 \times 10^{23}$  atoms, determine the number of  $^{12}\text{C}$  and  $^{13}\text{C}$  atoms present. What would be the average mass (in amu) and the total mass (in amu) of this  $6.0221 \times 10^{23}$  atom sample? Given that  $1 \text{ g} = 6.0221 \times 10^{23} \text{ amu}$ , what is the total mass of 1 mol of natural carbon in units of grams?
- Avogadro's number, molar mass, and the chemical formula of a compound are three useful conversion factors. What unit conversions can be accomplished using these conversion factors?
- If you had a mol of U.S. dollar bills and equally distributed the money to all of the people of the world, how rich would every person be? Assume a world population of 6 billion.
- What is the difference between the molar mass and the empirical formula mass of a compound? When are these masses the same and when are they different? When different, how is the molar mass related to the empirical formula mass?

There are numerous *Exercises* to reinforce students' understanding of each section. These problems are paired and organized by topic, so that instructors can review them in class and assign them for homework.

## ► Connecting to Biochemistry

- Ascorbic acid, or vitamin C ( $\text{C}_6\text{H}_8\text{O}_6$ ), is an essential vitamin. It cannot be stored by the body and must be present in the diet. What is the molar mass of ascorbic acid? Vitamin C tablets are taken as a dietary supplement. If a typical tablet contains 500.0 mg vitamin C, what amount (moles) and what number of molecules of vitamin C does it contain?
- The molecular formula of acetylsalicylic acid (aspirin), one of the most commonly used pain relievers, is  $\text{C}_9\text{H}_8\text{O}_4$ .
  - Calculate the molar mass of aspirin.
  - A typical aspirin tablet contains 500. mg  $\text{C}_9\text{H}_8\text{O}_4$ . What amount (moles) of  $\text{C}_9\text{H}_8\text{O}_4$  molecules and what number of molecules of acetylsalicylic acid are in a 500.-mg tablet?
- Aspartame is an artificial sweetener that is 160 times sweeter than sucrose (table sugar) when dissolved in water. It is marketed as Nutra-Sweet. The molecular formula of aspartame is  $\text{C}_{14}\text{H}_{18}\text{N}_2\text{O}_5$ .
  - Calculate the molar mass of aspartame.
  - What amount (moles) of molecules are present in 10.0 g aspartame?
  - Calculate the mass in grams of 1.56 mol aspartame.
  - What number of molecules are in 5.0 mg aspartame?
  - What number of atoms of nitrogen are in 1.2 g aspartame?
  - What is the mass in grams of  $1.0 \times 10^9$  molecules of aspartame?
  - What is the mass in grams of one molecule of aspartame?
- Anabolic steroids are performance enhancement drugs whose use has been banned from most major sporting activities. One anabolic steroid is fluoxymesterone ( $\text{C}_{20}\text{H}_{29}\text{FO}_3$ ). Calculate the percent composition by mass of fluoxymesterone.
- Vitamin  $\text{B}_{12}$ , cyanocobalamin, is essential for human nutrition. It is concentrated in animal tissue but not in higher plants. Although nutritional requirements for the vitamin are quite low, people who abstain completely from animal products may develop a deficiency anemia. Cyanocobalamin is the form used in vitamin supplements. It contains 4.34% cobalt by mass. Calculate the molar mass of cyanocobalamin, assuming that there is one atom of cobalt in every molecule of cyanocobalamin.
- The compound adrenaline contains 56.79% C, 6.56% H, 28.37% O, and 8.28% N by mass. What is the empirical formula for adrenaline?
- Adipic acid is an organic compound composed of 49.31% C, 43.79% O, and the rest hydrogen. If the molar mass of adipic acid is 146.1 g/mol, what are the empirical and molecular formulas for adipic acid?

Questions are homework problems directed at concepts within the chapter, and in general don't require calculation.

## 532 Chapter Eleven Properties of Solutions

- Detergent molecules can stabilize the emulsion of oil in water as well as remove dirt from soiled clothes. A typical detergent is sodium dodecylsulfate, or SDS, and it has a formula of  $\text{CH}_3(\text{CH}_2)_{10}\text{CH}_2\text{SO}_3^- \text{Na}^+$ . In aqueous solution, SDS suspends oil or dirt by forming small aggregates of detergent anions called *micelles*. Propose a structure for micelles.
- For an acid or a base, when is the normality of a solution equal to the molarity of the solution and when are the two concentration units different?
- In order for sodium chloride to dissolve in water, a small amount of energy must be added during solution formation. This is not energetically favorable. Why is NaCl so soluble in water?
- Which of the following statements is(are) true? Correct the false statements.
  - The vapor pressure of a solution is directly related to the mole fraction of solute.
  - When a solute is added to water, the water in solution has a lower vapor pressure than that of pure ice at  $0^\circ\text{C}$ .
  - Colligative properties depend only on the identity of the solute and not on the number of solute particles present.
  - When sugar is added to water, the boiling point of the solution increases above  $100^\circ\text{C}$  because sugar has a higher boiling point than water.
- The following statement true or false? Explain your answer. When determining the molar mass of a solute using boiling-point or freezing-point data, camphor would be the best solvent choice of all of the solvents listed in Table 11.5.
- Explain the terms *isotonic solution*, *crenation*, and *hemolysis*.
- What is ion pairing?

## ► Exercises

In this section similar exercises are paired.

### Solution Composition

- A solution of phosphoric acid was made by dissolving 10.0 g  $\text{H}_3\text{PO}_4$  in 100.0 mL water. The resulting volume was 104 mL. Calculate the density, mole fraction, molarity, and molality of the solution. Assume water has a density of  $1.00 \text{ g/cm}^3$ .
- An aqueous antifreeze solution is 40.0% ethylene glycol ( $\text{C}_2\text{H}_4\text{O}_2$ ) by mass. The density of the solution is  $1.05 \text{ g/cm}^3$ . Calculate the molality, molarity, and mole fraction of the ethylene glycol.
- Common commercial acids and bases are aqueous solutions with the following properties:

	Density ( $\text{g/cm}^3$ )	Mass Percent of Solute
Hydrochloric acid	1.19	38
Nitric acid	1.42	70.
Sulfuric acid	1.84	95
Acetic acid	1.05	99
Ammonia	0.90	28

Calculate the molarity, molality, and mole fraction of each of the preceding reagents.

- In lab you need to prepare at least 100 mL of each of the following solutions. Explain how you would proceed using the given information.
  - 2.0 M KCl in water (density of  $\text{H}_2\text{O} = 1.00 \text{ g/cm}^3$ )
  - 15% NaOH by mass in water ( $d = 1.00 \text{ g/cm}^3$ )
  - 25% NaOH by mass in  $\text{CH}_3\text{OH}$  ( $d = 0.79 \text{ g/cm}^3$ )
  - 0.10 mole fraction of  $\text{C}_6\text{H}_{14}\text{O}_6$  in water ( $d = 1.00 \text{ g/cm}^3$ )
- A solution is prepared by mixing 25 mL pentane ( $\text{C}_5\text{H}_{12}$ ,  $d = 0.63 \text{ g/cm}^3$ ) with 45 mL hexane ( $\text{C}_6\text{H}_{14}$ ,  $d = 0.66 \text{ g/cm}^3$ ). Assuming that the volumes add on mixing, calculate the mass percent, mole fraction, molality, and molarity of the pentane.
- A solution is prepared by mixing 50.0 mL toluene ( $\text{C}_7\text{H}_8$ ,  $d = 0.867 \text{ g/cm}^3$ ) with 125 mL benzene ( $\text{C}_6\text{H}_6$ ,  $d = 0.874 \text{ g/cm}^3$ ). Assuming that the volumes add on mixing, calculate the mass percent, mole fraction, molality, and molarity of the toluene.
- A bottle of wine contains 12.5% ethanol by volume. The density of ethanol ( $\text{C}_2\text{H}_5\text{OH}$ ) is  $0.789 \text{ g/cm}^3$ . Calculate the concentration of ethanol in wine in terms of mass percent and molality.
- Calculate the molarity and mole fraction of acetone in a 1.00 M solution of acetone ( $\text{CH}_3\text{COCH}_3$ ) in ethanol ( $\text{C}_2\text{H}_5\text{OH}$ ). (Density of acetone =  $0.788 \text{ g/cm}^3$ ; density of ethanol =  $0.789 \text{ g/cm}^3$ ). Assume that the volumes of acetone and ethanol add.
- A 1.37 M solution of citric acid ( $\text{H}_3\text{C}_6\text{H}_5\text{O}_7$ ) in water has a density of  $1.10 \text{ g/cm}^3$ . Calculate the mass percent, molality, mole fraction, and normality of the citric acid. Citric acid has three acidic protons.
- Calculate the normality of each of the following solutions.
  - 0.250 M HCl
  - 0.105 M  $\text{H}_2\text{SO}_4$
  - $5.3 \times 10^{-2} \text{ M H}_3\text{PO}_4$
  - 0.134 M NaOH
  - 0.00521 M  $\text{Ca}(\text{OH})_2$

What is the equivalent mass for each of the acids or bases listed above?

### Energetics of Solutions and Solubility

- The lattice energy\* of NaI is  $-686 \text{ kJ/mol}$ , and the enthalpy of hydration is  $-694 \text{ kJ/mol}$ . Calculate the enthalpy of solution per mole of solid NaI. Describe the process to which this enthalpy change applies.
- Use the following data to calculate the enthalpy of hydration for calcium chloride and calcium iodide.

	Lattice Energy	$\Delta H_{\text{soln}}$
$\text{CaCl}_2(\text{s})$	$-2247 \text{ kJ/mol}$	$-46 \text{ kJ/mol}$
$\text{CaI}_2(\text{s})$	$-2059 \text{ kJ/mol}$	$-104 \text{ kJ/mol}$

- Based on your answers to part a, which ion,  $\text{Cl}^-$  or  $\text{I}^-$ , is more strongly attracted to water?

\*Lattice energy was defined in Chapter 8 as the energy change for the process  $\text{M}^+(\text{g}) + \text{X}^-(\text{g}) \rightarrow \text{MX}(\text{s})$ .

New *Connecting to Biochemistry* problems include applications to life sciences.

# Wealth of End-of-Chapter Problems

The text offers an unparalleled variety of end-of-chapter content with problems that increase in rigor and integrate multiple concepts.

## ► Challenge Problems

137. A chemist weighed out 5.14 g of a mixture containing unknown amounts of BaO(s) and CaO(s) and placed the sample in a 1.50-L flask containing CO<sub>2</sub>(g) at 30.0°C and 750. torr. After the reaction to form BaCO<sub>3</sub>(s) and CaCO<sub>3</sub>(s) was completed, the pressure of CO<sub>2</sub>(g) remaining was 230. torr. Calculate the mass percentages of CaO(s) and BaO(s) in the mixture.
138. A mixture of chromium and zinc weighing 0.362 g was reacted with an excess of hydrochloric acid. After all the metals in the mixture reacted, 225 mL dry hydrogen gas was collected at 27°C and 750. torr. Determine the mass percent of Zn in the metal sample. [Zinc reacts with hydrochloric acid to produce zinc chloride and hydrogen gas; chromium reacts with hydrochloric acid to produce chromium(III) chloride and hydrogen gas.]
139. Consider a sample of a hydrocarbon (a compound consisting of only carbon and hydrogen) at 0.959 atm and 298 K. Upon combusting the entire sample in oxygen, you collect a mixture of gaseous carbon dioxide and water vapor at 1.51 atm and 375 K. This mixture has a density of 1.391 g/L and occupies a volume four times as large as that of the pure hydrocarbon. Determine the molecular formula of the hydrocarbon.
140. You have an equimolar mixture of the gases SO<sub>2</sub> and O<sub>2</sub>, along with some He, in a container fitted with a piston. The density of this mixture at STP is 1.924 g/L. Assume ideal behavior and constant temperature and pressure.
- What is the mole fraction of He in the original mixture?
  - The SO<sub>2</sub> and O<sub>2</sub> react to completion to form SO<sub>3</sub>. What is the density of the gas mixture after the reaction is complete?
141. Methane (CH<sub>4</sub>) gas flows into a combustion chamber at a rate of 200. L/min at 1.50 atm and ambient temperature. Air is added to the chamber at 1.00 atm and the same temperature, and the gases are ignited.
- To ensure complete combustion of CH<sub>4</sub> to CO<sub>2</sub>(g) and H<sub>2</sub>O(g), three times as much oxygen as is necessary is reacted. Assuming air is 21 mole percent O<sub>2</sub> and 79 mole percent N<sub>2</sub>,

Challenge Problems take students one step further and challenge them more rigorously than the Additional Exercises.

## ► Integrative Problems

These problems require the integration of multiple concepts to find the solutions.

149. In the presence of nitric acid, UO<sub>2</sub><sup>2+</sup> undergoes a redox process. It is converted to UO<sub>2</sub><sup>2+</sup> and nitric oxide (NO) gas is produced according to the following unbalanced equation:
- $$\text{H}^+(\text{aq}) + \text{NO}_3^-(\text{aq}) + \text{UO}_2^{2+}(\text{aq}) \longrightarrow \text{NO}(\text{g}) + \text{UO}_2^{2+}(\text{aq}) + \text{H}_2\text{O}(\text{l})$$
- If 2.55 × 10<sup>2</sup> mL NO(g) is isolated at 29°C and 1.5 atm, what amount (moles) of UO<sub>2</sub><sup>2+</sup> was used in the reaction? (*Hint*: Balance the reaction by the oxidation states method.)
150. Silane, SiH<sub>4</sub>, is the silicon analogue of methane, CH<sub>4</sub>. It is prepared industrially according to the following equations:
- $$\text{Si}(\text{s}) + 3\text{HCl}(\text{g}) \longrightarrow \text{HSiCl}_3(\text{l}) + \text{H}_2(\text{g})$$
- $$4\text{HSiCl}_3(\text{l}) \longrightarrow \text{SiH}_4(\text{g}) + 3\text{SiCl}_4(\text{l})$$
- If 156 mL HSiCl<sub>3</sub> (*d* = 1.34 g/mL) is isolated when 15.0 L HCl at 10.0 atm and 35°C is used, what is the percent yield of HSiCl<sub>3</sub>?
  - When 156 mL HSiCl<sub>3</sub> is heated, what volume of SiH<sub>4</sub> at 10.0 atm and 35°C will be obtained if the percent yield of the reaction is 93.1%?
151. Solid thorium(IV) fluoride has a boiling point of 1680°C. What is the density of a sample of gaseous thorium(IV) fluoride at its boiling point under a pressure of 2.5 atm in a 1.7-L container? Which gas will effuse faster at 1680°C, thorium(IV) fluoride or uranium(III) fluoride? How much faster?

152. Natural gas is a mixture of hydrocarbons, primarily methane (CH<sub>4</sub>) and ethane (C<sub>2</sub>H<sub>6</sub>). A typical mixture might have  $\chi_{\text{methane}} = 0.915$  and  $\chi_{\text{ethane}} = 0.085$ . What are the partial pressures of the two gases in a 15.00-L container of natural gas at 20.°C and 1.44 atm? Assuming complete combustion of both gases in the natural gas sample, what is the total mass of water formed?

## 234 Chapter Five Gases

### ► Marathon Problem\*

This problem is designed to incorporate several concepts and techniques into one situation.

153. Use the following information to identify element A and compound B, then answer questions a and b.
- An empty glass container has a mass of 658.572 g. It has a mass of 659.452 g after it has been filled with nitrogen gas at a pressure of 790. torr and a temperature of 15°C. When the container is evacuated and refilled with a certain element (A) at a pressure of 745 torr and a temperature of 26°C, it has a mass of 660.59 g.
- Compound B, a gaseous organic compound that consists of 85.6% carbon and 14.4% hydrogen by mass, is placed in a stainless steel vessel (10.68 L) with excess oxygen gas. The vessel is

placed in a constant-temperature bath at 22°C. The pressure in the vessel is 11.98 atm. In the bottom of the vessel is a container that is packed with Ascarite and a desiccant. Ascarite is asbestos impregnated with sodium hydroxide; it quantitatively absorbs carbon dioxide:

\*Used with permission from the *Journal of Chemical Education*, Vol. 68, No. 11, 1991, pp. 919–922; copyright © 1991, Division of Chemical Education, Inc.

Marathon Problems also combine concepts from multiple chapters; they are the most challenging problems in the end-of-chapter material.

The end-of-chapter content helps students identify and review the central concepts. There is an impressive range of problems that are well graded by difficulty.

—Alan M. Stolzenberg, *West Virginia University*



## About the Authors




**Steven S. Zumdahl** earned a B.S. in Chemistry from Wheaton College (IL) and a Ph.D. from the University of Illinois, Urbana-Champaign. He has been a faculty member at the University of Colorado—Boulder, Parkland College (IL), and the University of Illinois at Urbana-Champaign (UIUC), where he is Professor Emeritus. He has received numerous awards including the National Catalyst Award for Excellence in Chemical Education, the University of Illinois Teaching Award, the UIUC Liberal Arts and Sciences Award for Excellence in Teaching, UIUC Liberal Arts and Sciences Advising Award, and the School of Chemical Sciences Teaching award (five times). He is the author of several chemistry textbooks. In his leisure time he enjoys traveling and collecting classic cars.

**Susan A. Zumdahl** earned a B.S. and M.A. in Chemistry at California State University—Fullerton. She has taught science and mathematics at all levels including middle school, high school, community college, and university. At the University of Illinois at Urbana-Champaign, she developed a program for increasing the retention of minorities and women in science and engineering. This program focused on using active learning and peer teaching to encourage students to excel in the sciences. She has coordinated and led workshops and programs for science teachers from elementary through college levels. These programs encourage and support active learning and creative techniques for teaching science. For several years she was director of an Institute for Chemical Education (ICE) field center in Southern California and she has authored several chemistry textbooks. Susan spearheaded the development of a sophisticated web-based electronic homework system for teaching chemistry. She enjoys traveling, classic cars, and gardening in her spare time—when she is not playing with her grandchildren.



# Chemical Foundations

- 1.1** ▶ Chemistry: An Overview  
Science: A Process for Understanding Nature and Its Changes
- 1.2** ▶ The Scientific Method  
Scientific Models
- 1.3** ▶ Units of Measurement
- 1.4** ▶ Uncertainty in Measurement  
Precision and Accuracy
- 1.5** ▶ Significant Figures and Calculations
- 1.6** ▶ Dimensional Analysis
- 1.7** ▶ Temperature
- 1.8** ▶ Density
- 1.9** ▶ Classification of Matter



A high-performance race car uses chemistry for its structure, tires, and fuel.

# Learn Your Way

Whether you're using **OWL** or **WebAssign**, you've got online tools designed to meet your learning style (see your professor to find out if either program is available with your textbook). To learn more go to [www.cengage.com/owl](http://www.cengage.com/owl) or [www.webassign.net/brookscole](http://www.webassign.net/brookscole).

- ▶ Improve your problem solving skills with **online homework**
- ▶ Get help where you need it with **tutorials**
- ▶ Read the book online with an interactive **e-Book**, which includes note taking and highlighting features
- ▶ See chemical interactions and demonstrations with **Visualizations** and **Simulations**
- ▶ Watch **Go Chemistry** mini video lectures playable on iPods, iPhones, and MP3 players
- ▶ Reinforce concepts from class with a video lesson from **Thinkwell**

**W**hen you start your car, do you think about chemistry? Probably not, but you should. The power to start your car is furnished by a lead storage battery. How does this battery work, and what does it contain? When a battery goes dead, what does that mean? If you use a friend's car to "jump start" your car, did you know that your battery could explode? How can you avoid such an unpleasant possibility? What is in the gasoline that you put in your tank, and how does it furnish the energy to drive to school? What is the vapor that comes out of the exhaust pipe, and why does it cause air pollution? Your car's air conditioner might have a substance in it that is leading to the destruction of the ozone layer in the upper atmosphere. What are we doing about that? And why is the ozone layer important anyway?

All these questions can be answered by understanding some chemistry. In fact, we'll consider the answers to all these questions in this text.

Chemistry is around you all the time. You are able to read and understand this sentence because chemical reactions are occurring in your brain. The food you ate for breakfast or lunch is now furnishing energy through chemical reactions. Trees and grass grow because of chemical changes.

Chemistry also crops up in some unexpected places. When archaeologist Luis Alvarez was studying in college, he probably didn't realize that the chemical elements iridium and niobium would make him very famous when they helped him solve the problem of the disappearing dinosaurs. For decades scientists had wrestled with the mystery of why the dinosaurs, after ruling the earth for millions of years, suddenly became extinct 65 million years ago. In studying core samples of rocks dating back to that period, Alvarez and his coworkers recognized unusual levels of iridium and niobium in these samples—levels much more characteristic of extraterrestrial bodies than of the earth. Based on these observations, Alvarez hypothesized that a large meteor hit the earth 65 million years ago, changing atmospheric conditions so much that the dinosaurs' food couldn't grow, and they died—almost instantly in the geologic timeframe.

Chemistry is also important to historians. Did you realize that lead poisoning probably was a significant contributing factor to the decline of the Roman Empire? The Romans had high exposure to lead from lead-glazed pottery, lead water pipes, and a sweetening syrup called *sapa* that was prepared by boiling down grape juice in lead-lined vessels. It turns out that one reason for *sapa*'s sweetness was lead acetate ("sugar of lead") that formed as the juice was cooked down. Lead poisoning with its symptoms of lethargy and mental malfunctions certainly could have contributed to the demise of the Roman society.

Chemistry is also apparently very important in determining a person's behavior. Various studies have shown that many personality disorders can be linked directly to imbalances of trace elements in the body. For example, studies on the inmates at Stateville Prison in Illinois have linked low cobalt levels with violent behavior. Lithium salts have been shown to be very effective in controlling the effects of manic depressive disease, and you've


probably at some time in your life felt a special “chemistry” for another person. Studies suggest there is literally chemistry going on between two people who are attracted to each other. “Falling in love” apparently causes changes in the chemistry of the brain; chemicals are produced that give that “high” associated with a new relationship. Unfortunately, these chemical effects seem to wear off over time, even if the relationship persists and grows.

The importance of chemistry in the interactions of people should not really surprise us, since we know that insects communicate by emitting and receiving chemical signals via molecules called *pheromones*. For example, ants have a very complicated set of chemical signals to signify food sources, danger, and so forth. Also, various female sex attractants have been isolated and used to lure males into traps to control insect populations. It would not be surprising if humans also emitted chemical signals that we were not aware of on a conscious level. Thus chemistry is pretty interesting and pretty important. The main goal of this text is to help you understand the concepts of chemistry so that you can better appreciate the world around you and can be more effective in whatever career you choose.

## 1.1 ► Chemistry: An Overview

Since the time of the ancient Greeks, people have wondered about the answer to the question: What is matter made of? For a long time humans have believed that matter is composed of atoms, and in the previous three centuries we have collected much indirect evidence to support this belief. Very recently, something exciting has happened—for the first time we can “see” individual atoms. Of course, we cannot see atoms with the naked eye but must use a special microscope called a *scanning tunneling microscope (STM)*. Although we will not consider the details of its operation here, the STM uses an electron current from a tiny needle to probe the surface of a substance. The STM pictures of several substances are shown in Fig. 1.1. Notice how the atoms are connected to one another by “bridges,” which, as we will see, represent the electrons that interconnect atoms.


So, at this point, we are fairly sure that matter consists of individual atoms. The nature of these atoms is quite complex, and the components of atoms don’t behave much like the objects we see in the world of our experience. We call this world the *macroscopic world*—the world of cars, tables, baseballs, rocks, oceans, and so forth. One of the main jobs of a scientist is to delve into the macroscopic world and discover its “parts.” For



**Figure 1.1**

(a) The surface of a single grain of table salt. (b) An oxygen atom (indicated by arrow) on a gallium arsenide surface. (c) Scanning tunneling microscope image showing rows of ring-shaped clusters of benzene molecules on a rhodium surface. Each cluster represents a benzene molecule.

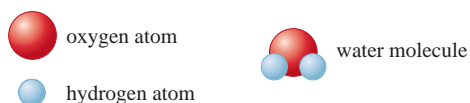


**Figure 1.2**

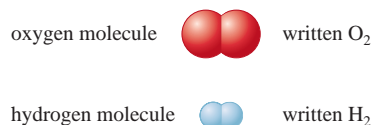
Sand on a beach looks uniform from a distance, but up close the irregular sand grains are visible, and each grain is composed of tiny atoms.

example, when you view a beach from a distance, it looks like a continuous solid substance. As you get closer, you see that the beach is really made up of individual grains of sand. As we examine these grains of sand, we find they are composed of silicon and oxygen atoms connected to each other to form intricate shapes (see Fig. 1.2). One of the main challenges of chemistry is to understand the connection between the macroscopic world that we experience and the *microscopic world* of atoms and molecules. To truly understand chemistry, you must learn to think on the atomic level. We will spend much time in this text helping you learn to do that.

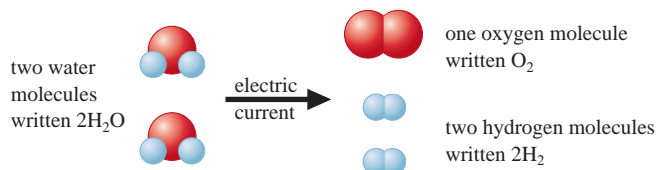
One of the amazing things about our universe is that the tremendous variety of substances we find there results from only about 100 different kinds of atoms. You can think of these approximately 100 atoms as the letters in an alphabet out of which all the “words” in the universe are made. It is the way the atoms are organized in a given substance that determines the properties of that substance. For example, water, one of the most common and important substances on earth, is composed of two types of atoms: hydrogen and oxygen. There are two hydrogen atoms and one oxygen atom bound together to form the water molecule:



When an electric current passes through it, water is decomposed to hydrogen and oxygen. These *chemical elements* themselves exist naturally as diatomic (two-atom) molecules:

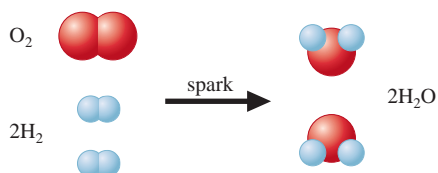


We can represent the decomposition of water to its component elements, hydrogen and oxygen, as follows:



Notice that it takes two molecules of water to furnish the right number of oxygen and hydrogen atoms to allow for the formation of the two-atom molecules. This reaction explains

why the battery in your car can explode if you jump start it improperly. When you hook up the jumper cables, current flows through the dead battery, which contains water (and other things), and causes hydrogen and oxygen to form by decomposition of some of the water. A spark can cause this accumulated hydrogen and oxygen to explode, forming water again.



This example illustrates two of the fundamental concepts of chemistry: (1) matter is composed of various types of atoms, and (2) one substance changes to another by reorganizing the way the atoms are attached to each other.

These are core ideas of chemistry, and we will have much more to say about them.

## Science: A Process for Understanding Nature and Its Changes

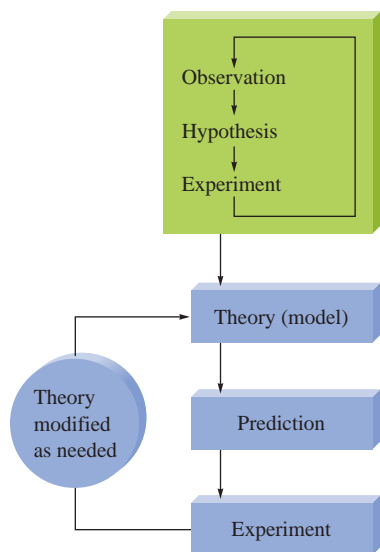
How do you tackle the problems that confront you in real life? Think about your trip to school. If you live in a city, traffic is undoubtedly a problem you confront daily. How do you decide the best way to drive to school? If you are new in town, you first get a map and look at the possible ways to make the trip. Then you might collect information from people who know the area about the advantages and disadvantages of various routes. Based on this information, you probably try to predict the best route. However, you can find the best route only by trying several of them and comparing the results. After a few experiments with the various possibilities, you probably will be able to select the best way. What you are doing in solving this everyday problem is applying the same process that scientists use to study nature. The first thing you did was collect relevant data. Then you made a prediction, and then you tested it by trying it out. This process contains the fundamental elements of science.

1. Making observations (collecting data)
2. Suggesting a possible explanation (formulating a hypothesis)
3. Doing experiments to test the possible explanation (testing the hypothesis)

Scientists call this process the *scientific method*. We will discuss it in more detail in the next section. One of life's most important activities is solving problems—not “plug and chug” exercises, but real problems—problems that have new facets to them, that involve things you may have never confronted before. The more creative you are at solving these problems, the more effective you will be in your career and your personal life. Part of the reason for learning chemistry, therefore, is to become a better problem solver. Chemists are usually excellent problem solvers, because to master chemistry, you have to master the scientific approach. Chemical problems are frequently very complicated—there is usually no neat and tidy solution. Often it is difficult to know where to begin.

## 1.2 ► The Scientific Method

Science is a framework for gaining and organizing knowledge. Science is not simply a set of facts but also a plan of action—a *procedure* for processing and understanding certain types of information. Scientific thinking is useful in all aspects of life, but in this text we will use it to understand how the chemical world operates. As we have said in our previous discussion, the process that lies at the center of scientific inquiry is called the **scientific method**. There are actually many scientific methods, depending on the nature of the specific



**Figure 1.3**  
The fundamental steps of the scientific method.

problem under study and on the particular investigator involved. However, it is useful to consider the following general framework for a generic scientific method (see Fig. 1.3):

### Steps in the Scientific Method

- 1. Making observations.** Observations may be *qualitative* (the sky is blue; water is a liquid) or *quantitative* (water boils at 100°C; a certain chemistry book weighs 2 kilograms). A qualitative observation does not involve a number. A quantitative observation (called a **measurement**) involves both a number and a unit.
- 2. Formulating hypotheses.** A **hypothesis** is a *possible* explanation for an observation.
- 3. Performing experiments.** An experiment is carried out to test a hypothesis. This involves gathering new information that enables a scientist to decide whether the hypothesis is valid—that is, whether it is supported by the new information learned from the experiment. Experiments always produce new observations, and this brings the process back to the beginning again.

To understand a given phenomenon, these steps are repeated many times, gradually accumulating the knowledge necessary to provide a possible explanation of the phenomenon.

## Scientific Models

Once a set of hypotheses that agrees with the various observations is obtained, the hypotheses are assembled into a theory. A **theory**, which is often called a **model**, is a set of tested hypotheses that gives an overall explanation of some natural phenomenon.

It is very important to distinguish between observations and theories. An observation is something that is witnessed and can be recorded. A theory is an *interpretation*—a possible explanation of *why* nature behaves in a particular way. Theories inevitably change as more information becomes available. For example, the motions of the sun and stars have remained virtually the same over the thousands of years during which humans have been observing them, but our explanations—our theories—for these motions have changed greatly since ancient times.

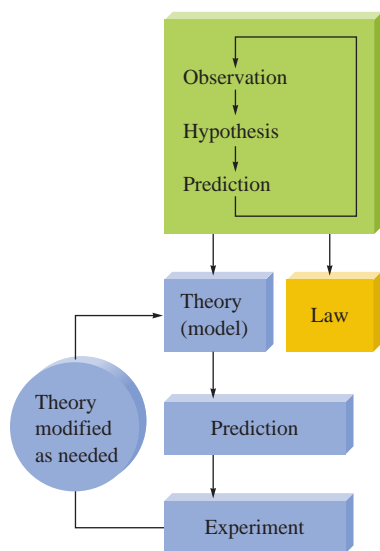
The point is that scientists do not stop asking questions just because a given theory seems to account satisfactorily for some aspect of natural behavior. They continue doing experiments to refine or replace the existing theories. This is generally done by using the currently accepted theory to make a prediction and then performing an experiment (making a new observation) to see whether the results bear out this prediction.

Always remember that theories (models) are human inventions. They represent attempts to explain observed natural behavior in terms of human experiences. A theory is actually an educated guess. We must continue to do experiments and to refine our theories (making them consistent with new knowledge) if we hope to approach a more nearly complete understanding of nature.


As scientists observe nature, they often see that the same observation applies to many different systems. For example, studies of innumerable chemical changes have shown that the total observed mass of the materials involved is the same before and after the change. Such generally observed behavior is formulated into a statement called a **natural law**. For example, the observation that the total mass of materials is not affected by a chemical change in those materials is called the **law of conservation of mass**.

Note the difference between a natural law and a theory. A natural law is a summary of observed (measurable) behavior, whereas a theory is an explanation of behavior. A law summarizes what happens; a theory (model) is an attempt to explain why it happens.

In this section we have described the scientific method as it might ideally be applied (see Fig. 1.4). However, it is important to remember that science does not always progress



**Figure 1.4**  
The various parts of the scientific method.



## chemical connections

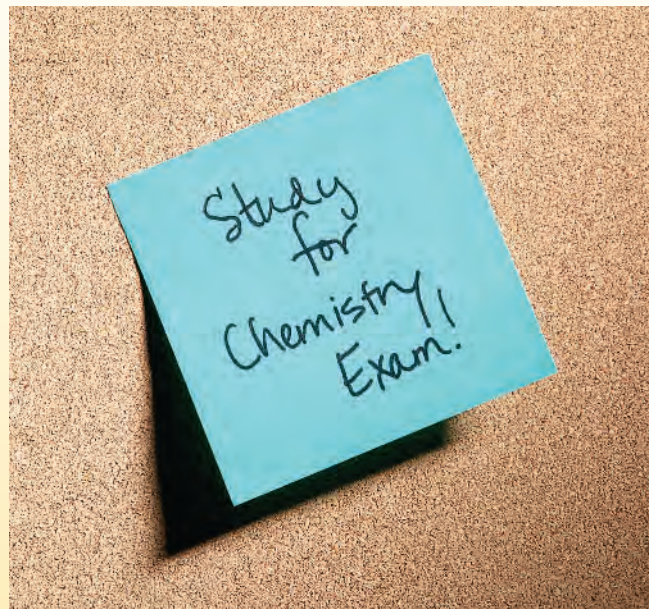
### A Note-able Achievement

Post-it Notes, a product of the 3M Corporation, revolutionized casual written communications and personal reminders. Introduced in the United States in 1980, these sticky-but-not-too-sticky notes have now found countless uses in offices, cars, and homes throughout the world.

The invention of sticky notes occurred over a period of about 10 years and involved a great deal of serendipity. The adhesive for Post-it Notes was discovered by Dr. Spencer F. Silver of 3M in 1968. Silver found that when an acrylate polymer material was made in a particular way, it formed cross-linked microspheres. When suspended in a solvent and sprayed on a sheet of paper, this substance formed a “sparse monolayer” of adhesive after the solvent evaporated. Scanning electron microscope images of the adhesive show that it has an irregular surface, a little like the surface of a gravel road. In contrast, the adhesive on cellophane tape looks smooth and uniform, like a superhighway. The bumpy surface of Silver’s adhesive caused it to be sticky but not so sticky to produce permanent adhesion, because the number of contact points between the binding surfaces was limited.

When he invented this adhesive, Silver had no specific ideas for its use, so he spread the word of his discovery to his fellow employees at 3M to see if anyone had an application for it. In addition, over the next several years development was carried out to improve the adhesive’s properties. It was not until 1974 that the idea for Post-it Notes popped up. One Sunday Art Fry, a chemical engineer for 3M, was singing in his church choir when he became annoyed that the bookmark in his hymnal kept falling out. He thought to himself that it would be nice if the bookmark were sticky enough to stay in place but not so sticky that it couldn’t be moved. Luckily, he remembered Silver’s glue—and the Post-it Note was born.

For the next three years Fry worked to overcome the manufacturing obstacles associated with the product. By 1977 enough Post-it Notes were being produced to supply 3M’s corporate headquarters, where the employees quickly

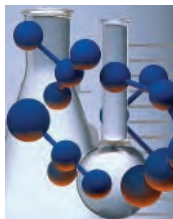


became addicted to their many uses. Post-it Notes are now available in 62 colors and 25 shapes.

In the years since their introduction, 3M has heard some remarkable stories connected to the use of these notes. For example, a Post-it Note was applied to the nose of a corporate jet, where it was intended to be read by the plane’s Las Vegas ground crew. Someone forgot to remove it, however. The note was still on the nose of the plane when it landed in Minneapolis, having survived a take-off and landing and speeds of 500 miles per hour at temperatures as low as  $-56^{\circ}\text{F}$ . Stories on the 3M Web site also describe how a Post-it Note on the front door of a home survived the 140-mile-per-hour winds of Hurricane Hugo and how a foreign official accepted Post-it Notes in lieu of cash when a small bribe was needed to cut through bureaucratic hassles.

Post-it Notes have definitely changed the way we communicate and remember things.

smoothly and efficiently. For one thing, hypotheses and observations are not totally independent of each other, as we have assumed in the description of the idealized scientific method. The coupling of observations and hypotheses occurs because once we begin to proceed down a given theoretical path, our hypotheses are unavoidably couched in the language of that theory. In other words, we tend to see what we expect to see and often fail to notice things that we do not expect. Thus the theory we are testing helps us because



## chemical connections


### Critical Units!

How important are conversions from one unit to another? If you ask the National Aeronautics and Space Administration (NASA), very important! In 1999, NASA lost a \$125 million Mars Climate Orbiter because of a failure to convert from English to metric units.

The problem arose because two teams working on the Mars mission were using different sets of units. NASA's scientists at the Jet Propulsion Laboratory in Pasadena, California, assumed that the thrust data for the rockets on the Orbiter they received from Lockheed Martin Astronautics in Denver, which built the spacecraft, were in metric units. In reality, the units were English. As a result the Orbiter dipped 100 kilometers lower into the Mars atmosphere than planned, and the friction from the atmosphere caused the craft to burn up.

NASA's mistake refueled the controversy over whether Congress should require the United States to switch to the metric system. About 95% of the world now uses the metric system, and the United States is slowly switching from English to metric. For example, the automobile industry has adopted metric fasteners, and we buy our soda in two-liter bottles.

Units can be very important. In fact, they can mean the difference between life and death on some occasions. In 1983, for example, a Canadian jetliner almost ran out of fuel when someone pumped 22,300 pounds of fuel into the aircraft instead of 22,300 kilograms. Remember to watch your units!



Artist's conception of the lost Mars Climate Orbiter.

it focuses our questions. However, at the very same time, this focusing process may limit our ability to see other possible explanations.

It is also important to keep in mind that scientists are human. They have prejudices; they misinterpret data; they become emotionally attached to their theories and thus lose objectivity; and they play politics. Science is affected by profit motives, budgets, fads, wars, and religious beliefs. Galileo, for example, was forced to recant his astronomical observations in the face of strong religious resistance. Lavoisier, the father of modern chemistry, was beheaded because of his political affiliations. Great progress in the chemistry of nitrogen fertilizers resulted from the desire to produce explosives to fight wars. The progress of science is often affected more by the frailties of humans and their institutions than by the limitations of scientific measuring devices. The scientific methods are only as effective as the humans using them. They do not automatically lead to progress.



Robert Boyle (1627–1691) was born in Ireland. He became especially interested in experiments involving air and developed an air pump with which he produced evacuated cylinders. He used these cylinders to show that a feather and a lump of lead fall at the same rate in the absence of air resistance and that sound cannot be produced in a vacuum. His most famous experiments involved careful measurements of the volume of a gas as a function of pressure. In his book *The Skeptical Chymist*, Boyle urged that the ancient view of elements as mystical substances should be abandoned and that an element should instead be defined as anything that cannot be broken down into simpler substances. This conception was an important step in the development of modern chemistry.

## 1.3 ► Units of Measurement

Making observations is fundamental to all science. A quantitative observation, or *measurement*, always consists of two parts: a *number* and a scale (called a *unit*). Both parts must be present for the measurement to be meaningful.

In this textbook we will use measurements of mass, length, time, temperature, electric current, and the amount of a substance, among others. Scientists recognized long ago that standard systems of units had to be adopted if measurements were to be useful. If every scientist had a different set of units, complete chaos would result. Unfortunately, different standards were adopted in different parts of the world. The two major systems are the *English system* used in the United States and the *metric system* used by most of the rest of the industrialized world. This duality causes a good deal of trouble; for example, parts as simple as bolts are not interchangeable between machines built using the two systems. As a result, the United States has begun to adopt the metric system.

Most scientists in all countries have for many years used the metric system. In 1960, an international agreement set up a system of units called the *International System* (*le Système International* in French), or the **SI system**. This system is based on the metric system and units derived from the metric system. The fundamental SI units are listed in Table 1.1. We will discuss how to manipulate these units later in this chapter.

Because the fundamental units are not always convenient (expressing the mass of a pin in kilograms is awkward), prefixes are used to change the size of the unit. These are listed in Table 1.2. Some common objects and their measurements in SI units are listed in Table 1.3.

One physical quantity that is very important in chemistry is *volume*, which is not a fundamental SI unit but is derived from length. A cube that measures 1 meter (m) on each edge is represented in Fig. 1.5. This cube has a volume of  $(1 \text{ m})^3 = 1 \text{ m}^3$ . Recognizing that there are 10 decimeters (dm) in a meter, the volume of this cube is  $(1 \text{ m})^3 = (10 \text{ dm})^3 = 1000 \text{ dm}^3$ . A cubic decimeter, that is  $(1 \text{ dm})^3$ , is commonly called a *liter* (*L*), which is a unit of volume slightly larger than a quart. As shown in Fig. 1.5, 1000 liters are contained in a cube with a volume of 1 cubic meter. Similarly, since 1 decimeter equals 10 centimeters (cm), the liter can be divided into 1000 cubes each with a volume of 1 cubic centimeter:

$$1 \text{ liter} = (1 \text{ dm})^3 = (10 \text{ cm})^3 = 1000 \text{ cm}^3$$

Also, since  $1 \text{ cm}^3 = 1 \text{ milliliter (mL)}$ ,

$$1 \text{ liter} = 1000 \text{ cm}^3 = 1000 \text{ mL}$$

Thus 1 liter contains 1000 cubic centimeters, or 1000 milliliters.

Chemical laboratory work frequently requires measurement of the volumes of liquids. Several devices for the accurate determination of liquid volume are shown in Fig. 1.6.

An important point concerning measurements is the relationship between mass and weight. Although these terms are sometimes used interchangeably, they are *not* the same. **Mass** is a measure of the resistance of an object to a change in its state of motion. Mass is measured by the force necessary to give an object a certain acceleration. On earth we



Soda is commonly sold in 2-liter bottles—an example of the use of SI units in everyday life.

**Table 1.1 ► The Fundamental SI Units**

Physical Quantity	Name of Unit	Abbreviation
Mass	kilogram	kg
Length	meter	m
Time	second	s
Temperature	kelvin	K
Electric current	ampere	A
Amount of substance	mole	mol
Luminous intensity	candela	cd

**Table 1.2** ▶ The Prefixes Used in the SI System (Those most commonly encountered are shown in blue.)

Prefix	Symbol	Meaning	Exponential Notation*
exa	E	1,000,000,000,000,000,000	$10^{18}$
peta	P	1,000,000,000,000,000	$10^{15}$
tera	T	1,000,000,000,000	$10^{12}$
giga	G	1,000,000,000	$10^9$
mega	M	1,000,000	$10^6$
kilo	k	1,000	$10^3$
hecto	h	100	$10^2$
deka	da	10	$10^1$
—	—	1	$10^0$
deci	d	0.1	$10^{-1}$
centi	c	0.01	$10^{-2}$
milli	m	0.001	$10^{-3}$
micro	$\mu$	0.000001	$10^{-6}$
nano	n	0.000000001	$10^{-9}$
pico	p	0.000000000001	$10^{-12}$
femto	f	0.000000000000001	$10^{-15}$
atto	a	0.000000000000000001	$10^{-18}$

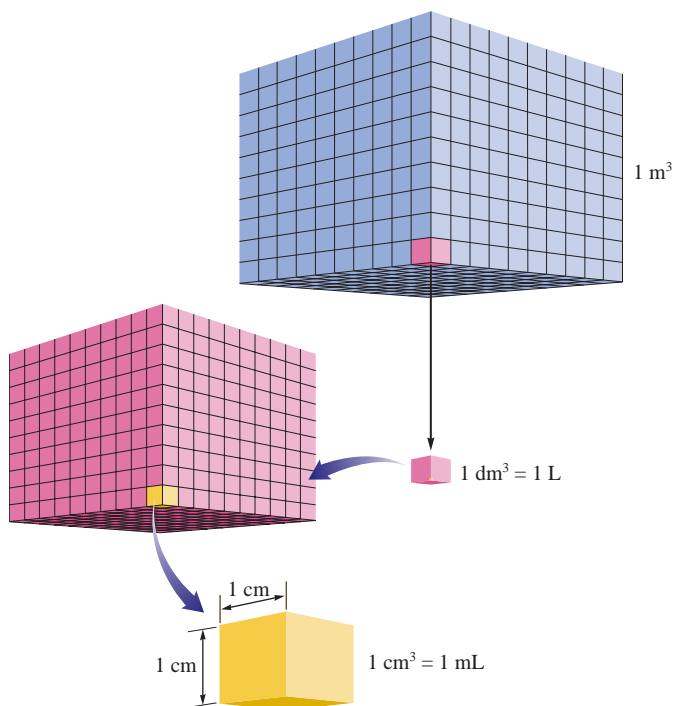
\*See Appendix 1.1 if you need a review of exponential notation.

**Table 1.3** ▶ Some Examples of Commonly Used Units

<b>Length</b>	A dime is 1 mm thick. A quarter is 2.5 cm in diameter. The average height of an adult man is 1.8 m.
<b>Mass</b>	A nickel has a mass of about 5 g. A 120-lb person has a mass of about 55 kg.
<b>Volume</b>	A 12-oz can of soda has a volume of about 360 mL.

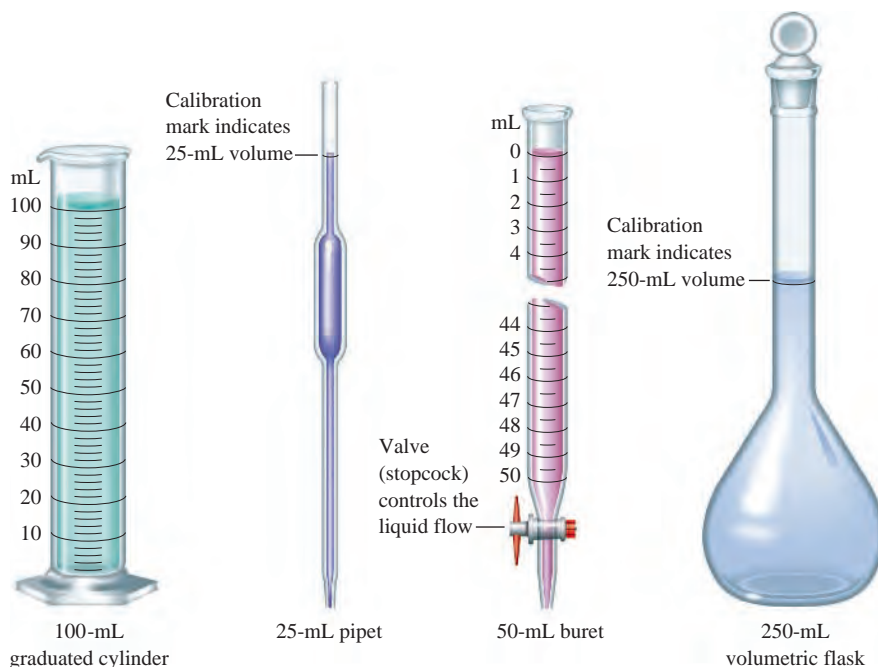
use the force that gravity exerts on an object to measure its mass. We call this force the object's **weight**. Since weight is the response of mass to gravity, it varies with the strength of the gravitational field. Therefore, your body mass is the same on the earth or on the moon, but your weight would be much less on the moon than on earth because of the moon's smaller gravitational field.

Because weighing something on a chemical balance involves comparing the mass of that object to a standard mass, the terms *weight* and *mass* are sometimes used interchangeably, although this is incorrect.



**Figure 1.5**

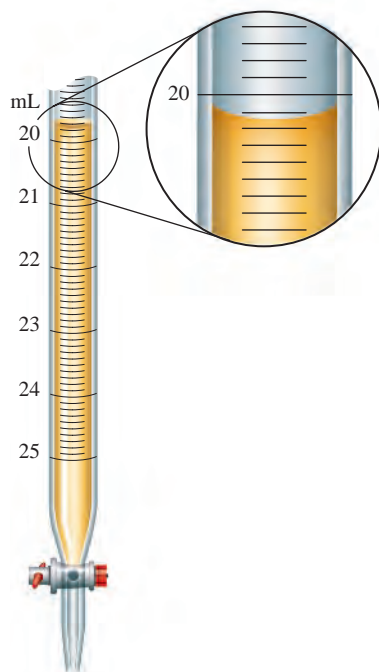
The largest cube has sides 1 m in length and a volume of  $1 \text{ m}^3$ . The middle-sized cube has sides 1 dm in length and a volume of  $1 \text{ dm}^3$ , or 1 L. The smallest cube has sides 1 cm in length and a volume of  $1 \text{ cm}^3$ , or 1 mL.

**Figure 1.6**

Common types of laboratory equipment used to measure liquid volume.

## 1.4 ► Uncertainty in Measurement

The number associated with a measurement is obtained using some measuring device. For example, consider the measurement of the volume of a liquid using a buret (shown in Fig. 1.7 with the scale greatly magnified). Notice that the meniscus of the liquid occurs at about 20.15 milliliters. This means that about 20.15 mL of liquid has been delivered from the buret (if the initial position of the liquid meniscus was 0.00 mL). Note that we must estimate the last number of the volume reading by interpolating between the 0.1-mL marks. Since the last number is estimated, its value may be different if another person makes the same measurement. If five different people read the same volume, the results might be as follows:

**Figure 1.7**

Measurement of volume using a buret. The volume is read at the bottom of the liquid curve (called the meniscus).

Person	Results of Measurement
1	20.15 mL
2	20.14 mL
3	20.16 mL
4	20.17 mL
5	20.16 mL

These results show that the first three numbers (20.1) remain the same regardless of who makes the measurement; these are called *certain* digits. However, the digit to the right of the 1 must be estimated and therefore varies; it is called an *uncertain* digit. We customarily report a measurement by recording all the certain digits plus the *first* uncertain digit. In our example it would not make any sense to try to record the volume of thousandths of a milliliter because the value for hundredths of a milliliter must be estimated when using the buret.

It is very important to realize that a *measurement always has some degree of uncertainty*. The uncertainty of a measurement depends on the precision of the measuring device. For example, using a bathroom scale, you might estimate the mass of a grapefruit to be approximately 1.5 pounds. Weighing the same grapefruit on a highly precise balance might produce a result of 1.476 pounds. In the first case, the uncertainty occurs in



A measurement always has some degree of uncertainty.

the tenths of a pound place; in the second case, the uncertainty occurs in the thousandths of a pound place. Suppose we weigh two similar grapefruits on the two devices and obtain the following results:

	Bathroom Scale	Balance
Grapefruit 1	1.5 lb	1.476 lb
Grapefruit 2	1.5 lb	1.518 lb

Uncertainty in measurement is discussed in more detail in Appendix 1.5.

Do the two grapefruits have the same mass? The answer depends on which set of results you consider. Thus a conclusion based on a series of measurements depends on the certainty of those measurements. For this reason, it is important to indicate the uncertainty in any measurement. This is done by always recording the certain digits and the first uncertain digit (the estimated number). These numbers are called the **significant figures** of a measurement.

The convention of significant figures automatically indicates something about the uncertainty in a measurement. The uncertainty in the last number (the estimated number) is usually assumed to be  $\pm 1$  unless otherwise indicated. For example, the measurement 1.86 kilograms can be taken to mean  $1.86 \pm 0.01$  kilograms.

### EXAMPLE 1.1

## Uncertainty in Measurement

In analyzing a sample of polluted water, a chemist measured out a 25.00-mL water sample with a pipet (see Fig. 1.6). At another point in the analysis, the chemist used a graduated cylinder (see Fig. 1.6) to measure 25 mL of a solution. What is the difference between the measurements 25.00 mL and 25 mL?

### Solution

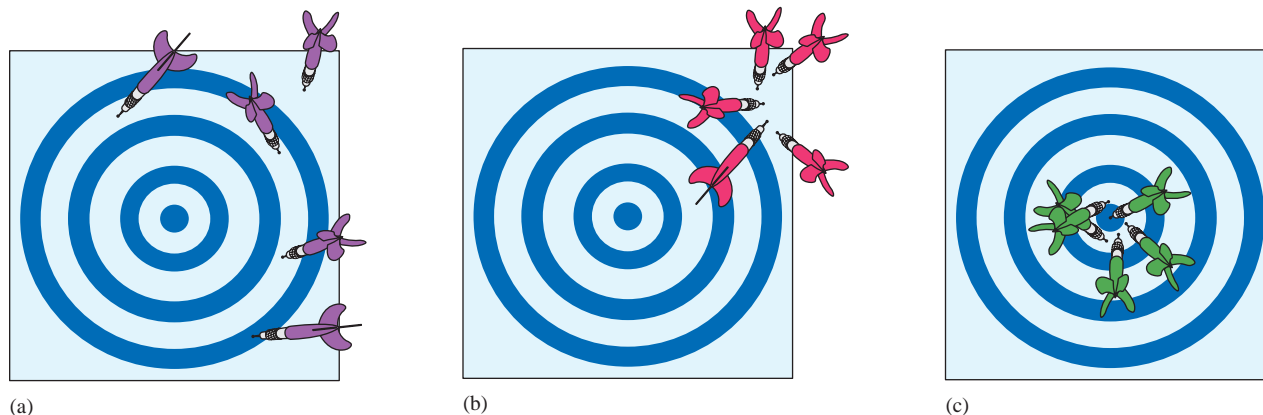
Even though the two volume measurements appear to be equal, they really convey different information. The quantity 25 mL means that the volume is between 24 mL and 26 mL, whereas the quantity 25.00 mL means that the volume is between 24.99 mL and 25.01 mL. The pipet measures volume with much greater precision than does the graduated cylinder.

### SEE QUESTION 1.8

When making a measurement, it is important to record the results to the appropriate number of significant figures. For example, if a certain buret can be read to  $\pm 0.01$  mL, you should record a reading of twenty-five milliliters as 25.00 mL, not 25 mL. This way at some later time when you are using your results to do calculations, the uncertainty in the measurement will be known to you.

## Precision and Accuracy

Two terms often used to describe the reliability of measurements are *precision* and *accuracy*. Although these words are frequently used interchangeably in everyday life, they have different meanings in the scientific context. **Accuracy** refers to the agreement of a particular value with the true value. **Precision** refers to the degree of agreement among several measurements of the same quantity. Precision reflects the *reproducibility* of a given type of measurement. The difference between these terms is illustrated by the results of three different dart throws shown in Fig. 1.8.

**Figure 1.8**

The results of several dart throws show the difference between precise and accurate. (a) Neither accurate nor precise (large random errors). (b) Precise but not accurate (small random errors, large systematic error). (c) Bull's-eye! Both precise and accurate (small random errors, no systematic error).

Two different types of errors are illustrated in Fig. 1.8. A **random error** (also called an *indeterminate error*) means that a measurement has an equal probability of being high or low. This type of error occurs in estimating the value of the last digit of a measurement. The second type of error is called **systematic error** (or *determinate error*). This type of error occurs in the same direction each time; it is either always high or always low. Figure 1.8(a) indicates large random errors (poor technique). Figure 1.8(b) indicates small random errors but a large systematic error, and Figure 1.8(c) indicates small random errors and no systematic error.

In quantitative work, precision is often used as an indication of accuracy; we assume that the *average* of a series of precise measurements (which should “average out” the random errors because of their equal probability of being high or low) is accurate, or close to the “true” value. However, this assumption is valid only if systematic errors are absent. Suppose we weigh a piece of brass five times on a very precise balance and obtain the following results:

Weighing	Result
1	2.486 g
2	2.487 g
3	2.485 g
4	2.484 g
5	2.488 g

Normally, we would assume that the true mass of the piece of brass is very close to 2.486 grams, which is the average of the five results:

$$\frac{2.486 \text{ g} + 2.487 \text{ g} + 2.485 \text{ g} + 2.484 \text{ g} + 2.488 \text{ g}}{5} = 2.486 \text{ g}$$

However, if the balance has a defect causing it to give a result that is consistently 1.000 gram too high (a systematic error of +1.000 gram), then the measured value of 2.486 grams would be seriously in error. The point here is that high precision among several measurements is an indication of accuracy *only* if systematic errors are absent.

**EXAMPLE 1.2****Precision and Accuracy**

To check the accuracy of a graduated cylinder, a student filled the cylinder to the 25-mL mark using water delivered from a buret (see Fig. 1.6) and then read the volume delivered.

Following are the results of five trials:

Trial	Volume Shown by Graduated Cylinder	Volume Shown by the Buret
1	25 mL	26.54 mL
2	25 mL	26.51 mL
3	25 mL	26.60 mL
4	25 mL	26.49 mL
5	25 mL	26.57 mL
Average	25 mL	26.54 mL

Is the graduated cylinder accurate?

### Solution

The results of the trials show very good precision (for a graduated cylinder). The student has good technique. However, note that the average value measured using the buret is significantly different from 25 mL. Thus this graduated cylinder is not very accurate. It produces a systematic error (in this case, the indicated result is low for each measurement).

Precision is an indication of accuracy only if there are no systematic errors.

SEE QUESTION 1.11

## 1.5 ► Significant Figures and Calculations

Calculating the final result for an experiment usually involves adding, subtracting, multiplying, or dividing the results of various types of measurements. Since it is very important that the uncertainty in the final result is known correctly, we have developed rules for counting the significant figures in each number and for determining the correct number of significant figures in the final result.

### Rules for Counting Significant Figures

- 1. Nonzero integers.** Nonzero integers always count as significant figures.
- 2. Zeros.** There are three classes of zeros:
  - a. Leading zeros** are zeros that *precede* all the nonzero digits. These do not count as significant figures. In the number 0.0025, the three zeros simply indicate the position of the decimal point. This number has only two significant figures.
  - b. Captive zeros** are zeros *between* nonzero digits. These always count as significant figures. The number 1.008 has four significant figures.
  - c. Trailing zeros** are zeros at the *right end* of the number. They are significant only if the number contains a decimal point. The number 100 has only one significant figure, whereas the number  $1.00 \times 10^2$  has three significant figures. The number one hundred written as 100. also has three significant figures.
- 3. Exact numbers.** Many times calculations involve numbers that were not obtained using measuring devices but were determined by counting: 10 experiments, 3 apples, 8 molecules. Such numbers are called *exact numbers*. They can be assumed to have an infinite number of significant figures. Other examples of exact numbers are the 2 in  $2\pi r$  (the circumference of a circle) and the 4 and the 3 in  $\frac{4}{3}\pi r^3$  (the volume of a sphere). Exact numbers also can arise from definitions. For example, one inch is defined as *exactly* 2.54 centimeters. Thus, in the statement 1 in = 2.54 cm, neither the 2.54 nor the 1 limits the number of significant figures when used in a calculation.

Leading zeros are never significant figures.

Captive zeros are always significant figures.

Trailing zeros are sometimes significant figures.

Exact numbers never limit the number of significant figures in a calculation.

Exponential notation is reviewed in Appendix 1.1.

Note that the number  $1.00 \times 10^2$  above is written in **exponential notation**. This type of notation has at least two advantages: the number of significant figures can be easily indicated, and fewer zeros are needed to write a very large or very small number. For example, the number 0.000060 is much more conveniently represented as  $6.0 \times 10^{-5}$ . (The number has two significant figures.)

### EXAMPLE 1.3 Significant Figures

Give the number of significant figures for each of the following results.

- A student's extraction procedure on tea yields 0.0105 g of caffeine.
- A chemist records a mass of 0.050080 g in an analysis.
- In an experiment a span of time is determined to be  $8.050 \times 10^{-3}$  s.

#### Solution

- The number contains three significant figures. The zeros to the left of the 1 are leading zeros and are not significant, but the remaining zero (a captive zero) is significant.
- The number contains five significant figures. The leading zeros (to the left of the 5) are not significant. The captive zeros between the 5 and the 8 are significant, and the trailing zero to the right of the 8 is significant because the number contains a decimal point.
- This number has four significant figures. Both zeros are significant.

#### SEE EXERCISES 1.29 THROUGH 1.32

To this point we have learned to count the significant figures in a given number. Next, we must consider how uncertainty accumulates as calculations are carried out. The detailed analysis of the accumulation of uncertainties depends on the type of calculation involved and can be complex. However, in this textbook we will employ the following simple rules that have been developed for determining the appropriate number of significant figures in the result of a calculation.

#### Rules for Significant Figures in Mathematical Operations

- For *multiplication or division*, the number of significant figures in the result is the same as the number in the least precise measurement used in the calculation. For example, consider the calculation

$$\begin{array}{ccc}
 4.56 \times 1.4 = 6.38 & \xrightarrow{\text{Corrected}} & 6.4 \\
 \uparrow & & \uparrow \\
 \text{Limiting term has} & & \text{Two significant} \\
 \text{two significant} & & \text{figures} \\
 \text{figures} & & 
 \end{array}$$

The product should have only two significant figures, since 1.4 has two significant figures.

- For *addition or subtraction*, the result has the same number of decimal places as the least precise measurement used in the calculation. For example, consider the sum

$$\begin{array}{r}
 12.11 \\
 18.0 \quad \leftarrow \text{Limiting term has one decimal place} \\
 \underline{1.013} \\
 31.123 \quad \xrightarrow{\text{Corrected}} \quad 31.1 \\
 \uparrow \\
 \text{One decimal place}
 \end{array}$$

The correct result is 31.1, since 18.0 has only one decimal place.

Note that for multiplication and division, significant figures are counted. For addition and subtraction, the decimal places are counted.

In most calculations you will need to round numbers to obtain the correct number of significant figures. The following rules should be applied when rounding.

### Rules for Rounding

1. In a series of calculations, carry the extra digits through to the final result, *then* round.
2. If the digit to be removed
  - a. is less than 5, the preceding digit stays the same. For example, 1.33 rounds to 1.3.
  - b. is equal to or greater than 5, the preceding digit is increased by 1. For example, 1.36 rounds to 1.4.

Rule 2 is consistent with the operation of electronic calculators.

Although rounding is generally straightforward, one point requires special emphasis. As an illustration, suppose that the number 4.348 needs to be rounded to two significant figures. In doing this, we look *only* at the *first number* to the right of the 3:

4.348  
 ↑  
 Look at this number to  
 round to two significant figures.

Do not round sequentially. The number 6.8347 rounded to three significant figures is 6.83, not 6.84.

The number is rounded to 4.3 because 4 is less than 5. It is incorrect to round sequentially. For example, do *not* round the 4 to 5 to give 4.35 and then round the 3 to 4 to give 4.4.

When rounding, *use only the first number to the right of the last significant figure.*

It is important to note that Rule 1 above usually will not be followed in the Examples in this text because we want to show the correct number of significant figures in *each step* of a problem. This same practice is followed for the detailed solutions given in the *Solutions Guide*. However, when you are doing problems, you should carry extra digits throughout a series of calculations and round to the correct number of significant figures only at the end. This is the practice you should follow. The fact that your rounding procedures are different from those used in this text must be taken into account when you check your answer with the one given at the end of the book or in the *Solutions Guide*. Your answer (based on rounding only at the end of a calculation) may differ in the last place from that given here as the “correct” answer because we have rounded after each step. To help you understand the difference between these rounding procedures, we will consider them further in Example 1.4.

### EXAMPLE 1.4

### Significant Figures in Mathematical Operations

Carry out the following mathematical operations, and give each result with the correct number of significant figures.

- a.  $1.05 \times 10^{-3} \div 6.135$
- b.  $21 - 13.8$
- c. As part of a lab assignment to determine the value of the gas constant ( $R$ ), a student measured the pressure ( $P$ ), volume ( $V$ ), and temperature ( $T$ ) for a sample of gas, where

$$R = \frac{PV}{T}$$

The following values were obtained:  $P = 2.560$ ,  $T = 275.15$ , and  $V = 8.8$ . (Gases will be discussed in detail in Chapter 5; we will not be concerned at this time about the units for these quantities.) Calculate  $R$  to the correct number of significant figures.

**Solution**

- a. The result is  $1.71 \times 10^{-4}$ , which has three significant figures because the term with the least precision ( $1.05 \times 10^{-3}$ ) has three significant figures.
- b. The result is 7 with no decimal point because the number with the least number of decimal places (21) has none.

$$c. \quad R = \frac{PV}{T} = \frac{(2.560)(8.8)}{275.15}$$

The correct procedure for obtaining the final result can be represented as follows:

$$\begin{aligned} \frac{(2.560)(8.8)}{275.15} &= \frac{22.528}{275.15} = 0.0818753 \\ &= 0.082 = 8.2 \times 10^{-2} = R \end{aligned}$$

The final result must be rounded to two significant figures because 8.8 (the least precise measurement) has two significant figures. To show the effects of rounding at intermediate steps, we will carry out the calculation as follows:

$$\frac{(2.560)(8.8)}{275.15} = \frac{22.528}{275.15} = \frac{23}{275.15}$$

Rounded to two significant figures  
↓

Now we proceed with the next calculation:

$$\frac{23}{275.15} = 0.0835908$$

Rounded to two significant figures, this result is

$$0.084 = 8.4 \times 10^{-2}$$

Note that intermediate rounding gives a significantly different result than was obtained by rounding only at the end. Again, we must reemphasize that in *your* calculations you should round *only at the end*. However, because rounding is carried out at intermediate steps in this text (to always show the correct number of significant figures), the final answer given in the text may differ slightly from the one you obtain (rounding only at the end).



This number must be rounded to two significant figures.

**SEE EXERCISES 1.35 THROUGH 1.38**

There is a useful lesson to be learned from part c of Example 1.4. The student measured the pressure and temperature to greater precision than the volume. A more precise value of  $R$  (one with more significant figures) could have been obtained if a more precise measurement of  $V$  had been made. As it is, the efforts expended to measure  $P$  and  $T$  very precisely were wasted. Remember that a series of measurements to obtain some final result should all be done to about the same precision.

**Table 1.4** ▶ English–Metric Equivalents

<b>Length</b>	1 m = 1.094 yd 2.54 cm = 1 in
<b>Mass</b>	1 kg = 2.205 lb 453.6 g = 1 lb
<b>Volume</b>	1 L = 1.06 qt 1 ft <sup>3</sup> = 28.32 L

## 1.6 ▶ Dimensional Analysis

It is often necessary to convert a given result from one system of units to another. The best way to do this is by a method called the **unit factor method** or, more commonly, **dimensional analysis**. To illustrate the use of this method, we will consider several unit conversions. Some equivalents in the English and metric systems are listed in Table 1.4. A more complete list of conversion factors given to more significant figures appears in Appendix 6.

Consider a pin measuring 2.85 centimeters in length. What is its length in inches? To accomplish this conversion, we must use the equivalence statement

$$2.54 \text{ cm} = 1 \text{ in}$$

If we divide both sides of this equation by 2.54 centimeters, we get

$$1 = \frac{1 \text{ in}}{2.54 \text{ cm}}$$

This expression is called a *unit factor*. Since 1 inch and 2.54 centimeters are exactly equivalent, multiplying any expression by this unit factor will not change its *value*.

The pin has a length of 2.85 centimeters. Multiplying this length by the appropriate unit factor gives

$$2.85 \text{ cm} \times \frac{1 \text{ in}}{2.54 \text{ cm}} = \frac{2.85}{2.54} \text{ in} = 1.12 \text{ in}$$

Note that the centimeter units cancel to give inches for the result. This is exactly what we wanted to accomplish. Note also that the result has three significant figures, as required by the number 2.85. Recall that the 1 and 2.54 in the conversion factor are exact numbers by definition.

### EXAMPLE 1.5 Unit Conversions I

A pencil is 7.00 in long. What is its length in centimeters?

#### Solution

In this case we want to convert from inches to centimeters. Therefore, we must use the reciprocal of the unit factor used above to do the opposite conversion:

$$7.00 \text{ in} \times \frac{2.54 \text{ cm}}{1 \text{ in}} = (7.00)(2.54) \text{ cm} = 17.8 \text{ cm}$$

Here the inch units cancel, leaving centimeters, as requested.

#### SEE EXERCISES 1.41 AND 1.42

Note that two unit factors can be derived from each equivalence statement. For example, from the equivalence statement  $2.54 \text{ cm} = 1 \text{ in}$ , the two unit factors are

$$\frac{2.54 \text{ cm}}{1 \text{ in}} \quad \text{and} \quad \frac{1 \text{ in}}{2.54 \text{ cm}}$$

Consider the direction of the required change to select the correct unit factor.

How do you choose which one to use in a given situation? Simply look at the *direction* of the required change. To change from inches to centimeters, the inches must cancel. Thus the factor  $2.54 \text{ cm}/1 \text{ in}$  is used. To change from centimeters to inches, centimeters must cancel, and the factor  $1 \text{ in}/2.54 \text{ cm}$  is appropriate.

### PROBLEM-SOLVING STRATEGY

#### Converting from One Unit to Another

- To convert from one unit to another, use the equivalence statement that relates the two units.
- Derive the appropriate unit factor by looking at the direction of the required change (to cancel the unwanted units).
- Multiply the quantity to be converted by the unit factor to give the quantity with the desired units.

**EXAMPLE 1.6** — **Unit Conversions II**

You want to order a bicycle with a 25.5-in frame, but the sizes in the catalog are given only in centimeters. What size should you order?

**Solution**

You need to go from inches to centimeters, so  $2.54 \text{ cm} = 1 \text{ in}$  is appropriate:

$$25.5 \text{ in} \times \frac{2.54 \text{ cm}}{1 \text{ in}} = 64.8 \text{ cm}$$

**SEE EXERCISES 1.41 AND 1.42**

To ensure that the conversion procedure is clear, a multistep problem is considered in Example 1.7.

**EXAMPLE 1.7** — **Unit Conversions III**

A student has entered a 10.0-km run. How long is the run in miles?

**Solution**

This conversion can be accomplished in several different ways. Since we have the equivalence statement  $1 \text{ m} = 1.094 \text{ yd}$ , we will proceed by a path that uses this fact. Before we start any calculations, let us consider our strategy. We have kilometers, which we want to change to miles. We can do this by the following route:

kilometers  $\longrightarrow$  meters  $\longrightarrow$  yards  $\longrightarrow$  miles

To proceed in this way, we need the following equivalence statements:

$$\begin{aligned} 1 \text{ km} &= 1000 \text{ m} \\ 1 \text{ m} &= 1.094 \text{ yd} \\ 1760 \text{ yd} &= 1 \text{ mi} \end{aligned}$$

To make sure the process is clear, we will proceed step by step:

**Kilometers to Meters**

$$10.0 \text{ km} \times \frac{1000 \text{ m}}{1 \text{ km}} = 1.00 \times 10^4 \text{ m}$$

**Meters to Yards**

$$1.00 \times 10^4 \text{ m} \times \frac{1.094 \text{ yd}}{1 \text{ m}} = 1.094 \times 10^4 \text{ yd}$$

Note that we should have only three significant figures in the result. Since this is an intermediate result, however, we will carry the extra digit. Remember, round off only the final result.

**Yards to Miles**

$$1.094 \times 10^4 \text{ yd} \times \frac{1 \text{ mi}}{1760 \text{ yd}} = 6.216 \text{ mi}$$

Note in this case that 1 mi equals exactly 1760 yd by *designation*. Thus 1760 is an exact number.

In the text we round to the correct number of significant figures after each step to show the correct significant figures for each calculation. However, since you use a calculator and combine steps on it, you should round only at the end.



Since the distance was originally given as 10.0 km, the result can have only three significant figures and should be rounded to 6.22 mi. Thus

$$10.0 \text{ km} = 6.22 \text{ mi}$$

Alternatively, we can combine the steps:

$$10.0 \text{ km} \times \frac{1000 \text{ m}}{1 \text{ km}} \times \frac{1.094 \text{ yd}}{1 \text{ m}} \times \frac{1 \text{ mi}}{1760 \text{ yd}} = 6.22 \text{ mi}$$

SEE EXERCISES 1.41 AND 1.42

In using dimensional analysis, your verification that everything has been done correctly is that you end up with the correct units. In doing chemistry problems, you should always include the units for the quantities used. Always check to see that the units cancel to give the correct units for the final result. This provides a very valuable check, especially for complicated problems.

Study the procedures for unit conversions in the following Examples.

### EXAMPLE 1.8 Unit Conversions IV

The speed limit on many highways in the United States is 55 mi/h. What number would be posted in kilometers per hour?

#### Solution

$$\frac{55 \text{ mi}}{\text{h}} \times \frac{1760 \text{ yd}}{1 \text{ mi}} \times \frac{1 \text{ m}}{1.094 \text{ yd}} \times \frac{1 \text{ km}}{1000 \text{ m}} = 88 \text{ km/h}$$

Result obtained by rounding only at the end of the calculation

Note that all units cancel except the desired kilometers per hour.

SEE EXERCISES 1.47 THROUGH 1.49

### EXAMPLE 1.9 Unit Conversions V

A Japanese car is advertised as having a gas mileage of 15 km/L. Convert this rating to miles per gallon.

#### Solution

$$\frac{15 \text{ km}}{\text{L}} \times \frac{1000 \text{ m}}{1 \text{ km}} \times \frac{1.094 \text{ yd}}{1 \text{ m}} \times \frac{1 \text{ mi}}{1760 \text{ yd}} \times \frac{1 \text{ L}}{1.06 \text{ qt}} \times \frac{4 \text{ qt}}{1 \text{ gal}} = 35 \text{ mi/gal}$$

Result obtained by rounding only at the end of the calculation

SEE EXERCISE 1.50

**EXAMPLE 1.10**      **Unit Conversions VI**

The latest model Corvette has an engine with a displacement of 6.20 L. What is the displacement in units of cubic inches?

**Solution**

$$6.20 \text{ L} \times \frac{1 \text{ ft}^3}{28.32 \text{ L}} \times \frac{(12 \text{ in})^3}{(1 \text{ ft})^3} = 378 \text{ in}^3$$

Note that the unit factor for conversion of feet to inches must be cubed to accommodate the conversion of  $\text{ft}^3$  to  $\text{in}^3$ .

**SEE EXERCISE 1.52**

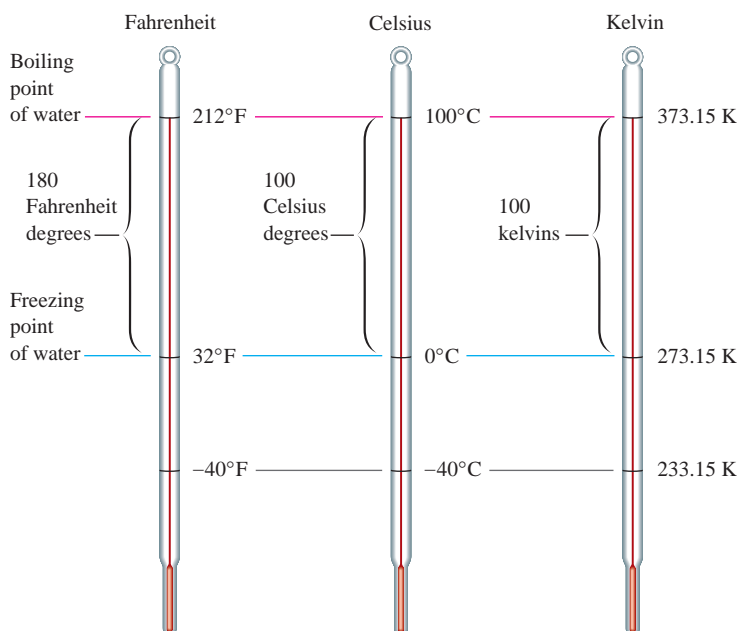
## 1.7 ▶ Temperature

Three systems for measuring temperature are widely used: the Celsius scale, the Kelvin scale, and the Fahrenheit scale. The first two temperature systems are used in the physical sciences, and the third is used in many of the engineering sciences. Our purpose here is to define the three temperature scales and show how conversions from one scale to another can be performed. Although these conversions can be carried out routinely on most calculators, we will consider the process in some detail here to illustrate methods of problem solving.

The three temperature scales are defined and compared in Fig. 1.9. Note that the size of the temperature unit (the *degree*) is the same for the Kelvin and Celsius scales. The fundamental difference between these two temperature scales is in their zero points. Conversion between these two scales simply requires an adjustment for the different zero points.

$$T_K = T_C + 273.15$$

$$\text{Temperature (Kelvin)} = \text{temperature (Celsius)} + 273.15$$



**Figure 1.9**  
The three major temperature scales.

or

$$T_C = T_K - 273.15$$

$$\text{Temperature (Celsius)} = \text{temperature (Kelvin)} - 273.15$$

For example, to convert 300.00 K to the Celsius scale, we do the following calculation:

$$300.00 - 273.15 = 26.85^\circ\text{C}$$

Note that in expressing temperature in Celsius units, the designation  $^\circ\text{C}$  is used. The degree symbol is not used when writing temperature in terms of the Kelvin scale. The unit of temperature on this scale is called a *kelvin* and is symbolized by the letter K.

Converting between the Fahrenheit and Celsius scales is somewhat more complicated because both the degree sizes and the zero points are different. Thus we need to consider two adjustments: one for degree size and one for the zero point. First, we must account for the difference in degree size. This can be done by reconsidering Fig. 1.9. Notice that since  $212^\circ\text{F} = 100^\circ\text{C}$  and  $32^\circ\text{F} = 0^\circ\text{C}$ ,

$$212 - 32 = 180 \text{ Fahrenheit degrees} = 100 - 0 = 100 \text{ Celsius degrees}$$

Thus  $180^\circ$  on the Fahrenheit scale is equivalent to  $100^\circ$  on the Celsius scale, and the unit factor is

$$\frac{180^\circ\text{F}}{100^\circ\text{C}} \quad \text{or} \quad \frac{9^\circ\text{F}}{5^\circ\text{C}}$$

or the reciprocal, depending on the direction in which we need to go.

Next, we must consider the different zero points. Since  $32^\circ\text{F} = 0^\circ\text{C}$ , we obtain the corresponding Celsius temperature by first subtracting 32 from the Fahrenheit temperature to account for the different zero points. Then the unit factor is applied to adjust for the difference in the degree size. This process is summarized by the equation

$$(T_F - 32^\circ\text{F}) \frac{5^\circ\text{C}}{9^\circ\text{F}} = T_C \quad (1.1)$$

where  $T_F$  and  $T_C$  represent a given temperature on the Fahrenheit and Celsius scales, respectively. In the opposite conversion, we first correct for degree size and then correct for the different zero point. This process can be summarized in the following general equation:

$$T_F = T_C \times \frac{9^\circ\text{F}}{5^\circ\text{C}} + 32^\circ\text{F} \quad (1.2)$$

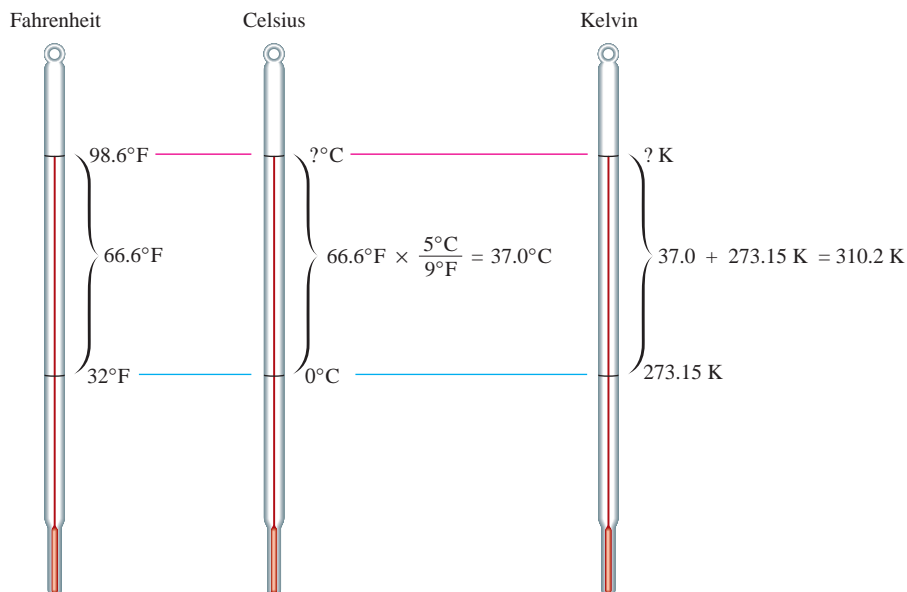
Equations (1.1) and (1.2) are really the same equation in different forms. See if you can obtain Equation (1.2) by starting with Equation (1.1) and rearranging.

At this point it is worthwhile to weigh the two alternatives for learning to do temperature conversions: You can simply memorize the equations, or you can take the time to learn the differences between the temperature scales and to understand the processes involved in converting from one scale to another. The latter approach may take a little more effort, but the understanding you gain will stick with you much longer than the memorized formulas. This choice also will apply to many of the other chemical concepts. Try to think things through!

Understand the process of converting from one temperature scale to another; do not simply memorize the equations.

### EXAMPLE 1.11 Temperature Conversions I

Normal body temperature is  $98.6^\circ\text{F}$ . Convert this temperature to the Celsius and Kelvin scales.

**Figure 1.10**

Normal body temperature on the Fahrenheit, Celsius, and Kelvin scales.



A physician taking the temperature of a patient.

**Solution**

Rather than simply using the formulas to solve this problem, we will proceed by thinking it through. The situation is diagrammed in Fig. 1.10. First, we want to convert  $98.6^{\circ}\text{F}$  to the Celsius scale. The number of Fahrenheit degrees between  $32.0^{\circ}\text{F}$  and  $98.6^{\circ}\text{F}$  is  $66.6^{\circ}\text{F}$ . We must convert this difference to Celsius degrees:

$$66.6^{\circ}\text{F} \times \frac{5^{\circ}\text{C}}{9^{\circ}\text{F}} = 37.0^{\circ}\text{C}$$

Thus  $98.6^{\circ}\text{F}$  corresponds to  $37.0^{\circ}\text{C}$ .

Now we can convert to the Kelvin scale:

$$T_{\text{K}} = T_{\text{C}} + 273.15 = 37.0 + 273.15 = 310.2 \text{ K}$$

Note that the final answer has only one decimal place ( $37.0$  is limiting).

**SEE EXERCISES 1.53, 1.55, AND 1.56**

**EXAMPLE 1.12****Temperature Conversions II**

One interesting feature of the Celsius and Fahrenheit scales is that  $-40^{\circ}\text{C}$  and  $-40^{\circ}\text{F}$  represent the same temperature, as shown in Fig. 1.9. Verify that this is true.

**Solution**

The difference between  $32^{\circ}\text{F}$  and  $-40^{\circ}\text{F}$  is  $72^{\circ}\text{F}$ . The difference between  $0^{\circ}\text{C}$  and  $-40^{\circ}\text{C}$  is  $40^{\circ}\text{C}$ . The ratio of these is

$$\frac{72^{\circ}\text{F}}{40^{\circ}\text{C}} = \frac{8 \times 9^{\circ}\text{F}}{8 \times 5^{\circ}\text{C}} = \frac{9^{\circ}\text{F}}{5^{\circ}\text{C}}$$

as required. Thus  $-40^{\circ}\text{C}$  is equivalent to  $-40^{\circ}\text{F}$ .

**SEE CHALLENGE PROBLEM 1.57**

Since, as shown in Example 1.12,  $-40^\circ$  on both the Fahrenheit and Celsius scales represents the same temperature, this point can be used as a reference point (like  $0^\circ\text{C}$  and  $32^\circ\text{F}$ ) for a relationship between the two scales:

$$\frac{\text{Number of Fahrenheit degrees}}{\text{Number of Celsius degrees}} = \frac{T_F - (-40)}{T_C - (-40)} = \frac{9^\circ\text{F}}{5^\circ\text{C}}$$

$$\frac{T_F + 40}{T_C + 40} = \frac{9^\circ\text{F}}{5^\circ\text{C}} \quad (1.3)$$

where  $T_F$  and  $T_C$  represent the same temperature (but not the same number). This equation can be used to convert Fahrenheit temperatures to Celsius, and vice versa, and may be easier to remember than Equations (1.1) and (1.2).

### EXAMPLE 1.13 — Temperature Conversions III



Liquid nitrogen is so cold that water condenses out of the surrounding air, forming a cloud as the nitrogen is poured.

Liquid nitrogen, which is often used as a coolant for low-temperature experiments, has a boiling point of 77 K. What is this temperature on the Fahrenheit scale?

#### Solution

We will first convert 77 K to the Celsius scale:

$$T_C = T_K - 273.15 = 77 - 273.15 = -196^\circ\text{C}$$

To convert to the Fahrenheit scale, we will use Equation (1.3):

$$\begin{aligned} \frac{T_F + 40}{T_C + 40} &= \frac{9^\circ\text{F}}{5^\circ\text{C}} \\ \frac{T_F + 40}{-196^\circ\text{C} + 40} &= \frac{T_F + 40}{-156^\circ\text{C}} = \frac{9^\circ\text{F}}{5^\circ\text{C}} \\ T_F + 40 &= \frac{9^\circ\text{F}}{5^\circ\text{C}}(-156^\circ\text{C}) = -281^\circ\text{F} \\ T_F &= -281^\circ\text{F} - 40 = -321^\circ\text{F} \end{aligned}$$

SEE EXERCISES 1.53, 1.55, AND 1.56

## 1.8 ► Density

A property of matter that is often used by chemists as an “identification tag” for a substance is **density**, the mass of substance per unit volume of the substance:

$$\text{Density} = \frac{\text{mass}}{\text{volume}}$$

The density of a liquid can be determined easily by weighing an accurately known volume of liquid. This procedure is illustrated in Example 1.14.

### EXAMPLE 1.14 — Determining Density

A chemist, trying to identify the main component of a compact disc cleaning fluid, finds that  $25.00\text{ cm}^3$  of the substance has a mass of 19.625 g at  $20^\circ\text{C}$ . The following are the names and densities of the compounds that might be the main component:

Compound	Density in g/cm <sup>3</sup> at 20°C
Chloroform	1.492
Diethyl ether	0.714
Ethanol	0.789
Isopropyl alcohol	0.785
Toluene	0.867

Which of these compounds is the most likely to be the main component of the compact disc cleaner?

### Solution

To identify the unknown substance, we must determine its density. This can be done by using the definition of density:

$$\text{Density} = \frac{\text{mass}}{\text{volume}} = \frac{19.625 \text{ g}}{25.00 \text{ cm}^3} = 0.7850 \text{ g/cm}^3$$

This density corresponds exactly to that of isopropyl alcohol, which is therefore the most likely main component of the cleaner. However, note that the density of ethanol is also very close. To be sure that the compound is isopropyl alcohol, we should run several more density experiments. (In the modern laboratory, many other types of tests could be done to distinguish between these two liquids.)

There are two ways of indicating units that occur in the denominator. For example, we can write g/cm<sup>3</sup> or g cm<sup>-3</sup>. Although we will use the former system here, the other system is widely used.

### SEE EXERCISES 1.61 AND 1.62

Besides being a tool for the identification of substances, density has many other uses. For example, the liquid in your car's lead storage battery (a solution of sulfuric acid) changes density because the sulfuric acid is consumed as the battery discharges. In a fully charged battery, the density of the solution is about 1.30 g/cm<sup>3</sup>. If the density falls below 1.20 g/cm<sup>3</sup>, the battery will have to be recharged. Density measurement is also used to determine the amount of antifreeze, and thus the level of protection against freezing, in the cooling system of a car.

The densities of various common substances are given in Table 1.5.

**Table 1.5** ▶ Densities of Various Common Substances\* at 20°C

Substance	Physical State	Density (g/cm <sup>3</sup> )
Oxygen	Gas	0.00133
Hydrogen	Gas	0.000084
Ethanol	Liquid	0.789
Benzene	Liquid	0.880
Water	Liquid	0.9982
Magnesium	Solid	1.74
Salt (sodium chloride)	Solid	2.16
Aluminum	Solid	2.70
Iron	Solid	7.87
Copper	Solid	8.96
Silver	Solid	10.5
Lead	Solid	11.34
Mercury	Liquid	13.6
Gold	Solid	19.32

\*At 1 atmosphere pressure.

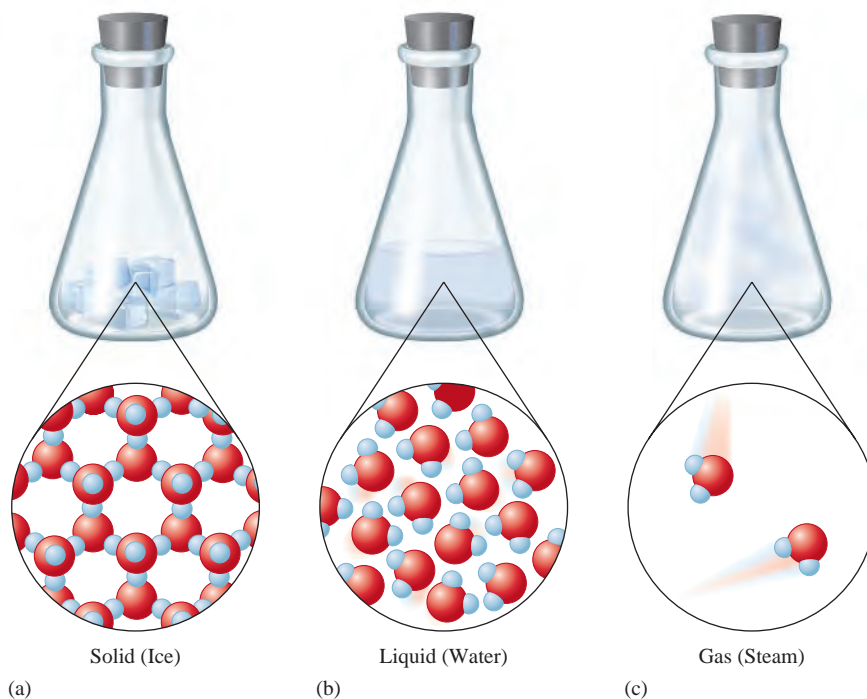
## 1.9 ► Classification of Matter

Before we can hope to understand the changes we see going on around us—the growth of plants, the rusting of steel, the aging of people, rain becoming more acidic—we must find out how matter is organized. **Matter**, best defined as anything occupying space and having mass, is the material of the universe. Matter is complex and has many levels of organization. In this section we introduce basic ideas about the structure of matter and its behavior.

We will start by considering the definitions of the fundamental properties of matter. Matter exists in three **states**: solid, liquid, and gas. A *solid* is rigid; it has a fixed volume and shape. A *liquid* has a definite volume but no specific shape; it assumes the shape of its container. A *gas* has no fixed volume or shape; it takes on the shape and volume of its container. In contrast to liquids and solids, which are only slightly compressible, gases are highly compressible; it is relatively easy to decrease the volume of a gas. Molecular-level pictures of the three states of water are given in Fig. 1.11. The different properties of ice, liquid water, and steam are determined by the different arrangements of the molecules in these substances. Table 1.5 gives the states of some common substances at 20°C and 1 atmosphere of pressure.

Most of the matter around us consists of **mixtures** of pure substances. Wood, gasoline, wine, soil, and air are all mixtures. The main characteristic of a mixture is that it has *variable composition*. For example, wood is a mixture of many substances, the proportions of which vary depending on the type of wood and where it grows. Mixtures can be classified as **homogeneous** (having visibly indistinguishable parts) or **heterogeneous** (having visibly distinguishable parts).

A homogeneous mixture is called a **solution**. Air is a solution consisting of a mixture of gases. Wine is a complex liquid solution. Brass is a solid solution of copper and zinc. Sand in water and iced tea with ice cubes are examples of heterogeneous mixtures. Heterogeneous mixtures usually can be separated into two or more homogeneous mixtures or pure substances (for example, the ice cubes can be separated from the tea).



**Figure 1.11**

The three states of water (where red spheres represent oxygen atoms and blue spheres represent hydrogen atoms). (a) Solid: the water molecules are locked into rigid positions and are close together. (b) Liquid: the water molecules are still close together but can move around to some extent. (c) Gas: the water molecules are far apart and move randomly.

Mixtures can be separated into pure substances by physical methods. A **pure substance** is one with constant composition. Water is a good illustration of these ideas. As we will discuss in detail later, pure water is composed solely of  $\text{H}_2\text{O}$  molecules, but the water found in nature (groundwater or the water in a lake or ocean) is really a mixture. Seawater, for example, contains large amounts of dissolved minerals. Boiling seawater produces steam, which can be condensed to pure water, leaving the minerals behind as solids. The dissolved minerals in seawater also can be separated out by freezing the mixture, since pure water freezes out. The processes of boiling and freezing are **physical changes**: When water freezes or boils, it changes its state but remains water; it is still composed of  $\text{H}_2\text{O}$  molecules. A physical change is a change in the form of a substance, not in its chemical composition. A physical change can be used to separate a mixture into pure compounds, but it will not break compounds into elements.

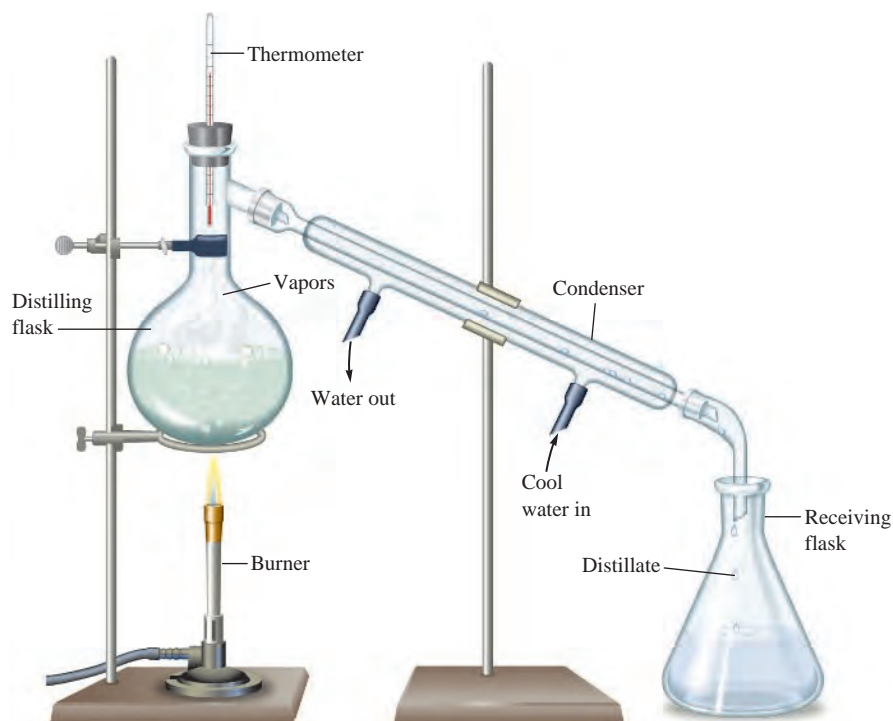
One of the most important methods for separating the components of a mixture is **distillation**, a process that depends on differences in the volatility (how readily substances become gases) of the components. In simple distillation, a mixture is heated in a device such as that shown in Fig. 1.12. The most volatile component vaporizes at the lowest temperature, and the vapor passes through a cooled tube (a condenser), where it condenses back into its liquid state.

The term *volatile* refers to the ease with which a substance can be changed to its vapor.

The simple, one-stage distillation apparatus shown in Fig. 1.12 works very well when only one component of the mixture is volatile. For example, a mixture of water and sand is easily separated by boiling off the water. Water containing dissolved minerals behaves in much the same way. As the water is boiled off, the minerals remain behind as non-volatile solids. Simple distillation of seawater using the sun as the heat source is an excellent way to desalinate (remove the minerals from) seawater.

However, when a mixture contains several volatile components, the one-step distillation does not give a pure substance in the receiving flask, and more elaborate methods are required.

Another method of separation is simple **filtration**, which is used when a mixture consists of a solid and a liquid. The mixture is poured onto a mesh, such as filter paper, which passes the liquid and leaves the solid behind.




**Figure 1.12**

Simple laboratory distillation apparatus. Cool water circulates through the outer portion of the condenser, causing vapors from the distilling flask to condense into a liquid. The nonvolatile component of the mixture remains in the distilling flask.



**Figure 1.13**

Paper chromatography of ink. (a) A dot of the mixture to be separated is placed at one end of a sheet of porous paper. (b) The paper acts as a wick to draw up the liquid.



A third method of separation is called **chromatography**. Chromatography is the general name applied to a series of methods that employ a system with two *phases* (states) of matter: a mobile phase and a stationary phase. The *stationary phase* is a solid, and the *mobile phase* is either a liquid or a gas. The separation process occurs because the components of the mixture have different affinities for the two phases and thus move through the system at different rates. A component with a high affinity for the mobile phase moves relatively quickly through the chromatographic system, whereas one with a high affinity for the solid phase moves more slowly.

One simple type of chromatography, **paper chromatography**, employs a strip of porous paper, such as filter paper, for the stationary phase. A drop of the mixture to be separated is placed on the paper, which is then dipped into a liquid (the mobile phase) that travels up the paper as though it were a wick (see Fig. 1.13). This method of separating a mixture is often used by biochemists, who study the chemistry of living systems.

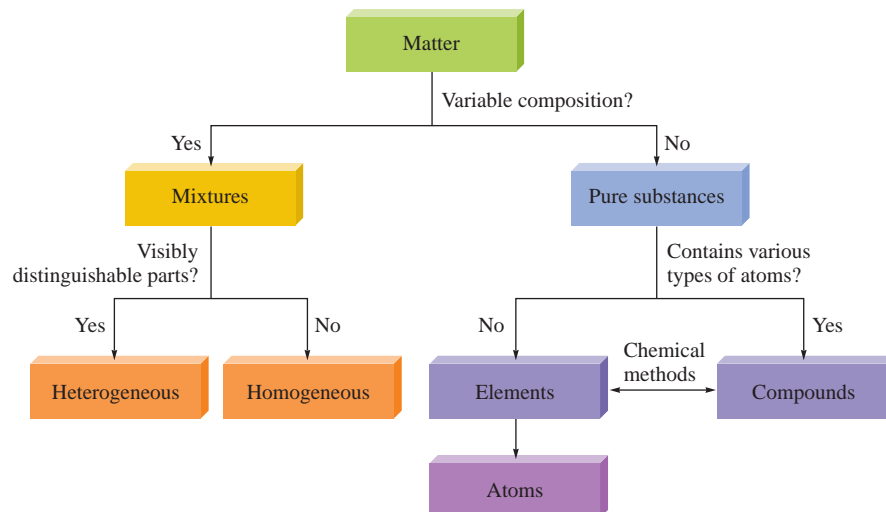
It should be noted that when a mixture is separated, the absolute purity of the separated components is an ideal. Because water, for example, inevitably comes into contact with other materials when it is synthesized or separated from a mixture, it is never absolutely pure. With great care, however, substances can be obtained in very nearly pure form.

Pure substances are either compounds (combinations of elements) or free elements. A **compound** is a substance with *constant composition* that can be broken down into elements by chemical processes. An example of a chemical process is the electrolysis of water, in which an electric current is passed through water to break it down into the free elements hydrogen and oxygen. This process produces a chemical change because the water molecules have been broken down. The water is gone, and in its place we have the free elements hydrogen and oxygen. A **chemical change** is one in which a given substance becomes a new substance or substances with different properties and different composition. **Elements** are substances that cannot be decomposed into simpler substances by chemical or physical means.

We have seen that the matter around us has various levels of organization. The most fundamental substances we have discussed so far are elements. As we will see in later chapters, elements also have structure: They are composed of atoms, which in turn are composed of nuclei and electrons. Even the nucleus has structure: It is composed of protons and neutrons. And even these can be broken down further, into elementary particles called *quarks*. However, we need not concern ourselves with such details at this point. Figure 1.14 summarizes our discussion of the organization of matter.



The element mercury (top left) combines with the element iodine (top right) to form the compound mercuric iodide (bottom). This is an example of a chemical change.



**Figure 1.14**  
The organization of matter.

## For Review

### ► Key Terms

#### Section 1.2

scientific method  
measurement  
hypothesis  
theory  
model  
natural law  
law of conservation of mass

#### Section 1.3

SI system  
mass  
weight

#### Section 1.4

uncertainty  
significant figures  
accuracy  
precision  
random error  
systematic error

#### Section 1.5

exponential notation

#### Section 1.6

unit factor method  
dimensional analysis

#### Section 1.8

density

#### Section 1.9

matter  
states (of matter)  
homogeneous mixture

#### Scientific method

- Make observations
- Formulate hypotheses
- Perform experiments

#### Models (theories) are explanations of why nature behaves in a particular way.

- They are subject to modification over time and sometimes fail.

#### Quantitative observations are called measurements.

- Consist of a number and a unit
- Involve some uncertainty
- Uncertainty is indicated by using significant figures
  - Rules to determine significant figures
  - Calculations using significant figures
- Preferred system is SI

#### Temperature conversions

- $T_K = T_C + 273$
- $T_C = (T_F - 32^\circ\text{F})\left(\frac{5^\circ\text{C}}{9^\circ\text{F}}\right)$
- $T_F = T_C\left(\frac{9^\circ\text{F}}{5^\circ\text{C}}\right) + 32^\circ\text{F}$

#### Density

- $\text{Density} = \frac{\text{mass}}{\text{volume}}$

#### Matter can exist in three states:

- Solid
- Liquid
- Gas

heterogeneous mixture  
 solution  
 pure substance  
 physical change  
 distillation  
 filtration  
 chromatography  
 paper chromatography  
 compound  
 chemical change  
 element

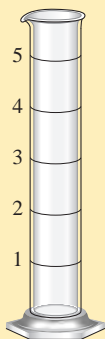
**Mixtures can be separated by methods involving only physical changes:**

- Distillation
- Filtration
- Chromatography

**Compounds can be decomposed to elements only through chemical changes.**

**REVIEW QUESTIONS**

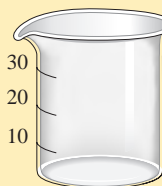
- Define and explain the differences between the following terms.
  - law and theory
  - theory and experiment
  - qualitative and quantitative
  - hypothesis and theory
- Is the scientific method suitable for solving problems only in the sciences? Explain.
- Which of the following statements could be tested by quantitative measurement?
  - Ty Cobb was a better hitter than Pete Rose.
  - Ivory soap is  $99\frac{44}{100}\%$  pure.
  - Rolaids consumes 47 times its weight in excess stomach acid.
- For each of the following pieces of glassware, provide a sample measurement and discuss the number of significant figures and uncertainty.



a.



b.



c.

- A student performed an analysis of a sample for its calcium content and got the following results:

14.92%    14.91%    14.88%    14.91%

The actual amount of calcium in the sample is 15.70%. What conclusions can you draw about the accuracy and precision of these results?

- Compare and contrast the multiplication/division significant figure rule to the significant figure rule applied for addition/subtraction mathematical operations.
- Explain how density can be used as a conversion factor to convert the volume of an object to the mass of the object, and vice versa.
- On which temperature scale ( $^{\circ}\text{F}$ ,  $^{\circ}\text{C}$ , or K) does 1 degree represent the smallest change in temperature?
- Distinguish between physical changes and chemical changes.
- Why is the separation of mixtures into pure or relatively pure substances so important when performing a chemical analysis?

## ► Active Learning Questions

These questions are designed to be used by groups of students in class.

- There are 365 days per year, 24 hours per day, 12 months per year, and 60 minutes per hour. Use these data to determine how many minutes are in a month.
  - Now use the following data to calculate the number of minutes in a month: 24 hours per day, 60 minutes per hour, 7 days per week, and 4 weeks per month.
  - Why are these answers different? Which (if any) is more correct? Why?
- You go to a convenience store to buy candy and find the owner to be rather odd. He allows you to buy pieces in multiples of four, and to buy four, you need \$0.23. He only allows you to do this by using 3 pennies and 2 dimes. You have a bunch of pennies and dimes, and instead of counting them, you decide to weigh them. You have 636.3 g of pennies, and each penny weighs 3.03 g. Each dime weighs 2.29 g. Each piece of candy weighs 10.23 g.

  - How many pennies do you have?
  - How many dimes do you need to buy as much candy as possible?
  - How much should all these dimes weigh?
  - How many pieces of candy could you buy? (number of dimes from part b)
  - How much would this candy weigh?
  - How many pieces of candy could you buy with twice as many dimes?
- When a marble is dropped into a beaker of water, it sinks to the bottom. Which of the following is the best explanation?

  - The surface area of the marble is not large enough to be held up by the surface tension of the water.
  - The mass of the marble is greater than that of the water.
  - The marble weighs more than an equivalent volume of the water.
  - The force from dropping the marble breaks the surface tension of the water.
  - The marble has greater mass and volume than the water.

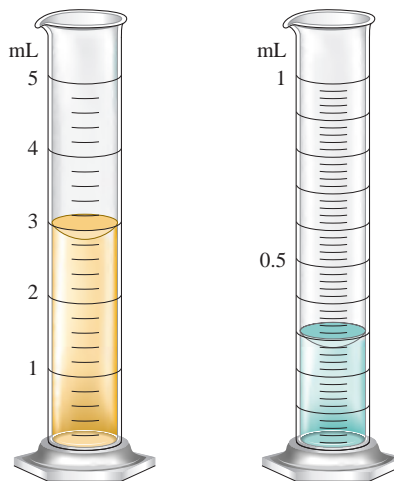
Justify your choice, and for choices you did not pick, explain what is wrong about them.
- You have two beakers, one filled to the 100-mL mark with sugar (the sugar has a mass of 180.0 g) and the other filled to the 100-mL mark with water (the water has a mass of 100.0 g). You pour all the sugar and all the water together in a bigger beaker and stir until the sugar is completely dissolved.

  - Which of the following is true about the mass of the solution? Explain.
    - It is much greater than 280.0 g.
    - It is somewhat greater than 280.0 g.
    - It is exactly 280.0 g.
    - It is somewhat less than 280.0 g.
    - It is much less than 280.0 g.
  - Which of the following is true about the volume of the solution? Explain.
    - It is much greater than 200.0 mL.
    - It is somewhat greater than 200.0 mL.
    - It is exactly 200.0 mL.
    - It is somewhat less than 200.0 mL.
    - It is much less than 200.0 mL.
- You may have noticed that when water boils, you can see bubbles that rise to the surface of the water.

  - What is inside these bubbles?
    - air
    - hydrogen and oxygen gas
    - oxygen gas
    - water vapor
    - carbon dioxide gas
  - Is the boiling of water a chemical or physical change? Explain.
- If you place a glass rod over a burning candle, the glass appears to turn black. What is happening to each of the following (physical change, chemical change, both, or neither) as the candle burns? Explain each answer.

  - the wax
  - the wick
  - the glass rod
- Which characteristics of a solid, a liquid, and a gas are exhibited by each of the following substances? How would you classify each substance?

  - a bowl of pudding
  - a bucketful of sand
- You have water in each graduated cylinder shown:



You then add both samples to a beaker. How would you write the number describing the total volume? What limits the precision of this number?

- Paracelsus, a sixteenth-century alchemist and healer, adopted as his slogan: "The patients are your textbook, the sickbed is your study." Is this view consistent with using the scientific method?
- What is wrong with the following statement?  
"The results of the experiment do not agree with the theory. Something must be wrong with the experiment."
- Why is it incorrect to say that the results of a measurement were accurate but not precise?
- What data would you need to estimate the money you would spend on gasoline to drive your car from New York to Chicago? Provide estimates of values and a sample calculation.

13. Sketch two pieces of glassware: one that can measure volume to the thousandths place and one that can measure volume only to the ones place.
14. You have a 1.0-cm<sup>3</sup> sample of lead and a 1.0-cm<sup>3</sup> sample of glass. You drop each in separate beakers of water. How do the volumes of water displaced by each sample compare? Explain.
15. Sketch a magnified view (showing atoms/molecules) of each of the following and explain:  
 a. a heterogeneous mixture of two different compounds  
 b. a homogeneous mixture of an element and a compound
16. You are driving 65 mi/h and take your eyes off the road for “just a second.” What distance (in feet) do you travel in this time?
17. Consider the addition of 15.4 to 28. What would a mathematician say the answer is? What would a scientist say? Justify the scientist’s answer, not merely citing the rule, but explaining it.
18. Consider multiplying 26.2 by 16.43. What would a mathematician say the answer is? What would a scientist say? Justify the scientist’s answer, not merely citing the rule, but explaining it.

A blue question or exercise number indicates that the answer to that question or exercise appears at the back of this book and a solution appears in the *Solutions Guide*, as found on PowerLecture.

## ► Questions

19. The difference between a *law* and a *theory* is the difference between *what* and *why*. Explain.
20. The scientific method is a dynamic process. What does this mean?
21. Explain the fundamental steps of the scientific method.
22. What is the difference between random error and systematic error?
23. A measurement is a quantitative observation involving both a number and a unit. What is a qualitative observation? What are the SI units for mass, length, and volume? What is the assumed uncertainty in a number (unless stated otherwise)? The uncertainty of a measurement depends on the precision of the measuring device. Explain.
24. To determine the volume of a cube, a student measured one of the dimensions of the cube several times. If the true dimension of the cube is 10.62 cm, give an example of four sets of measurements that would illustrate the following.  
 a. imprecise and inaccurate data  
 b. precise but inaccurate data  
 c. precise and accurate data  
 Give a possible explanation as to why data can be imprecise or inaccurate. What is wrong with saying a set of measurements is imprecise but accurate?
25. What are significant figures? Show how to indicate the number one thousand to 1 significant figure, 2 significant figures, 3 significant figures, and 4 significant figures. Why is the answer, to the correct number of significant figures, not 1.0 for the following calculation?

$$\frac{1.5 - 1.0}{0.50} =$$

26. What is the volume per unit mass equal to? What unit conversion would the volume per unit mass be useful for?

27. When the temperature in degrees Fahrenheit ( $T_F$ ) is plotted versus the temperature in degrees Celsius ( $T_C$ ), a straight-line plot results. A straight-line plot also results when  $T_C$  is plotted versus  $T_K$  (the temperature in kelvins). Reference Appendix A1.3 and determine the slope and y-intercept of each of these two plots.
28. Give four examples illustrating each of the following terms.  
 a. homogeneous mixture      d. element  
 b. heterogeneous mixture      e. physical change  
 c. compound      f. chemical change

## ► Exercises

In this section similar exercises are paired.

### Significant Figures and Unit Conversions

29. Which of the following are exact numbers?  
 a. There are 100 cm in 1 m.  
 b. One meter equals 1.094 yards.  
 c. We can use the equation

$$^{\circ}\text{F} = \frac{9}{5}^{\circ}\text{C} + 32$$

to convert from Celsius to Fahrenheit temperature. Are the numbers  $\frac{9}{5}$  and 32 exact or inexact?

- d.  $\pi = 3.1415927$ .
30. Indicate the number of significant figures in each of the following:  
 a. This book contains more than 1000 pages.  
 b. A mile is about 5300 ft.  
 c. A liter is equivalent to 1.059 qt.  
 d. The population of the United States is approaching  $3.0 \times 10^2$  million.  
 e. A kilogram is 1000 g.  
 f. The Boeing 747 cruises at around 600 mi/h.
31. How many significant figures are there in each of the following values?  
 a.  $6.07 \times 10^{-15}$       e. 463.8052  
 b. 0.003840      f. 300  
 c. 17.00      g. 301  
 d.  $8 \times 10^8$       h. 300.
32. How many significant figures are in each of the following?  
 a. 100      e. 0.0048  
 b.  $1.0 \times 10^2$       f. 0.00480  
 c.  $1.00 \times 10^3$       g.  $4.80 \times 10^{-3}$   
 d. 100.      h.  $4.800 \times 10^{-3}$
33. Round off each of the following numbers to the indicated number of significant digits and write the answer in standard scientific notation.  
 a. 0.00034159 to three digits  
 b.  $103.351 \times 10^2$  to four digits  
 c. 17.9915 to five digits  
 d.  $3.365 \times 10^5$  to three digits
34. Use exponential notation to express the number 385,500 to  
 a. one significant figure.  
 b. two significant figures.  
 c. three significant figures.  
 d. five significant figures.

35. Evaluate each of the following and write the answer to the appropriate number of significant figures.

- $212.2 + 26.7 + 402.09$
- $1.0028 + 0.221 + 0.10337$
- $52.331 + 26.01 - 0.9981$
- $2.01 \times 10^2 + 3.014 \times 10^3$
- $7.255 - 6.8350$

36. Perform the following mathematical operations, and express each result to the correct number of significant figures.

- $\frac{0.102 \times 0.0821 \times 273}{1.01}$
- $0.14 \times 6.022 \times 10^{23}$
- $4.0 \times 10^4 + 5.021 \times 10^{-3} \times 7.34993 \times 10^2$
- $\frac{2.00 \times 10^6}{3.00 \times 10^{-7}}$

37. Perform the following mathematical operations and express the result to the correct number of significant figures.

- $\frac{2.526}{3.1} + \frac{0.470}{0.623} + \frac{80.705}{0.4326}$
- $(6.404 \times 2.91)/(18.7 - 17.1)$
- $6.071 \times 10^{-5} - 8.2 \times 10^{-6} - 0.521 \times 10^{-4}$
- $(3.8 \times 10^{-12} + 4.0 \times 10^{-13})/(4 \times 10^{12} + 6.3 \times 10^{13})$
- $\frac{9.5 + 4.1 + 2.8 + 3.175}{4}$

(Assume that this operation is taking the average of four numbers. Thus 4 in the denominator is exact.)

- $\frac{8.925 - 8.905}{8.925} \times 100$

(This type of calculation is done many times in calculating a percentage error. Assume that this example is such a calculation; thus 100 can be considered to be an exact number.)

38. Perform the following mathematical operations, and express the result to the correct number of significant figures.

- $6.022 \times 10^{23} \times 1.05 \times 10^2$
- $\frac{6.6262 \times 10^{-34} \times 2.998 \times 10^8}{2.54 \times 10^{-9}}$
- $1.285 \times 10^{-2} + 1.24 \times 10^{-3} + 1.879 \times 10^{-1}$   
 $(1.00866 - 1.00728)$
- $\frac{6.02205 \times 10^{23}}{9.875 \times 10^2 - 9.795 \times 10^2} \times 100$  (100 is exact)
- $\frac{9.42 \times 10^2 + 8.234 \times 10^2 + 1.625 \times 10^3}{3}$  (3 is exact)

39. Perform each of the following conversions.

- 8.43 cm to millimeters
- $2.41 \times 10^2$  cm to meters
- 294.5 nm to centimeters
- $1.445 \times 10^4$  m to kilometers
- 235.3 m to millimeters
- 903.3 nm to micrometers

- How many kilograms are in one teragram?
- How many nanometers are in  $6.50 \times 10^2$  terameters?
- How many kilograms are in 25 femtograms?
- How many liters are in 8.0 cubic decimeters?

- How many microliters are in one milliliter?
- How many picograms are in one microgram?

41. Perform the following unit conversions.

- Congratulations! You and your spouse are the proud parents of a new baby, born while you are studying in a country that uses the metric system. The nurse has informed you that the baby weighs 3.91 kg and measures 51.4 cm. Convert your baby's weight to pounds and ounces and her length to inches (rounded to the nearest quarter inch).
- The circumference of the earth is 25,000 mi at the equator. What is the circumference in kilometers? in meters?
- A rectangular solid measures 1.0 m by 5.6 cm by 2.1 dm. Express its volume in cubic meters, liters, cubic inches, and cubic feet.

42. Perform the following unit conversions.

- 908 oz to kilograms
- 12.8 L to gallons
- 125 mL to quarts
- 2.89 gal to milliliters
- 4.48 lb to grams
- 550 mL to quarts

43. Use the following exact conversion factors to perform the stated calculations:

$$\begin{aligned} 5\frac{1}{2} \text{ yards} &= 1 \text{ rod} \\ 40 \text{ rods} &= 1 \text{ furlong} \\ 8 \text{ furlongs} &= 1 \text{ mile} \end{aligned}$$

- The Kentucky Derby race is 1.25 miles. How long is the race in rods, furlongs, meters, and kilometers?
- A marathon race is 26 miles, 385 yards. What is this distance in rods, furlongs, meters, and kilometers?

44. Although the preferred SI unit of area is the square meter, land is often measured in the metric system in hectares (ha). One hectare is equal to 10,000 m<sup>2</sup>. In the English system, land is often measured in acres (1 acre = 160 rod<sup>2</sup>). Use the exact conversions and those given in Exercise 43 to calculate the following.

- 1 ha = \_\_\_\_\_ km<sup>2</sup>.
- The area of a 5.5-acre plot of land in hectares, square meters, and square kilometers.
- A lot with dimensions 120 ft by 75 ft is to be sold for \$6500. What is the price per acre? What is the price per hectare?

45. Precious metals and gems are measured in troy weights in the English system:

$$\begin{aligned} 24 \text{ grains} &= 1 \text{ pennyweight (exact)} \\ 20 \text{ pennyweight} &= 1 \text{ troy ounce (exact)} \\ 12 \text{ troy ounces} &= 1 \text{ troy pound (exact)} \\ 1 \text{ grain} &= 0.0648 \text{ gram} \\ 1 \text{ carat} &= 0.200 \text{ gram} \end{aligned}$$

- The most common English unit of mass is the pound avoirdupois. What is one troy pound in kilograms and in pounds?
- What is the mass of a troy ounce of gold in grams and in carats?
- The density of gold is 19.3 g/cm<sup>3</sup>. What is the volume of a troy pound of gold?

46. Apothecaries (druggists) use the following set of measures in the English system:

$$\begin{aligned} 20 \text{ grains ap} &= 1 \text{ scruple (exact)} \\ 3 \text{ scruples} &= 1 \text{ dram ap (exact)} \\ 8 \text{ dram ap} &= 1 \text{ oz ap (exact)} \\ 1 \text{ dram ap} &= 3.888 \text{ g} \end{aligned}$$

- a. Is an apothecary grain the same as a troy grain? (See Exercise 45.)  
 b.  $1 \text{ oz ap} = \underline{\hspace{2cm}} \text{ oz troy}$ .  
 c. An aspirin tablet contains  $5.00 \times 10^2 \text{ mg}$  of active ingredient. What mass in grains ap of active ingredient does it contain? What mass in scruples?  
 d. What is the mass of 1 scruple in grams?

47. Science fiction often uses nautical analogies to describe space travel. If the starship *U.S.S. Enterprise* is traveling at warp factor 1.71, what is its speed in knots and in miles per hour? (Warp 1.71 = 5.00 times the speed of light; speed of light =  $3.00 \times 10^8 \text{ m/s}$ ; 1 knot = 2000 yd/h, exactly.)

48. The world record for the hundred meter dash is 9.74 s. What is the corresponding average speed in units of m/s, km/h, ft/s, and mi/h? At this speed, how long would it take to run  $1.00 \times 10^2$  yards?

49. Would a car traveling at a constant speed of 65 km/h violate a 40. mi/h speed limit?

50. You pass a road sign saying "New York 112 km." If you drive at a constant speed of 65 mi/h, how long should it take you to reach New York? If your car gets 28 miles to the gallon, how many liters of gasoline are necessary to travel 112 km?

51. You are in Paris, and you want to buy some peaches for lunch. The sign in the fruit stand indicates that peaches cost 2.45 euros per kilogram. Given that 1 euro is equivalent to approximately \$1.46, calculate what a pound of peaches will cost in dollars.

52. Carbon monoxide (CO) detectors sound an alarm when peak levels of carbon monoxide reach 100 parts per million (ppm). This level roughly corresponds to a composition of air that contains 400,000  $\mu\text{g}$  carbon monoxide per cubic meter of air ( $400,000 \mu\text{g}/\text{m}^3$ ). Assuming the dimensions of a room are 18 ft  $\times$  12 ft  $\times$  8 ft, estimate the mass of carbon monoxide in the room that would register 100 ppm on a carbon monoxide detector.

### Temperature

53. Convert the following Fahrenheit temperatures to the Celsius and Kelvin scales.

- a.  $-459^\circ\text{F}$ , an extremely low temperature  
 b.  $-40.^\circ\text{F}$ , the answer to a trivia question  
 c.  $68^\circ\text{F}$ , room temperature  
 d.  $7 \times 10^7 \text{ }^\circ\text{F}$ , temperature required to initiate fusion reactions in the sun

54. A thermometer gives a reading of  $96.1^\circ\text{F} \pm 0.2^\circ\text{F}$ . What is the temperature in  $^\circ\text{C}$ ? What is the uncertainty?

55. Convert the following Celsius temperatures to Kelvin and to Fahrenheit degrees.

- a. the temperature of someone with a fever,  $39.2^\circ\text{C}$   
 b. a cold wintery day,  $-25^\circ\text{C}$   
 c. the lowest possible temperature,  $-273^\circ\text{C}$   
 d. the melting-point temperature of sodium chloride,  $801^\circ\text{C}$

56. Convert the following Kelvin temperatures to Celsius and Fahrenheit degrees.

- a. the temperature that registers the same value on both the Fahrenheit and Celsius scales, 233 K  
 b. the boiling point of helium, 4 K  
 c. the temperature at which many chemical quantities are determined, 298 K  
 d. the melting point of tungsten, 3680 K

57. At what temperature is the temperature in degrees Fahrenheit equal to twice the temperature in degrees Celsius?

58. The average daytime temperatures on earth and Jupiter are  $72^\circ\text{F}$  and 313 K, respectively. Calculate the difference in temperature, in  $^\circ\text{C}$ , between these two planets.

### Density

59. A material will float on the surface of a liquid if the material has a density less than that of the liquid. Given that the density of water is approximately 1.0 g/mL, will a block of material having a volume of  $1.2 \times 10^4 \text{ in}^3$  and weighing 350 lb float or sink when placed in a reservoir of water?

60. For a material to float on the surface of water, the material must have a density less than that of water (1.0 g/mL) and must not react with the water or dissolve in it. A spherical ball has a radius of 0.50 cm and weighs 2.0 g. Will this ball float or sink when placed in water? (Note: Volume of a sphere =  $\frac{4}{3}\pi r^3$ .)

61. A star is estimated to have a mass of  $2 \times 10^{36} \text{ kg}$ . Assuming it to be a sphere of average radius  $7.0 \times 10^5 \text{ km}$ , calculate the average density of the star in units of grams per cubic centimeter.

62. A rectangular block has dimensions 2.9 cm  $\times$  3.5 cm  $\times$  10.0 cm. The mass of the block is 615.0 g. What are the volume and density of the block?

63. Diamonds are measured in carats, and 1 carat = 0.200 g. The density of diamond is  $3.51 \text{ g}/\text{cm}^3$ .

- a. What is the volume of a 5.0-carat diamond?  
 b. What is the mass in carats of a diamond measuring 2.8 mL?

64. Ethanol and benzene dissolve in each other. When 100. mL of ethanol is dissolved in 1.00 L of benzene, what is the mass of the mixture? (See Table 1.5.)

65. A sample containing 33.42 g of metal pellets is poured into a graduated cylinder initially containing 12.7 mL of water, causing the water level in the cylinder to rise to 21.6 mL. Calculate the density of the metal.

66. The density of pure silver is  $10.5 \text{ g}/\text{cm}^3$  at  $20^\circ\text{C}$ . If 5.25 g of pure silver pellets is added to a graduated cylinder containing 11.2 mL of water, to what volume level will the water in the cylinder rise?

67. In each of the following pairs, which has the greater mass? (See Table 1.5.)

- a. 1.0 kg of feathers or 1.0 kg of lead  
 b. 1.0 mL of mercury or 1.0 mL of water  
 c. 19.3 mL of water or 1.00 mL of gold  
 d. 75 mL of copper or 1.0 L of benzene

68. a. Calculate the mass of ethanol in 1.50 qt of ethanol. (See Table 1.5.)

- b. Calculate the mass of mercury in  $3.5 \text{ in}^3$  of mercury. (See Table 1.5.)

69. In each of the following pairs, which has the greater volume?
- 1.0 kg of feathers or 1.0 kg of lead
  - 100 g of gold or 100 g of water
  - 1.0 L of copper or 1.0 L of mercury

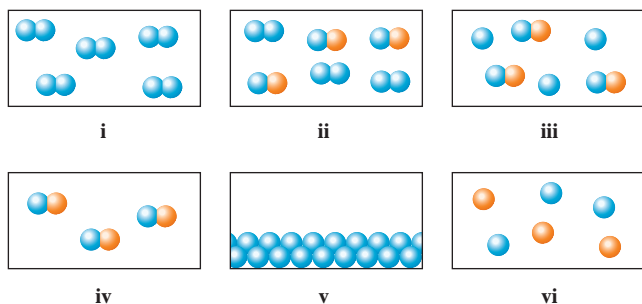
70. Using Table 1.5, calculate the volume of 25.0 g of each of the following substances at 1 atm.
- hydrogen gas
  - water
  - iron

Chapter 5 discusses the properties of gases. One property unique to gases is that they contain mostly empty space. Explain using the results of your calculations.

71. The density of osmium (the densest metal) is  $22.57 \text{ g/cm}^3$ . If a 1.00-kg rectangular block of osmium has two dimensions of  $4.00 \text{ cm} \times 4.00 \text{ cm}$ , calculate the third dimension of the block.
72. A copper wire (density =  $8.96 \text{ g/cm}^3$ ) has a diameter of 0.25 mm. If a sample of this copper wire has a mass of 22 g, how long is the wire?

### Classification and Separation of Matter

73. Match each description below with the following microscopic pictures. More than one picture may fit each description. A picture may be used more than once or not used at all.



- a gaseous compound
  - a mixture of two gaseous elements
  - a solid element
  - a mixture of a gaseous element and a gaseous compound
74. Define the following terms: solid, liquid, gas, pure substance, element, compound, homogeneous mixture, heterogeneous mixture, solution, chemical change, physical change.
75. What is the difference between homogeneous and heterogeneous matter? Classify each of the following as homogeneous or heterogeneous.
- a door
  - the air you breathe
  - a cup of coffee (black)
  - the water you drink
  - salsa
  - your lab partner
76. Classify the following mixtures as homogeneous or as heterogeneous.
- potting soil
  - white wine
  - your sock drawer
  - window glass
  - granite

77. Classify each of the following as a mixture or a pure substance.
- water
  - blood
  - the oceans
  - iron
  - brass
  - uranium
  - wine
  - leather
  - table salt

Of the pure substances, which are elements and which are compounds?

78. Suppose a teaspoon of magnesium filings and a teaspoon of powdered sulfur are placed together in a metal beaker. Would this constitute a mixture or a pure substance? Suppose the magnesium filings and sulfur are heated so they react with each other, forming magnesium sulfide. Would this still be a “mixture”? Why or why not?
79. If a piece of hard white blackboard chalk is heated strongly in a flame, the mass of the piece of chalk will decrease, and eventually the chalk will crumble into a fine white dust. Does this change suggest that the chalk is composed of an element or a compound?
80. During a very cold winter, the temperature may remain below freezing for extended periods. However, fallen snow can still disappear, even though it cannot melt. This is possible because a solid can vaporize directly, without passing through the liquid state. Is this process (sublimation) a physical or a chemical change?

81. Classify the following as physical or chemical changes.

- Moth balls gradually vaporize in a closet.
- Hydrofluoric acid attacks glass, and is used to etch calibration marks on glass laboratory utensils.
- A French chef making a sauce with brandy is able to burn off the alcohol from the brandy, leaving just the brandy flavoring.
- Chemistry majors sometimes get holes in the cotton jeans they wear to lab because of acid spills.

82. The properties of a mixture are typically averages of the properties of its components. The properties of a compound may differ dramatically from the properties of the elements that combine to produce the compound. For each process described below, state whether the material being discussed is most likely a mixture or a compound, and state whether the process is a chemical change or a physical change.
- An orange liquid is distilled, resulting in the collection of a yellow liquid and a red solid.
  - A colorless, crystalline solid is decomposed, yielding a pale yellow-green gas and a soft, shiny metal.
  - A cup of tea becomes sweeter as sugar is added to it.

### ▶ Connecting to Biochemistry

83. For a pharmacist dispensing pills or capsules, it is often easier to weigh the medication to be dispensed than to count the individual pills. If a single antibiotic capsule weighs 0.65 g, and a pharmacist weighs out 15.6 g of capsules, how many capsules have been dispensed?
84. Lipitor, a pharmaceutical drug that has been shown to lower “bad” cholesterol levels while raising “good” cholesterol levels in patients taking the drug, had over \$11 billion in sales in 2006. Assuming one 2.5-g pill contains 4.0% of the active ingredient by mass, what mass in kg of active ingredient is present in one bottle of 100. pills?



85. A children's pain relief elixir contains 80. mg acetaminophen per 0.50 teaspoon. The dosage recommended for a child who weighs between 24 and 35 lb is 1.5 teaspoons. What is the range of acetaminophen dosages, expressed in mg acetaminophen/kg body weight, for children who weigh between 24 and 35 lb?
86. This year, like many past years, you begin to feel very sleepy after eating a large helping of Thanksgiving turkey. Some people attribute this sleepiness to presence of the amino acid tryptophan in turkey. Tryptophan can be used by the body to produce serotonin, which can calm the brain's activity and help to bring on sleep.
- What mass in grams of tryptophan is in a 0.25-lb serving of turkey (assume tryptophan accounts for 1.0% of the turkey mass)?
  - What mass in grams of tryptophan is in 0.25 quart of milk (assume tryptophan accounts for 2.0% of milk by mass and that the density of milk is 1.04 kg/L)?
87. In recent years, there has been a large push for an increase in the use of renewable resources to produce the energy we need to power our vehicles. One of the newer fuels that has become more widely available is a mixture of 85% ethanol and 15% gasoline, E85. Despite being more environmentally friendly, one of the potential drawbacks of E85 fuel is that it produces less energy than conventional gasoline. Assume a car gets 28.0 mi/gal using gasoline at \$3.50/gal and 22.5 mi/gal using E85 at \$2.85/gal. How much will it cost to drive 500. miles using each fuel?
88. The active ingredient of aspirin tablets is acetylsalicylic acid, which has a density of 1.4 g/cm<sup>3</sup>. In a lab class, a student used paper chromatography to isolate another common ingredient of headache remedies. The isolated sample had a mass of 0.384 g and a volume of 0.32 cm<sup>3</sup>. Given the data in the following table, what was the other ingredient in the headache remedy?

#### Density Values for Potential Headache Remedies

Compound	Density (g/cm <sup>3</sup> )
White table sugar	0.70
Caffeine	1.2
Acetylsalicylic acid	1.4
Sodium chloride	2.2

89. Mercury poisoning is a debilitating disease that is often fatal. In the human body, mercury reacts with essential enzymes leading to irreversible inactivity of these enzymes. If the amount of mercury in a polluted lake is 0.4 μg Hg/mL, what is the total mass in kilograms of mercury in the lake? (The lake has a surface area of 100 mi<sup>2</sup> and an average depth of 20 ft.)
90. Consider the following organic substances (substances based on carbon). Which are pure substances and which are mixtures?
- milk
  - honey
  - benzene
  - an ear of corn
  - anhydrous ammonia (for fertilization)

- cough syrup
- ethanol
- E85 fuel (See Exercise 87.)

91. Which of the following are chemical changes? Which are physical changes?
- the cutting of food
  - interaction of food with saliva and digestive enzymes
  - proteins being broken down into amino acids
  - complex sugars being broken down into simple sugars
  - making maple syrup by heating maple sap to remove water through evaporation
  - DNA unwinding

### ► Additional Exercises

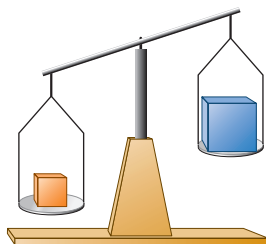
92. In Shakespeare's *Richard III*, the First Murderer says:

"Take that, and that! [*Stabs Clarence*]

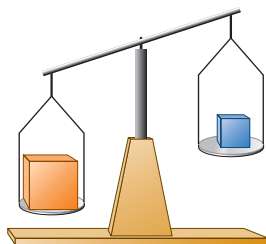
If that is not enough, I'll drown you in a malmsey butt within!"

Given that 1 butt = 126 gal, in how many liters of malmsey (a foul brew similar to mead) was the unfortunate Clarence about to be drowned?

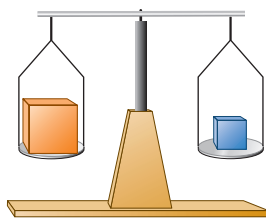
93. The contents of one 40. lb bag of topsoil will cover 10. square feet of ground to a depth of 1.0 inch. What number of bags are needed to cover a plot that measures 200. by 300. m to a depth of 4.0 cm?
94. In the opening scenes of the movie *Raiders of the Lost Ark*, Indiana Jones tries to remove a gold idol from a booby-trapped pedestal. He replaces the idol with a bag of sand of approximately equal volume. (Density of gold = 19.32 g/cm<sup>3</sup>; density of sand ≈ 2 g/cm<sup>3</sup>.)
- Did he have a reasonable chance of not activating the mass-sensitive booby trap?
  - In a later scene he and an unscrupulous guide play catch with the idol. Assume that the volume of the idol is about 1.0 L. If it were solid gold, what mass would the idol have? Is playing catch with it plausible?
95. A parsec is an astronomical unit of distance where 1 parsec = 3.26 light years (1 light year equals the distance traveled by light in one year). If the speed of light is 186,000 mi/s, calculate the distance in meters of an object that travels 9.6 parsecs.
96. Mars is roughly 60 million km from earth. How long does it take for a radio signal originating from earth to reach Mars? Radio signals travel at the speed of light, 186,000 mi/s.
97. A column of liquid is found to expand linearly on heating 5.25 cm for a 10.0°F rise in temperature. If the initial temperature of the liquid is 98.6°F, what will the final temperature be in °C if the liquid has expanded by 18.5 cm?
98. A 25.00-g sample of a solid is placed in a graduated cylinder and then the cylinder is filled to the 50.0-mL mark with benzene. The mass of benzene and solid together is 58.80 g. Assuming that the solid is insoluble in benzene and that the density of benzene is 0.880 g/cm<sup>3</sup>, calculate the density of the solid.
99. For each of the following, decide which block is more dense: the orange block, the blue block, or it cannot be determined. Explain your answers.



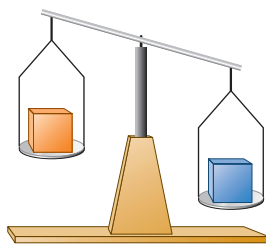
a.



b.



c.



d.

100. According to the *Official Rules of Baseball*, a baseball must have a circumference not more than 9.25 in or less than 9.00 in and a mass not more than 5.25 oz or less than 5.00 oz. What range of densities can a baseball be expected to have? Express this range as a single number with an accompanying uncertainty limit.
101. The density of an irregularly shaped object was determined as follows. The mass of the object was found to be  $28.90 \text{ g} \pm 0.03 \text{ g}$ . A graduated cylinder was partially filled with water. The reading of the level of the water was  $6.4 \text{ cm}^3 \pm 0.1 \text{ cm}^3$ . The object was dropped in the cylinder, and the level of the water rose to  $9.8 \text{ cm}^3 \pm 0.1 \text{ cm}^3$ . What is the density of the object with appropriate error limits? (See Appendix 1.5.)
102. The chemist in Example 1.14 did some further experiments. She found that the pipet used to measure the volume of the cleaner is accurate to  $\pm 0.03 \text{ cm}^3$ . The mass measurement is accurate to  $\pm 0.002 \text{ g}$ . Are these measurements sufficiently precise for the chemist to distinguish between isopropyl alcohol and ethanol?

### ► Challenge Problems

103. A rule of thumb in designing experiments is to avoid using a result that is the small difference between two large measured quantities. In terms of uncertainties in measurement, why is this good advice?
104. Draw a picture showing the markings (graduations) on glassware that would allow you to make each of the following volume measurements of water and explain your answers (the numbers given are as precise as possible).  
 a. 128.7 mL    b. 18 mL    c. 23.45 mL
- If you made the measurements of three samples of water and then poured all of the water together in one container, what total volume of water should you report? Support your answer.
105. Many times errors are expressed in terms of percentage. The percent error is the absolute value of the difference of the true value

and the experimental value, divided by the true value, and multiplied by 100.

$$\text{Percent error} = \frac{|\text{true value} - \text{experimental value}|}{\text{true value}} \times 100$$

Calculate the percent error for the following measurements.

- a. The density of an aluminum block determined in an experiment was  $2.64 \text{ g/cm}^3$ . (True value  $2.70 \text{ g/cm}^3$ .)
- b. The experimental determination of iron in iron ore was 16.48%. (True value 16.12%.)
- c. A balance measured the mass of a 1,000-g standard as 0.9981 g.

106. A person weighed 15 pennies on a balance and recorded the following masses:

3.112 g	3.109 g	3.059 g
2.467 g	3.079 g	2.518 g
3.129 g	2.545 g	3.050 g
3.053 g	3.054 g	3.072 g
3.081 g	3.131 g	3.064 g

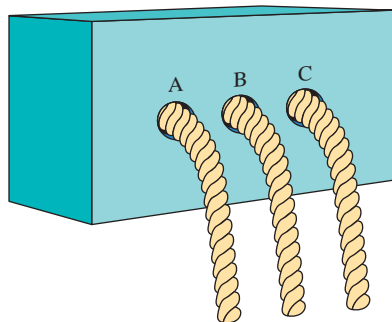
Curious about the results, he looked at the dates on each penny. Two of the light pennies were minted in 1983 and one in 1982. The dates on the 12 heavier pennies ranged from 1970 to 1982. Two of the 12 heavier pennies were minted in 1982.

- a. Do you think the Bureau of the Mint changed the way it made pennies? Explain.
- b. The person calculated the average mass of the 12 heavy pennies. He expressed this average as  $3.0828 \text{ g} \pm 0.0482 \text{ g}$ . What is wrong with the numbers in this result, and how should the value be expressed?
107. On October 21, 1982, the Bureau of the Mint changed the composition of pennies (see Exercise 106). Instead of an alloy of 95% Cu and 5% Zn by mass, a core of 99.2% Zn and 0.8% Cu with a thin shell of copper was adopted. The overall composition of the new penny was 97.6% Zn and 2.4% Cu by mass. Does this account for the difference in mass among the pennies in Exercise 106? Assume the volume of the individual metals that make up each penny can be added together to give the overall volume of the penny, and assume each penny is the same size. (Density of Cu =  $8.96 \text{ g/cm}^3$ ; density of Zn =  $7.14 \text{ g/cm}^3$ .)
108. Ethylene glycol is the main component in automobile antifreeze. To monitor the temperature of an auto cooling system, you intend to use a meter that reads from 0 to 100. You devise a new temperature scale based on the approximate melting and boiling points of a typical antifreeze solution ( $-45^\circ\text{C}$  and  $115^\circ\text{C}$ ). You wish these points to correspond to  $0^\circ\text{A}$  and  $100^\circ\text{A}$ , respectively.
- Derive an expression for converting between  $^\circ\text{A}$  and  $^\circ\text{C}$ .
  - Derive an expression for converting between  $^\circ\text{F}$  and  $^\circ\text{A}$ .
  - At what temperature would your thermometer and a Celsius thermometer give the same numerical reading?
  - Your thermometer reads  $86^\circ\text{A}$ . What is the temperature in  $^\circ\text{C}$  and in  $^\circ\text{F}$ ?
  - What is a temperature of  $45^\circ\text{C}$  in  $^\circ\text{A}$ ?
109. Sterling silver is a solid solution of silver and copper. If a piece of a sterling silver necklace has a mass of 105.0 g and a volume of

10.12 mL, calculate the mass percent of copper in the piece of necklace. Assume that the volume of silver present plus the volume of copper present equals the total volume. Refer to Table 1.5.

$$\text{Mass percent of copper} = \frac{\text{mass of copper}}{\text{total mass}} \times 100$$

- 110.** Use molecular-level (microscopic) drawings for each of the following.
- Show the differences between a gaseous mixture that is a homogeneous mixture of two different compounds, and a gaseous mixture that is a homogeneous mixture of a compound and an element.
  - Show the differences among a gaseous element, a liquid element, and a solid element.
- 111.** Confronted with the box shown in the diagram, you wish to discover something about its internal workings. You have no tools and cannot open the box. You pull on rope B, and it moves rather freely. When you pull on rope A, rope C appears to be pulled slightly into the box. When you pull on rope C, rope A almost disappears into the box.\*



- Based on these observations, construct a model for the interior mechanism of the box.
  - What further experiments could you do to refine your model?
- 112.** An experiment was performed in which an empty 100-mL graduated cylinder was weighed. It was weighed once again after it had been filled to the 10.0-mL mark with dry sand. A 10-mL pipet was used to transfer 10.00 mL of methanol to the cylinder. The sand–methanol mixture was stirred until bubbles no longer emerged from the mixture and the sand looked uniformly wet. The cylinder was then weighed again. Use the data obtained from this experiment (and displayed at the end of this problem) to find the density of the dry sand, the density of methanol, and the density of sand particles. Does the bubbling that occurs when the methanol is added to the dry sand indicate that the sand and methanol are reacting?

Mass of cylinder plus wet sand	45.2613 g
Mass of cylinder plus dry sand	37.3488 g
Mass of empty cylinder	22.8317 g
Volume of dry sand	10.0 mL
Volume of sand plus methanol	17.6 mL
Volume of methanol	10.00 mL

\*From Yoder, Suydam, and Snavely, *Chemistry* (New York: Harcourt Brace Jovanovich, 1975), pp. 9–11.

## ► Integrative Problems


These problems require the integration of multiple concepts to find the solutions.

- 113.** The U.S. trade deficit at the beginning of 2005 was \$475,000,000. If the wealthiest 1.00 percent of the U.S. population (297,000,000) contributed an equal amount of money to bring the trade deficit to \$0, how many dollars would each person contribute? If one of these people were to pay his or her share in nickels only, how many nickels are needed? Another person living abroad at the time decides to pay in pounds sterling (£). How many pounds sterling does this person contribute (assume a conversion rate of 1 £ = \$1.869)?
- 114.** The density of osmium is reported by one source to be 22610 kg/m<sup>3</sup>. What is this density in g/cm<sup>3</sup>? What is the mass of a block of osmium measuring 10.0 cm × 8.0 cm × 9.0 cm?
- 115.** At the Amundsen-Scott South Pole base station in Antarctica, when the temperature is −100.0°F, researchers who live there can join the “300 Club” by stepping into a sauna heated to 200.0°F then quickly running outside and around the pole that marks the South Pole. What are these temperatures in °C? What are these temperatures in K? If you measured the temperatures only in °C and K, can you become a member of the “300 Club” (that is, is there a 300.-degree difference between the temperature extremes when measured in °C and K)?

Text not available due to copyright restrictions

# Atoms, Molecules, and Ions

- 2.1** ▶ The Early History of Chemistry
- 2.2** ▶ Fundamental Chemical Laws
- 2.3** ▶ Dalton's Atomic Theory
- 2.4** ▶ Early Experiments to Characterize the Atom
  - The Electron
  - Radioactivity
  - The Nuclear Atom
- 2.5** ▶ The Modern View of Atomic Structure: An Introduction
- 2.6** ▶ Molecules and Ions
- 2.7** ▶ An Introduction to the Periodic Table
- 2.8** ▶ Naming Simple Compounds
  - Binary Ionic Compounds (Type I)
  - Formulas from Names
  - Binary Ionic Compounds (Type II)
  - Ionic Compounds with Polyatomic Ions
  - Binary Covalent Compounds (Type III)
  - Acids



Polarized light micrograph of crystals of tartaric acid.

Whether you're using OWL or WebAssign, you've got online tools designed to meet your learning style (see your professor to find out if either program is available with your textbook). To learn more go to [www.cengage.com/owl](http://www.cengage.com/owl) or [www.webassign.net/brookscole](http://www.webassign.net/brookscole).

- ▶ Improve your problem solving skills with **online homework**
- ▶ Get help where you need it with **tutorials**
- ▶ Read the book online with an interactive **e-Book**, which includes note taking and highlighting features
- ▶ See chemical interactions and demonstrations with **Visualizations** and **Simulations**
- ▶ Watch **Go Chemistry** mini video lectures playable on iPods, iPhones, and MP3 players
- ▶ Reinforce concepts from class with a video lesson from **Thinkwell**

**W**here does one start in learning chemistry? Clearly we must consider some essential vocabulary and something about the origins of the science before we can proceed very far. Thus, while Chapter 1 provided background on the fundamental ideas and procedures of science in general, Chapter 2 covers the specific chemical background necessary for understanding the material in the next few chapters. The coverage of these topics is necessarily brief at this point. We will develop these ideas more fully as it becomes appropriate to do so. A major goal of this chapter is to present the systems for naming chemical compounds to provide you with the vocabulary necessary to understand this book and to pursue your laboratory studies.

Because chemistry is concerned first and foremost with chemical changes, we will proceed as quickly as possible to a study of chemical reactions (Chapters 3 and 4). However, before we can discuss reactions, we must consider some fundamental ideas about atoms and how they combine.

## 2.1 ▶ The Early History of Chemistry

Chemistry has been important since ancient times. The processing of natural ores to produce metals for ornaments and weapons and the use of embalming fluids are just two applications of chemical phenomena that were utilized prior to 1000 B.C.

The Greeks were the first to try to explain why chemical changes occur. By about 400 B.C. they had proposed that all matter was composed of four fundamental substances: fire, earth, water, and air. The Greeks also considered the question of whether matter is continuous, and thus infinitely divisible into smaller pieces, or composed of small, indivisible particles. Supporters of the latter position were Demokritos\* of Abdera (c. 460–c. 370 B.C.) and Leucippos, who used the term *atomos* (which later became *atoms*) to describe these ultimate particles. However, because the Greeks had no experiments to test their ideas, no definitive conclusion could be reached about the divisibility of matter.

The next 2000 years of chemical history were dominated by a pseudoscience called *alchemy*. Some alchemists were mystics and fakes who were obsessed with the idea of turning cheap metals into gold. However, many alchemists were serious scientists, and this period saw important advances: The alchemists discovered several elements and learned to prepare the mineral acids.

The foundations of modern chemistry were laid in the sixteenth century with the development of systematic metallurgy (extraction of metals from ores) by a German, Georg Bauer (1494–1555), and the medicinal application of minerals by a Swiss

\*Democritus is an alternate spelling.

**Figure 2.1**

The Priestley Medal is the highest honor given by the American Chemical Society. It is named for Joseph Priestley, who was born in England on March 13, 1733. He performed many important scientific experiments, among them the discovery that a gas later identified as carbon dioxide could be dissolved in water to produce *seltzer*. Also, as a result of meeting Benjamin Franklin in London in 1766, Priestley became interested in electricity and was the first to observe that graphite was an electrical conductor. However, his greatest discovery occurred in 1774 when he isolated oxygen by heating mercuric oxide.

Because of his nonconformist political views, Priestley was forced to leave England. He died in the United States in 1804.

alchemist/physician known as Paracelsus (full name: Philippus Theophrastus Bombastus von Hohenheim [1493–1541]).

The first “chemist” to perform truly quantitative experiments was Robert Boyle (1627–1691), who carefully measured the relationship between the pressure and volume of air. When Boyle published his book *The Sceptical Chymist* in 1661, the quantitative sciences of physics and chemistry were born. In addition to his results on the quantitative behavior of gases, Boyle’s other major contribution to chemistry consisted of his ideas about the chemical elements. Boyle held no preconceived notion about the number of elements. In his view, a substance was an element unless it could be broken down into two or more simpler substances. As Boyle’s experimental definition of an element became generally accepted, the list of known elements began to grow, and the Greek system of four elements finally died. Although Boyle was an excellent scientist, he was not always right. For example, he clung to the alchemists’ views that metals were not true elements and that a way would eventually be found to change one metal into another.

The phenomenon of combustion evoked intense interest in the seventeenth and eighteenth centuries. The German chemist Georg Stahl (1660–1734) suggested that a substance he called “phlogiston” flowed out of the burning material. Stahl postulated that a substance burning in a closed container eventually stopped burning because the air in the container became saturated with phlogiston. Oxygen gas, discovered by Joseph Priestley (1733–1804),\* an English clergyman and scientist (Fig. 2.1), was found to support vigorous combustion and was thus supposed to be low in phlogiston. In fact, oxygen was originally called “dephlogisticated air.”

## 2.2 ► Fundamental Chemical Laws

By the late eighteenth century, combustion had been studied extensively; the gases carbon dioxide, nitrogen, hydrogen, and oxygen had been discovered; and the list of elements continued to grow. However, it was Antoine Lavoisier (1743–1794), a French chemist (Fig. 2.2), who finally explained the true nature of combustion, thus clearing the way for the tremendous progress that was made near the end of the eighteenth century. Lavoisier, like Boyle, regarded measurement as the essential operation of chemistry. His experiments, in which he carefully weighed the reactants and products of various reactions, suggested that *mass is neither created nor destroyed*. Lavoisier’s verification of this **law of conservation of mass** was the basis for the developments in chemistry in the nineteenth century. **Mass is neither created nor destroyed in a chemical reaction.**

Lavoisier’s quantitative experiments showed that combustion involved oxygen (which Lavoisier named), not phlogiston. He also discovered that life was supported by a process that also involved oxygen and was similar in many ways to combustion. In 1789 Lavoisier published the first modern chemistry textbook, *Elementary Treatise on Chemistry*, in which he presented a unified picture of the chemical knowledge assembled up to that time. Unfortunately, in the same year the text was published, the French Revolution broke out.

\*Oxygen gas was actually first observed by the Swedish chemist Karl W. Scheele (1742–1786), but because his results were published after Priestley’s, the latter is commonly credited with the discovery of oxygen.

Oxygen is from the French *oxygène*, meaning “generator of acid,” because it was initially considered to be an integral part of all acids.

Image not available due to copyright restrictions

Image not available due to copyright restrictions

Lavoisier, who had been associated with collecting taxes for the government, was executed on the guillotine as an enemy of the people in 1794.

After 1800, chemistry was dominated by scientists who, following Lavoisier's lead, performed careful weighing experiments to study the course of chemical reactions and to determine the composition of various chemical compounds. One of these chemists, a Frenchman, Joseph Proust (1754–1826), showed that *a given compound always contains exactly the same proportion of elements by mass*. For example, Proust found that the substance copper carbonate is always 5.3 parts copper to 4 parts oxygen to 1 part carbon (by mass). The principle of the constant composition of compounds, originally called “Proust's law,” is now known as the **law of definite proportion**. A given compound always contains exactly the same proportion of elements by mass.

Proust's discovery stimulated John Dalton (1766–1844), an English schoolteacher (Fig. 2.3), to think about atoms as the particles that might compose elements. Dalton reasoned that if elements were composed of tiny individual particles, a given compound should always contain the same combination of these atoms. This concept explained why the same relative masses of elements were always found in a given compound.

But Dalton discovered another principle that convinced him even more of the existence of atoms. He noted, for example, that carbon and oxygen form two different compounds that contain different relative amounts of carbon and oxygen, as shown by the following data:

Mass of Oxygen That Combines with 1 g of Carbon	
Compound I	1.33 g
Compound II	2.66 g

Dalton noted that compound II contains twice as much oxygen per gram of carbon as compound I, a fact that could easily be explained in terms of atoms. Compound I might

be CO, and compound II might be CO<sub>2</sub>.\* This principle, which was found to apply to compounds of other elements as well, became known as the **law of multiple proportions**: When two elements form a series of compounds, the ratios of the masses of the second element that combine with 1 gram of the first element can always be reduced to small whole numbers.

To make sure the significance of this observation is clear, in Example 2.1 we will consider data for a series of compounds consisting of nitrogen and oxygen.

### EXAMPLE 2.1 — Illustrating the Law of Multiple Proportions

The following data were collected for several compounds of nitrogen and oxygen:

	Mass of Nitrogen That Combines with 1 g of Oxygen
Compound A	1.750 g
Compound B	0.8750 g
Compound C	0.4375 g

Show how these data illustrate the law of multiple proportions.

#### Solution

For the law of multiple proportions to hold, the ratios of the masses of nitrogen combining with 1 gram of oxygen in each pair of compounds should be small whole numbers. We therefore compute the ratios as follows:

$$\frac{A}{B} = \frac{1.750}{0.8750} = \frac{2}{1}$$

$$\frac{B}{C} = \frac{0.8750}{0.4375} = \frac{2}{1}$$

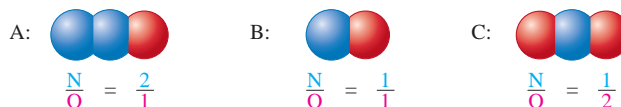
$$\frac{A}{C} = \frac{1.750}{0.4375} = \frac{4}{1}$$

These results support the law of multiple proportions.

#### SEE EXERCISES 2.35 AND 2.36

The significance of the data in Example 2.1 is that compound A contains twice as much nitrogen (N) per gram of oxygen (O) as does compound B and that compound B contains twice as much nitrogen per gram of oxygen as does compound C.

These data can be explained readily if the substances are composed of molecules made up of nitrogen atoms and oxygen atoms. For example, one set of possibilities for compounds A, B, and C is

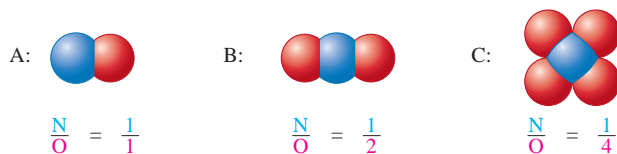


\*Subscripts are used to show the numbers of atoms present. The number 1 is understood (not written). The symbols for the elements and the writing of chemical formulas will be illustrated further in Sections 2.6 and 2.7.



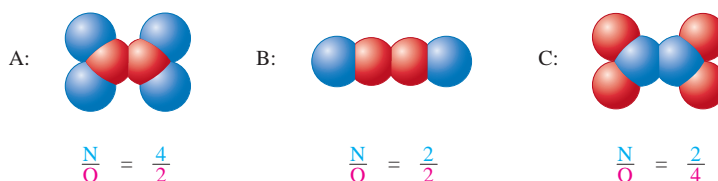
Now we can see that compound A contains two atoms of N for every atom of O, whereas compound B contains one atom of N per atom of O. That is, compound A contains twice as much nitrogen per given amount of oxygen as does compound B. Similarly, since compound B contains one N per O and compound C contains one N per *two* O's, the nitrogen content of compound C per given amount of oxygen is half that of compound B.

Another set of compounds that fits the data in Example 2.1 is



Verify for yourself that these compounds satisfy the requirements.

Still another set that works is



See if you can come up with still another set of compounds that satisfies the data in Example 2.1. How many more possibilities are there?

In fact, an infinite number of other possibilities exists. Dalton could not deduce absolute formulas from the available data on relative masses. However, the data on the composition of compounds in terms of the relative masses of the elements supported his hypothesis that each element consisted of a certain type of atom and that compounds were formed from specific combinations of atoms.

## 2.3 ► Dalton's Atomic Theory

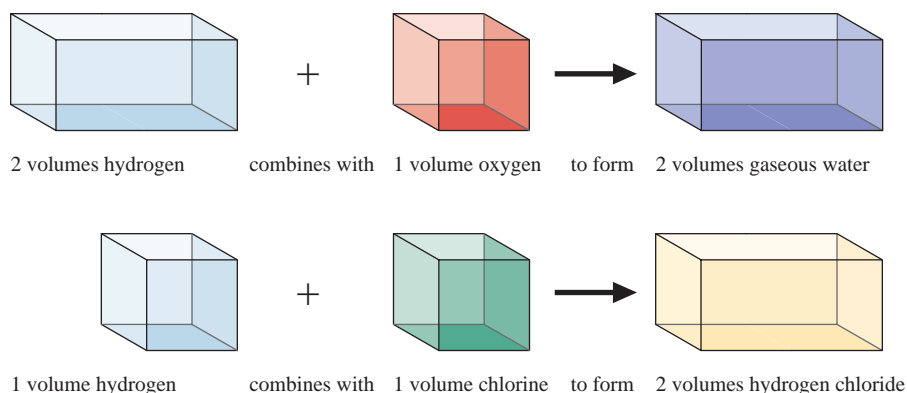
In 1808 Dalton published *A New System of Chemical Philosophy*, in which he presented his theory of atoms:

### Dalton's Atomic Theory

1. Each element is made up of tiny particles called atoms.
2. The atoms of a given element are identical; the atoms of different elements are different in some fundamental way or ways.
3. Chemical compounds are formed when atoms of different elements combine with each other. A given compound always has the same relative numbers and types of atoms.
4. Chemical reactions involve reorganization of the atoms—changes in the way they are bound together. The atoms themselves are not changed in a chemical reaction.

It is instructive to consider Dalton's reasoning on the relative masses of the atoms of the various elements. In Dalton's time water was known to be composed of the elements hydrogen and oxygen, with 8 grams of oxygen present for every 1 gram of hydrogen. If the formula for water were OH, an oxygen atom would have to have 8 times the mass of

These statements are a modern paraphrase of Dalton's ideas.

**Figure 2.4**

A representation of some of Gay-Lussac's experimental results on combining gas volumes.



Joseph Louis Gay-Lussac, a French physicist and chemist, was remarkably versatile. Although he is now known primarily for his studies on the combining of volumes of gases, Gay-Lussac was instrumental in the studies of many of the other properties of gases. Some of Gay-Lussac's motivation to learn about gases arose from his passion for ballooning. In fact, he made ascents to heights of over 4 miles to collect air samples, setting altitude records that stood for about 50 years. Gay-Lussac also was the codiscoverer of boron and the developer of a process for manufacturing sulfuric acid. As chief assayer of the French mint, Gay-Lussac developed many techniques for chemical analysis and invented many types of glassware now used routinely in labs. Gay-Lussac spent his last 20 years as a lawmaker in the French government.

There are seven elements that occur as diatomic molecules:



a hydrogen atom. However, if the formula for water were  $\text{H}_2\text{O}$  (two atoms of hydrogen for every oxygen atom), this would mean that each atom of oxygen is 16 times as massive as *each* atom of hydrogen (since the ratio of the mass of one oxygen to that of *two* hydrogens is 8 to 1). Because the formula for water was not then known, Dalton could not specify the relative masses of oxygen and hydrogen unambiguously. To solve the problem, Dalton made a fundamental assumption: He decided that nature would be as simple as possible. This assumption led him to conclude that the formula for water should be  $\text{OH}$ . He thus assigned hydrogen a mass of 1 and oxygen a mass of 8.

Using similar reasoning for other compounds, Dalton prepared the first table of **atomic masses** (sometimes called **atomic weights** by chemists, since mass is often determined by comparison to a standard mass—a process called *weighing*). Many of the masses were later proved to be wrong because of Dalton's incorrect assumptions about the formulas of certain compounds, but the construction of a table of masses was an important step forward.

Although not recognized as such for many years, the keys to determining absolute formulas for compounds were provided in the experimental work of the French chemist Joseph Gay-Lussac (1778–1850) and by the hypothesis of an Italian chemist named Amadeo Avogadro (1776–1856). In 1809 Gay-Lussac performed experiments in which he measured (under the same conditions of temperature and pressure) the volumes of gases that reacted with each other. For example, Gay-Lussac found that 2 volumes of hydrogen react with 1 volume of oxygen to form 2 volumes of gaseous water and that 1 volume of hydrogen reacts with 1 volume of chlorine to form 2 volumes of hydrogen chloride. These results are represented schematically in Fig. 2.4.

In 1811 Avogadro interpreted these results by proposing that *at the same temperature and pressure, equal volumes of different gases contain the same number of particles*. This assumption (called **Avogadro's hypothesis**) makes sense if the distances between the particles in a gas are very great compared with the sizes of the particles. Under these conditions, the volume of a gas is determined by the number of molecules present, not by the size of the individual particles.

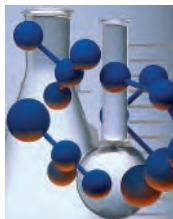
If Avogadro's hypothesis is correct, Gay-Lussac's result,

2 volumes of hydrogen react with 1 volume of oxygen  $\longrightarrow$  2 volumes of water vapor  
can be expressed as follows:

2 molecules\* of hydrogen react with 1 molecule of oxygen  $\longrightarrow$  2 molecules of water

These observations can best be explained by assuming that gaseous hydrogen, oxygen, and chlorine are all composed of diatomic (two-atom) molecules:  $\text{H}_2$ ,  $\text{O}_2$ , and  $\text{Cl}_2$ , respectively.

\*A *molecule* is a collection of atoms (see Section 2.6).



## chemical connections

### Berzelius, Selenium, and Silicon

Jöns Jakob Berzelius was probably the best experimental chemist of his generation and, given the crudeness of his laboratory equipment, maybe the best of all time. Unlike Lavoisier, who could afford to buy the best laboratory equipment available, Berzelius worked with minimal equipment in very plain surroundings. One of Berzelius's students described the Swedish chemist's workplace: "The laboratory consisted of two ordinary rooms with the very simplest arrangements; there were neither furnaces nor hoods, neither water system nor gas. Against the walls stood some closets with the chemicals, in the middle the mercury trough and

the blast lamp table. Beside this was the sink consisting of a stone water holder with a stopcock and a pot standing under it. [Next door in the kitchen] stood a small heating furnace."

In these simple facilities Berzelius performed more than 2000 experiments over a 10-year period to determine accurate atomic masses for the 50 elements then known. His success can be seen from the data in the table at left. These remarkably accurate values attest to his experimental skills and patience.

Besides his table of atomic masses, Berzelius made many other major contributions to chemistry. The most important of these was the invention of a simple set of symbols for the elements along with a system for writing the formulas of compounds to replace the awkward symbolic representations of the alchemists. Although some chemists, including Dalton, objected to the new system, it was gradually adopted and forms the basis of the system we use today.

In addition to these accomplishments, Berzelius discovered the elements cerium, thorium, selenium, and silicon. Of these elements, selenium and silicon are particularly important in today's world. Berzelius discovered

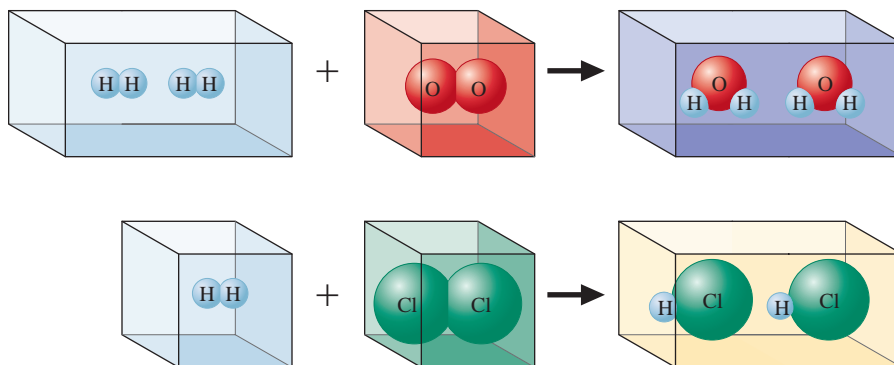
#### Comparison of Several of Berzelius's Atomic Masses with the Modern Values

Element	Atomic Mass	
	Berzelius's Value	Current Value
Chlorine	35.41	35.45
Copper	63.00	63.55
Hydrogen	1.00	1.01
Lead	207.12	207.2
Nitrogen	14.05	14.01
Oxygen	16.00	16.00
Potassium	39.19	39.10
Silver	108.12	107.87
Sulfur	32.18	32.07

Gay-Lussac's results can then be represented as shown in Fig. 2.5. (Note that this reasoning suggests that the formula for water is  $\text{H}_2\text{O}$ , not  $\text{OH}$  as Dalton believed.)

Unfortunately, Avogadro's interpretations were not accepted by most chemists, and a half-century of confusion followed, in which many different assumptions were made about formulas and atomic masses.

During the nineteenth century, painstaking measurements were made of the masses of various elements that combined to form compounds. From these experiments a list of relative atomic masses could be determined. One of the chemists involved in contributing to this list was a Swede named Jöns Jakob Berzelius (1779–1848), who discovered the elements cerium, selenium, silicon, and thorium and developed the modern symbols for the elements used in writing the formulas of compounds.



**Figure 2.5**

A representation of combining gases at the molecular level. The spheres represent atoms in the molecules.

### The Alchemists' Symbols for Some Common Elements and Compounds


Substance	Alchemists' Symbol
Silver	☾
Lead	♄
Tin	♃
Platinum	♁
Sulfuric acid	+ Ⓢ
Alcohol	☑
Sea salt	⊖

countries showed an inverse relationship between the cancer death rate and the selenium content of soil in a particular region (low cancer death rate in areas with high selenium content). Another research paper reported an inverse relationship between the selenium content of the blood and the incidence of breast cancer in women. A study reported in 1998 used the toenail clippings of 33,737

selenium in 1817 in connection with his studies of sulfuric acid. For years selenium's toxicity has been known, but only recently have we become aware that it may have a positive effect on human health. Studies have shown that trace amounts of selenium in the diet may protect people from heart disease and cancer. One study based on data from 27

men to show that selenium seems to protect against prostate cancer. Selenium is also found in the heart muscle and may play an important role in proper heart function. Because of these and other studies, selenium's reputation has improved, and many scientists are now studying its function in the human body.

Silicon is the second most abundant element in the earth's crust, exceeded only by oxygen. As we will see in Chapter 10, compounds involving silicon bonded to oxygen make up most of the earth's sand, rock, and soil. Berzelius prepared silicon in its pure form in 1824 by heating silicon tetrafluoride ( $\text{SiF}_4$ ) with potassium metal. Today, silicon forms the basis for the modern microelectronics industry centered near San Francisco in a place that has come to be known as "Silicon Valley." The technology of the silicon chip (see figure) with its printed



A silicon chip.

circuits has transformed computers from room-sized monsters with thousands of unreliable vacuum tubes to desktop and notebook-sized units with trouble-free "solid-state" circuitry.

See E. J. Holmyard, *Alchemy* (New York: Penguin Books, 1968).


## 2.4 ► Early Experiments to Characterize the Atom

On the basis of the work of Dalton, Gay-Lussac, Avogadro, and others, chemistry was beginning to make sense. The concept of atoms was clearly a good idea. Inevitably, scientists began to wonder about the nature of the atom. What is an atom made of, and how do the atoms of the various elements differ?

### The Electron

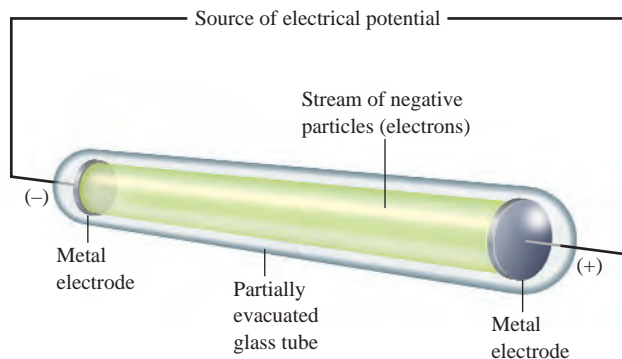
The first important experiments that led to an understanding of the composition of the atom were done by the English physicist J. J. Thomson (Fig. 2.6), who studied electrical discharges in partially evacuated tubes called **cathode-ray tubes** (Fig. 2.7) during the period from 1898 to 1903. Thomson found that when high voltage was applied to the tube, a "ray" he called a *cathode ray* (because it emanated from the negative electrode, or cathode) was produced. Because this ray was produced at the negative electrode and was repelled by the negative pole of an applied electric field (see Fig. 2.8), Thomson postulated that the ray was a stream of negatively charged particles, now called **electrons**. From experiments in which he measured the deflection of the beam of electrons in a magnetic field, Thomson determined the *charge-to-mass ratio* of an electron:

$$\frac{e}{m} = -1.76 \times 10^8 \text{ C/g}$$



**Figure 2.6**

J. J. Thomson (1856–1940) was an English physicist at Cambridge University. He received the Nobel Prize in physics in 1906.



**Figure 2.7**

A cathode-ray tube. The fast-moving electrons excite the gas in the tube, causing a glow between the electrodes. The green color in the photo is due to the response of the screen (coated with zinc sulfide) to the electron beam.

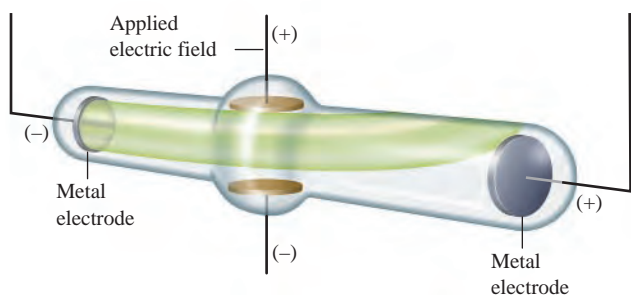
where  $e$  represents the charge on the electron in coulombs (C) and  $m$  represents the electron mass in grams.

One of Thomson's primary goals in his cathode-ray tube experiments was to gain an understanding of the structure of the atom. He reasoned that since electrons could be produced from electrodes made of various types of metals, *all* atoms must contain electrons. Since atoms were known to be electrically neutral, Thomson further assumed that atoms also must contain some positive charge. Thomson postulated that an atom consisted of a diffuse cloud of positive charge with the negative electrons embedded randomly in it. This model, shown in Fig. 2.9, is often called the *plum pudding model* because the electrons are like raisins dispersed in a pudding (the positive charge cloud), as in plum pudding, a favorite English dessert.

In 1909 Robert Millikan (1868–1953), working at the University of Chicago, performed very clever experiments involving charged oil drops. These experiments allowed him to determine the magnitude of the electron charge (see Fig. 2.10). With this value and the charge-to-mass ratio determined by Thomson, Millikan was able to calculate the mass of the electron as  $9.11 \times 10^{-31}$  kilogram.

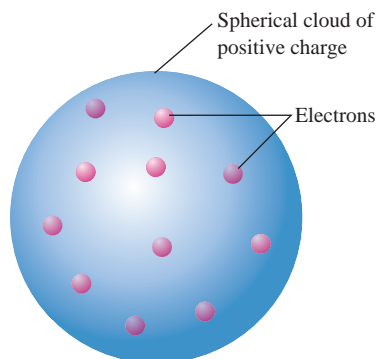
## Radioactivity

In the late nineteenth century scientists discovered that certain elements produce high-energy radiation. For example, in 1896 the French scientist Henri Becquerel found accidentally that a piece of a mineral containing uranium could produce its image on a photographic plate in the absence of light. He attributed this phenomenon to a spontaneous emission of



**Figure 2.8**

Deflection of cathode rays by an applied electric field.

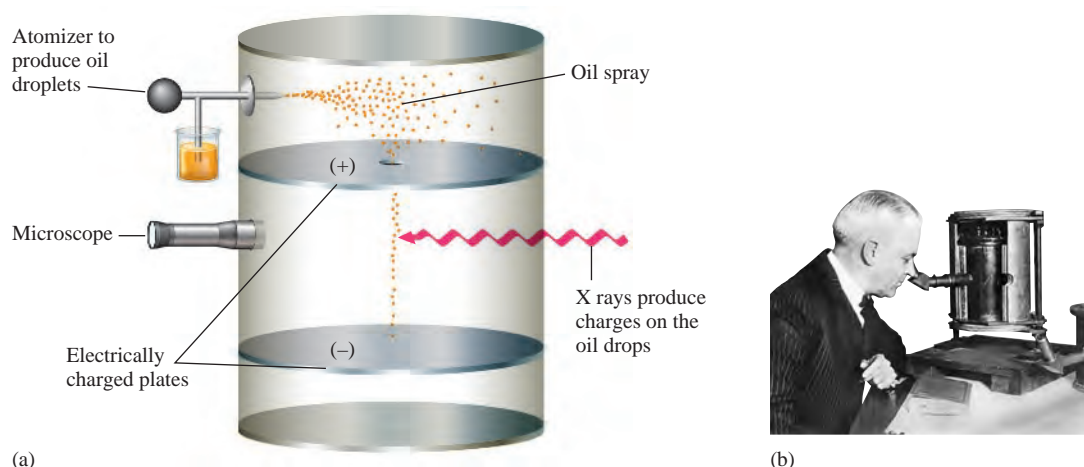


**Figure 2.9**

The plum pudding model of the atom.



A classic plum pudding in which the raisins represent the distribution of electrons in the atom.



**Figure 2.10**

(a) A schematic representation of the apparatus Millikan used to determine the charge on the electron. The fall of charged oil droplets due to gravity can be halted by adjusting the voltage across the two plates. This voltage and the mass of the oil drop can then be used to calculate the charge on the oil drop. Millikan's experiments showed that the charge on an oil drop is always a whole-number multiple of the electron charge. (b) Robert Millikan using his apparatus.



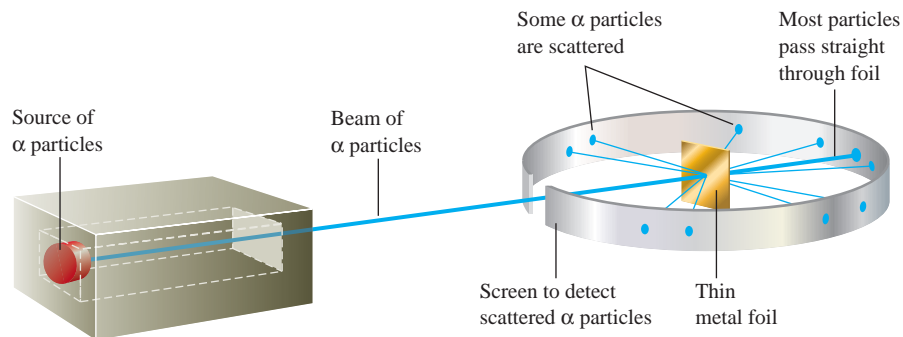
**Figure 2.11**

Ernest Rutherford (1871–1937) was born on a farm in New Zealand. In 1895 he placed second in a scholarship competition to attend Cambridge University but was awarded the scholarship when the winner decided to stay home and get married. As a scientist in England, Rutherford did much of the early work on characterizing radioactivity. He named the  $\alpha$  and  $\beta$  particles and the  $\gamma$  ray and coined the term *half-life* to describe an important attribute of radioactive elements. His experiments on the behavior of  $\alpha$  particles striking thin metal foils led him to postulate the nuclear atom. He also invented the name *proton* for the nucleus of the hydrogen atom. He received the Nobel Prize in chemistry in 1908.

radiation by the uranium, which he called **radioactivity**. Studies in the early twentieth century demonstrated three types of radioactive emission: gamma ( $\gamma$ ) rays, beta ( $\beta$ ) particles, and alpha ( $\alpha$ ) particles. A  $\gamma$  ray is high-energy “light”; a  $\beta$  particle is a high-speed electron; and an  $\alpha$  particle has a 2+ charge, that is, a charge twice that of the electron and with the opposite sign. The mass of an  $\alpha$  particle is 7300 times that of the electron. More modes of radioactivity are now known, and we will discuss them in Chapter 19. Here we will consider only  $\alpha$  particles because they were used in some crucial early experiments.

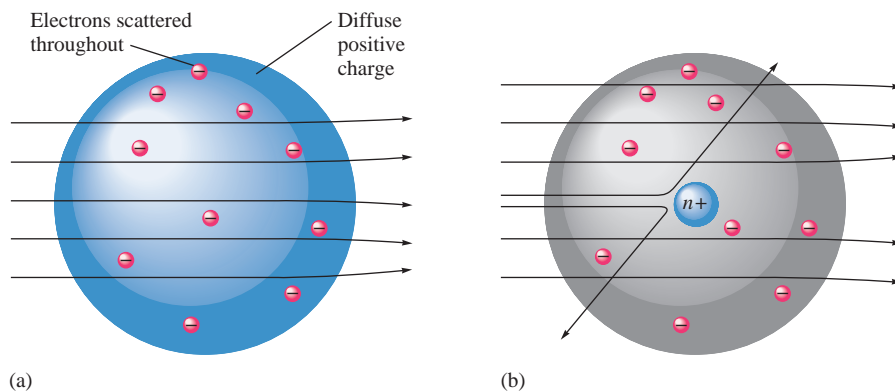
## The Nuclear Atom

In 1911 Ernest Rutherford (Fig. 2.11), who performed many of the pioneering experiments to explore radioactivity, carried out an experiment to test Thomson's plum pudding model. The experiment involved directing  $\alpha$  particles at a thin sheet of metal foil, as illustrated in Fig. 2.12. Rutherford reasoned that if Thomson's model were accurate, the massive  $\alpha$  particles should crash through the thin foil like cannonballs through gauze, as shown in Fig. 2.13(a). He expected the  $\alpha$  particles to travel through the foil with, at the most, very minor deflections in their paths. The results of the experiment were very different from those Rutherford anticipated. Although most of the  $\alpha$  particles passed



**Figure 2.12**

Rutherford's experiment on  $\alpha$ -particle bombardment of metal foil.

**Figure 2.13**

(a) The expected results of the metal foil experiment if Thomson's model were correct. (b) Actual results.

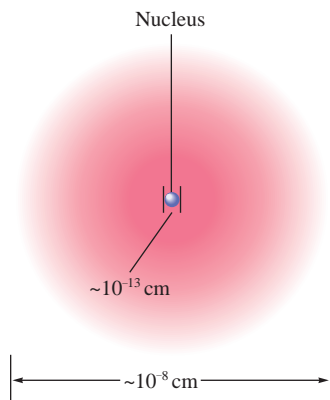
straight through, many of the particles were deflected at large angles, as shown in Fig. 2.13(b), and some were reflected, never hitting the detector. This outcome was a great surprise to Rutherford. (He wrote that this result was comparable with shooting a howitzer at a piece of paper and having the shell reflected back.)

Rutherford knew from these results that the plum pudding model for the atom could not be correct. The large deflections of the  $\alpha$  particles could be caused only by a center of concentrated positive charge that contains most of the atom's mass, as illustrated in Fig. 2.13(b). Most of the  $\alpha$  particles pass directly through the foil because the atom is mostly open space. The deflected  $\alpha$  particles are those that had a "close encounter" with the massive positive center of the atom, and the few reflected  $\alpha$  particles are those that made a "direct hit" on the much more massive positive center.

In Rutherford's mind these results could be explained only in terms of a **nuclear atom**—an atom with a dense center of positive charge (the **nucleus**) with electrons moving around the nucleus at a distance that is large relative to the nuclear radius.

## 2.5 ► The Modern View of Atomic Structure: An Introduction

The forces that bind the positively charged protons in the nucleus will be discussed in Chapter 19.

**Figure 2.14**

A nuclear atom viewed in cross section. Note that this drawing is not to scale.

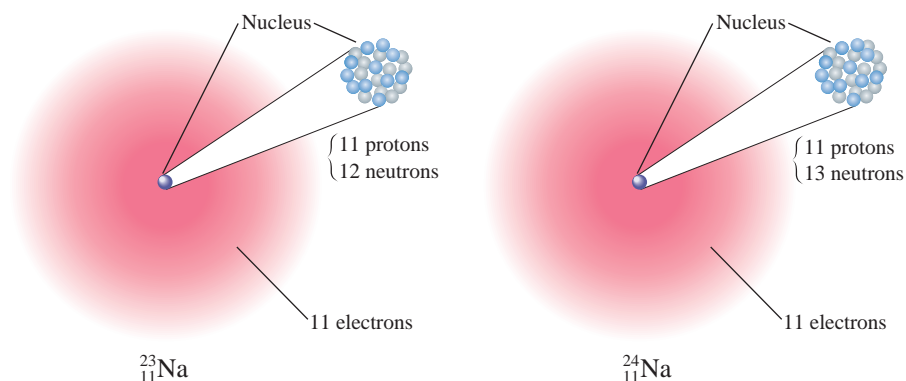
In the years since Thomson and Rutherford, a great deal has been learned about atomic structure. Because much of this material will be covered in detail in later chapters, only an introduction will be given here. The simplest view of the atom is that it consists of a tiny nucleus (with a diameter of about  $10^{-13}$  cm) and electrons that move about the nucleus at an average distance of about  $10^{-8}$  cm from it (see Fig. 2.14).

As we will see later, the chemistry of an atom mainly results from its electrons. For this reason, chemists can be satisfied with a relatively crude nuclear model. The nucleus is assumed to contain **protons**, which have a positive charge equal in magnitude to the electron's negative charge, and **neutrons**, which have virtually the same mass as a proton but no charge. The masses and charges of the electron, proton, and neutron are shown in Table 2.1.

**Table 2.1 ► The Mass and Charge of the Electron, Proton, and Neutron**

Particle	Mass	Charge*
Electron	$9.109 \times 10^{-31}$ kg	1-
Proton	$1.673 \times 10^{-27}$ kg	1+
Neutron	$1.675 \times 10^{-27}$ kg	None

\*The magnitude of the charge of the electron and the proton is  $1.60 \times 10^{-19}$  C.

**Figure 2.15**

Two isotopes of sodium. Both have 11 protons and 11 electrons, but they differ in the number of neutrons in their nuclei.

The *chemistry* of an atom arises from its electrons.



If the atomic nucleus were the size of this ball bearing, a typical atom would be the size of this stadium.

Mass number  $\rightarrow$   ${}^A_ZX$  ← Element symbol  
Atomic number  $\rightarrow$

Mass number  $\rightarrow$   ${}^{23}_{11}\text{Na}$  ← Element symbol  
Atomic number  $\rightarrow$

Two striking things about the nucleus are its small size compared with the overall size of the atom and its extremely high density. The tiny nucleus accounts for almost all the atom's mass. Its great density is dramatically demonstrated by the fact that a piece of nuclear material about the size of a pea would have a mass of 250 million tons!

An important question to consider at this point is, “If all atoms are composed of these same components, why do different atoms have different chemical properties?” The answer to this question lies in the number and the arrangement of the electrons. The electrons constitute most of the atomic volume and thus are the parts that “intermingle” when atoms combine to form molecules. Therefore, the number of electrons possessed by a given atom greatly affects its ability to interact with other atoms. As a result, the atoms of different elements, which have different numbers of protons and electrons, show different chemical behavior.

A sodium atom has 11 protons in its nucleus. Since atoms have no net charge, the number of electrons must equal the number of protons. Therefore, a sodium atom has 11 electrons moving around its nucleus. It is *always* true that a sodium atom has 11 protons and 11 electrons. However, each sodium atom also has neutrons in its nucleus, and different types of sodium atoms exist that have different numbers of neutrons. For example, consider the sodium atoms represented in Fig. 2.15. These two atoms are **isotopes**, or *atoms with the same number of protons but different numbers of neutrons*. Note that the symbol for one particular type of sodium atom is written

where the **atomic number**  $Z$  (number of protons) is written as a subscript, and the **mass number**  $A$  (the total number of protons and neutrons) is written as a superscript. (The particular atom represented here is called “sodium twenty-three.” It has 11 electrons, 11 protons, and 12 neutrons.) Because the chemistry of an atom is due to its electrons, isotopes show almost identical chemical properties. In nature most elements contain mixtures of isotopes.

**EXAMPLE 2.2****Writing the Symbols for Atoms**

Write the symbol for the atom that has an atomic number of 9 and a mass number of 19. How many electrons and how many neutrons does this atom have?

**Solution**

The atomic number 9 means the atom has 9 protons. This element is called *fluorine*, symbolized by F. The atom is represented as





and is called *fluorine nineteen*. Since the atom has 9 protons, it also must have 9 electrons to achieve electrical neutrality. The mass number gives the total number of protons and neutrons, which means that this atom has 10 neutrons.

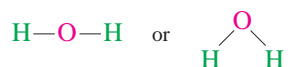
SEE EXERCISES 2.51 THROUGH 2.54

## 2.6 ► Molecules and Ions

From a chemist's viewpoint, the most interesting characteristic of an atom is its ability to combine with other atoms to form compounds. It was John Dalton who first recognized that chemical compounds are collections of atoms, but he could not determine the structure of atoms or their means for binding to each other. During the twentieth century we learned that atoms have electrons and that these electrons participate in bonding one atom to another. We will discuss bonding thoroughly in Chapters 8 and 9; here, we will introduce some simple bonding ideas that will be useful in the next few chapters.

The forces that hold atoms together in compounds are called **chemical bonds**. One way that atoms can form bonds is by *sharing electrons*. These bonds are called **covalent bonds**, and the resulting collection of atoms is called a **molecule**. Molecules can be represented in several different ways. The simplest method is the **chemical formula**, in which the symbols for the elements are used to indicate the types of atoms present and subscripts are used to indicate the relative numbers of atoms. For example, the formula for carbon dioxide is  $\text{CO}_2$ , meaning that each molecule contains 1 atom of carbon and 2 atoms of oxygen.

Examples of molecules that contain covalent bonds are hydrogen ( $\text{H}_2$ ), water ( $\text{H}_2\text{O}$ ), oxygen ( $\text{O}_2$ ), ammonia ( $\text{NH}_3$ ), and methane ( $\text{CH}_4$ ). More information about a molecule is given by its **structural formula**, in which the individual bonds are shown (indicated by lines). Structural formulas may or may not indicate the actual shape of the molecule. For example, water might be represented as

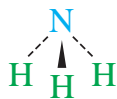


The structure on the right shows the actual shape of the water molecule. Scientists know from experimental evidence that the molecule looks like this. (We will study the shapes of molecules further in Chapter 8.)

The structural formula for ammonia is shown in the margin at left. Note that atoms connected to the central atom by dashed lines are behind the plane of the paper, and atoms connected to the central atom by wedges are in front of the plane of the paper.

In a compound composed of molecules, the individual molecules move around as independent units. For example, a molecule of methane gas can be represented in several ways. The structural formula for methane ( $\text{CH}_4$ ) is shown in Fig. 2.16(a). The **space-filling model** of methane, which shows the relative sizes of the atoms as well as their relative orientation in the molecule, is given in Fig. 2.16(b). **Ball-and-stick models** are also used to represent molecules. The ball-and-stick structure of methane is shown in Fig. 2.16(c).

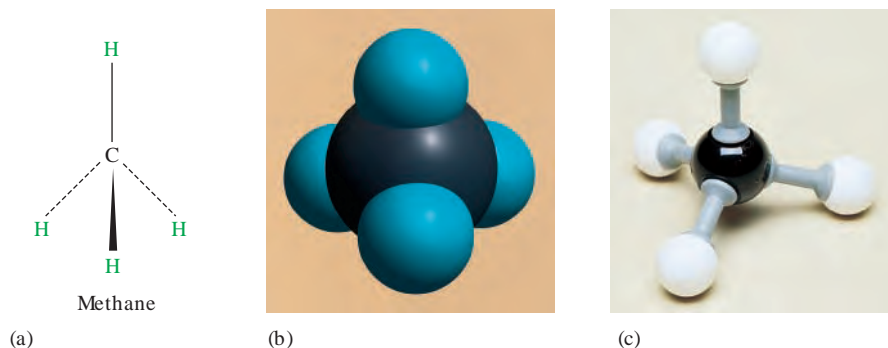
A second type of chemical bond results from attractions among ions. An **ion** is an atom or group of atoms that has a net positive or negative charge. The best-known ionic compound is common table salt, or sodium chloride, which forms when neutral chlorine and sodium react.



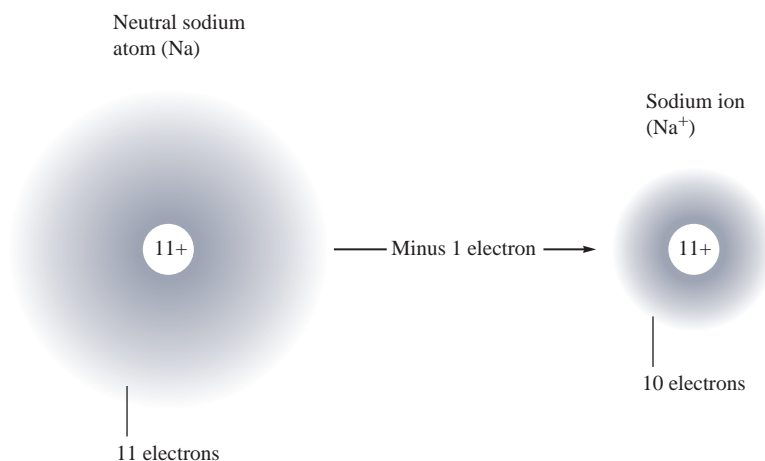
Ammonia

**Figure 2.16**

(a) The structural formula for methane. (b) Space-filling model of methane. This type of model shows both the relative sizes of the atoms in the molecule and their spatial relationships. (c) Ball-and-stick model of methane.



To see how the ions are formed, consider what happens when an electron is transferred from a sodium atom to a chlorine atom (the neutrons in the nuclei will be ignored):

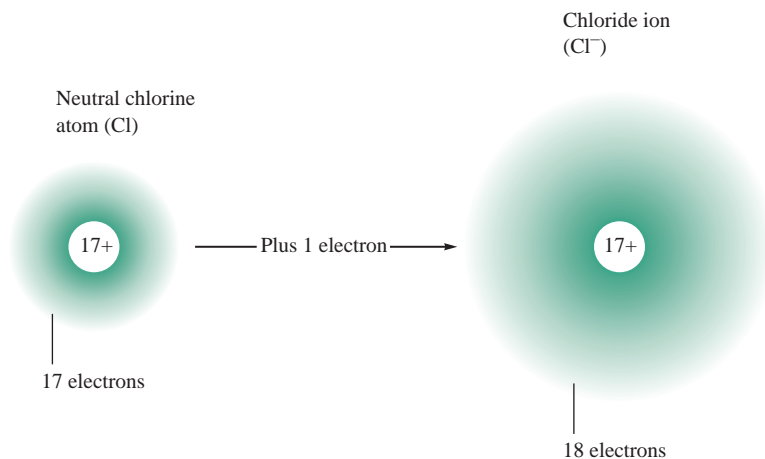


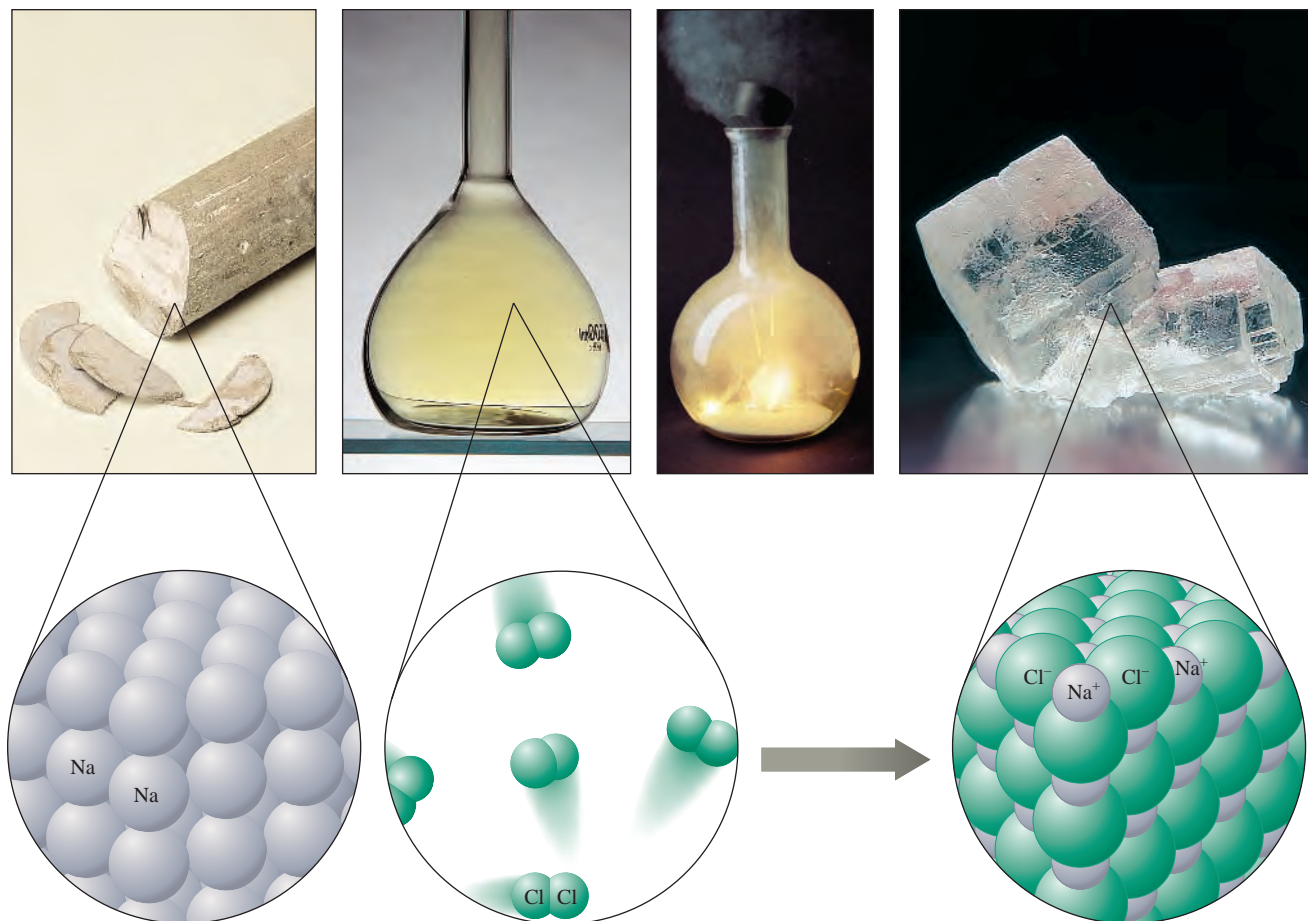
$\text{Na}^+$  is usually called the *sodium ion* rather than the sodium cation. Also  $\text{Cl}^-$  is called the *chloride ion* rather than the chloride anion. In general, when a specific ion is referred to, the word *ion* rather than *cation* or *anion* is used.

With one electron stripped off, the sodium, with its 11 protons and only 10 electrons, now has a net  $1+$  charge—it has become a *positive ion*. A positive ion is called a **cation**. The sodium ion is written as  $\text{Na}^+$ , and the process can be represented in shorthand form as



If an electron is added to chlorine,

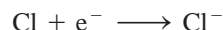




**Figure 2.17**


Sodium metal (which is so soft it can be cut with a knife and which consists of individual sodium atoms) reacts with chlorine gas (which contains  $\text{Cl}_2$  molecules) to form solid sodium chloride (which contains  $\text{Na}^+$  and  $\text{Cl}^-$  ions packed together).

the 18 electrons produce a net  $1-$  charge; the chlorine has become an *ion with a negative charge*—an **anion**. The chloride ion is written as  $\text{Cl}^-$ , and the process is represented as



Because anions and cations have opposite charges, they attract each other. This *force of attraction between oppositely charged ions* is called **ionic bonding**. As illustrated in Fig. 2.17, sodium metal and chlorine gas (a green gas composed of  $\text{Cl}_2$  molecules) react to form solid sodium chloride, which contains many  $\text{Na}^+$  and  $\text{Cl}^-$  ions packed together and forms the beautiful colorless cubic crystals shown in Fig. 2.17.

A solid consisting of oppositely charged ions is called an **ionic solid**. Ionic solids can consist of simple ions, as in sodium chloride, or of **polyatomic** (many atom) **ions**, as in ammonium nitrate ( $\text{NH}_4\text{NO}_3$ ), which contains ammonium ions ( $\text{NH}_4^+$ ) and nitrate ions ( $\text{NO}_3^-$ ). The ball-and-stick models of these ions are shown in Fig. 2.18.



**Figure 2.18**

Ball-and-stick models of the ammonium ion ( $\text{NH}_4^+$ ) and the nitrate ion ( $\text{NO}_3^-$ ). These ions are held together by covalent bonds.

## 2.7 ► An Introduction to the Periodic Table

In a room where chemistry is taught or practiced, a chart called the **periodic table** is almost certain to be found hanging on the wall. This chart shows all the known elements and gives a good deal of information about each. As our study of chemistry progresses, the usefulness of the periodic table will become more obvious. This section will simply introduce it to you.

Alkali metals		Transition metals										Halogens					Noble gases
1A	2A	3A	4A	5A	6A	7A	8A	9A	10A	11A	12A	13A	14A	15A	16A	17A	18A
1 H	2 He											5 B	6 C	7 N	8 O	9 F	10 Ne
3 Li	4 Be											13 Al	14 Si	15 P	16 S	17 Cl	18 Ar
11 Na	12 Mg	21 Sc	22 Ti	23 V	24 Cr	25 Mn	26 Fe	27 Co	28 Ni	29 Cu	30 Zn	31 Ga	32 Ge	33 As	34 Se	35 Br	36 Kr
19 K	20 Ca	39 Y	40 Zr	41 Nb	42 Mo	43 Tc	44 Ru	45 Rh	46 Pd	47 Ag	48 Cd	49 In	50 Sn	51 Sb	52 Te	53 I	54 Xe
37 Rb	38 Sr	57 La*	72 Hf	73 Ta	74 W	75 Re	76 Os	77 Ir	78 Pt	79 Au	80 Hg	81 Tl	82 Pb	83 Bi	84 Po	85 At	86 Rn
55 Cs	56 Ba	89 Ac†	104 Rf	105 Db	106 Sg	107 Bh	108 Hs	109 Mt	110 Ds	111 Rg	112 Uub	113 Uut	114 Uuq	115 Uup			118 Uuo
87 Fr	88 Ra																

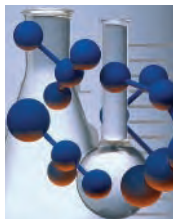
*Lanthanides	58 Ce	59 Pr	60 Nd	61 Pm	62 Sm	63 Eu	64 Gd	65 Tb	66 Dy	67 Ho	68 Er	69 Tm	70 Yb	71 Lu
†Actinides	90 Th	91 Pa	92 U	93 Np	94 Pu	95 Am	96 Cm	97 Bk	98 Cf	99 Es	100 Fm	101 Md	102 No	103 Lr

**Figure 2.19**  
The periodic table.

A simplified version of the periodic table is shown in Fig. 2.19. The letters in the boxes are the symbols for the elements; these abbreviations are based on the current element names or the original names (see Table 2.2). The number shown above each

**Table 2.2** ▶ The Symbols for the Elements That Are Based on the Original Names

Current Name	Original Name	Symbol
Antimony	Stibium	Sb
Copper	Cuprum	Cu
Iron	Ferrum	Fe
Lead	Plumbum	Pb
Mercury	Hydrargyrum	Hg
Potassium	Kalium	K
Silver	Argentum	Ag
Sodium	Natrium	Na
Tin	Stannum	Sn
Tungsten	Wolfram	W



## chemical connections

### Hassium Fits Right In

Hassium, element 108, does not exist in nature but must be made in a particle accelerator. It was first created in 1984 and can be made by shooting magnesium-26 ( ${}_{12}^{26}\text{Mg}$ ) atoms at curium-248 ( ${}_{96}^{248}\text{Cm}$ ) atoms. The collisions between these atoms produce some hassium-265 ( ${}_{108}^{265}\text{Hs}$ ) atoms. The position of hassium in the periodic table (see Fig. 2.19) in the vertical column containing iron, ruthenium, and osmium suggests that hassium should have chemical properties similar to these metals. However, it is not easy to test this prediction—only a few atoms of hassium can be made at a given time and they last for only about 9 seconds. Imagine having to get your next lab experiment done in 9 seconds!

Amazingly, a team of chemists from the Lawrence Berkeley National Laboratory in California, the Paul Scherrer Institute and the University of Bern in Switzerland, and the Institute of Nuclear Chemistry in Germany have done experiments to characterize the chemical behavior of hassium. For example, they have observed that hassium atoms react with oxygen to form a hassium oxide compound of the type expected from its position on the periodic table. The team has also measured other properties of hassium, including the energy released as it undergoes nuclear decay to another atom.

This work would have surely pleased Dmitri Mendeleev (see Fig. 7.24), who originally developed the periodic table and showed its power to predict chemical properties.

symbol is the *atomic number* (number of protons) for that element. For example, carbon (C) has atomic number 6, and lead (Pb) has atomic number 82. Most of the elements are **metals**. Metals have characteristic physical properties such as efficient conduction of heat and electricity, malleability (they can be hammered into thin sheets), ductility (they can be pulled into wires), and (often) a lustrous appearance. Chemically, metals tend to *lose* electrons to form positive ions. For example, copper is a typical metal. It is lustrous (although it tarnishes readily); it is an excellent conductor of electricity (it is widely used in electrical wires); and it is readily formed into various shapes, such as pipes for water systems. Copper is also found in many salts, such as the beautiful blue copper sulfate, in which copper is present as  $\text{Cu}^{2+}$  ions. Copper is a member of the transition metals—the metals shown in the center of the periodic table.

The relatively few **nonmetals** appear in the upper-right corner of the table (to the right of the heavy line in Fig. 2.19), except hydrogen, a nonmetal that resides in the upper-left corner. The nonmetals lack the physical properties that characterize the metals. Chemically, they tend to *gain* electrons in reactions with metals to form negative ions. Nonmetals often bond to each other by forming covalent bonds. For example, chlorine is a typical nonmetal. Under normal conditions it exists as  $\text{Cl}_2$  molecules; it reacts with metals to form salts containing  $\text{Cl}^-$  ions ( $\text{NaCl}$ , for example); and it forms covalent bonds with nonmetals (for example, hydrogen chloride gas,  $\text{HCl}$ ).

The periodic table is arranged so that elements in the same vertical columns (called **groups** or **families**) have *similar chemical properties*. For example, all of the **alkali metals**, members of Group 1A—lithium (Li), sodium (Na), potassium (K), rubidium (Rb), cesium (Cs), and francium (Fr)—are very active elements that readily form ions with a 1+ charge when they react with nonmetals. The members of Group 2A—beryllium (Be), magnesium (Mg), calcium (Ca), strontium (Sr), barium (Ba), and radium (Ra)—are called the **alkaline earth metals**. They all form ions with a 2+ charge when they react with nonmetals. The **halogens**, the members of Group 7A—fluorine (F), chlorine (Cl), bromine (Br), iodine (I), and astatine (At)—all form diatomic molecules. Fluorine, chlorine, bromine, and iodine all react with metals to form salts containing ions with a 1− charge ( $\text{F}^-$ ,  $\text{Cl}^-$ ,  $\text{Br}^-$ , and  $\text{I}^-$ ). The members of Group 8A—helium (He), neon (Ne), argon (Ar), krypton (Kr), xenon (Xe), and radon (Rn)—are known as the **noble gases**. They all exist under normal conditions as monatomic (single-atom) gases and have little chemical reactivity.

Metals tend to form positive ions;  
nonmetals tend to form negative ions.

Elements in the same vertical column in  
the periodic table form a *group* (or *family*)  
and generally have similar properties.



Samples of chlorine gas, liquid bromine, and solid iodine.

Note from Fig. 2.19 that alternate sets of symbols are used to denote the groups. The symbols 1A through 8A are the traditional designations, whereas the numbers 1 to 18 have been suggested recently. In this text the 1A to 8A designations will be used.

The horizontal rows of elements in the periodic table are called **periods**. Horizontal row 1 is called the *first period* (it contains H and He); row 2 is called the *second period* (elements Li through Ne); and so on.

We will learn much more about the periodic table as we continue with our study of chemistry. Meanwhile, when an element is introduced in this text, you should always note its position on the periodic table.

Another format of the periodic table will be discussed in Section 7.11.

## 2.8 ► Naming Simple Compounds

When chemistry was an infant science, there was no system for naming compounds. Names such as sugar of lead, blue vitrol, quicklime, Epsom salts, milk of magnesia, gypsum, and laughing gas were coined by early chemists. Such names are called *common names*. As chemistry grew, it became clear that using common names for compounds would lead to unacceptable chaos. Nearly 5 million chemical compounds are currently known. Memorizing common names for these compounds would be an impossible task.

The solution, of course, is to adopt a *system* for naming compounds in which the name tells something about the composition of the compound. After learning the system, a chemist given a formula should be able to name the compound or, given a name, should be able to construct the compound's formula. In this section we will specify the most important rules for naming compounds other than organic compounds (those based on chains of carbon atoms).

We will begin with the systems for naming inorganic **binary compounds**—compounds composed of two elements—which we classify into various types for easier recognition. We will consider both ionic and covalent compounds.

### Binary Ionic Compounds (Type I)

**Binary ionic compounds** contain a positive ion (cation) always written first in the formula and a negative ion (anion). In naming these compounds, the following rules apply:

#### Naming Type I Binary Compounds

1. The cation is always named first and the anion second.
2. A monatomic (meaning “one-atom”) cation takes its name from the name of the element. For example,  $\text{Na}^+$  is called sodium in the names of compounds containing this ion.
3. A monatomic anion is named by taking the root of the element name and adding *-ide*. Thus the  $\text{Cl}^-$  ion is called chloride.

A monatomic cation has the same name as its parent element.

Some common monatomic cations and anions and their names are given in Table 2.3.

The rules for naming binary ionic compounds are illustrated by the following examples:

In formulas of ionic compounds, simple ions are represented by the element symbol: Cl means  $\text{Cl}^-$ , Na means  $\text{Na}^+$ , and so on.

Compound	Ions Present	Name
NaCl	$\text{Na}^+$ , $\text{Cl}^-$	Sodium chloride
KI	$\text{K}^+$ , $\text{I}^-$	Potassium iodide
CaS	$\text{Ca}^{2+}$ , $\text{S}^{2-}$	Calcium sulfide
$\text{Li}_3\text{N}$	$\text{Li}^+$ , $\text{N}^{3-}$	Lithium nitride
CsBr	$\text{Cs}^+$ , $\text{Br}^-$	Cesium bromide
MgO	$\text{Mg}^{2+}$ , $\text{O}^{2-}$	Magnesium oxide

Table 2.3 ► Common Monatomic Cations and Anions

Cation	Name	Anion	Name
H <sup>+</sup>	Hydrogen	H <sup>-</sup>	Hydride
Li <sup>+</sup>	Lithium	F <sup>-</sup>	Fluoride
Na <sup>+</sup>	Sodium	Cl <sup>-</sup>	Chloride
K <sup>+</sup>	Potassium	Br <sup>-</sup>	Bromide
Cs <sup>+</sup>	Cesium	I <sup>-</sup>	Iodide
Be <sup>2+</sup>	Beryllium	O <sup>2-</sup>	Oxide
Mg <sup>2+</sup>	Magnesium	S <sup>2-</sup>	Sulfide
Ca <sup>2+</sup>	Calcium	N <sup>3-</sup>	Nitride
Ba <sup>2+</sup>	Barium	P <sup>3-</sup>	Phosphide
Al <sup>3+</sup>	Aluminum		

## EXAMPLE 2.3

## Naming Type I Binary Compounds

Name each binary compound.

- a. CsF    b. AlCl<sub>3</sub>    c. LiH

**Solution**

- a. CsF is cesium fluoride.  
 b. AlCl<sub>3</sub> is aluminum chloride.  
 c. LiH is lithium hydride.

Notice that, in each case, the cation is named first, and then the anion is named.

SEE EXERCISE 2.63

## Formulas from Names

So far we have started with the chemical formula of a compound and decided on its systematic name. The reverse process is also important. For example, given the name calcium chloride, we can write the formula as CaCl<sub>2</sub> because we know that calcium forms only Ca<sup>2+</sup> ions and that, since chloride is Cl<sup>-</sup>, two of these anions will be required to give a neutral compound.

## Binary Ionic Compounds (Type II)

In the binary ionic compounds considered earlier (Type I), the metal present forms only a single type of cation. That is, sodium forms only Na<sup>+</sup>, calcium forms only Ca<sup>2+</sup>, and so on. However, as we will see in more detail later in the text, there are many metals that form more than one type of positive ion and thus form more than one type of ionic compound with a given anion. For example, the compound FeCl<sub>2</sub> contains Fe<sup>2+</sup> ions, and the compound FeCl<sub>3</sub> contains Fe<sup>3+</sup> ions. In a case such as this, the *charge on the metal ion must be specified*. The systematic names for these two iron compounds are iron(II) chloride and iron(III) chloride, respectively, where the *Roman numeral indicates the charge of the cation*.

Another system for naming these ionic compounds that is seen in the older literature was used for metals that form only two ions. *The ion with the higher charge has a name ending in -ic, and the one with the lower charge has a name ending in -ous*. In this system, for example, Fe<sup>3+</sup> is called the ferric ion, and Fe<sup>2+</sup> is called the ferrous ion. The names for FeCl<sub>3</sub> and FeCl<sub>2</sub> are then ferric chloride and ferrous chloride, respectively. In this text we will use the system that employs Roman numerals. Table 2.4 lists the systematic names for many common type II cations.

Table 2.4 ► Common Type II Cations

Ion	Systematic Name
Fe <sup>3+</sup>	Iron(III)
Fe <sup>2+</sup>	Iron(II)
Cu <sup>2+</sup>	Copper(II)
Cu <sup>+</sup>	Copper(I)
Co <sup>3+</sup>	Cobalt(III)
Co <sup>2+</sup>	Cobalt(II)
Sn <sup>4+</sup>	Tin(IV)
Sn <sup>2+</sup>	Tin(II)
Pb <sup>4+</sup>	Lead(IV)
Pb <sup>2+</sup>	Lead(II)
Hg <sup>2+</sup>	Mercury(II)
Hg <sub>2</sub> <sup>2+</sup> *	Mercury(I)
Ag <sup>+</sup>	Silver <sup>†</sup>
Zn <sup>2+</sup>	Zinc <sup>†</sup>
Cd <sup>2+</sup>	Cadmium <sup>†</sup>

\*Note that mercury(I) ions always occur bound together to form Hg<sub>2</sub><sup>2+</sup> ions.

<sup>†</sup>Although these are transition metals, they form only one type of ion, and a Roman numeral is not used.

## EXAMPLE 2.4

## Formulas from Names for Type I Binary Compounds

Given the following systematic names, write the formula for each compound:

- potassium iodide
- calcium oxide
- gallium bromide

## Solution

Name	Formula	Comments
a. potassium iodide	KI	Contains $K^+$ and $I^-$ .
b. calcium oxide	CaO	Contains $Ca^{2+}$ and $O^{2-}$ .
c. gallium bromide	GaBr <sub>3</sub>	Contains $Ga^{3+}$ and $Br^-$ . Must have 3Br <sup>-</sup> to balance charge of Ga <sup>3+</sup> .

SEE EXERCISE 2.63

## EXAMPLE 2.5

## Naming Type II Binary Compounds

- Give the systematic name for each of the following compounds:
  - CuCl
  - HgO
  - Fe<sub>2</sub>O<sub>3</sub>
- Given the following systematic names, write the formula for each compound:
  - Manganese(IV) oxide
  - Lead(II) chloride

## Solution

All of these compounds include a metal that can form more than one type of cation. Thus we must first determine the charge on each cation. This can be done by recognizing that a compound must be electrically neutral; that is, the positive and negative charges must exactly balance.

1.

Formula	Name	Comments
a. CuCl	Copper(I) chloride	Because the anion is $Cl^-$ , the cation must be $Cu^+$ (for charge balance), which requires a Roman numeral I.
b. HgO	Mercury(II) oxide	Because the anion is $O^{2-}$ , the cation must be $Hg^{2+}$ [mercury(II)].
c. Fe <sub>2</sub> O <sub>3</sub>	Iron(III) oxide	The three $O^{2-}$ ions carry a total charge of 6-, so two $Fe^{3+}$ ions [iron(III)] are needed to give a 6+ charge.

2.

Name	Formula	Comments
a. Manganese(IV) oxide	MnO <sub>2</sub>	Two $O^{2-}$ ions (total charge 4-) are required by the $Mn^{4+}$ ion [manganese(IV)].
b. Lead(II) chloride	PbCl <sub>2</sub>	Two $Cl^-$ ions are required by the $Pb^{2+}$ ion [lead(II)] for charge balance.

Type II binary ionic compounds contain a metal that can form more than one type of cation.

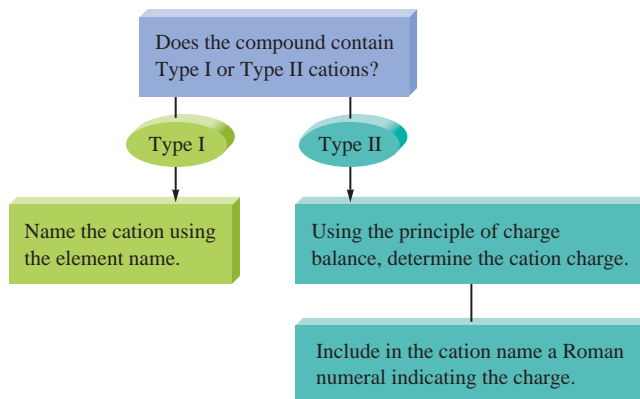
A compound must be electrically neutral.



Mercury(II) oxide.

SEE EXERCISE 2.64



**Figure 2.20**

Flowchart for naming binary ionic compounds.

A compound containing a transition metal usually requires a Roman numeral in its name.

Note that the use of a Roman numeral in a systematic name is required only in cases where more than one ionic compound forms between a given pair of elements. This case most commonly occurs for compounds containing transition metals, which often form more than one cation. Elements that form only one cation do not need to be identified by a Roman numeral. Common metals that do not require Roman numerals are the Group 1A elements, which form only 1+ ions; the Group 2A elements, which form only 2+ ions; and aluminum, which forms only  $\text{Al}^{3+}$ . The element silver deserves special mention at this point. In virtually all its compounds silver is found as the  $\text{Ag}^+$  ion. Therefore, although silver is a transition metal (and can potentially form ions other than  $\text{Ag}^+$ ), silver compounds are usually named without a Roman numeral. Thus  $\text{AgCl}$  is typically called silver chloride rather than silver(I) chloride, although the latter name is technically correct. Also, a Roman numeral is not used for zinc compounds, since zinc forms only the  $\text{Zn}^{2+}$  ion.

As shown in Example 2.5, when a metal ion is present that forms more than one type of cation, the charge on the metal ion must be determined by balancing the positive and negative charges of the compound. To do this you must be able to recognize the common cations and anions and know their charges (see Tables 2.3 and 2.5). The procedure for naming binary ionic compounds is summarized in Fig. 2.20.

**EXAMPLE 2.6****Naming Binary Compounds**

Various chromium compounds dissolved in water. From left to right:  $\text{CrCl}_2$ ,  $\text{K}_2\text{Cr}_2\text{O}_7$ ,  $\text{Cr}(\text{NO}_3)_3$ ,  $\text{CrCl}_3$ ,  $\text{K}_2\text{CrO}_4$ .

1. Give the systematic name for each of the following compounds:

- a.  $\text{CoBr}_2$     b.  $\text{CaCl}_2$     c.  $\text{Al}_2\text{O}_3$

2. Given the following systematic names, write the formula for each compound:

- a. Chromium(III) chloride  
b. Gallium iodide

**Solution**

1.

Formula	Name	Comments
a. $\text{CoBr}_2$	Cobalt(II) bromide	Cobalt is a transition metal; the compound name must have a Roman numeral. The two $\text{Br}^-$ ions must be balanced by a $\text{Co}^{2+}$ ion.

Formula	Name	Comments
b. $\text{CaCl}_2$	Calcium chloride	Calcium, an alkaline earth metal, forms only the $\text{Ca}^{2+}$ ion. A Roman numeral is not necessary.
c. $\text{Al}_2\text{O}_3$	Aluminum oxide	Aluminum forms only the $\text{Al}^{3+}$ ion. A Roman numeral is not necessary.

2.

Name	Formula	Comments
a. Chromium(III) chloride	$\text{CrCl}_3$	Chromium(III) indicates that $\text{Cr}^{3+}$ is present, so 3 $\text{Cl}^-$ ions are needed for charge balance.
b. Gallium iodide	$\text{GaI}_3$	Gallium always forms 3+ ions, so 3 $\text{I}^-$ ions are required for charge balance.

SEE EXERCISES 2.65 AND 2.66

The common Type I and Type II ions are summarized in Fig. 2.21. Also shown in Fig. 2.21 are the common monatomic ions.

### Ionic Compounds with Polyatomic Ions

Polyatomic ion formulas must be memorized.

We have not yet considered ionic compounds that contain polyatomic ions. For example, the compound ammonium nitrate,  $\text{NH}_4\text{NO}_3$ , contains the polyatomic ions  $\text{NH}_4^+$  and  $\text{NO}_3^-$ . Polyatomic ions are assigned special names that *must be memorized* to name the compounds containing them. The most important polyatomic ions and their names are listed in Table 2.5.

Note in Table 2.5 that several series of anions contain an atom of a given element and different numbers of oxygen atoms. These anions are called **oxyanions**. When there are two members in such a series, the name of the one with the smaller number of oxygen atoms ends in *-ite* and the name of the one with the larger number ends in *-ate*—for example, sulfite ( $\text{SO}_3^{2-}$ ) and sulfate ( $\text{SO}_4^{2-}$ ). When more than two oxyanions make up a series, *hypo-* (less than) and *per-* (more than) are used as prefixes to name the members of the series with the fewest and the most oxygen atoms, respectively. The best example involves the oxyanions containing chlorine, as shown in Table 2.5.

1A	2A									3A	4A	5A	6A	7A	8A
$\text{Li}^+$												$\text{N}^{3-}$	$\text{O}^{2-}$	$\text{F}^-$	
$\text{Na}^+$	$\text{Mg}^{2+}$									$\text{Al}^{3+}$			$\text{S}^{2-}$	$\text{Cl}^-$	
$\text{K}^+$	$\text{Ca}^{2+}$			$\text{Cr}^{2+}$ $\text{Cr}^{3+}$	$\text{Mn}^{2+}$ $\text{Mn}^{3+}$	$\text{Fe}^{2+}$ $\text{Fe}^{3+}$	$\text{Co}^{2+}$ $\text{Co}^{3+}$		$\text{Cu}^+$ $\text{Cu}^{2+}$	$\text{Zn}^{2+}$	$\text{Ga}^{3+}$			$\text{Br}^-$	
$\text{Rb}^+$	$\text{Sr}^{2+}$								$\text{Ag}^+$	$\text{Cd}^{2+}$		$\text{Sn}^{2+}$ $\text{Sn}^{4+}$		$\text{I}^-$	
$\text{Cs}^+$	$\text{Ba}^{2+}$									$\text{Hg}_2^{2+}$ $\text{Hg}^{2+}$		$\text{Pb}^{2+}$ $\text{Pb}^{4+}$			

**Figure 2.21**  
The common cations and anions.

	Common Type I cations		Common Type II cations		Common monatomic anions
--	-----------------------	--	------------------------	--	-------------------------

Table 2.5 ▶ Common Polyatomic Ions

Ion	Name	Ion	Name
$\text{Hg}_2^{2+}$	Mercury(I)	$\text{NCS}^-$ or $\text{SCN}^-$	Thiocyanate
$\text{NH}_4^+$	Ammonium	$\text{CO}_3^{2-}$	Carbonate
$\text{NO}_2^-$	Nitrite	$\text{HCO}_3^-$	Hydrogen carbonate (bicarbonate is a widely used common name)
$\text{NO}_3^-$	Nitrate		
$\text{SO}_3^{2-}$	Sulfite	$\text{ClO}^-$ or $\text{OCl}^-$	Hypochlorite
$\text{SO}_4^{2-}$	Sulfate	$\text{ClO}_2^-$	Chlorite
$\text{HSO}_4^-$	Hydrogen sulfate (bisulfate is a widely used common name)	$\text{ClO}_3^-$	Chlorate
		$\text{ClO}_4^-$	Perchlorate
$\text{OH}^-$	Hydroxide	$\text{C}_2\text{H}_3\text{O}_2^-$	Acetate
$\text{CN}^-$	Cyanide	$\text{MnO}_4^-$	Permanganate
$\text{PO}_4^{3-}$	Phosphate	$\text{Cr}_2\text{O}_7^{2-}$	Dichromate
$\text{HPO}_4^{2-}$	Hydrogen phosphate	$\text{CrO}_4^{2-}$	Chromate
$\text{H}_2\text{PO}_4^-$	Dihydrogen phosphate	$\text{O}_2^{2-}$	Peroxide
		$\text{C}_2\text{O}_4^{2-}$	Oxalate
		$\text{S}_2\text{O}_3^{2-}$	Thiosulfate

## EXAMPLE 2.7

## Naming Compounds Containing Polyatomic Ions

- Give the systematic name for each of the following compounds:
  - $\text{Na}_2\text{SO}_4$
  - $\text{KH}_2\text{PO}_4$
  - $\text{Fe}(\text{NO}_3)_3$
  - $\text{Mn}(\text{OH})_2$
  - $\text{Na}_2\text{SO}_3$
  - $\text{Na}_2\text{CO}_3$
- Given the following systematic names, write the formula for each compound:
  - Sodium hydrogen carbonate
  - Cesium perchlorate
  - Sodium hypochlorite
  - Sodium selenate
  - Potassium bromate

## Solution

1.

Formula	Name	Comments
a. $\text{Na}_2\text{SO}_4$	Sodium sulfate	
b. $\text{KH}_2\text{PO}_4$	Potassium dihydrogen phosphate	
c. $\text{Fe}(\text{NO}_3)_3$	Iron(III) nitrate	Transition metal—name must contain a Roman numeral. The $\text{Fe}^{3+}$ ion balances three $\text{NO}_3^-$ ions.
d. $\text{Mn}(\text{OH})_2$	Manganese(II) hydroxide	Transition metal—name must contain a Roman numeral. The $\text{Mn}^{2+}$ ion balances three $\text{OH}^-$ ions.
e. $\text{Na}_2\text{SO}_3$	Sodium sulfite	
f. $\text{Na}_2\text{CO}_3$	Sodium carbonate	

2.

Name	Formula	Comments
a. Sodium hydrogen carbonate	NaHCO <sub>3</sub>	Often called sodium bicarbonate.
b. Cesium perchlorate	CsClO <sub>4</sub>	
c. Sodium hypochlorite	NaOCl	
d. Sodium selenate	Na <sub>2</sub> SeO <sub>4</sub>	Atoms in the same group, like sulfur and selenium, often form similar ions that are named similarly. Thus SeO <sub>4</sub> <sup>2-</sup> is selenate, like SO <sub>4</sub> <sup>2-</sup> (sulfate).
e. Potassium bromate	KBrO <sub>3</sub>	As above, BrO <sub>3</sub> <sup>-</sup> is bromate, like ClO <sub>3</sub> <sup>-</sup> (chlorate).

SEE EXERCISES 2.67 AND 2.68

## Binary Covalent Compounds (Type III)

In *binary covalent compounds*, the element names follow the same rules as for binary ionic compounds.

**Binary covalent compounds** are formed between *two nonmetals*. Although these compounds do not contain ions, they are named very similarly to binary ionic compounds.

### Naming Binary Covalent Compounds

1. The first element in the formula is named first, using the full element name.
2. The second element is named as if it were an anion.
3. Prefixes are used to denote the numbers of atoms present. These prefixes are given in Table 2.6.
4. The prefix *mono-* is never used for naming the first element. For example, CO is called carbon monoxide, *not* monocarbon monoxide.

To see how these rules apply, we will now consider the names of the several covalent compounds formed by nitrogen and oxygen:

Prefix	Number Indicated
<i>mono-</i>	1
<i>di-</i>	2
<i>tri-</i>	3
<i>tetra-</i>	4
<i>penta-</i>	5
<i>hexa-</i>	6
<i>hepta-</i>	7
<i>octa-</i>	8
<i>nona-</i>	9
<i>deca-</i>	10

Compound	Systematic Name	Common Name
N <sub>2</sub> O	Dinitrogen monoxide	Nitrous oxide
NO	Nitrogen monoxide	Nitric oxide
NO <sub>2</sub>	Nitrogen dioxide	
N <sub>2</sub> O <sub>3</sub>	Dinitrogen trioxide	
N <sub>2</sub> O <sub>4</sub>	Dinitrogen tetroxide	
N <sub>2</sub> O <sub>5</sub>	Dinitrogen pentoxide	

Notice from the preceding examples that to avoid awkward pronunciations, we often drop the final *o* or *a* of the prefix when the element begins with a vowel. For example, N<sub>2</sub>O<sub>4</sub> is called dinitrogen tetroxide, *not* dinitrogen tetraoxide, and CO is called carbon monoxide, *not* carbon monooxide.

Some compounds are always referred to by their common names. Three examples are water, ammonia, and hydrogen peroxide. The systematic names for H<sub>2</sub>O, NH<sub>3</sub>, and H<sub>2</sub>O<sub>2</sub> are never used.

**EXAMPLE 2.8** Naming Type III Binary Compounds

- Name each of the following compounds:
  - $\text{PCl}_5$
  - $\text{PCl}_3$
  - $\text{SO}_2$
- From the following systematic names, write the formula for each compound:
  - Sulfur hexafluoride
  - Sulfur trioxide
  - Carbon dioxide

**Solution**

1.

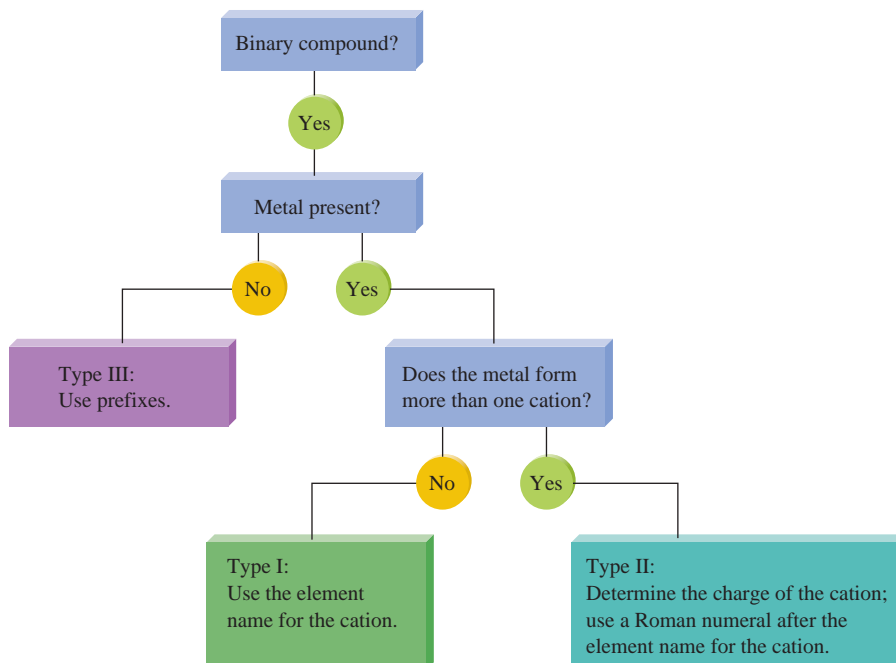
Formula	Name
a. $\text{PCl}_5$	Phosphorus pentachloride
b. $\text{PCl}_3$	Phosphorus trichloride
c. $\text{SO}_2$	Sulfur dioxide

2.

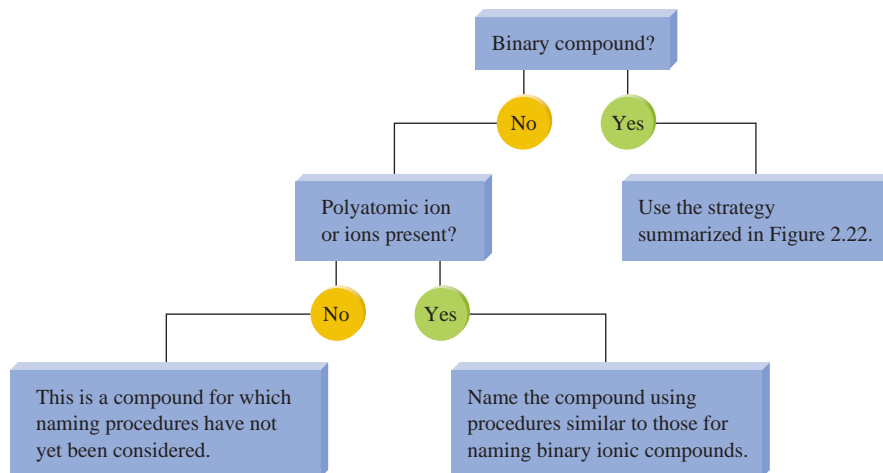
Name	Formula
a. Sulfur hexafluoride	$\text{SF}_6$
b. Sulfur trioxide	$\text{SO}_3$
c. Carbon dioxide	$\text{CO}_2$

**SEE EXERCISES 2.69 AND 2.70**

The rules for naming binary compounds are summarized in Fig. 2.22. Prefixes to indicate the number of atoms are used only in Type III binary compounds (those containing two nonmetals). An overall strategy for naming compounds is given in Fig. 2.23.


**Figure 2.22**

A flowchart for naming binary compounds.

**Figure 2.23**

Overall strategy for naming chemical compounds.

**EXAMPLE 2.9****Naming Various Types of Compounds**

- Give the systematic name for each of the following compounds:
  - $P_4O_{10}$
  - $Nb_2O_5$
  - $Li_2O_2$
  - $Ti(NO_3)_4$
- Given the following systematic names, write the formula for each compound:
  - Vanadium(V) fluoride
  - Dioxygen difluoride
  - Rubidium peroxide
  - Gallium oxide

**Solution**

1.

Compound	Name	Comment
a. $P_4O_{10}$	Tetraphosphorus decaoxide	Binary covalent compound (Type III), so prefixes are used. The <i>a</i> in <i>deca-</i> is sometimes dropped.
b. $Nb_2O_5$	Niobium(V) oxide	Type II binary compound containing $Nb^{5+}$ and $O^{2-}$ ions. Niobium is a transition metal and requires a Roman numeral.
c. $Li_2O_2$	Lithium peroxide	Type I binary compound containing the $Li^+$ and $O_2^{2-}$ (peroxide) ions.
d. $Ti(NO_3)_4$	Titanium(IV) nitrate	Not a binary compound. Contains the $Ti^{4+}$ and $NO_3^-$ ions. Titanium is a transition metal and requires a Roman numeral.

2.

Name	Chemical Formula	Comment
a. Vanadium(V) fluoride	$\text{VF}_5$	The compound contains $\text{V}^{5+}$ ions and requires five $\text{F}^-$ ions for charge balance.
b. Dioxygen difluoride	$\text{O}_2\text{F}_2$	The prefix <i>di-</i> indicates two of each atom.
c. Rubidium peroxide	$\text{Rb}_2\text{O}_2$	Because rubidium is in Group 1A, it forms only $1+$ ions. Thus two $\text{Rb}^+$ ions are needed to balance the $2-$ charge on the peroxide ion ( $\text{O}_2^{2-}$ ).
d. Gallium oxide	$\text{Ga}_2\text{O}_3$	Because gallium is in Group 3A, like aluminum, it forms only $3+$ ions. Two $\text{Ga}^{3+}$ ions are required to balance the charge on three $\text{O}^{2-}$ ions.

SEE EXERCISES 2.71, 2.75, AND 2.76

Acids can be recognized by the hydrogen that appears first in the formula.

## Acids

When dissolved in water, certain molecules produce a solution containing free  $\text{H}^+$  ions (protons). These substances, **acids**, will be discussed in detail in Chapters 4, 14, and 15. Here we will simply present the rules for naming acids.

An acid is a molecule in which one or more  $\text{H}^+$  ions are attached to an anion. The rules for naming acids depend on whether the anion contains oxygen. If the name of the *anion ends in -ide*, the acid is named with the prefix *hydro-* and the suffix *-ic*. For example, when gaseous  $\text{HCl}$  is dissolved in water, it forms hydrochloric acid. Similarly,  $\text{HCN}$  and  $\text{H}_2\text{S}$  dissolved in water are called hydrocyanic and hydrosulfuric acids, respectively.

When the *anion contains oxygen*, the acidic name is formed from the root name of the anion with a suffix of *-ic* or *-ous*, depending on the name of the anion.

1. If the anion name ends in *-ate*, the suffix *-ic* is added to the root name. For example,  $\text{H}_2\text{SO}_4$  contains the sulfate anion ( $\text{SO}_4^{2-}$ ) and is called sulfuric acid;  $\text{H}_3\text{PO}_4$  contains the phosphate anion ( $\text{PO}_4^{3-}$ ) and is called phosphoric acid; and  $\text{HC}_2\text{H}_3\text{O}_2$  contains the acetate ion ( $\text{C}_2\text{H}_3\text{O}_2^-$ ) and is called acetic acid.
2. If the anion has an *-ite* ending, the *-ite* is replaced by *-ous*. For example,  $\text{H}_2\text{SO}_3$ , which contains sulfite ( $\text{SO}_3^{2-}$ ), is named sulfurous acid; and  $\text{HNO}_2$ , which contains nitrite ( $\text{NO}_2^-$ ), is named nitrous acid.

The application of these rules can be seen in the names of the acids of the oxyanions of chlorine:

Acid	Anion	Name
$\text{HClO}_4$	Perchlorate	Perchloric acid
$\text{HClO}_3$	Chlorate	Chloric acid
$\text{HClO}_2$	Chlorite	Chlorous acid
$\text{HClO}$	Hypochlorite	Hypochlorous acid

The names of the most important acids are given in Tables 2.7 and 2.8. An overall strategy for naming acids is shown in Fig. 2.24.

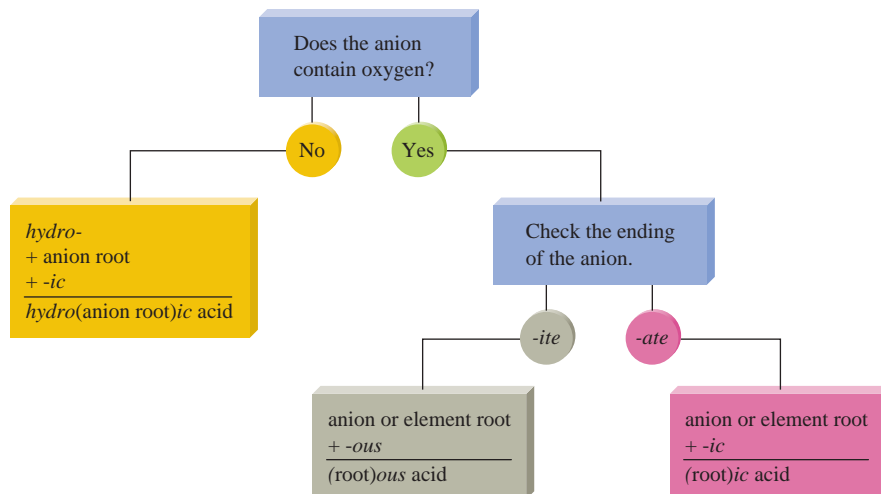
**Table 2.7** ▶ Names of Acids\* That Do Not Contain Oxygen

Acid	Name
$\text{HF}$	Hydrofluoric acid
$\text{HCl}$	Hydrochloric acid
$\text{HBr}$	Hydrobromic acid
$\text{HI}$	Hydroiodic acid
$\text{HCN}$	Hydrocyanic acid
$\text{H}_2\text{S}$	Hydrosulfuric acid

\*Note that these acids are aqueous solutions containing these substances.

**Table 2.8** ▶ Names of Some Oxygen-Containing Acids

Acid	Name
$\text{HNO}_3$	Nitric acid
$\text{HNO}_2$	Nitrous acid
$\text{H}_2\text{SO}_4$	Sulfuric acid
$\text{H}_2\text{SO}_3$	Sulfurous acid
$\text{H}_3\text{PO}_4$	Phosphoric acid
$\text{HC}_2\text{H}_3\text{O}_2$	Acetic acid

**Figure 2.24**

A flowchart for naming acids. An acid is best considered as one or more  $\text{H}^+$  ions attached to an anion.

## For Review

### ► Key Terms

#### Section 2.2

law of conservation of mass  
law of definite proportion  
law of multiple proportions

#### Section 2.3

atomic masses  
atomic weights  
Avogadro's hypothesis

#### Section 2.4

cathode-ray tubes  
electrons  
radioactivity  
nuclear atom  
nucleus

#### Section 2.5

proton  
neutron  
isotopes  
atomic number  
mass number

#### Section 2.6

chemical bond  
covalent bond  
molecule  
chemical formula  
structural formula  
space-filling model  
ball-and-stick model  
ion  
cation  
anion  
ionic bond

#### Fundamental laws

- Conservation of mass
- Definite proportion
- Multiple proportions

#### Dalton's atomic theory

- All elements are composed of atoms.
- All atoms of a given element are identical.
- Chemical compounds are formed when atoms combine.
- Atoms are not changed in chemical reactions but the way they are bound together changes.

#### Early atomic experiments and models

- Thomson model
- Millikan experiment
- Rutherford experiment
- Nuclear model

#### Atomic structure

- Small dense nucleus contains protons and neutrons.
  - Protons—positive charge
  - Neutrons—no charge
- Electrons reside outside the nucleus in the relatively large remaining atomic volume.
  - Electrons—negative charge, small mass (1/1840 of proton)
- Isotopes have the same atomic number but different mass numbers.

#### Atoms combine to form molecules by sharing electrons to form covalent bonds.

- Molecules are described by chemical formulas.
- Chemical formulas show number and type of atoms.
  - Structural formula
  - Ball-and-stick model
  - Space-filling model



ionic solid  
polyatomic ion

### Section 2.7

periodic table  
metal  
nonmetal  
group (family)  
alkali metals  
alkaline earth metals  
halogens  
noble gases  
period

### Section 2.8

binary compounds  
binary ionic compounds  
oxyanions  
binary covalent compounds  
acid

#### Formation of ions

- Cation—formed by loss of an electron, positive charge
- Anion—formed by gain of an electron, negative charge
- Ionic bonds—formed by interaction of cations and anions

#### The periodic table organizes elements in order of increasing atomic number.

- Elements with similar properties are in columns, or groups.
- Metals are in the majority and tend to form cations.
- Nonmetals tend to form anions.

#### Compounds are named using a system of rules depending on the type of compound.

- Binary compounds
  - Type I—contain a metal that always forms the same cation
  - Type II—contain a metal that can form more than one cation
  - Type III—contain two nonmetals
- Compounds containing a polyatomic ion

#### REVIEW QUESTIONS

1. Use Dalton's atomic theory to account for each of the following.
  - a. the law of conservation of mass
  - b. the law of definite proportion
  - c. the law of multiple proportions
2. What evidence led to the conclusion that cathode rays had a negative charge?
3. What discoveries were made by J. J. Thomson, Henri Becquerel, and Lord Rutherford? How did Dalton's model of the atom have to be modified to account for these discoveries?
4. Consider Ernest Rutherford's alpha-particle bombardment experiment illustrated in Fig. 2.12. How did the results of this experiment lead Rutherford away from the plum pudding model of the atom to propose the nuclear model of the atom?
5. Do the proton and the neutron have exactly the same mass? How do the masses of the proton and neutron compare to the mass of the electron? Which particles make the greatest contribution to the mass of an atom? Which particles make the greatest contribution to the chemical properties of an atom?
6. What is the distinction between atomic number and mass number? Between mass number and atomic mass?
7. Distinguish between the terms *family* and *period* in connection with the periodic table. For which of these terms is the term *group* also used?
8. The compounds  $\text{AlCl}_3$ ,  $\text{CrCl}_3$ , and  $\text{ICl}_3$  have similar formulas, yet each follows a different set of rules to name it. Name these compounds, and then compare and contrast the nomenclature rules used in each case.
9. When metals react with nonmetals, an ionic compound generally results. What is the predicted general formula for the compound formed between an alkali metal and sulfur? Between an alkaline earth metal and nitrogen? Between aluminum and a halogen?
10. How would you name  $\text{HBrO}_4$ ,  $\text{KIO}_3$ ,  $\text{NaBrO}_2$ , and  $\text{HIO}$ ? Refer to Table 2.5 and the acid nomenclature discussion in the text.

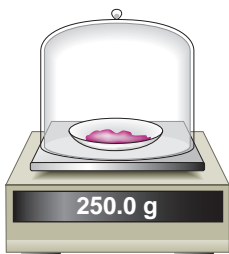
## ► Active Learning Questions

These questions are designed to be used by groups of students in class.

- Which of the following is true about an individual atom? Explain.
  - An individual atom should be considered to be a solid.
  - An individual atom should be considered to be a liquid.
  - An individual atom should be considered to be a gas.
  - The state of the atom depends on which element it is.
  - An individual atom cannot be considered to be a solid, liquid, or gas.

Justify your choice, and for choices you did not pick, explain what is wrong with them.

- How would you go about finding the number of “chalk molecules” it takes to write your name on the board? Provide an explanation of all you would need to do and a sample calculation.
- These questions concern the work of J. J. Thomson.
  - From Thomson’s work, which particles do you think he would feel are most important for the formation of compounds (chemical changes) and why?
  - Of the remaining two subatomic particles, which do you place second in importance for forming compounds and why?
  - Propose three models that explain Thomson’s findings and evaluate them. To be complete you should include Thomson’s findings.
- Heat is applied to an ice cube in a closed container until only steam is present. Draw a representation of this process, assuming you can see it at an extremely high level of magnification. What happens to the size of the molecules? What happens to the total mass of the sample?
- You have a chemical in a sealed glass container filled with air. The setup is sitting on a balance as shown below. The chemical is ignited by means of a magnifying glass focusing sunlight on the reactant. After the chemical has completely burned, which of the following is true? Explain your answer.



- The balance will read less than 250.0 g.
- The balance will read 250.0 g.
- The balance will read greater than 250.0 g.
- Cannot be determined without knowing the identity of the chemical.

- The formula of water is  $\text{H}_2\text{O}$ . Which of the following is indicated by this formula? Explain your answer.
  - the mass of hydrogen is twice that of oxygen in each molecule.
  - there are two hydrogen atoms and one oxygen atom per water molecule.
  - the mass of oxygen is twice that of hydrogen in each molecule.
  - there are two oxygen atoms and one hydrogen atom per water molecule.
- You may have noticed that when water boils, you can see bubbles that rise to the surface of the water. Which of the following is inside these bubbles? Explain.
  - air
  - hydrogen and oxygen gas
  - oxygen gas
  - water vapor
  - carbon dioxide gas
- One of the best indications of a useful theory is that it raises more questions for further experimentation than it originally answered. Does this apply to Dalton’s atomic theory? Give examples.
- Dalton assumed that all atoms of the same element were identical in all their properties. Explain why this assumption is not valid.
- Evaluate each of the following as an acceptable name for water:
  - dihydrogen oxide
  - hydroxide hydride
  - hydrogen hydroxide
  - oxygen dihydride
- Why do we call  $\text{Ba}(\text{NO}_3)_2$  barium nitrate, but we call  $\text{Fe}(\text{NO}_3)_2$  iron(II) nitrate?
- Why is calcium dichloride not the correct systematic name for  $\text{CaCl}_2$ ?
- The common name for  $\text{NH}_3$  is ammonia. What would be the systematic name for  $\text{NH}_3$ ? Support your answer.
- Which (if any) of the following can be determined by knowing the number of protons in a neutral element? Explain your answer.
  - the number of neutrons in the neutral element.
  - the number of electrons in the neutral element.
  - the name of the element.
- Which of the following explain how an ion is formed? Explain your answer.
  - adding or subtracting protons to/from an atom.
  - adding or subtracting neutrons to/from an atom.
  - adding or subtracting electrons to/from an atom.

A blue question or exercise number indicates that the answer to that question or exercise appears at the back of this book and a solution appears in the *Solutions Guide*, as found on PowerLecture.

## ► Questions

- What refinements had to be made in Dalton’s atomic theory to account for Gay-Lussac’s results on the combining volumes of gases?
- When hydrogen is burned in oxygen to form water, the composition of water formed does not depend on the amount of oxygen reacted. Interpret this in terms of the law of definite proportion.

18. The two most reactive families of elements are the halogens and the alkali metals. How do they differ in their reactivities?
19. Explain the law of conservation of mass, the law of definite proportion, and the law of multiple proportions.
20. Section 2.3 describes the postulates of Dalton's atomic theory. With some modifications, these postulates hold up very well regarding how we view elements, compounds, and chemical reactions today. Answer the following questions concerning Dalton's atomic theory and the modifications made today.
- The atom can be broken down into smaller parts. What are the smaller parts?
  - How are atoms of hydrogen identical to each other and how can they be different from each other?
  - How are atoms of hydrogen different from atoms of helium? How can H atoms be similar to He atoms?
  - How is water different from hydrogen peroxide ( $\text{H}_2\text{O}_2$ ) even though both compounds are composed of only hydrogen and oxygen?
  - What happens in a chemical reaction and why is mass conserved in a chemical reaction?
21. The contributions of J. J. Thomson and Ernest Rutherford led the way to today's understanding of the structure of the atom. What were their contributions?
22. What is the modern view of the structure of the atom?
23. The number of protons in an atom determines the identity of the atom. What does the number and arrangement of the electrons in an atom determine? What does the number of neutrons in an atom determine?
24. If the volume of a proton is similar to the volume of an electron, how will the densities of these two particles compare to each other?
25. For lighter, stable isotopes, the ratio of the mass number to the atomic number is close to a certain value. What is the value? What happens to the value of the mass number to atomic number ratio as stable isotopes become heavier?
26. List some characteristic properties that distinguish the metallic elements from the nonmetallic elements.
27. Consider the elements of Group 4A (the "carbon family"): C, Si, Ge, Sn, and Pb. What is the trend in metallic character as one goes down this group? What is the trend in metallic character going from left to right across a period in the periodic table?
28. Distinguish between the following terms.
- molecule versus ion
  - covalent bonding versus ionic bonding
  - molecule versus compound
  - anion versus cation
29. Which of the following statements are true? For the false statements, correct them.
- Most of the known elements are metals.
  - Element 118 should be a nonmetal.
  - Hydrogen has mostly metallic properties.
  - A family of elements is also known as a period of elements.
  - When an alkaline earth metal, A, reacts with a halogen, X, the formula of the covalent compound formed should be  $\text{A}_2\text{X}$ .
30. Each of the following compounds has three possible names listed for it. For each compound, what is the correct name and why aren't the other names used?

- $\text{N}_2\text{O}$ : nitrogen oxide, nitrogen(I) oxide, dinitrogen monoxide
- $\text{Cu}_2\text{O}$ : copper oxide, copper(I) oxide, dicopper monoxide
- $\text{Li}_2\text{O}$ : lithium oxide, lithium(I) oxide, dilithium monoxide

## ► Exercises

In this section similar exercises are paired.

### Development of the Atomic Theory

31. When mixtures of gaseous  $\text{H}_2$  and gaseous  $\text{Cl}_2$  react, a product forms that has the same properties regardless of the relative amounts of  $\text{H}_2$  and  $\text{Cl}_2$  used.
- How is this result interpreted in terms of the law of definite proportion?
  - When a volume of  $\text{H}_2$  reacts with an equal volume of  $\text{Cl}_2$  at the same temperature and pressure, what volume of product having the formula  $\text{HCl}$  is formed?
32. A reaction of 1 liter of chlorine gas ( $\text{Cl}_2$ ) with 3 liters of fluorine gas ( $\text{F}_2$ ) yields 2 liters of a gaseous product. All gas volumes are at the same temperature and pressure. What is the formula of the gaseous product?
33. In a combustion reaction, 46.0 g of ethanol reacts with 96.0 g of oxygen to produce water and carbon dioxide. If 54.0 g of water is produced, what mass of carbon dioxide is produced?
34. A sample of chloroform is found to contain 12.0 g of carbon, 106.4 g of chlorine, and 1.01 g of hydrogen. If a second sample of chloroform is found to contain 30.0 g of carbon, what is the total mass of chloroform in the second sample?
35. Hydrazine, ammonia, and hydrogen azide all contain only nitrogen and hydrogen. The mass of hydrogen that combines with 1.00 g of nitrogen for each compound is  $1.44 \times 10^{-1}$  g,  $2.16 \times 10^{-1}$  g, and  $2.40 \times 10^{-2}$  g, respectively. Show how these data illustrate the law of multiple proportions.
36. Consider 100.0-g samples of two different compounds consisting only of carbon and oxygen. One compound contains 27.2 g of carbon and the other has 42.9 g of carbon. How can these data support the law of multiple proportions if 42.9 is not a multiple of 27.2? Show that these data support the law of multiple proportions.
37. Early tables of atomic weights (masses) were generated by measuring the mass of a substance that reacts with 1.00 g of oxygen. Given the following data and taking the atomic mass of hydrogen as 1.00, generate a table of relative atomic masses for oxygen, sodium, and magnesium.

Element	Mass That Combines with 1.00 g Oxygen	
	1.00 g Oxygen	Assumed Formula
Hydrogen	0.126 g	HO
Sodium	2.875 g	NaO
Magnesium	1.500 g	MgO

How do your values compare with those in the periodic table? How do you account for any differences?

38. Indium oxide contains 4.784 g of indium for every 1.000 g of oxygen. In 1869, when Mendeleev first presented his version of the periodic table, he proposed the formula  $\text{In}_2\text{O}_3$  for indium oxide. Before that time it was thought that the formula was  $\text{InO}$ . What values for the atomic mass of indium are obtained using these two formulas? Assume that oxygen has an atomic mass of 16.00.

### The Nature of the Atom

39. From the information in this chapter on the mass of the proton, the mass of the electron, and the sizes of the nucleus and the atom, calculate the densities of a hydrogen nucleus and a hydrogen atom.
40. If you wanted to make an accurate scale model of the hydrogen atom and decided that the nucleus would have a diameter of 1 mm, what would be the diameter of the entire model?

41. In an experiment it was found that the total charge on an oil drop was  $5.93 \times 10^{-18}$  C. How many negative charges does the drop contain?
42. A chemist in a galaxy far, far away performed the Millikan oil drop experiment and got the following results for the charges on various drops. Use these data to calculate the charge of the electron in zirkombs.

$$\begin{array}{ll} 2.56 \times 10^{-12} \text{ zirkombs} & 7.68 \times 10^{-12} \text{ zirkombs} \\ 3.84 \times 10^{-12} \text{ zirkombs} & 6.40 \times 10^{-13} \text{ zirkombs} \end{array}$$

43. What are the symbols of the following metals: sodium, radium, iron, gold, manganese, lead.
44. What are the symbols of the following nonmetals: fluorine, chlorine, bromine, sulfur, oxygen, phosphorus?
45. Give the names of the metals that correspond to the following symbols: Sn, Pt, Hg, Mg, K, Ag.
46. Give the names of the nonmetals that correspond to the following symbols: As, I, Xe, He, C, Si.

47. a. Classify the following elements as metals or nonmetals:

Mg	Si	Rn
Ti	Ge	Eu
Au	B	Am
Bi	At	Br

- b. The distinction between metals and nonmetals is really not a clear one. Some elements, called *metalloids*, are intermediate in their properties. Which of these elements would you reclassify as metalloids? What other elements in the periodic table would you expect to be metalloids?
48. a. List the noble gas elements. Which of the noble gases has only radioactive isotopes? (This situation is indicated on most periodic tables by parentheses around the mass of the element. See inside front cover.)
- b. Which lanthanide element and which transition element have only radioactive isotopes?

49. For each of the following sets of elements, label each as either noble gases, halogens, alkali metals, alkaline earth metals, or transition metals.

- a. Ti, Fe, Ag      d. Ne, Kr, Xe  
b. Mg, Sr, Ba      e. F, Br, I  
c. Li, K, Rb

50. Identify the elements that correspond to the following atomic numbers. Label each as either a noble gas, a halogen, an alkali metal, an alkaline earth metal, a transition metal, a lanthanide metal, or an actinide metal.

- a. 17      e. 2  
b. 4      f. 92  
c. 63      g. 55  
d. 72

51. How many protons and neutrons are in the nucleus of each of the following atoms? In a neutral atom of each element, how many electrons are present?

- a.  $^{79}\text{Br}$       d.  $^{133}\text{Cs}$   
b.  $^{81}\text{Br}$       e.  $^3\text{H}$   
c.  $^{239}\text{Pu}$       f.  $^{56}\text{Fe}$

52. What number of protons and neutrons are contained in the nucleus of each of the following atoms? Assuming each atom is uncharged, what number of electrons are present?

- a.  $^{235}_{92}\text{U}$       d.  $^{208}_{82}\text{Pb}$   
b.  $^{13}_6\text{C}$       e.  $^{86}_{37}\text{Rb}$   
c.  $^{57}_{26}\text{Fe}$       f.  $^{41}_{20}\text{Ca}$

53. Write the atomic symbol ( $^A_Z\text{X}$ ) for each of the following isotopes.

- a.  $Z = 8$ , number of neutrons = 9  
b. the isotope of chlorine in which  $A = 37$   
c.  $Z = 27$ ,  $A = 60$   
d. number of protons = 26, number of neutrons = 31  
e. the isotope of I with a mass number of 131  
f.  $Z = 3$ , number of neutrons = 4

54. Write the atomic symbol ( $^A_Z\text{X}$ ) for each of the isotopes described below.

- a. number of protons = 27, number of neutrons = 31  
b. the isotope of boron with mass number 10  
c.  $Z = 12$ ,  $A = 23$   
d. atomic number 53, number of neutrons = 79  
e.  $Z = 9$ , number of neutrons = 10  
f. number of protons = 29, mass number 65

55. For each of the following ions, indicate the number of protons and electrons the ion contains.

- a.  $\text{Ba}^{2+}$       e.  $\text{Co}^{3+}$   
b.  $\text{Zn}^{2+}$       f.  $\text{Te}^{2-}$   
c.  $\text{N}^{3-}$       g.  $\text{Br}^-$   
d.  $\text{Rb}^+$

56. How many protons, neutrons, and electrons are in each of the following atoms or ions?

- a.  $^{24}_{12}\text{Mg}$       d.  $^{59}_{27}\text{Co}^{3+}$       g.  $^{79}_{34}\text{Se}^{2-}$   
b.  $^{24}_{12}\text{Mg}^{2+}$       e.  $^{59}_{27}\text{Co}$       h.  $^{63}_{28}\text{Ni}$   
c.  $^{59}_{27}\text{Co}^{2+}$       f.  $^{79}_{34}\text{Se}$       i.  $^{59}_{28}\text{Ni}^{2+}$

57. What is the symbol for an ion with 63 protons, 60 electrons, and 88 neutrons? If an ion contains 50 protons, 68 neutrons, and 48 electrons, what is its symbol?

58. What is the symbol of an ion with 16 protons, 18 neutrons, and 18 electrons? What is the symbol for an ion that has 16 protons, 16 neutrons, and 18 electrons?

59. Complete the following table:

Symbol	Number of Protons in Nucleus	Number of Neutrons in Nucleus	Number of Electrons	Net Charge
$^{238}_{92}\text{U}$	20	20		2+
	23	28	20	
$^{89}_{39}\text{Y}$	35	44	36	
	15	16		3-

60. Complete the following table:

Symbol	Number of Protons in Nucleus	Number of Neutrons in Nucleus	Number of Electrons	Net Charge
$^{53}_{26}\text{Fe}^{2+}$	26	33		3+
	85	125	86	
	13	14	10	
		76	54	2-

61. Would you expect each of the following atoms to gain or lose electrons when forming ions? What ion is the most likely in each case?

- a. Ra      c. P      e. Br  
b. In      d. Te      f. Rb

62. For each of the following atomic numbers, use the periodic table to write the formula (including the charge) for the simple *ion* that the element is most likely to form in ionic compounds.

- a. 13      c. 56      e. 87  
b. 34      d. 7      f. 35

## Nomenclature

63. Name the compounds in parts a–d and write the formulas for the compounds in parts e–h.

- a. NaBr      e. strontium fluoride  
b.  $\text{Rb}_2\text{O}$       f. aluminum selenide  
c. CaS      g. potassium nitride  
d.  $\text{Al}_3$       h. magnesium phosphide

64. Name the compounds in parts a–d and write the formulas for the compounds in parts e–h.

- a.  $\text{Hg}_2\text{O}$       e. tin(II) nitride  
b.  $\text{FeBr}_3$       f. cobalt(III) iodide  
c. CoS      g. mercury(II) oxide  
d.  $\text{TiCl}_4$       h. chromium(VI) sulfide

65. Name each of the following compounds:

- a. CsF      c.  $\text{Ag}_2\text{S}$       e.  $\text{TiO}_2$   
b.  $\text{Li}_3\text{N}$       d.  $\text{MnO}_2$       f.  $\text{Sr}_3\text{P}_2$

66. Write the formula for each of the following compounds:

- a. zinc chloride      d. aluminum sulfide  
b. tin(IV) fluoride      e. mercury(I) selenide  
c. calcium nitride      f. silver iodide

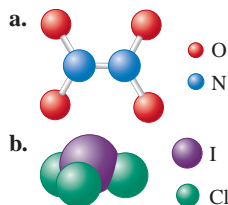
67. Name each of the following compounds:

- a.  $\text{BaSO}_3$       c.  $\text{KMnO}_4$   
b.  $\text{NaNO}_2$       d.  $\text{K}_2\text{Cr}_2\text{O}_7$

68. Write the formula for each of the following compounds:

- a. chromium(III) hydroxide      c. lead(IV) carbonate  
b. magnesium cyanide      d. ammonium acetate

69. Name each of the following compounds:



- c.  $\text{SO}_2$   
d.  $\text{P}_2\text{S}_5$

70. Write the formula for each of the following compounds:

- a. diboron trioxide      c. dinitrogen monoxide  
b. arsenic pentafluoride      d. sulfur hexachloride

71. Name each of the following compounds:

- a. CuI      f.  $\text{S}_4\text{N}_4$   
b.  $\text{CuI}_2$       g.  $\text{SF}_4$   
c.  $\text{CoI}_2$       h. NaOCl  
d.  $\text{Na}_2\text{CO}_3$       i.  $\text{BaCrO}_4$   
e.  $\text{NaHCO}_3$       j.  $\text{NH}_4\text{NO}_3$

72. Name each of the following compounds. Assume the acids are dissolved in water.

- a.  $\text{HC}_2\text{H}_3\text{O}_2$       g.  $\text{H}_2\text{SO}_4$   
b.  $\text{NH}_4\text{NO}_2$       h.  $\text{Sr}_3\text{N}_2$   
c.  $\text{Co}_2\text{S}_3$       i.  $\text{Al}_2(\text{SO}_3)_3$   
d. ICl      j.  $\text{SnO}_2$   
e.  $\text{Pb}_3(\text{PO}_4)_2$       k.  $\text{Na}_2\text{CrO}_4$   
f.  $\text{KClO}_3$       l. HClO

73. Elements in the same family often form oxyanions of the same general formula. The anions are named in a similar fashion. What are the names of the oxyanions of selenium and tellurium:  $\text{SeO}_4^{2-}$ ,  $\text{SeO}_3^{2-}$ ,  $\text{TeO}_4^{2-}$ ,  $\text{TeO}_3^{2-}$ ?

74. Knowing the names of similar chlorine oxyanions and acids, deduce the names of the following:  $\text{IO}^-$ ,  $\text{IO}_2^-$ ,  $\text{IO}_3^-$ ,  $\text{IO}_4^-$ , HIO,  $\text{HIO}_2$ ,  $\text{HIO}_3$ ,  $\text{HIO}_4$ .

75. Write the formula for each of the following compounds:

- a. sulfur difluoride  
b. sulfur hexafluoride  
c. sodium dihydrogen phosphate  
d. lithium nitride  
e. chromium(III) carbonate  
f. tin(II) fluoride  
g. ammonium acetate  
h. ammonium hydrogen sulfate  
i. cobalt(III) nitrate

- j. mercury(I) chloride
- k. potassium chlorate
- l. sodium hydride

76. Write the formula for each of the following compounds:

- a. chromium(VI) oxide
- b. disulfur dichloride
- c. nickel(II) fluoride
- d. potassium hydrogen phosphate
- e. aluminum nitride
- f. ammonia
- g. manganese(IV) sulfide
- h. sodium dichromate
- i. ammonium sulfite
- j. carbon tetraiodide

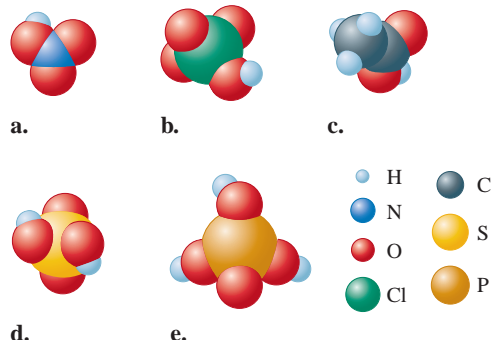
77. Write the formula for each of the following compounds:

- a. sodium oxide
- b. sodium peroxide
- c. potassium cyanide
- d. copper(II) nitrate
- e. selenium tetrabromide
- f. iodic acid
- g. lead(IV) sulfide
- h. copper(I) chloride
- i. gallium arsenide
- j. cadmium selenide
- k. zinc sulfide
- l. nitrous acid
- m. diphosphorus pentoxide

78. Write the formula for each of the following compounds:

- a. ammonium hydrogen phosphate
- b. mercury(I) sulfide
- c. silicon dioxide
- d. sodium sulfite
- e. aluminum hydrogen sulfate
- f. nitrogen trichloride
- g. hydrobromic acid
- h. bromous acid
- i. perbromic acid
- j. potassium hydrogen sulfide
- k. calcium iodide
- l. cesium perchlorate

79. Name the acids illustrated below.



80. Each of the following compounds is incorrectly named. What is wrong with each name, and what is the correct name for each compound?

- a.  $\text{FeCl}_3$ , iron chloride
- b.  $\text{NO}_2$ , nitrogen(IV) oxide
- c.  $\text{CaO}$ , calcium(II) monoxide
- d.  $\text{Al}_2\text{S}_3$ , dialuminum trisulfide

- e.  $\text{Mg}(\text{C}_2\text{H}_3\text{O}_2)_2$ , manganese diacetate
- f.  $\text{FePO}_4$ , iron(II) phosphide
- g.  $\text{P}_2\text{S}_5$ , phosphorus sulfide
- h.  $\text{Na}_2\text{O}_2$ , sodium oxide
- i.  $\text{HNO}_3$ , nitrate acid
- j.  $\text{H}_2\text{S}$ , sulfuric acid

## ► Connecting to Biochemistry

81. Carbon-14 dating is a method used to determine the age of historical artifacts by examining the ratio of two isotopes of carbon (carbon-14 and carbon-12). A living plant consumes carbon dioxide in the photosynthesis process and incorporates the carbon, including  $^{14}\text{C}$ , into its molecules. As long as a plant lives, the  $^{14}\text{C}/^{12}\text{C}$  ratio in its molecules remains the same as in the atmosphere because of its continuous uptake of carbon. However, as soon as a tree is cut to make a wooden bowl or a flax plant is harvested to make linen, the  $^{14}\text{C}/^{12}\text{C}$  ratio begins to decrease because of the radioactive decay of  $^{14}\text{C}$  ( $^{12}\text{C}$  is stable). By comparing the current  $^{14}\text{C}/^{12}\text{C}$  ratio to the presumed ratio when the artifact was made, one can estimate the age of the artifact. For carbon-14 and carbon-12, how many protons and neutrons are in each nucleus? Assuming neutral atoms, how many electrons are present in an atom of carbon-14 and in an atom of carbon-12?
82. What are the symbols for the following nonmetal elements that are most often present in compounds studied in organic chemistry: carbon, hydrogen, oxygen, nitrogen, phosphorus, sulfur. Predict a stable isotope for each of these elements.
83. Four  $\text{Fe}^{2+}$  ions are key components of hemoglobin, the protein that transports oxygen in the blood. Assuming that these ions are  $^{53}\text{Fe}^{2+}$ , how many protons and neutrons are present in each nucleus, and how many electrons are present in each ion?
84. Carbohydrates, a class of compounds containing the elements carbon, hydrogen, and oxygen, were originally thought to contain one water molecule ( $\text{H}_2\text{O}$ ) for each carbon atom present. The carbohydrate glucose contains six carbon atoms. Write a general formula showing the relative numbers of each type of atom present in glucose.
85. The vitamin niacin (nicotinic acid,  $\text{C}_6\text{H}_5\text{NO}_2$ ) can be isolated from a variety of natural sources such as liver, yeast, milk, and whole grain. It also can be synthesized from commercially available materials. From a nutritional point of view, which source of nicotinic acid is best for use in a multivitamin tablet? Why?
86. Give the systematic name for the following compounds that are found in everyday life.
- a.  $\text{H}_2\text{S}$  (rotten egg smell)
  - b.  $\text{SO}_2$  (smell of burnt matches)
  - c.  $\text{SF}_6$  (aerosol can propellant)
  - d.  $\text{Na}_2\text{SO}_3$  (dried fruit preservative)

## ► Additional Exercises

87. Chlorine has two natural isotopes:  $^{37}_{17}\text{Cl}$  and  $^{35}_{17}\text{Cl}$ . Hydrogen reacts with chlorine to form the compound  $\text{HCl}$ . Would a given amount of hydrogen react with different masses of the two chlorine isotopes? Does this conflict with the law of definite proportion? Why or why not?

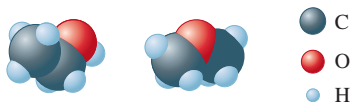
88. Which of the following statements is(are) *true*? For the false statements, correct them.
- All particles in the nucleus of an atom are charged.
  - The atom is best described as a uniform sphere of matter in which electrons are embedded.
  - The mass of the nucleus is only a very small fraction of the mass of the entire atom.
  - The volume of the nucleus is only a very small fraction of the total volume of the atom.
  - The number of neutrons in a neutral atom must equal the number of electrons.
89. The isotope of an unknown element, X, has a mass number of 79. The most stable ion of the isotope has 36 electrons and forms a binary compound with sodium having a formula of  $\text{Na}_2\text{X}$ . Which of the following statements is(are) *true*? For the false statements, correct them.
- The binary compound formed between X and fluorine will be a covalent compound.
  - The isotope of X contains 38 protons.
  - The isotope of X contains 41 neutrons.
  - The identity of X is strontium, Sr.
90. For each of the following ions, indicate the total number of protons and electrons in the ion. For the positive ions in the list, predict the formula of the simplest compound formed between each positive ion and the oxide ion. For the negative ions in the list, predict the formula of the simplest compound formed between each negative ion and the aluminum ion.
- $\text{Fe}^{2+}$
  - $\text{Fe}^{3+}$
  - $\text{Ba}^{2+}$
  - $\text{Cs}^+$
  - $\text{S}^{2-}$
  - $\text{P}^{3-}$
  - $\text{Br}^-$
  - $\text{N}^{3-}$
91. The formulas and common names for several substances are given below. Give the systematic names for these substances.
- sugar of lead  $\text{Pb}(\text{C}_2\text{H}_3\text{O}_2)_2$
  - blue vitrol  $\text{CuSO}_4$
  - quicklime  $\text{CaO}$
  - Epsom salts  $\text{MgSO}_4$
  - milk of magnesia  $\text{Mg}(\text{OH})_2$
  - gypsum  $\text{CaSO}_4$
  - laughing gas  $\text{N}_2\text{O}$
92. Identify each of the following elements:
- a member of the same family as oxygen whose most stable ion contains 54 electrons
  - a member of the alkali metal family whose most stable ion contains 36 electrons
  - a noble gas with 18 protons in the nucleus
  - a halogen with 85 protons and 85 electrons
93. An element's most stable ion forms an ionic compound with bromine, having the formula  $\text{XBr}_2$ . If the ion of element X has a mass number of 230 and has 86 electrons, what is the identity of the element, and how many neutrons does it have?
94. A certain element has only two naturally occurring isotopes: one with 18 neutrons and the other with 20 neutrons. The element forms 1- charged ions when in ionic compounds. Predict the identity of the element. What number of electrons does the 1- charged ion have?
95. The designations 1A through 8A used for certain families of the periodic table are helpful for predicting the charges on ions in binary ionic compounds. In these compounds, the metals generally take on a positive charge equal to the family number, while the nonmetals take on a negative charge equal to the family number minus eight. Thus the compound between sodium and chlorine contains  $\text{Na}^+$  ions and  $\text{Cl}^-$  ions and has the formula  $\text{NaCl}$ . Predict the formula and the name of the binary compound formed from the following pairs of elements.
- Ca and N
  - K and O
  - Rb and F
  - Mg and S
  - Ba and I
  - Al and Se
  - Cs and P
  - In and Br
96. By analogy with phosphorus compounds, name the following:  $\text{Na}_3\text{AsO}_4$ ,  $\text{H}_3\text{AsO}_4$ ,  $\text{Mg}_3(\text{SbO}_4)_2$ .
97. A sample of  $\text{H}_2\text{SO}_4$  contains 2.02 g of hydrogen, 32.07 g of sulfur, and 64.00 g of oxygen. How many grams of sulfur and grams of oxygen are present in a second sample of  $\text{H}_2\text{SO}_4$  containing 7.27 g of hydrogen?
98. In a reaction, 34.0 g of chromium(III) oxide reacts with 12.1 g of aluminum to produce chromium and aluminum oxide. If 23.3 g of chromium is produced, what mass of aluminum oxide is produced?

### ► Challenge Problems

99. The elements in one of the groups in the periodic table are often called the coinage metals. Identify the elements in this group based on your own experience.
100. Reaction of 2.0 L of hydrogen gas with 1.0 L of oxygen gas yields 2.0 L of water vapor. All gases are at the same temperature and pressure. Show how these data support the idea that oxygen gas is a diatomic molecule. Must we consider hydrogen to be a diatomic molecule to explain these results?
101. A combustion reaction involves the reaction of a substance with oxygen gas. The complete combustion of any hydrocarbon (binary compound of carbon and hydrogen) produces carbon dioxide and water as the only products. Octane is a hydrocarbon that is found in gasoline. Complete combustion of octane produces 8 liters of carbon dioxide for every 9 liters of water vapor (both measured at the same temperature and pressure). What is the ratio of carbon atoms to hydrogen atoms in a molecule of octane?
102. A chemistry instructor makes the following claim: "Consider that if the nucleus were the size of a grape, the electrons would be about 1 *mile* away on average." Is this claim reasonably accurate? Provide mathematical support.
103. Two elements, R and Q, combine to form two binary compounds. In the first compound, 14.0 g of R combines with 3.00 g of Q. In the second compound, 7.00 g of R combines with 4.50 g of Q. Show that these data are in accord with the law of multiple proportions. If the formula of the second compound is RQ, what is the formula of the first compound?
104. The early alchemists used to do an experiment in which water was boiled for several days in a sealed glass container. Eventually, some solid residue would appear in the bottom of the flask, which was interpreted to mean that some of the water in the flask had been converted into "earth." When Lavoisier repeated this experiment, he found that the water weighed the same before and after heating and the mass of the flask plus the solid residue equaled the original mass of the flask. Were the alchemists correct?

Explain what really happened. (This experiment is described in the article by A. F. Scott in *Scientific American*, January 1984.)

105. Each of the following statements is true, but Dalton might have had trouble explaining some of them with his atomic theory. Give explanations for the following statements.
- a. The space-filling models for ethyl alcohol and dimethyl ether are shown below.

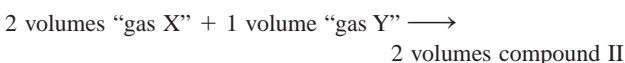
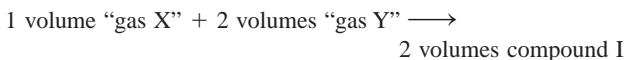


These two compounds have the same composition by mass (52% carbon, 13% hydrogen, and 35% oxygen), yet the two have different melting points, boiling points, and solubilities in water.

- b. Burning wood leaves an ash that is only a small fraction of the mass of the original wood.
- c. Atoms can be broken down into smaller particles.
- d. One sample of lithium hydride is 87.4% lithium by mass, while another sample of lithium hydride is 74.9% lithium by mass. However, the two samples have the same chemical properties.
106. You have two distinct gaseous compounds made from element X and element Y. The mass percents are as follows:

Compound I: 30.43% X, 69.57% Y  
Compound II: 63.64% X, 36.36% Y

In their natural standard states, element X and element Y exist as gases. (Monatomic? Diatomic? Triatomic? That is for you to determine.) When you react “gas X” with “gas Y” to make the products, you get the following data (all at the same pressure and temperature):



Assume the simplest possible formulas for reactants and products in the chemical equations above. Then, determine the relative atomic masses of element X and element Y.

107. A single molecule has a mass of  $7.31 \times 10^{-23}$  g. Provide an example of a real molecule that can have this mass. Assume the elements that make up the molecule are made of light isotopes where the number of protons equals the number of neutrons in the nucleus of each element.
108. You take three compounds, each consisting of two elements (X, Y, and/or Z), and decompose them to their respective elements. To determine the relative masses of X, Y, and Z, you collect and weigh the elements, obtaining the following data:

Elements in Compound	Masses of Elements
1. X and Y	X = 0.4 g, Y = 4.2 g
2. Y and Z	Y = 1.4 g, Z = 1.0 g
3. X and Y	X = 2.0 g, Y = 7.0 g

- a. What are the assumptions needed to solve this problem?
- b. What are the relative masses of X, Y, and Z?
- c. What are the chemical formulas of the three compounds?
- d. If you decompose 21 g of compound XY, how much of each element is present?

## ► Integrative Problems

These problems require the integration of multiple concepts to find the solutions.

109. What is the systematic name of  $\text{Ta}_2\text{O}_5$ ? If the charge on the metal remained constant and then sulfur was substituted for oxygen, how would the formula change? What is the difference in the total number of protons between  $\text{Ta}_2\text{O}_5$  and its sulfur analog?
110. A binary ionic compound is known to contain a cation with 51 protons and 48 electrons. The anion contains one-third the number of protons as the cation. The number of electrons in the anion is equal to the number of protons plus 1. What is the formula of this compound? What is the name of this compound?
111. Using the information in Table 2.1, answer the following questions. In an ion with an unknown charge, the total mass of all the electrons was determined to be  $2.55 \times 10^{-26}$  g, while the total mass of its protons was  $5.34 \times 10^{-23}$  g. What is the identity and charge of this ion? What is the symbol and mass number of a neutral atom whose total mass of its electrons is  $3.92 \times 10^{-26}$  g, while its neutrons have a mass of  $9.35 \times 10^{-23}$  g?

## ► Marathon Problem

This problem is designed to incorporate several concepts and techniques into one situation.

112. You have gone back in time and are working with Dalton on a table of relative masses. Following are his data.

0.602 g gas A reacts with 0.295 g gas B  
0.172 g gas B reacts with 0.401 g gas C  
0.320 g gas A reacts with 0.374 g gas C

- a. Assuming simplest formulas (AB, BC, and AC), construct a table of relative masses for Dalton.
- b. Knowing some history of chemistry, you tell Dalton that if he determines the volumes of the gases reacted at constant temperature and pressure, he need not assume simplest formulas. You collect the following data:

6 volumes gas A + 1 volume gas B  $\rightarrow$  4 volumes product  
1 volume gas B + 4 volumes gas C  $\rightarrow$  4 volumes product  
3 volumes gas A + 2 volumes gas C  $\rightarrow$  6 volumes product

Write the simplest balanced equations, and find the actual relative masses of the elements. Explain your reasoning.



# Stoichiometry

- 3.1 ▶ Counting by Weighing
- 3.2 ▶ Atomic Masses
- 3.3 ▶ The Mole
- 3.4 ▶ Molar Mass
- 3.5 ▶ Learning to Solve Problems
- 3.6 ▶ Percent Composition of Compounds
- 3.7 ▶ Determining the Formula of a Compound
- 3.8 ▶ Chemical Equations  
Chemical Reactions  
The Meaning of a Chemical Equation
- 3.9 ▶ Balancing Chemical Equations
- 3.10 ▶ Stoichiometric Calculations: Amounts of Reactants and Products
- 3.11 ▶ The Concept of Limiting Reagent



Fireworks provide a spectacular example of chemical reactions.



# Learn Your Way

Whether you're using **OWL** or **WebAssign**, you've got online tools designed to meet your learning style (see your professor to find out if either program is available with your textbook). To learn more go to [www.cengage.com/owl](http://www.cengage.com/owl) or [www.webassign.net/brookscole](http://www.webassign.net/brookscole).

- ▶ Improve your problem solving skills with **online homework**
- ▶ Get help where you need it with **tutorials**
- ▶ Read the book online with an interactive **e-Book**, which includes note taking and highlighting features
- ▶ See chemical interactions and demonstrations with **Visualizations** and **Simulations**
- ▶ Watch **Go Chemistry** mini video lectures playable on iPods, iPhones, and MP3 players
- ▶ Reinforce concepts from class with a video lesson from **Thinkwell**

**C**hemical reactions have a profound effect on our lives. There are many examples: Food is converted to energy in the human body; nitrogen and hydrogen are combined to form ammonia, which is used as a fertilizer; fuels and plastics are produced from petroleum; the starch in plants is synthesized from carbon dioxide and water using energy from sunlight; human insulin is produced in laboratories by bacteria; cancer is induced in humans by substances from our environment; and so on, in a seemingly endless list. The central activity of chemistry is to understand chemical changes such as these, and the study of reactions occupies a central place in this book. We will examine why reactions occur, how fast they occur, and the specific pathways they follow.

In this chapter we will consider the quantities of materials consumed and produced in chemical reactions. This area of study is called **chemical stoichiometry** (pronounced stoy-kē-om'-etry). To understand chemical stoichiometry, you must first understand the concept of relative atomic masses.

## 3.1 ▶ Counting by Weighing

Suppose you work in a candy store that sells gourmet jelly beans by the bean. People come in and ask for 50 beans, 100 beans, 1000 beans, and so on, and you have to count them out—a tedious process at best. As a good problem solver, you try to come up with a better system. It occurs to you that it might be far more efficient to buy a scale and count the jelly beans by weighing them. How can you count jelly beans by weighing them? What information about the individual beans do you need to know?

Assume that all of the jelly beans are identical and that each has a mass of 5 g. If a customer asks for 1000 jelly beans, what mass of jelly beans would be required? Each bean has a mass of 5 g, so you would need 1000 beans  $\times$  5 g/bean, or 5000 g (5 kg). It takes just a few seconds to weigh out 5 kg of jelly beans. It would take much longer to count out 1000 of them.

In reality, jelly beans are not identical. For example, let's assume that you weigh 10 beans individually and get the following results:



Jelly beans can be counted by weighing.

Bean	Mass	Bean	Mass
1	5.1 g	6	5.0 g
2	5.2 g	7	5.0 g
3	5.0 g	8	5.1 g
4	4.8 g	9	4.9 g
5	4.9 g	10	5.0 g

Can we count these nonidentical beans by weighing? Yes. The key piece of information we need is the *average mass* of the jelly beans. Let's compute the average mass for our 10-bean sample.

$$\begin{aligned}\text{Average mass} &= \frac{\text{total mass of beans}}{\text{number of beans}} \\ &= \frac{5.1 \text{ g} + 5.2 \text{ g} + 5.0 \text{ g} + 4.8 \text{ g} + 4.9 \text{ g} + 5.0 \text{ g} + 5.0 \text{ g} + 5.1 \text{ g} + 4.9 \text{ g} + 5.0 \text{ g}}{10} \\ &= \frac{50.0}{10} = 5.0 \text{ g}\end{aligned}$$

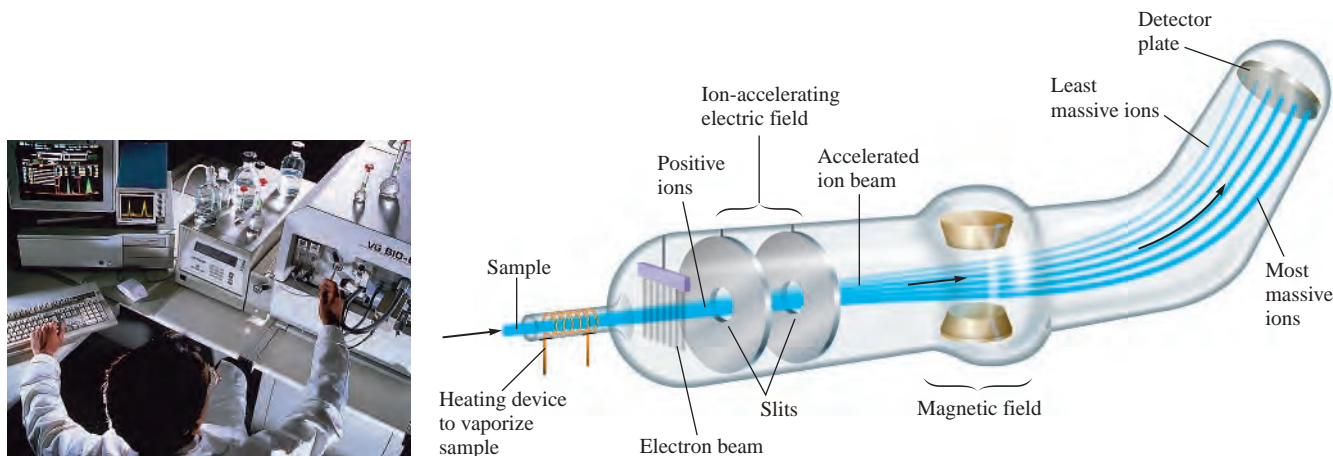
The average mass of a jelly bean is 5.0 g. Thus, to count out 1000 beans, we need to weigh out 5000 g of beans. This sample of beans, in which the beans have an average mass of 5.0 g, can be treated exactly like a sample where all of the beans are identical. Objects do not need to have identical masses to be counted by weighing. We simply need to know the average mass of the objects. For purposes of counting, the objects *behave as though they were all identical*, as though they each actually had the average mass.

We count atoms in exactly the same way. Because atoms are so small, we deal with samples of matter that contain huge numbers of atoms. Even if we could see the atoms it would not be possible to count them directly. Thus we determine the number of atoms in a given sample by finding its mass. However, just as with jelly beans, to relate the mass to a number of atoms, we must know the average mass of the atoms.

### 3.2 ▶ Atomic Masses

As we saw in Chapter 2, the first quantitative information about atomic masses came from the work of Dalton, Gay-Lussac, Lavoisier, Avogadro, and Berzelius. By observing the proportions in which elements combine to form various compounds, nineteenth-century chemists calculated relative atomic masses. The modern system of atomic masses, instituted in 1961, is based on  $^{12}\text{C}$  (“carbon twelve”) as the standard. In this system,  $^{12}\text{C}$  is assigned a mass of exactly 12 atomic mass units (amu), and the masses of all other atoms are given relative to this standard.

The most accurate method currently available for comparing the masses of atoms involves the use of the **mass spectrometer**. In this instrument, diagramed in Fig. 3.1,



**Figure 3.1**

(left) A scientist injecting a sample into a mass spectrometer. (right) Schematic diagram of a mass spectrometer.

atoms or molecules are passed into a beam of high-speed electrons, which knock electrons off the atoms or molecules being analyzed and change them into positive ions. An applied electric field then accelerates these ions into a magnetic field. Because an accelerating ion produces its own magnetic field, an interaction with the applied magnetic field occurs, which tends to change the path of the ion. The amount of path deflection for each ion depends on its mass—the most massive ions are deflected the smallest amount—which causes the ions to separate, as shown in Fig. 3.1. A comparison of the positions where the ions hit the detector plate gives very accurate values of their relative masses. For example, when  $^{12}\text{C}$  and  $^{13}\text{C}$  are analyzed in a mass spectrometer, the ratio of their masses is found to be

$$\frac{\text{Mass } ^{13}\text{C}}{\text{Mass } ^{12}\text{C}} = 1.0836129$$

Since the atomic mass unit is defined such that the mass of  $^{12}\text{C}$  is *exactly* 12 atomic mass units, then on this same scale,

$$\text{Mass of } ^{13}\text{C} = (1.0836129)(12 \text{ amu}) = 13.003355 \text{ amu}$$

↑  
Exact number  
by definition

The masses of other atoms can be determined in a similar fashion.

The mass for each element is given in the table inside the front cover of this text. This value, even though it is actually a mass, is (for historical reasons) sometimes called the *atomic weight* for each element.

Look at the value of the atomic mass of carbon given in this table. You might expect to see 12, since we said the system of atomic masses is based on  $^{12}\text{C}$ . However, the number given for carbon is not 12 but 12.01. Why? The reason for this apparent discrepancy is that the carbon found on earth (natural carbon) is a mixture of the isotopes  $^{12}\text{C}$ ,  $^{13}\text{C}$ , and  $^{14}\text{C}$ . All three isotopes have six protons, but they have six, seven, and eight neutrons, respectively. Because natural carbon is a mixture of isotopes, the atomic mass we use for carbon is an *average value* reflecting the average of the isotopes composing it.

The average atomic mass for carbon is computed as follows: It is known that natural carbon is composed of 98.89%  $^{12}\text{C}$  atoms and 1.11%  $^{13}\text{C}$  atoms. The amount of  $^{14}\text{C}$  is negligibly small at this level of precision. Using the masses of  $^{12}\text{C}$  (exactly 12 amu) and  $^{13}\text{C}$  (13.003355 amu), we can calculate the average atomic mass for natural carbon as follows:

$$98.89\% \text{ of } 12 \text{ amu} + 1.11\% \text{ of } 13.0034 \text{ amu} = \\ (0.9889)(12 \text{ amu}) + (0.0111)(13.0034 \text{ amu}) = 12.01 \text{ amu}$$

In this text we will call the average mass for an element the **average atomic mass** or, simply, the *atomic mass* for that element.

*Even though natural carbon does not contain a single atom with mass 12.01, for stoichiometric purposes, we can consider carbon to be composed of only one type of atom with a mass of 12.01.* This enables us to count atoms of natural carbon by weighing a sample of carbon.


Recall from Section 3.1 that counting by weighing works if you know the *average* mass of the units being counted. Counting by weighing works just the same for atoms as for jelly beans. For natural carbon with an average mass of 12.01 atomic mass units, to obtain 1000 atoms would require weighing out 12,010 atomic mass units of natural carbon (a mixture of  $^{12}\text{C}$  and  $^{13}\text{C}$ ).

As in the case of carbon, the mass for each element listed in the table inside the front cover of the text is an average value based on the isotopic composition of the naturally occurring element. For instance, the mass listed for hydrogen (1.008) is the average mass

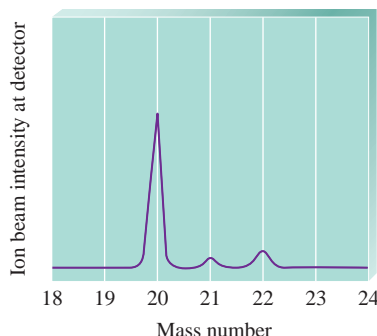
Most elements occur in nature as mixtures of isotopes; thus atomic masses are usually average values.



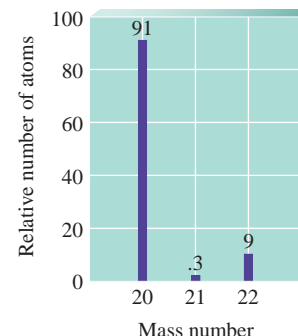
It is much easier to weigh out 600 hex nuts than count them one by one.



(a)



(b)




(c)

**Figure 3.2**

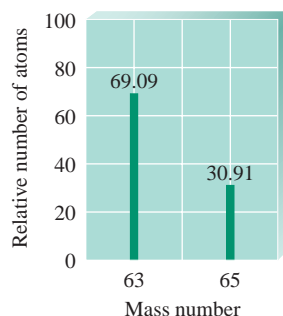
(a) Neon gas glowing in a discharge tube. The relative intensities of the signals recorded when natural neon is injected into a mass spectrometer, represented in terms of (b) “peaks” and (c) a bar graph. The relative areas of the peaks are 0.9092 ( $^{20}\text{Ne}$ ), 0.00257 ( $^{21}\text{Ne}$ ), and 0.0882 ( $^{22}\text{Ne}$ ); natural neon is therefore 90.92%  $^{20}\text{Ne}$ , 0.257%  $^{21}\text{Ne}$ , and 8.82%  $^{22}\text{Ne}$ .

for natural hydrogen, which is a mixture of  $^1\text{H}$  and  $^2\text{H}$  (deuterium). No atom of hydrogen actually has the mass 1.008.

In addition to being useful for determining accurate mass values for individual atoms, the mass spectrometer is used to determine the isotopic composition of a natural element. For example, when a sample of natural neon is injected into a mass spectrometer, the mass spectrum shown in Fig. 3.2 is obtained. The areas of the “peaks” or the heights of the bars indicate the relative abundances of  $^{20}_{10}\text{Ne}$ ,  $^{21}_{10}\text{Ne}$ , and  $^{22}_{10}\text{Ne}$  atoms.

**EXAMPLE 3.1****The Average Mass of an Element**

Copper nugget.

**Figure 3.3**

Mass spectrum of natural copper.

When a sample of natural copper is vaporized and injected into a mass spectrometer, the results shown in Fig. 3.3 are obtained. Use these data to compute the average mass of natural copper. (The mass values for  $^{63}\text{Cu}$  and  $^{65}\text{Cu}$  are 62.93 amu and 64.93 amu, respectively.)

**Solution**

As shown by the graph, of every 100 atoms of natural copper, 69.09 are  $^{63}\text{Cu}$  and 30.91 are  $^{65}\text{Cu}$ . Thus the mass of 100 atoms of natural copper is

$$(69.09 \text{ atoms})\left(62.93 \frac{\text{amu}}{\text{atom}}\right) + (30.91 \text{ atoms})\left(64.93 \frac{\text{amu}}{\text{atom}}\right) = 6355 \text{ amu}$$

The *average mass* of a copper atom is

$$\frac{6355 \text{ amu}}{100 \text{ atoms}} = 63.55 \text{ amu/atom}$$

This mass value is used in doing calculations involving the reactions of copper and is the value given in the table inside the front cover of this book.

**Reality Check:** When you finish a calculation, you should always check whether your answer makes sense. In this case our answer of 63.55 amu is between the masses of the atoms that make up natural copper. This makes sense. The answer could not be smaller than 62.93 amu or larger than 64.93 amu.

**SEE EXERCISES 3.33 AND 3.34**

### 3.3 ► The Mole

Because samples of matter typically contain so many atoms, a unit of measure called the *mole* has been established for use in counting atoms. For our purposes, it is most convenient to define the **mole** (abbreviated mol) as *the number equal to the number of carbon atoms in exactly 12 grams of pure  $^{12}\text{C}$* . Techniques such as mass spectrometry, which count atoms very precisely, have been used to determine this number as  $6.02214 \times 10^{23}$  ( $6.022 \times 10^{23}$  will be sufficient for our purposes). This number is called **Avogadro's number** to honor his contributions to chemistry. **One mole of something consists of  $6.022 \times 10^{23}$  units of that substance.** Just as a dozen eggs is 12 eggs, a mole of eggs is  $6.022 \times 10^{23}$  eggs.

The magnitude of the number  $6.022 \times 10^{23}$  is very difficult to imagine. To give you some idea, 1 mole of seconds represents a span of time 4 million times as long as the earth has already existed, and 1 mole of marbles is enough to cover the entire earth to a depth of 50 miles! However, since atoms are so tiny, a mole of atoms or molecules is a perfectly manageable quantity to use in a reaction (see Fig. 3.4).

How do we use the mole in chemical calculations? Recall that Avogadro's number is defined as the number of atoms in exactly 12 grams of  $^{12}\text{C}$ . This means that 12 grams of  $^{12}\text{C}$  contains  $6.022 \times 10^{23}$  atoms. It also means that a 12.01-gram sample of natural carbon contains  $6.022 \times 10^{23}$  atoms (a mixture of  $^{12}\text{C}$ ,  $^{13}\text{C}$ , and  $^{14}\text{C}$  atoms, with an average atomic mass of 12.01). Since the ratio of the masses of the samples (12 g/12.01 g) is the same as the ratio of the masses of the individual components (12 amu/12.01 amu), the two samples contain the *same number* of atoms ( $6.022 \times 10^{23}$ ).

To be sure this point is clear, think of oranges with an average mass of 0.5 pound each and grapefruit with an average mass of 1.0 pound each. Any two sacks for which the sack of grapefruit weighs twice as much as the sack of oranges will contain the same number of pieces of fruit. The same idea extends to atoms. Compare natural carbon (average mass of 12.01) and natural helium (average mass of 4.003). A sample of 12.01 grams of natural carbon contains the same number of atoms as 4.003 grams of natural helium. Both samples contain 1 mole of atoms ( $6.022 \times 10^{23}$ ). Table 3.1 gives more examples that illustrate this basic idea.

*Thus the mole is defined such that a sample of a natural element with a mass equal to the element's atomic mass expressed in grams contains 1 mole of atoms.* This definition also fixes the relationship between the atomic mass unit and the gram. Since  $6.022 \times 10^{23}$  atoms of carbon (each with a mass of 12 amu) have a mass of 12 g, then

$$(6.022 \times 10^{23} \text{ atoms}) \left( \frac{12 \text{ amu}}{\text{atom}} \right) = 12 \text{ g}$$



The SI definition of the mole is the amount of a substance that contains as many entities as there are in exactly 12 g of carbon-12.

Avogadro's number is  $6.022 \times 10^{23}$ . One mole of anything is  $6.022 \times 10^{23}$  units of that substance.

The mass of 1 mole of an element is equal to its atomic mass in grams.

**Figure 3.4**

Proceeding clockwise from the top, samples containing one mole each of copper, aluminum, iron, sulfur, iodine, and (in the center) mercury.

Table 3.1 ► Comparison of 1-Mole Samples of Various Elements

Element	Number of Atoms Present	Mass of Sample (g)
Aluminum	$6.022 \times 10^{23}$	26.98
Copper	$6.022 \times 10^{23}$	63.55
Iron	$6.022 \times 10^{23}$	55.85
Sulfur	$6.022 \times 10^{23}$	32.07
Iodine	$6.022 \times 10^{23}$	126.9
Mercury	$6.022 \times 10^{23}$	200.6

and

$$6.022 \times 10^{23} \text{ amu} = 1 \text{ g}$$

↑  
Exact  
number

This relationship can be used to derive the unit factor needed to convert between atomic mass units and grams.

### EXAMPLE 3.2 — Determining the Mass of a Sample of Atoms

Americium is an element that does not occur naturally. It can be made in very small amounts in a device known as a *particle accelerator*. Compute the mass in grams of a sample of americium containing six atoms.

#### Solution

From the table inside the front cover of the text, we note that one americium atom has a mass of 243 amu. Thus the mass of six atoms is

$$6 \text{ atoms} \times 243 \frac{\text{amu}}{\text{atom}} = 1.46 \times 10^3 \text{ amu}$$

Using the relationship

$$6.022 \times 10^{23} \text{ amu} = 1 \text{ g}$$

we write the conversion factor for converting atomic mass units to grams:

$$\frac{1 \text{ g}}{6.022 \times 10^{23} \text{ amu}}$$

The mass of six americium atoms in grams is

$$1.46 \times 10^3 \text{ amu} \times \frac{1 \text{ g}}{6.022 \times 10^{23} \text{ amu}} = 2.42 \times 10^{-21} \text{ g}$$

**Reality Check:** Since this sample contains only six atoms, the mass should be very small as the amount  $2.42 \times 10^{-21} \text{ g}$  indicates.

SEE EXERCISE 3.41

To do chemical calculations, you must understand what the mole means and how to determine the number of moles in a given mass of a substance. These procedures are illustrated in Examples 3.3 and 3.4.

### EXAMPLE 3.3 — Determining Moles of Atoms

Aluminum (Al) is a metal with a high strength-to-mass ratio and a high resistance to corrosion; thus it is often used for structural purposes. Compute both the number of moles of atoms and the number of atoms in a 10.0-g sample of aluminum.



(left) Pure aluminum. (right) Aluminum alloys are used for many high-quality bicycle components, such as this chain wheel.

#### Solution

The mass of 1 mole ( $6.022 \times 10^{23}$  atoms) of aluminum is 26.98 g. The sample we are considering has a mass of 10.0 g. Since the mass is less than 26.98 g, this sample contains less than 1 mole of aluminum atoms. We can calculate the number of moles of aluminum atoms in 10.0 g as follows:

$$10.0 \text{ g Al} \times \frac{1 \text{ mol Al}}{26.98 \text{ g Al}} = 0.371 \text{ mol Al atoms}$$

The number of atoms in 10.0 g (0.371 mol) of aluminum is

$$0.371 \text{ mol Al} \times \frac{6.022 \times 10^{23} \text{ atoms}}{1 \text{ mol Al}} = 2.23 \times 10^{23} \text{ atoms}$$

**Reality Check:** One mole of Al has a mass of 26.98 g and contains  $6.022 \times 10^{23}$  atoms. Our sample is 10.0 g, which is roughly 1/3 of 26.98. Thus the calculated amount should be on the order of 1/3 of  $6 \times 10^{23}$ , which it is.

SEE EXERCISE 3.42

### EXAMPLE 3.4 — Calculating Numbers of Atoms

A silicon chip used in an integrated circuit of a microcomputer has a mass of 5.68 mg. How many silicon (Si) atoms are present in the chip?

#### Solution

The strategy for doing this problem is to convert from milligrams of silicon to grams of silicon, then to moles of silicon, and finally to atoms of silicon:

$$5.68 \text{ mg Si} \times \frac{1 \text{ g Si}}{1000 \text{ mg Si}} = 5.68 \times 10^{-3} \text{ g Si}$$

$$5.68 \times 10^{-3} \text{ g Si} \times \frac{1 \text{ mol Si}}{28.09 \text{ g Si}} = 2.02 \times 10^{-4} \text{ mol Si}$$

$$2.02 \times 10^{-4} \text{ mol Si} \times \frac{6.022 \times 10^{23} \text{ atoms}}{1 \text{ mol Si}} = 1.22 \times 10^{20} \text{ atoms}$$

Always check to see if your answer is sensible.

Paying careful attention to units and making sure the answer is reasonable can help you detect an inverted conversion factor or a number that was incorrectly entered in your calculator.



**Reality Check:** Note that 5.68 mg of silicon is clearly much less than 1 mol of silicon (which has a mass of 28.09 g), so the final answer of  $1.22 \times 10^{20}$  atoms (compared with  $6.022 \times 10^{23}$  atoms) is in the right direction.

SEE EXERCISE 3.43

### EXAMPLE 3.5 Calculating the Number of Moles and Mass

Cobalt (Co) is a metal that is added to steel to improve its resistance to corrosion. Calculate both the number of moles in a sample of cobalt containing  $5.00 \times 10^{20}$  atoms and the mass of the sample.

#### Solution

Note that the sample of  $5.00 \times 10^{20}$  atoms of cobalt is less than 1 mole ( $6.022 \times 10^{23}$  atoms) of cobalt. What fraction of a mole it represents can be determined as follows:

$$5.00 \times 10^{20} \text{ atoms Co} \times \frac{1 \text{ mol Co}}{6.022 \times 10^{23} \text{ atoms Co}} = 8.30 \times 10^{-4} \text{ mol Co}$$

Since the mass of 1 mole of cobalt atoms is 58.93 g, the mass of  $5.00 \times 10^{20}$  atoms can be determined as follows:

$$8.30 \times 10^{-4} \text{ mol Co} \times \frac{58.93 \text{ g Co}}{1 \text{ mol Co}} = 4.89 \times 10^{-2} \text{ g Co}$$

**Reality Check:** In this case the sample contains  $5 \times 10^{20}$  atoms, which is approximately 1/1000 of a mole. Thus the sample should have a mass of about  $(1/1000)(58.93) \cong 0.06$ . Our answer of  $\sim 0.05$  makes sense.

SEE EXERCISE 3.44

## 3.4 ► Molar Mass

A chemical compound is, ultimately, a collection of atoms. For example, methane (the major component of natural gas) consists of molecules that each contain one carbon and four hydrogen atoms ( $\text{CH}_4$ ). How can we calculate the mass of 1 mole of methane; that is, what is the mass of  $6.022 \times 10^{23}$   $\text{CH}_4$  molecules? Since each  $\text{CH}_4$  molecule contains one carbon atom and four hydrogen atoms, 1 mole of  $\text{CH}_4$  molecules contains 1 mole of carbon atoms and 4 moles of hydrogen atoms. The mass of 1 mole of methane can be found by summing the masses of carbon and hydrogen present:

$$\text{Mass of 1 mol C} = 12.01 \text{ g}$$

$$\text{Mass of 4 mol H} = 4 \times 1.008 \text{ g}$$

$$\text{Mass of 1 mol CH}_4 = 16.04 \text{ g}$$

Because 16.04 g represents the mass of 1 mole of methane molecules, it makes sense to call it the *molar mass* for methane. Thus the **molar mass** of a substance is *the mass in grams of one mole of the compound*. Traditionally, the term *molecular weight* has been used for this quantity. However, we will use molar mass exclusively in this text. The molar mass of a known substance is obtained by summing the masses of the component atoms as we did for methane.

Methane is a molecular compound—its components are molecules. Many substances are ionic—they contain simple ions or polyatomic ions. Examples are  $\text{NaCl}$  (contains  $\text{Na}^+$  and  $\text{Cl}^-$ ) and  $\text{CaCO}_3$  (contains  $\text{Ca}^{2+}$  and  $\text{CO}_3^{2-}$ ). Because ionic compounds do not contain



Fragments of cobalt metal.

In this case, the term 12.01 limits the number of significant figures.

A substance's molar mass is the mass in grams of 1 mole of the substance.

molecules, we need a special name for the fundamental unit of these materials. Instead of molecule, we use the term *formula unit*. Thus  $\text{CaCO}_3$  is the formula unit for calcium carbonate, and  $\text{NaCl}$  is the formula unit for sodium chloride.

## EXAMPLE 3.6

## Calculating Molar Mass I

Juglone, a dye known for centuries, is produced from the husks of black walnuts. It is also a natural herbicide (weed killer) that kills off competitive plants around the black walnut tree but does not affect grass and other noncompetitive plants. The formula for juglone is  $\text{C}_{10}\text{H}_6\text{O}_3$ .

- Calculate the molar mass of juglone.
- A sample of  $1.56 \times 10^{-2}$  g of pure juglone was extracted from black walnut husks. How many moles of juglone does this sample represent?

## Solution

- The molar mass is obtained by summing the masses of the component atoms. In 1 mole of juglone there are 10 moles of carbon atoms, 6 moles of hydrogen atoms, and 3 moles of oxygen atoms:

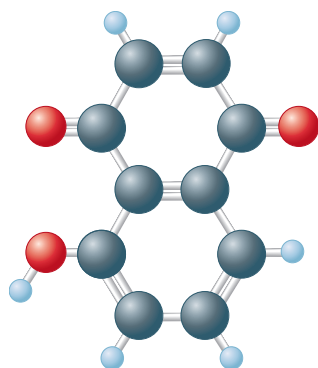
$$\begin{aligned} 10 \text{ C: } & 10 \times 12.01 \text{ g} = 120.1 \text{ g} \\ 6 \text{ H: } & 6 \times 1.008 \text{ g} = 6.048 \text{ g} \\ 3 \text{ O: } & 3 \times 16.00 \text{ g} = 48.00 \text{ g} \\ \text{Mass of 1 mol } \text{C}_{10}\text{H}_6\text{O}_3 & = 174.1 \text{ g} \end{aligned}$$

The mass of 1 mole of juglone is 174.1 g, which is the molar mass.

- The mass of 1 mole of this compound is 174.1 g; thus  $1.56 \times 10^{-2}$  g is much less than a mole. The exact fraction of a mole can be determined as follows:

$$1.56 \times 10^{-2} \text{ g juglone} \times \frac{1 \text{ mol juglone}}{174.1 \text{ g juglone}} = 8.96 \times 10^{-5} \text{ mol juglone}$$

SEE EXERCISES 3.47 THROUGH 3.50



Juglone

## EXAMPLE 3.7

## Calculating Molar Mass II

Calcium carbonate ( $\text{CaCO}_3$ ), also called *calcite*, is the principal mineral found in limestone, marble, chalk, pearls, and the shells of marine animals such as clams.

- Calculate the molar mass of calcium carbonate.
- A certain sample of calcium carbonate contains 4.86 moles. What is the mass in grams of this sample? What is the mass of the  $\text{CO}_3^{2-}$  ions present?

## Solution

- Calcium carbonate is an ionic compound composed of  $\text{Ca}^{2+}$  and  $\text{CO}_3^{2-}$  ions. In 1 mole of calcium carbonate there are 1 mole of  $\text{Ca}^{2+}$  ions and 1 mole of  $\text{CO}_3^{2-}$  ions. The molar mass is calculated by summing the masses of the components:

$$\begin{aligned} 1 \text{ Ca}^{2+}: & 1 \times 40.08 \text{ g} = 40.08 \text{ g} \\ 1 \text{ CO}_3^{2-}: & \\ 1 \text{ C: } & 1 \times 12.01 \text{ g} = 12.01 \text{ g} \\ 3 \text{ O: } & 3 \times 16.00 \text{ g} = 48.00 \text{ g} \\ \text{Mass of 1 mol } \text{CaCO}_3 & = 100.09 \text{ g} \end{aligned}$$

Calcite ( $\text{CaCO}_3$ ) crystals.

Thus the mass of 1 mole of  $\text{CaCO}_3$  (1 mol  $\text{Ca}^{2+}$  plus 1 mol  $\text{CO}_3^{2-}$ ) is 100.09 g. This is the molar mass.

- b. The mass of 1 mole of  $\text{CaCO}_3$  is 100.09 g. The sample contains nearly 5 moles, or close to 500 g. The exact amount is determined as follows:

$$4.86 \text{ mol } \text{CaCO}_3 \times \frac{100.09 \text{ g } \text{CaCO}_3}{1 \text{ mol } \text{CaCO}_3} = 486 \text{ g } \text{CaCO}_3$$

To find the mass of carbonate ions ( $\text{CO}_3^{2-}$ ) present in this sample, we must realize that 4.86 moles of  $\text{CaCO}_3$  contains 4.86 moles of  $\text{Ca}^{2+}$  ions and 4.86 moles of  $\text{CO}_3^{2-}$  ions. The mass of 1 mole of  $\text{CO}_3^{2-}$  ions is

$$1 \text{ C: } 1 \times 12.01 = 12.01 \text{ g}$$

$$3 \text{ O: } 3 \times 16.00 = 48.00 \text{ g}$$

$$\text{Mass of 1 mol } \text{CO}_3^{2-} = 60.01 \text{ g}$$

Thus the mass of 4.86 moles of  $\text{CO}_3^{2-}$  ions is

$$4.86 \text{ mol } \text{CO}_3^{2-} \times \frac{60.01 \text{ g } \text{CO}_3^{2-}}{1 \text{ mol } \text{CO}_3^{2-}} = 292 \text{ g } \text{CO}_3^{2-}$$

SEE EXERCISES 3.51 THROUGH 3.54

### EXAMPLE 3.8

### Molar Mass and Numbers of Molecules



Isopentyl acetate is released when a bee stings.

Isopentyl acetate ( $\text{C}_7\text{H}_{14}\text{O}_2$ ) is the compound responsible for the scent of bananas. A molecular model of isopentyl acetate is shown in the margin below. Interestingly, bees release about  $1 \mu\text{g}$  ( $1 \times 10^{-6}$  g) of this compound when they sting. The resulting scent attracts other bees to join the attack. How many molecules of isopentyl acetate are released in a typical bee sting? How many atoms of carbon are present?

#### Solution

Since we are given a mass of isopentyl acetate and want to find the number of molecules, we must first compute the molar mass:

$$7 \text{ mol C} \times 12.01 \frac{\text{g}}{\text{mol}} = 84.07 \text{ g C}$$

$$14 \text{ mol H} \times 1.008 \frac{\text{g}}{\text{mol}} = 14.11 \text{ g H}$$

$$2 \text{ mol O} \times 16.00 \frac{\text{g}}{\text{mol}} = \frac{32.00 \text{ g O}}{130.18 \text{ g}}$$

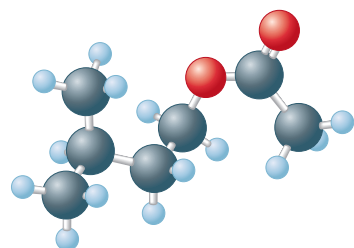
This means that 1 mole of isopentyl acetate ( $6.022 \times 10^{23}$  molecules) has a mass of 130.18 g.

To find the number of molecules released in a sting, we must first determine the number of moles of isopentyl acetate in  $1 \times 10^{-6}$  g:

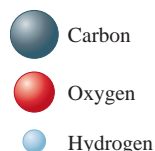
$$1 \times 10^{-6} \text{ g } \text{C}_7\text{H}_{14}\text{O}_2 \times \frac{1 \text{ mol } \text{C}_7\text{H}_{14}\text{O}_2}{130.18 \text{ g } \text{C}_7\text{H}_{14}\text{O}_2} = 8 \times 10^{-9} \text{ mol } \text{C}_7\text{H}_{14}\text{O}_2$$

Since 1 mole is  $6.022 \times 10^{23}$  units, we can determine the number of molecules:

$$8 \times 10^{-9} \text{ mol } \text{C}_7\text{H}_{14}\text{O}_2 \times \frac{6.022 \times 10^{23} \text{ molecules}}{1 \text{ mol } \text{C}_7\text{H}_{14}\text{O}_2} = 5 \times 10^{15} \text{ molecules}$$



Isopentyl acetate



To determine the number of carbon atoms present, we must multiply the number of molecules by 7, since each molecule of isopentyl acetate contains seven carbon atoms:

$$5 \times 10^{15} \text{ molecules} \times \frac{7 \text{ carbon atoms}}{\text{molecule}} = 4 \times 10^{16} \text{ carbon atoms}$$

To show the correct number of significant figures in each calculation, we round after each step. In your calculations, always carry extra significant figures through to the end; then round.

**Note:** In keeping with our practice of always showing the correct number of significant figures, we have rounded after each step. However, if extra digits are carried throughout this problem, the final answer rounds to  $3 \times 10^{16}$ .

SEE EXERCISES 3.55 THROUGH 3.60

## 3.5 ▶ Learning to Solve Problems

One of the great rewards of studying chemistry is to become a good problem solver. Being able to solve complex problems is a talent that will serve you well in all walks of life. It is our purpose in this text to help you learn to solve problems in a flexible, creative way based on understanding the fundamental ideas of chemistry. We call this approach **conceptual problem solving**.

The ultimate goal is to be able to solve new problems (that is, problems you have not seen before) on your own. In this text we will provide problems and offer solutions by explaining how to think about the problems. While the answers to these problems are important, it is perhaps even more important to understand the process—the thinking necessary to get the answer. Although at first we will be solving the problem for you, do not take a passive role. While studying the solution, it is crucial that you interactively think through the problem with us. Do not skip the discussion and jump to the answer. Usually, the solution will involve asking a series of questions. Make sure that you understand each step in the process. This active approach should apply to problems outside of chemistry as well. For example, imagine riding with someone in a car to an unfamiliar destination. If your goal is simply to have the other person get you to that destination, you will probably not pay much attention to how to get there (passive), and if you have to find this same place in the future on your own, you will probably not be able to do it. If, however, your goal is to learn how to get there, you would pay attention to distances, signs, and turns (active). This is how you should read the solutions in the text (and the text in general).

While actively studying our solutions to problems is helpful, at some point you will need to know how to think through these problems on your own. If we help you too much as you solve a problem, you won't really learn effectively. If we always "drive," you won't interact as meaningfully with the material. Eventually you need to learn to drive yourself. We will provide more help at the beginning of the text and less as we proceed to later chapters.

There are two fundamentally different ways you might use to approach a problem. One way emphasizes memorization. We might call this the "pigeonholing method." In this approach, the first step is to label the problem—to decide in which pigeonhole it fits. The pigeonholing method requires that we provide you with a set of steps that you memorize and store in the appropriate slot for each different problem you encounter. The difficulty with this method is that it requires a new pigeonhole each time a problem is changed by even a small amount.

Consider the driving analogy again. Suppose you have memorized how to drive from your house to the grocery store. Do you know how to drive back from the grocery store to your house? Not necessarily. If you have only memorized the directions and do not understand fundamental principles such as "I traveled north to get to the store, so my house is south of the store," you may find yourself stranded. In a more complicated example,



Pigeon holes can be used for sorting and classifying objects like mail.

suppose you know how to get from your house to the store (and back) and from your house to the library (and back). Can you get from the library to the store without having to go back home? Probably not if you have only memorized directions and you do not have a “big picture” of where your house, the store, and the library are relative to one another.

The second approach is conceptual problem solving, in which we help you get the “big picture”—a real understanding of the situation. This approach to problem solving looks within the problem for a solution. In this method we assume that the problem is a new one, and we let the problem guide us as we solve it. In this approach we ask a series of questions as we proceed and use our knowledge of fundamental principles to answer these questions. Learning this approach requires some patience, but the reward for learning to solve problems this way is that we become an effective solver of any new problem that confronts us in daily life or in our work in any field. In summary, instead of looking outside the problem for a memorized solution, we will look inside the problem and let the problem help us as we proceed to a solution.

To help us as we proceed to solve a problem, the following organizing principles will be useful to us:

1. We need to read the problem and decide on the final goal. Then we sort through the facts given, focusing on the key words and often drawing a diagram of the problem. In this part of the analysis we need to state the problem as simply and as visually as possible. We could summarize this process as “**Where are we going?**”
2. We need to work backwards from the final goal to decide where to start. For example, in a stoichiometry problem we always start with the chemical reaction. Then we ask a series of questions as we proceed, such as, “What are the reactants and products?” “What is the balanced equation?” “What are the amounts of the reactants?” and so on. Our understanding of the fundamental principles of chemistry will enable us to answer each of these simple questions and will eventually lead us to the final solution. We might summarize this process as “**How do we get there?**”
3. Once we get the solution of the problem, then we ask ourselves, “Does it make sense?” That is, does our answer seem reasonable? We call this the **Reality Check**. It always pays to check your answer.

Using a conceptual approach to problem solving will enable you to develop real confidence as a problem solver. You will no longer panic when you see a problem that is different in some ways from those you have solved in the past. Although you might be frustrated at times as you learn this method, we guarantee that it will pay dividends later and should make your experience with chemistry a positive one that will prepare you for any career you choose.

To summarize, one of our major goals in this text is to help you become a creative problem solver. We will do this by, at first, giving you lots of guidance in how to solve problems. We will “drive,” but we hope you will be paying attention instead of just “riding along.” As we move forward, we will gradually shift more of the responsibility to you. As you gain confidence in letting the problem guide you, you will be amazed at how effective you can be at solving some really complex problems—just like the ones you will confront in “real life.”

### 3.6 ► Percent Composition of Compounds

There are two common ways of describing the composition of a compound: in terms of the numbers of its constituent atoms and in terms of the percentages (by mass) of its elements. We can obtain the mass percents of the elements from the formula of the compound by comparing the mass of each element present in 1 mole of the compound to the total mass of 1 mole of the compound.

For example, for ethanol, which has the formula  $C_2H_5OH$ , the mass of each element present and the molar mass are obtained as follows:

$$\text{Mass of C} = 2 \text{ mol} \times 12.01 \frac{\text{g}}{\text{mol}} = 24.02 \text{ g}$$

$$\text{Mass of H} = 6 \text{ mol} \times 1.008 \frac{\text{g}}{\text{mol}} = 6.048 \text{ g}$$

$$\text{Mass of O} = 1 \text{ mol} \times 16.00 \frac{\text{g}}{\text{mol}} = 16.00 \text{ g}$$

$$\text{Mass of 1 mol } C_2H_5OH = 46.07 \text{ g}$$

The **mass percent** (often called the *weight percent*) of carbon in ethanol can be computed by comparing the mass of carbon in 1 mole of ethanol to the total mass of 1 mole of ethanol and multiplying the result by 100:

$$\begin{aligned} \text{Mass percent of C} &= \frac{\text{mass of C in 1 mol } C_2H_5OH}{\text{mass of 1 mol } C_2H_5OH} \times 100\% \\ &= \frac{24.02 \text{ g}}{46.07 \text{ g}} \times 100\% = 52.14\% \end{aligned}$$

The mass percents of hydrogen and oxygen in ethanol are obtained in a similar manner:

$$\begin{aligned} \text{Mass percent of H} &= \frac{\text{mass of H in 1 mol } C_2H_5OH}{\text{mass of 1 mol } C_2H_5OH} \times 100\% \\ &= \frac{6.048 \text{ g}}{46.07 \text{ g}} \times 100\% = 13.13\% \end{aligned}$$

$$\begin{aligned} \text{Mass percent of O} &= \frac{\text{mass of O in 1 mol } C_2H_5OH}{\text{mass of 1 mol } C_2H_5OH} \times 100\% \\ &= \frac{16.00 \text{ g}}{46.07 \text{ g}} \times 100\% = 34.73\% \end{aligned}$$

**Reality Check:** Notice that the percentages add up to 100.00%; this provides a check that the calculations are correct.

### EXAMPLE 3.9

### Calculating Mass Percent

Carvone is a substance that occurs in two forms having different arrangements of the atoms but the same molecular formula ( $C_{10}H_{14}O$ ) and mass. One type of carvone gives caraway seeds their characteristic smell, and the other type is responsible for the smell of spearmint oil. Compute the mass percent of each element in carvone.

#### Solution

#### Where are we going?

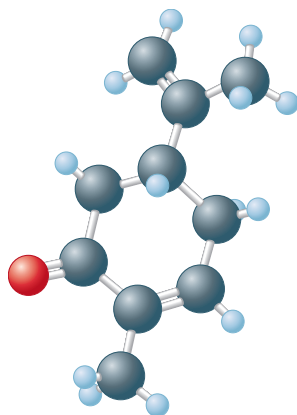
- To find the mass percent of each element in carvone

*What do we know?*

- ✓ Molecular formula,  $C_{10}H_{14}O$

*What information do we need to find the mass percent?*

- ✓ Mass of each element (we'll use 1 mol carvone)
- ✓ Molar mass of carvone



Carvone

**How do we get there?**

What is the mass of each element in 1 mol  $C_{10}H_{14}O$ ?

$$\text{Mass of C in 1 mol} = 10 \text{ mol} \times 12.01 \frac{\text{g}}{\text{mol}} = 120.1 \text{ g}$$

$$\text{Mass of H in 1 mol} = 14 \text{ mol} \times 1.008 \frac{\text{g}}{\text{mol}} = 14.11 \text{ g}$$

$$\text{Mass of O in 1 mol} = 1 \text{ mol} \times 16.00 \frac{\text{g}}{\text{mol}} = 16.00 \text{ g}$$

What is the molar mass of  $C_{10}H_{14}O$ ?

$$120.1 \text{ g} + 14.11 \text{ g} + 16.00 \text{ g} = 150.2 \text{ g}$$



What is the mass percent of each element?

We find the fraction of the total mass contributed by each element and convert it to a percentage:

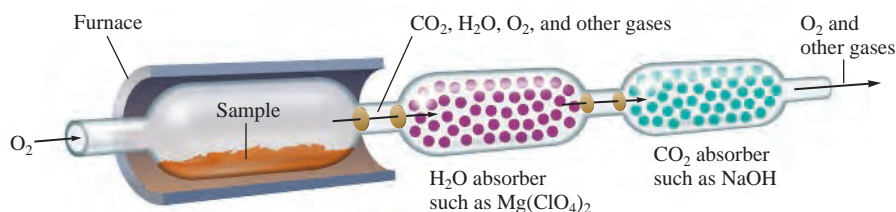
- Mass percent of C =  $\frac{120.1 \text{ g C}}{150.2 \text{ g } C_{10}H_{14}O} \times 100\% = 79.96\%$
- Mass percent of H =  $\frac{14.11 \text{ g H}}{150.2 \text{ g } C_{10}H_{14}O} \times 100\% = 9.394\%$
- Mass percent of O =  $\frac{16.00 \text{ g O}}{150.2 \text{ g } C_{10}H_{14}O} \times 100\% = 10.65\%$

**Reality Check:** Sum the individual mass percent values—they should total to 100% within round-off errors. In this case, the percentages add up to 100.00%.

SEE EXERCISES 3.67 AND 3.68

### 3.7 ► Determining the Formula of a Compound

When a new compound is prepared, one of the first items of interest is the formula of the compound. This is most often determined by taking a weighed sample of the compound and either decomposing it into its component elements or reacting it with oxygen to produce substances such as  $CO_2$ ,  $H_2O$ , and  $N_2$ , which are then collected and weighed. A device for doing this type of analysis is shown in Fig. 3.5. The results of such analyses provide the mass of each type of element in the compound, which can be used to determine the mass percent of each element.



**Figure 3.5**

A schematic diagram of the combustion device used to analyze substances for carbon and hydrogen. The sample is burned in the presence of excess oxygen, which converts all its carbon to carbon dioxide and all its hydrogen to water. These products are collected by absorption using appropriate materials, and their amounts are determined by measuring the increase in masses of the absorbents.

We will see how information of this type can be used to compute the formula of a compound. Suppose a substance has been prepared that is composed of carbon, hydrogen, and nitrogen. When 0.1156 gram of this compound is reacted with oxygen, 0.1638 gram of carbon dioxide ( $\text{CO}_2$ ) and 0.1676 gram of water ( $\text{H}_2\text{O}$ ) are collected. Assuming that all the carbon in the compound is converted to  $\text{CO}_2$ , we can determine the mass of carbon originally present in the 0.1156-gram sample. To do this, we must use the fraction (by mass) of carbon in  $\text{CO}_2$ . The molar mass of  $\text{CO}_2$  is

$$\text{C: } 1 \text{ mol} \times 12.01 \frac{\text{g}}{\text{mol}} = 12.01 \text{ g}$$

$$\text{O: } 2 \text{ mol} \times 16.00 \frac{\text{g}}{\text{mol}} = 32.00 \text{ g}$$

$$\text{Molar mass of } \text{CO}_2 = 44.01 \text{ g/mol}$$

The fraction of carbon present by mass is

$$\frac{\text{Mass of C}}{\text{Total mass of } \text{CO}_2} = \frac{12.01 \text{ g C}}{44.01 \text{ g } \text{CO}_2}$$

This factor can now be used to determine the mass of carbon in 0.1638 gram of  $\text{CO}_2$ :

$$0.1638 \text{ g } \text{CO}_2 \times \frac{12.01 \text{ g C}}{44.01 \text{ g } \text{CO}_2} = 0.04470 \text{ g C}$$

Remember that this carbon originally came from the 0.1156-gram sample of unknown compound. Thus the mass percent of carbon in this compound is

$$\frac{0.04470 \text{ g C}}{0.1156 \text{ g compound}} \times 100\% = 38.67\% \text{ C}$$

The same procedure can be used to find the mass percent of hydrogen in the unknown compound. We assume that all the hydrogen present in the original 0.1156 gram of compound was converted to  $\text{H}_2\text{O}$ . The molar mass of  $\text{H}_2\text{O}$  is 18.02 grams, and the fraction of hydrogen by mass in  $\text{H}_2\text{O}$  is

$$\frac{\text{Mass of H}}{\text{Mass of } \text{H}_2\text{O}} = \frac{2.016 \text{ g H}}{18.02 \text{ g } \text{H}_2\text{O}}$$

Therefore, the mass of hydrogen in 0.1676 gram of  $\text{H}_2\text{O}$  is

$$0.1676 \text{ g } \text{H}_2\text{O} \times \frac{2.016 \text{ g H}}{18.02 \text{ g } \text{H}_2\text{O}} = 0.01875 \text{ g H}$$

The mass percent of hydrogen in the compound is

$$\frac{0.01875 \text{ g H}}{0.1156 \text{ g compound}} \times 100\% = 16.22\% \text{ H}$$

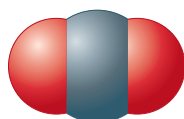
The unknown compound contains only carbon, hydrogen, and nitrogen. So far we have determined that it is 38.67% carbon and 16.22% hydrogen. The remainder must be nitrogen:

$$100.00\% - (38.67\% + 16.22\%) = 45.11\% \text{ N}$$

$\uparrow$   
% C
 $\uparrow$   
% H

We have determined that the compound contains 38.67% carbon, 16.22% hydrogen, and 45.11% nitrogen. Next we use these data to obtain the formula.

Since the formula of a compound indicates the *numbers* of atoms in the compound, we must convert the masses of the elements to numbers of atoms. The easiest way to do this is to work with 100.00 grams of the compound. In the present case, 38.67% carbon by mass means 38.67 grams of carbon per 100.00 grams of compound; 16.22% hydrogen means 16.22 grams of hydrogen per 100.00 grams of compound; and so on. To determine



$\text{CO}_2$



$\text{H}_2\text{O}$



the formula, we must calculate the number of carbon atoms in 38.67 grams of carbon, the number of hydrogen atoms in 16.22 grams of hydrogen, and the number of nitrogen atoms in 45.11 grams of nitrogen. We can do this as follows:

$$38.67 \text{ g C} \times \frac{1 \text{ mol C}}{12.01 \text{ g C}} = 3.220 \text{ mol C}$$

$$16.22 \text{ g H} \times \frac{1 \text{ mol H}}{1.008 \text{ g H}} = 16.09 \text{ mol H}$$

$$45.11 \text{ g N} \times \frac{1 \text{ mol N}}{14.01 \text{ g N}} = 3.220 \text{ mol N}$$

Thus 100.00 grams of this compound contains 3.220 moles of carbon atoms, 16.09 moles of hydrogen atoms, and 3.220 moles of nitrogen atoms.

We can find the smallest *whole-number ratio* of atoms in this compound by dividing each of the mole values above by the smallest of the three:

$$\text{C: } \frac{3.220}{3.220} = 1.000 = 1$$

$$\text{H: } \frac{16.09}{3.220} = 4.997 = 5$$

$$\text{N: } \frac{3.220}{3.220} = 1.000 = 1$$

Thus the formula might well be  $\text{CH}_5\text{N}$ . However, it also could be  $\text{C}_2\text{H}_{10}\text{N}_2$  or  $\text{C}_3\text{H}_{15}\text{N}_3$ , and so on—that is, some multiple of the smallest whole-number ratio. Each of these alternatives also has the correct relative numbers of atoms. That is, any molecule that can be represented as  $(\text{CH}_5\text{N})_n$ , where  $n$  is an integer, has the **empirical formula**  $\text{CH}_5\text{N}$ . To be able to specify the exact formula of the molecule involved, the **molecular formula**, we must know the molar mass.

Molecular formula = (empirical formula)<sub>n</sub>, where  $n$  is an integer.

Suppose we know that this compound with empirical formula  $\text{CH}_5\text{N}$  has a molar mass of 31.06 g/mol. How do we determine which of the possible choices represents the molecular formula? Since the molecular formula is always a whole-number multiple of the empirical formula, we must first find the empirical formula mass for  $\text{CH}_5\text{N}$ :

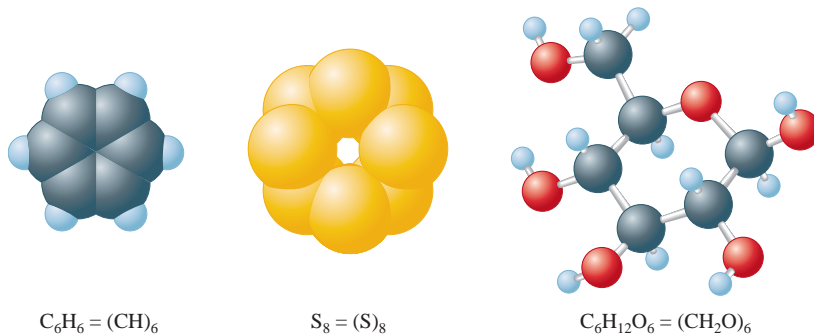
$$1 \text{ C: } 1 \times 12.01 \text{ g} = 12.01 \text{ g}$$

$$5 \text{ H: } 5 \times 1.008 \text{ g} = 5.040 \text{ g}$$

$$1 \text{ N: } 1 \times 14.01 \text{ g} = 14.01 \text{ g}$$

$$\text{Formula mass of } \text{CH}_5\text{N} = 31.06 \text{ g/mol}$$

This is the same as the known molar mass of the compound. Thus in this case the empirical formula and the molecular formula are the same; this substance consists of molecules with the formula  $\text{CH}_5\text{N}$ . It is quite common for the empirical and molecular formulas to be different; some examples where this is the case are shown in Fig. 3.6.



**Figure 3.6**

Examples of substances whose empirical and molecular formulas differ. Notice that molecular formula = (empirical formula)<sub>n</sub>, where  $n$  is an integer.

## PROBLEM-SOLVING STRATEGY

## Empirical Formula Determination

- Since mass percentage gives the number of grams of a particular element per 100 grams of compound, base the calculation on 100 grams of compound. Each percent will then represent the mass in grams of that element.
- Determine the number of moles of each element present in 100 grams of compound using the atomic masses of the elements present.
- Divide each value of the number of moles by the smallest of the values. If each resulting number is a whole number (after appropriate rounding), these numbers represent the subscripts of the elements in the empirical formula.
- If the numbers obtained in the previous step are not whole numbers, multiply each number by an integer so that the results are all whole numbers.

Numbers very close to whole numbers, such as 9.92 and 1.08, should be rounded to whole numbers. Numbers such as 2.25, 4.33, and 2.72 should not be rounded to whole numbers.

## PROBLEM-SOLVING STRATEGY

## Determining Molecular Formula from Empirical Formula

- Obtain the empirical formula.
- Compute the mass corresponding to the empirical formula.
- Calculate the ratio

$$\frac{\text{Molar mass}}{\text{Empirical formula mass}}$$

- The integer from the previous step represents the number of empirical formula units in one molecule. When the empirical formula subscripts are multiplied by this integer, the molecular formula results. This procedure is summarized by the equation:

$$\text{Molecular formula} = (\text{empirical formula}) \times \frac{\text{molar mass}}{\text{empirical formula mass}}$$

## EXAMPLE 3.10

## Determining Empirical and Molecular Formulas I

Determine the empirical and molecular formulas for a compound that gives the following percentages on analysis (in mass percents):

$$71.65\% \text{ Cl} \quad 24.27\% \text{ C} \quad 4.07\% \text{ H}$$

The molar mass is known to be 98.96 g/mol.

## Solution

## Where are we going?

- To find the empirical and molecular formulas for the given compound

*What do we know?*

- ✓ Percent of each element
- ✓ Molar mass of the compound is 98.96 g/mol

What information do we need to find the empirical formula?

- ✓ Mass of each element in 100.00 g of compound
- ✓ Moles of each element

### How do we get there?

What is the mass of each element in 100.00 g of compound?

Cl 71.65 g      C 24.27 g      H 4.07 g

What are the moles of each element in 100.00 g of compound?

$$71.65 \text{ g Cl} \times \frac{1 \text{ mol Cl}}{35.45 \text{ g Cl}} = 2.021 \text{ mol Cl}$$

$$24.27 \text{ g C} \times \frac{1 \text{ mol C}}{12.01 \text{ g C}} = 2.021 \text{ mol C}$$

$$4.07 \text{ g H} \times \frac{1 \text{ mol H}}{1.008 \text{ g H}} = 4.04 \text{ mol H}$$

What is the empirical formula for the compound?

Dividing each mole value by 2.021 (the smallest number of moles present), we find the empirical formula  $\text{ClCH}_2$ .

What is the molecular formula for the compound?

Compare the empirical formula mass to the molar mass.

Empirical formula mass = 49.48 g/mol (Confirm this!)


Molar mass is given = 98.96 g/mol

$$\frac{\text{Molar mass}}{\text{Empirical formula mass}} = \frac{98.96 \text{ g/mol}}{49.48 \text{ g/mol}} = 2$$

$$\text{Molecular formula} = (\text{ClCH}_2)_2 = \text{Cl}_2\text{C}_2\text{H}_4$$

- This substance is composed of molecules with the formula  $\text{Cl}_2\text{C}_2\text{H}_4$ .

**Note:** The method we employ here allows us to determine the molecular formula of a compound but not its structural formula. The compound  $\text{Cl}_2\text{C}_2\text{H}_4$  is called *dichloroethane*. There are two forms of this compound, shown in Fig. 3.7. The form on the right was formerly used as an additive in leaded gasoline.



**Figure 3.7**  
The two forms of dichloroethane.

SEE EXERCISES 3.81 AND 3.82

### EXAMPLE 3.11

## Determining Empirical and Molecular Formulas II

A white powder is analyzed and found to contain 43.64% phosphorus and 56.36% oxygen by mass. The compound has a molar mass of 283.88 g/mol. What are the compound's empirical and molecular formulas?

### Solution

#### Where are we going?

- To find the empirical and molecular formulas for the given compound

What do we know?

- ✓ Percent of each element
- ✓ Molar mass of the compound is 283.88 g/mol

What information do we need to find the empirical formula?

- ✓ Mass of each element in 100.00 g of compound
- ✓ Moles of each element

### How do we get there?

What is the mass of each element in 100.00 g of compound?

$$\text{P} \quad 43.64 \text{ g} \qquad \text{O} \quad 56.36 \text{ g}$$

What are the moles of each element in 100.00 g of compound?

$$43.64 \text{ g-P} \times \frac{1 \text{ mol P}}{30.97 \text{ g-P}} = 1.409 \text{ mol P}$$

$$56.36 \text{ g-O} \times \frac{1 \text{ mol O}}{16.00 \text{ g-O}} = 3.523 \text{ mol O}$$

What is the empirical formula for the compound?

Dividing each mole value by the smaller one gives

$$\frac{1.409}{1.409} = 1 \text{ P} \quad \text{and} \quad \frac{3.523}{1.409} = 2.5 \text{ O}$$

This yields the formula  $\text{PO}_{2.5}$ . Since compounds must contain whole numbers of atoms, the empirical formula should contain only whole numbers. To obtain the simplest set of whole numbers, we multiply both numbers by 2 to give the empirical formula  $\text{P}_2\text{O}_5$ .

What is the molecular formula for the compound?

Compare the empirical formula mass to the molar mass.

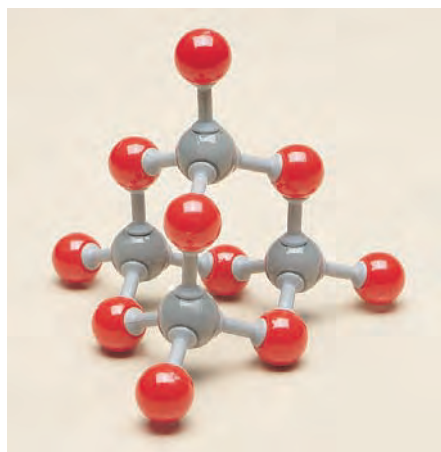
$$\text{Empirical formula mass} = 141.94 \text{ g/mol (Confirm this!)}$$

$$\text{Molar mass is given} = 283.88 \text{ g/mol}$$

$$\frac{\text{Molar mass}}{\text{Empirical formula mass}} = \frac{283.88}{141.94} = 2$$

- The molecular formula is  $(\text{P}_2\text{O}_5)_2$ , or  $\text{P}_4\text{O}_{10}$ .

**Note:** The structural formula for this interesting compound is given in Fig. 3.8.



**Figure 3.8**

The structure of  $\text{P}_4\text{O}_{10}$ . Note that some of the oxygen atoms act as “bridges” between the phosphorus atoms. This compound has a great affinity for water and is often used as a desiccant, or drying agent.

### SEE EXERCISE 3.83

In Examples 3.10 and 3.11 we found the molecular formula by comparing the empirical formula mass with the molar mass. There is an alternate way to obtain the molecular formula. For example, in Example 3.10 we know the molar mass of the compound is 98.96 g/mol. This means that 1 mole of the compound weighs 98.96 grams. Since we also know the mass percentages of each element, we can compute the mass of each element present in 1 mole of compound:

$$\begin{array}{l} \text{Chlorine: } \frac{71.65 \text{ g Cl}}{100.0 \text{ g compound}} \times \frac{98.96 \text{ g}}{\text{mol}} = \frac{70.90 \text{ g Cl}}{\text{mol compound}} \\ \text{Carbon: } \frac{24.27 \text{ g C}}{100.0 \text{ g compound}} \times \frac{98.96 \text{ g}}{\text{mol}} = \frac{24.02 \text{ g C}}{\text{mol compound}} \\ \text{Hydrogen: } \frac{4.07 \text{ g H}}{100.0 \text{ g compound}} \times \frac{98.96 \text{ g}}{\text{mol}} = \frac{4.03 \text{ g H}}{\text{mol compound}} \end{array}$$

Now we can compute moles of atoms present per mole of compound:

$$\begin{aligned} \text{Chlorine: } & \frac{70.90 \text{ g Cl}}{\text{mol compound}} \times \frac{1 \text{ mol Cl}}{35.45 \text{ g Cl}} = \frac{2.000 \text{ mol Cl}}{\text{mol compound}} \\ \text{Carbon: } & \frac{24.02 \text{ g C}}{\text{mol compound}} \times \frac{1 \text{ mol C}}{12.01 \text{ g C}} = \frac{2.000 \text{ mol C}}{\text{mol compound}} \\ \text{Hydrogen: } & \frac{4.03 \text{ g H}}{\text{mol compound}} \times \frac{1 \text{ mol H}}{1.008 \text{ g H}} = \frac{4.00 \text{ mol H}}{\text{mol compound}} \end{aligned}$$

Thus 1 mole of the compound contains 2 mol Cl atoms, 2 mol C atoms, and 4 mol H atoms, and the molecular formula is  $\text{Cl}_2\text{C}_2\text{H}_4$ , as obtained in Example 3.10.

### PROBLEM-SOLVING STRATEGY

#### Determining Molecular Formula from Mass Percent and Molar Mass

- Using the mass percentages and the molar mass, determine the mass of each element present in one mole of compound.
- Determine the number of moles of each element present in one mole of compound.
- The integers from the previous step represent the subscripts in the molecular formula.

### EXAMPLE 3.12

#### Determining a Molecular Formula

Caffeine, a stimulant found in coffee, tea, and chocolate, contains 49.48% carbon, 5.15% hydrogen, 28.87% nitrogen, and 16.49% oxygen by mass and has a molar mass of 194.2 g/mol. Determine the molecular formula of caffeine.

#### Solution

##### Where are we going?

- To find the molecular formula for caffeine

*What do we know?*

- ✓ Percent of each element
  - ✓ 49.48% C
  - ✓ 5.15% H
  - ✓ 28.87% N
  - ✓ 16.49% O
- ✓ Molar mass of caffeine is 194.2 g/mol

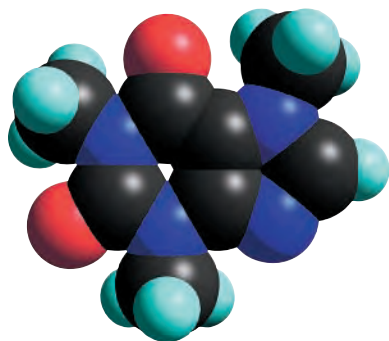
*What information do we need to find the molecular formula?*

- ✓ Mass of each element (in 1 mol caffeine)
- ✓ Mole of each element (in 1 mol caffeine)

##### How do we get there?

*What is the mass of each element in 1 mol (194.2 g) of caffeine?*

$$\begin{aligned} \frac{49.48 \text{ g C}}{100.0 \text{ g caffeine}} \times \frac{194.2 \text{ g}}{\text{mol}} &= \frac{96.09 \text{ g C}}{\text{mol caffeine}} \\ \frac{5.15 \text{ g H}}{100.0 \text{ g caffeine}} \times \frac{194.2 \text{ g}}{\text{mol}} &= \frac{10.0 \text{ g H}}{\text{mol caffeine}} \\ \frac{28.87 \text{ g N}}{100.0 \text{ g caffeine}} \times \frac{194.2 \text{ g}}{\text{mol}} &= \frac{56.07 \text{ g N}}{\text{mol caffeine}} \\ \frac{16.49 \text{ g O}}{100.0 \text{ g caffeine}} \times \frac{194.2 \text{ g}}{\text{mol}} &= \frac{32.02 \text{ g O}}{\text{mol caffeine}} \end{aligned}$$



Computer-generated molecule of caffeine.

What are the moles of each element in 1 mol caffeine?

$$\begin{aligned} \text{Carbon: } & \frac{96.09 \text{ g C}}{\text{mol caffeine}} \times \frac{1 \text{ mol C}}{12.01 \text{ g C}} = \frac{8.001 \text{ mol C}}{\text{mol caffeine}} \\ \text{Hydrogen: } & \frac{10.0 \text{ g H}}{\text{mol caffeine}} \times \frac{1 \text{ mol H}}{1.008 \text{ g H}} = \frac{9.92 \text{ mol H}}{\text{mol caffeine}} \\ \text{Nitrogen: } & \frac{56.07 \text{ g N}}{\text{mol caffeine}} \times \frac{1 \text{ mol N}}{14.01 \text{ g N}} = \frac{4.002 \text{ mol N}}{\text{mol caffeine}} \\ \text{Oxygen: } & \frac{32.02 \text{ g O}}{\text{mol caffeine}} \times \frac{1 \text{ mol O}}{16.00 \text{ g O}} = \frac{2.001 \text{ mol O}}{\text{mol caffeine}} \end{aligned}$$

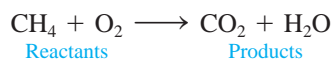
■ Rounding the numbers to integers gives the molecular formula for caffeine:  $\text{C}_8\text{H}_{10}\text{N}_4\text{O}_2$ .

SEE EXERCISE 3.84

## 3.8 ► Chemical Equations

### Chemical Reactions

A chemical change involves a reorganization of the atoms in one or more substances. For example, when the methane ( $\text{CH}_4$ ) in natural gas combines with oxygen ( $\text{O}_2$ ) in the air and burns, carbon dioxide ( $\text{CO}_2$ ) and water ( $\text{H}_2\text{O}$ ) are formed. This process is represented by a **chemical equation** with the **reactants** (here methane and oxygen) on the left side of an arrow and the **products** (carbon dioxide and water) on the right side:

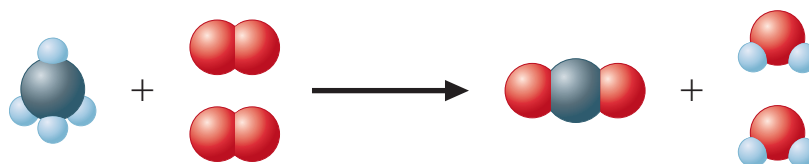


Notice that the atoms have been reorganized. *Bonds have been broken, and new ones have been formed.* It is important to recognize that *in a chemical reaction, atoms are neither created nor destroyed.* All atoms present in the reactants must be accounted for among the products. In other words, there must be the same number of each type of atom on the product side and on the reactant side of the arrow. Making sure that this rule is obeyed is called **balancing a chemical equation** for a reaction.

The equation (shown above) for the reaction between  $\text{CH}_4$  and  $\text{O}_2$  is not balanced. We can see this from the following representation of the reaction:




Notice that the number of oxygen atoms (in  $\text{O}_2$ ) on the left of the arrow is two, while on the right there are three O atoms (in  $\text{CO}_2$  and  $\text{H}_2\text{O}$ ). Also, there are four hydrogen atoms (in  $\text{CH}_4$ ) on the left and only two (in  $\text{H}_2\text{O}$ ) on the right. Remember that a chemical reaction is simply a rearrangement of the atoms (a change in the way they are organized). Atoms are not created or destroyed in a chemical reaction. Thus the reactants and products must occur in numbers that give the same number of each type of atom among both the reactants and products. Simple trial and error will allow us to figure this out for the reaction of methane with oxygen. The needed numbers of molecules are

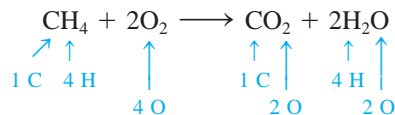


Notice that now we have the same number of each type of atom represented among the reactants and the products.

We can represent the preceding situation in a shorthand manner by the following chemical equation:



We can check that the equation is balanced by comparing the number of each type of atom on both sides:



To summarize, we have

Reactants	Products
1 C	1 C
4 H	4 H
4 O	4 O

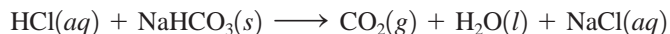
## The Meaning of a Chemical Equation

The chemical equation for a reaction gives two important types of information: the nature of the reactants and products and the relative numbers of each.


The reactants and products in a specific reaction must be identified by experiment. Besides specifying the compounds involved in the reaction, the equation often gives the *physical states* of the reactants and products:

State	Symbol
Solid	(s)
Liquid	(l)
Gas	(g)
Dissolved in water (in aqueous solution)	(aq)

For example, when hydrochloric acid in aqueous solution is added to solid sodium hydrogen carbonate, the products carbon dioxide gas, liquid water, and sodium chloride (which dissolves in the water) are formed:



The relative numbers of reactants and products in a reaction are indicated by the *coefficients* in the balanced equation. (The coefficients can be determined because we know that the same number of each type of atom must occur on both sides of the equation.) For example, the balanced equation



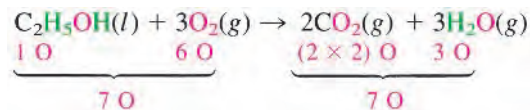
can be interpreted in several equivalent ways, as shown in Table 3.2. Note that the total mass is 80 grams for both reactants and products. We expect the mass to remain constant, since chemical reactions involve only a rearrangement of atoms. Atoms, and therefore mass, are conserved in a chemical reaction.

From this discussion you can see that a balanced chemical equation gives you a great deal of information.

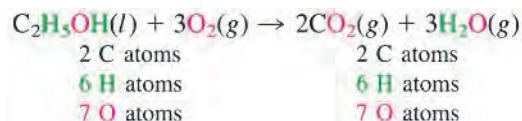




Last, we balance the oxygen atoms. Note that the right side of the preceding equation contains seven oxygen atoms, whereas the left side has only three. We can correct this by putting a 3 before the  $O_2$  to produce the balanced equation:

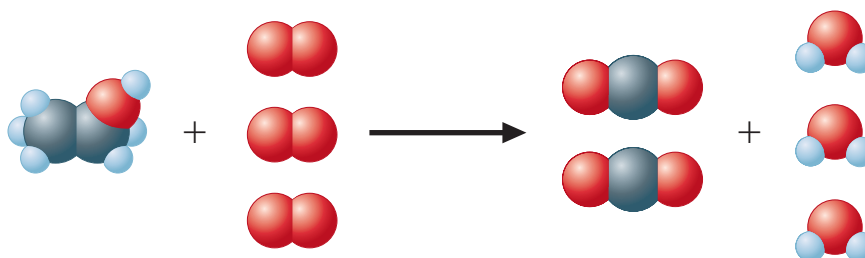


Now we check:



The equation is balanced.

The balanced equation can be represented as follows:



You can see that all the elements balance.

### PROBLEM-SOLVING STRATEGY

#### Writing and Balancing the Equation for a Chemical Reaction

- 1 ► Determine what reaction is occurring. What are the reactants, the products, and the physical states involved?
- 2 ► Write the *unbalanced* equation that summarizes the reaction described in step 1.
- 3 ► Balance the equation by inspection, starting with the most complicated molecule(s). Determine what coefficients are necessary so that the same number of each type of atom appears on both reactant and product sides. Do not change the identities (formulas) of any of the reactants or products.

#### EXAMPLE 3.13

### Balancing a Chemical Equation I

Chromate and dichromate compounds are carcinogens (cancer-inducing agents) and should be handled very carefully.

Chromium compounds exhibit a variety of bright colors. When solid ammonium dichromate,  $(\text{NH}_4)_2\text{Cr}_2\text{O}_7$ , a vivid orange compound, is ignited, a spectacular reaction occurs, as shown in the two photographs on the next page. Although the reaction is actually somewhat more complex, let's assume here that the products are solid chromium(III) oxide, nitrogen gas (consisting of  $\text{N}_2$  molecules), and water vapor. Balance the equation for this reaction.

#### Solution

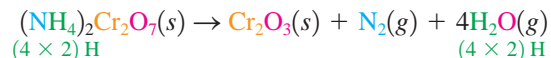
- 1 ► From the description given, the reactant is solid ammonium dichromate,  $(\text{NH}_4)_2\text{Cr}_2\text{O}_7(s)$ , and the products are nitrogen gas,  $\text{N}_2(g)$ , water vapor,  $\text{H}_2\text{O}(g)$ , and solid chromium(III) oxide,  $\text{Cr}_2\text{O}_3(s)$ . The formula for chromium(III) oxide can be determined by recognizing

that the Roman numeral III means that  $\text{Cr}^{3+}$  ions are present. For a neutral compound, the formula must then be  $\text{Cr}_2\text{O}_3$ , since each oxide ion is  $\text{O}^{2-}$ .

2 ► The unbalanced equation is

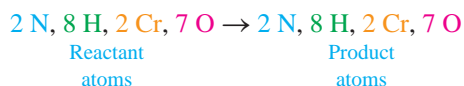


3 ► Note that nitrogen and chromium are balanced (two nitrogen atoms and two chromium atoms on each side), but hydrogen and oxygen are not. A coefficient of 4 for  $\text{H}_2\text{O}$  balances the hydrogen atoms:



Note that in balancing the hydrogen we also have balanced the oxygen, since there are seven oxygen atoms in the reactants and in the products.

**Reality Check:**



The equation is balanced.



Decomposition of ammonium dichromate.



SEE EXERCISES 3.89 THROUGH 3.92


### EXAMPLE 3.14

### Balancing a Chemical Equation II

At  $1000^\circ\text{C}$ , ammonia gas,  $\text{NH}_3(g)$ , reacts with oxygen gas to form gaseous nitric oxide,  $\text{NO}(g)$ , and water vapor. This reaction is the first step in the commercial production of nitric acid by the Ostwald process. Balance the equation for this reaction.

**Solution**

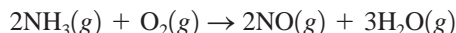
1, 2 ► The unbalanced equation for the reaction is



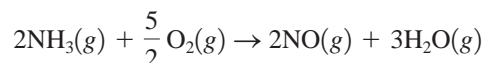
**3 ►** Because all the molecules in this equation are of about equal complexity, where we start in balancing it is rather arbitrary. Let's begin by balancing the hydrogen. A coefficient of 2 for  $\text{NH}_3$  and a coefficient of 3 for  $\text{H}_2\text{O}$  give six atoms of hydrogen on both sides:



The nitrogen can be balanced with a coefficient of 2 for NO:



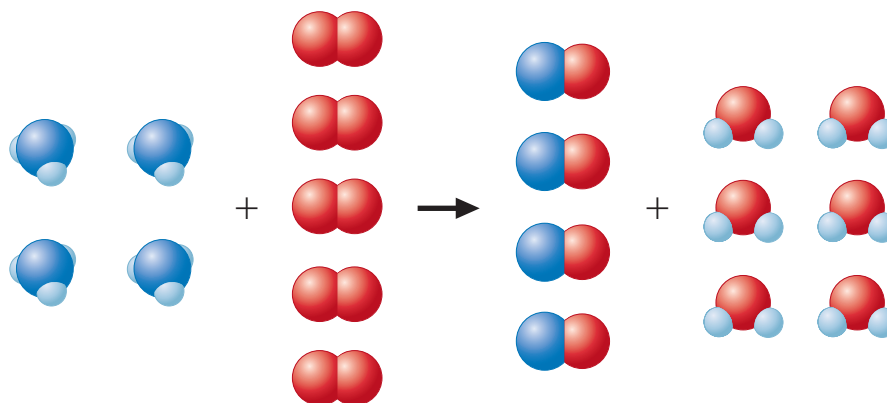
Finally, note that there are two atoms of oxygen on the left and five on the right. The oxygen can be balanced with a coefficient of  $\frac{5}{2}$  for  $\text{O}_2$ :



However, the usual custom is to have whole-number coefficients. We simply multiply the entire equation by 2.



**Reality Check:** There are 4 N, 12 H, and 10 O on both sides, so the equation is balanced. We can represent this balanced equation visually as

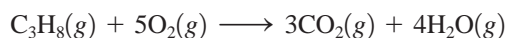


SEE EXERCISES 3.93 THROUGH 3.98

### 3.10 ► Stoichiometric Calculations: Amounts of Reactants and Products

As we have seen in previous sections of this chapter, the coefficients in chemical equations represent *numbers* of molecules, not masses of molecules. However, when a reaction is to be run in a laboratory or chemical plant, the amounts of substances needed cannot be determined by counting molecules directly. Counting is always done by weighing. In this section we will see how chemical equations can be used to determine the *masses* of reacting chemicals.

To develop the principles for dealing with the stoichiometry of reactions, we will consider the reaction of propane with oxygen to produce carbon dioxide and water. We will consider the question: “*What mass of oxygen will react with 96.1 grams of propane?*” In doing stoichiometry, the first thing we must do is *write the balanced chemical equation* for the reaction. In this case the balanced equation is



Before doing any calculations involving a chemical reaction, be sure the equation for the reaction is balanced.



## chemical connections

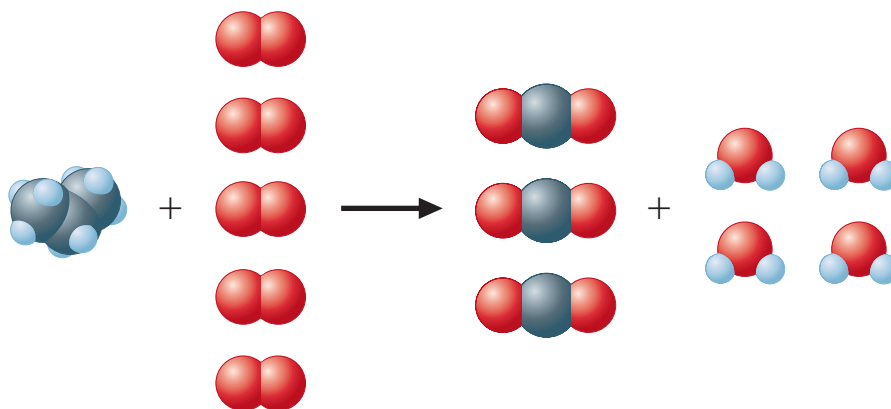
### High Mountains—Low Octane

The next time that you visit a gas station, take a moment to note the octane rating that accompanies the grade of gasoline that you are purchasing. The gasoline is priced according to its octane rating—a measure of the fuel's antiknock properties. In a conventional internal combustion engine, gasoline vapors and air are drawn into the combustion cylinder on the downward stroke of the piston. This air–fuel mixture is compressed on the upward piston stroke (compression stroke), and a spark from the sparkplug ignites the mix. The rhythmic combustion of the air–fuel mix occurring sequentially in several cylinders furnishes the power to propel the vehicle down the road. Excessive heat and pressure (or poor-quality fuel) within the cylinder may cause the premature combustion of the mixture—commonly known as engine “knock” or “ping.” Over time, this engine knock can damage the engine, resulting in inefficient performance and costly repairs.

A consumer typically is faced with three choices of gasoline, with octane ratings of 87 (regular), 89 (midgrade), and 93 (premium). But if you happen to travel or live in the

higher elevations of the Rocky Mountain states, you might be surprised to find different octane ratings at the gasoline pumps. The reason for this provides a lesson in stoichiometry. At higher elevations the air is less dense—the volume of oxygen per unit volume of air is smaller. Most engines are designed to achieve a 14:1 oxygen-to-fuel ratio in the cylinder prior to combustion. If less oxygen is available, then less fuel is required to achieve this optimal ratio. In turn, the lower volumes of oxygen and fuel result in a lower pressure in the cylinder. Because high pressure tends to promote knocking, the lower pressure within engine cylinders at higher elevations promotes a more controlled combustion of the air–fuel mixture, and therefore octane requirements are lower. While consumers in the Rocky Mountain states can purchase three grades of gasoline, the octane ratings of these fuel blends are different from those in the rest of the United States. In Denver, Colorado, regular gasoline is 85 octane, midgrade is 87 octane, and premium is 91 octane—2 points lower than gasoline sold in most of the rest of the country.

which can be visualized as



This equation means that 1 mole of  $\text{C}_3\text{H}_8$  reacts with 5 moles of  $\text{O}_2$  to produce 3 moles of  $\text{CO}_2$  and 4 moles of  $\text{H}_2\text{O}$ . To use this equation to find the masses of reactants and products, we must be able to convert between masses and moles of substances. Thus we must first ask: “How many moles of propane are present in 96.1 grams of propane?” The molar mass of propane to three significant figures is 44.1 (that is,  $3 \times 12.01 + 8 \times 1.008$ ). The moles of propane can be calculated as follows:

$$96.1 \text{ g C}_3\text{H}_8 \times \frac{1 \text{ mol C}_3\text{H}_8}{44.1 \text{ g C}_3\text{H}_8} = 2.18 \text{ mol C}_3\text{H}_8$$

Next we must take into account the fact that each mole of propane reacts with 5 moles of oxygen. The best way to do this is to use the balanced equation to construct a **mole ratio**. In this case we want to convert from moles of propane to moles of oxygen. From the balanced equation we see that 5 moles of  $O_2$  is required for each mole of  $C_3H_8$ , so the appropriate ratio is

$$\frac{5 \text{ mol } O_2}{1 \text{ mol } C_3H_8}$$

Multiplying the number of moles of  $C_3H_8$  by this factor gives the number of moles of  $O_2$  required:

$$2.18 \text{ mol } C_3H_8 \times \frac{5 \text{ mol } O_2}{1 \text{ mol } C_3H_8} = 10.9 \text{ mol } O_2$$

Notice that the mole ratio is set up so that the moles of  $C_3H_8$  cancel out, and the units that result are moles of  $O_2$ .

Since the original question asked for the mass of oxygen needed to react with 96.1 grams of propane, the 10.9 moles of  $O_2$  must be converted to *grams*. Since the molar mass of  $O_2$  is 32.0 g/mol,

$$10.9 \text{ mol } O_2 \times \frac{32.0 \text{ g } O_2}{1 \text{ mol } O_2} = 349 \text{ g } O_2$$

Therefore, 349 grams of oxygen is required to burn 96.1 grams of propane.

This example can be extended by asking: “*What mass of carbon dioxide is produced when 96.1 grams of propane is combusted with oxygen?*” In this case we must convert between moles of propane and moles of carbon dioxide. This can be accomplished by looking at the balanced equation, which shows that 3 moles of  $CO_2$  is produced for each mole of  $C_3H_8$  reacted. The mole ratio needed to convert from moles of propane to moles of carbon dioxide is

$$\frac{3 \text{ mol } CO_2}{1 \text{ mol } C_3H_8}$$

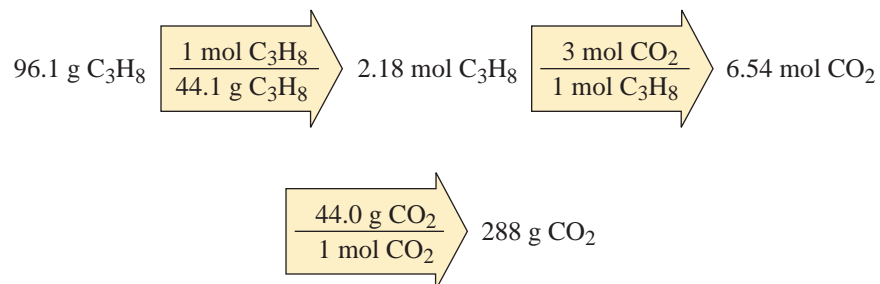
The conversion is

$$2.18 \text{ mol } C_3H_8 \times \frac{3 \text{ mol } CO_2}{1 \text{ mol } C_3H_8} = 6.54 \text{ mol } CO_2$$

Then, using the molar mass of  $CO_2$  (44.0 g/mol), we calculate the mass of  $CO_2$  produced:

$$6.54 \text{ mol } CO_2 \times \frac{44.0 \text{ g } CO_2}{1 \text{ mol } CO_2} = 288 \text{ g } CO_2$$

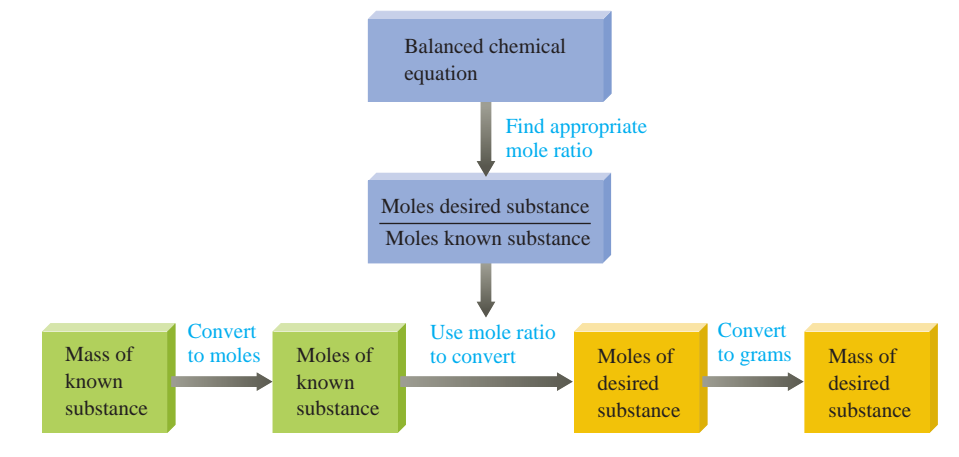
We will now summarize the sequence of steps needed to carry out stoichiometric calculations.



## PROBLEM-SOLVING STRATEGY

## Calculating Masses of Reactants and Products in Chemical Reactions

- 1 ► Balance the equation for the reaction.
- 2 ► Convert the known mass of the reactant or product to moles of that substance.
- 3 ► Use the balanced equation to set up the appropriate mole ratios.
- 4 ► Use the appropriate mole ratios to calculate the number of moles of the desired reactant or product.
- 5 ► Convert from moles back to grams if required by the problem.



## EXAMPLE 3.15

## Chemical Stoichiometry I

Solid lithium hydroxide is used in space vehicles to remove exhaled carbon dioxide from the living environment by forming solid lithium carbonate and liquid water. What mass of gaseous carbon dioxide can be absorbed by 1.00 kg of lithium hydroxide?

## Solution

## Where are we going?

- To find the mass of  $\text{CO}_2$  absorbed by 1.00 kg  $\text{LiOH}$

What do we know?

- ✓ Chemical reaction



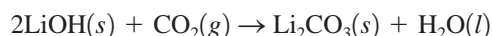
- ✓ 1.00 kg  $\text{LiOH}$

What information do we need to find the mass of  $\text{CO}_2$ ?

- ✓ Balanced equation for the reaction

## How do we get there?

- 1 ► What is the balanced equation?



## 2 ► What are the moles of LiOH?

To find the moles of LiOH, we need to know the molar mass.

What is the molar mass for LiOH?

$$6.941 + 16.00 + 1.008 = 23.95 \text{ g/mol}$$

Now we use the molar mass to find the moles of LiOH:

$$1.00 \text{ kg LiOH} \times \frac{1000 \text{ g LiOH}}{1 \text{ kg LiOH}} \times \frac{1 \text{ mol LiOH}}{23.95 \text{ g LiOH}} = 41.8 \text{ mol LiOH}$$

3 ► What is the mole ratio between CO<sub>2</sub> and LiOH in the balanced equation?

$$\frac{1 \text{ mol CO}_2}{2 \text{ mol LiOH}}$$

4 ► What are the moles of CO<sub>2</sub>?

$$41.8 \text{ mol LiOH} \times \frac{1 \text{ mol CO}_2}{2 \text{ mol LiOH}} = 20.9 \text{ mol CO}_2$$

5 ► What is the mass of CO<sub>2</sub> formed from 1.00 kg LiOH?

$$20.9 \text{ mol CO}_2 \times \frac{44.0 \text{ g CO}_2}{1 \text{ mol CO}_2} = 9.20 \times 10^2 \text{ g CO}_2$$

- Thus 920. g of CO<sub>2</sub>(g) will be absorbed by 1.00 kg of LiOH(s).

SEE EXERCISES 3.99 AND 3.100

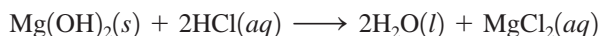
## EXAMPLE 3.16

## Chemical Stoichiometry II

Baking soda (NaHCO<sub>3</sub>) is often used as an antacid. It neutralizes excess hydrochloric acid secreted by the stomach:



Milk of magnesia, which is an aqueous suspension of magnesium hydroxide, is also used as an antacid:



Which is the more effective antacid per gram, NaHCO<sub>3</sub> or Mg(OH)<sub>2</sub>?

**Solution****Where are we going?**

- To compare the acid neutralizing power of NaHCO<sub>3</sub> and Mg(OH)<sub>2</sub> per gram

What do we know?

- ✓ Balanced equations for the reactions
- ✓ 1.00 g NaHCO<sub>3</sub>
- ✓ 1.00 g Mg(OH)<sub>2</sub>

**How do we get there?****For NaHCO<sub>3</sub>**

## 1 ► What is the balanced equation?



- 2 ► What are the moles of  $\text{NaHCO}_3$  in 1.00 g?

To find the moles of  $\text{NaHCO}_3$ , we need to know the molar mass (84.01 g/mol).

$$1.00 \text{ g NaHCO}_3 \times \frac{1 \text{ mol NaHCO}_3}{84.01 \text{ g NaHCO}_3} = 1.19 \times 10^{-2} \text{ mol NaHCO}_3$$

- 3 ► What is the mole ratio between  $\text{HCl}$  and  $\text{NaHCO}_3$  in the balanced equation?

$$\frac{1 \text{ mol HCl}}{1 \text{ mol NaHCO}_3}$$

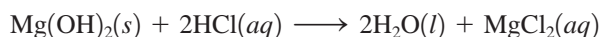
- 4 ► What are the moles of  $\text{HCl}$ ?

$$1.19 \times 10^{-2} \text{ mol NaHCO}_3 \times \frac{1 \text{ mol HCl}}{1 \text{ mol NaHCO}_3} = 1.19 \times 10^{-2} \text{ mol HCl}$$

Thus 1.00 g of  $\text{NaHCO}_3$  will neutralize  $1.19 \times 10^{-2}$  mol  $\text{HCl}$ .

#### For $\text{Mg(OH)}_2$

- 1 ► What is the balanced equation?



- 2 ► What are the moles of  $\text{Mg(OH)}_2$  in 1.00 g?

To find the moles of  $\text{Mg(OH)}_2$ , we need to know the molar mass (58.32 g/mol).

$$1.00 \text{ g Mg(OH)}_2 \times \frac{1 \text{ mol Mg(OH)}_2}{58.32 \text{ g Mg(OH)}_2} = 1.71 \times 10^{-2} \text{ mol Mg(OH)}_2$$

- 3 ► What is the mole ratio between  $\text{HCl}$  and  $\text{Mg(OH)}_2$  in the balanced equation?

$$\frac{2 \text{ mol HCl}}{1 \text{ mol Mg(OH)}_2}$$

- 4 ► What are the moles of  $\text{HCl}$ ?

$$1.71 \times 10^{-2} \text{ mol Mg(OH)}_2 \times \frac{2 \text{ mol HCl}}{1 \text{ mol Mg(OH)}_2} = 3.42 \times 10^{-2} \text{ mol HCl}$$

Thus 1.00 g of  $\text{Mg(OH)}_2$  will neutralize  $3.42 \times 10^{-2}$  mol  $\text{HCl}$ .

- Since 1.00 g  $\text{NaHCO}_3$  neutralizes  $1.19 \times 10^{-2}$  mol  $\text{HCl}$  and 1.00 g  $\text{Mg(OH)}_2$  neutralizes  $3.42 \times 10^{-2}$  mol  $\text{HCl}$ ,  $\text{Mg(OH)}_2$  is the more effective antacid.



Milk of magnesia contains a suspension of  $\text{Mg(OH)}_2(s)$ .

SEE EXERCISES 3.101 AND 3.102

## 3.11 ► The Concept of Limiting Reagent

Suppose you have a part-time job in a sandwich shop. One very popular sandwich is always made as follows:



Assume that you come to work one day and find the following quantities of ingredients:

8 slices bread

9 slices meat

5 slices cheese

How many sandwiches can you make? What will be left over?



To solve this problem, let's see how many sandwiches we can make with each component:

$$\text{Bread:} \quad 8 \text{ slices bread} \times \frac{1 \text{ sandwich}}{2 \text{ slices bread}} = 4 \text{ sandwiches}$$

$$\text{Meat:} \quad 9 \text{ slices meat} \times \frac{1 \text{ sandwich}}{3 \text{ slices meat}} = 3 \text{ sandwiches}$$

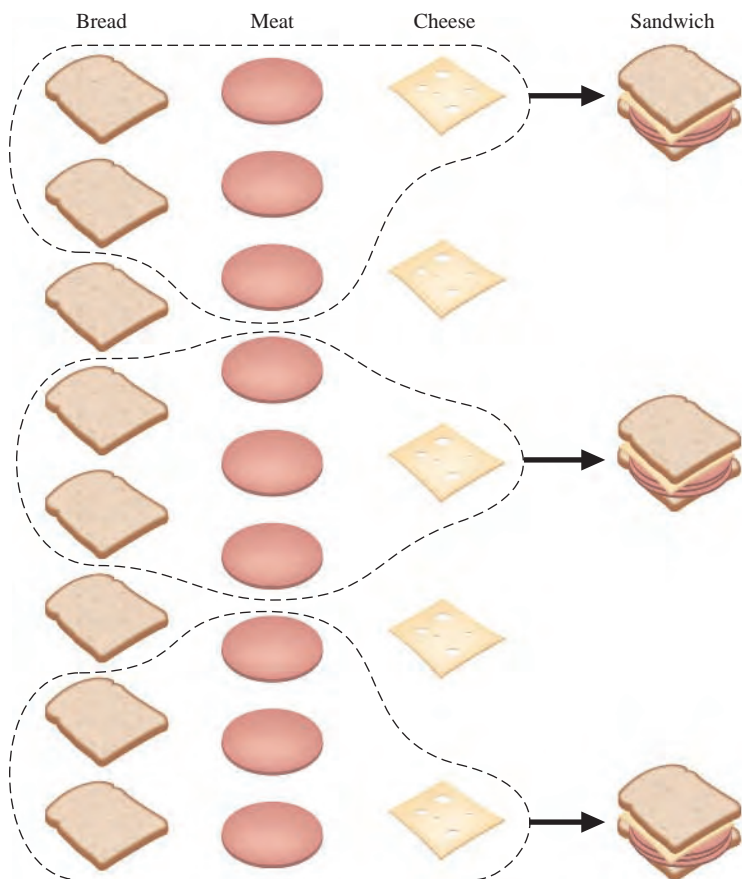
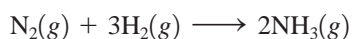
$$\text{Cheese:} \quad 5 \text{ slices cheese} \times \frac{1 \text{ sandwich}}{1 \text{ slice cheese}} = 5 \text{ sandwiches}$$

How many sandwiches can you make? The answer is 3. When you run out of meat, you must stop making sandwiches. The meat is the limiting ingredient. See Fig. 3.9.

What do you have left over? Making 3 sandwiches requires 6 pieces of bread. You started with 8 slices, so you have 2 slices of bread left. You also used 3 pieces of cheese for the 3 sandwiches, so you have 2 pieces of cheese left.

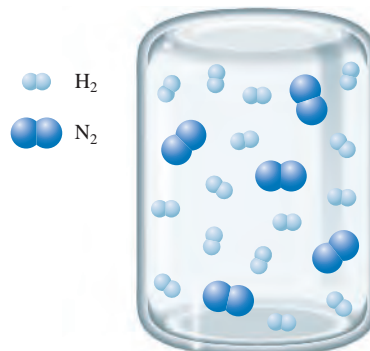
In this example, the ingredient present in the largest number (the meat) was actually the component that limited the number of sandwiches you could make. This situation arose because each sandwich required 3 slices of meat—more than the quantity required of any other ingredient.

When molecules react with each other to form products, considerations very similar to those involved in making sandwiches arise. We can illustrate these ideas with the reaction of  $\text{N}_2(\text{g})$  and  $\text{H}_2(\text{g})$  to form  $\text{NH}_3(\text{g})$ :

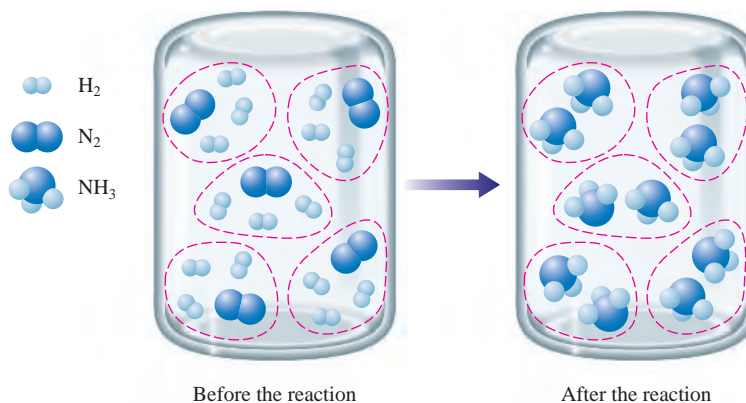


**Figure 3.9**  
Making sandwiches.

Consider the following container of  $\text{N}_2(\text{g})$  and  $\text{H}_2(\text{g})$ :



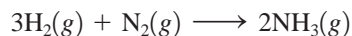
What will this container look like if the reaction between  $\text{N}_2$  and  $\text{H}_2$  proceeds to completion? To answer this question, you need to remember that each  $\text{N}_2$  requires 3  $\text{H}_2$  molecules to form 2  $\text{NH}_3$ . To make things clear, we will circle groups of reactants:



In this case, the mixture of  $\text{N}_2$  and  $\text{H}_2$  contained just the number of molecules needed to form  $\text{NH}_3$  with nothing left over. That is, the ratio of the number of  $\text{H}_2$  molecules to  $\text{N}_2$  molecules was

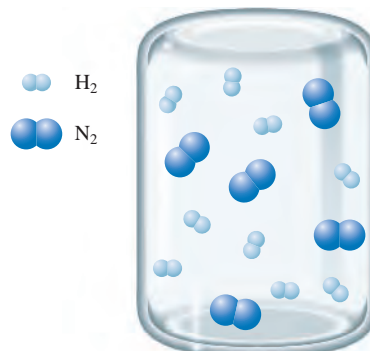
$$\frac{15\text{H}_2}{5\text{N}_2} = \frac{3\text{H}_2}{1\text{N}_2}$$

This ratio exactly matches the numbers in the balanced equation

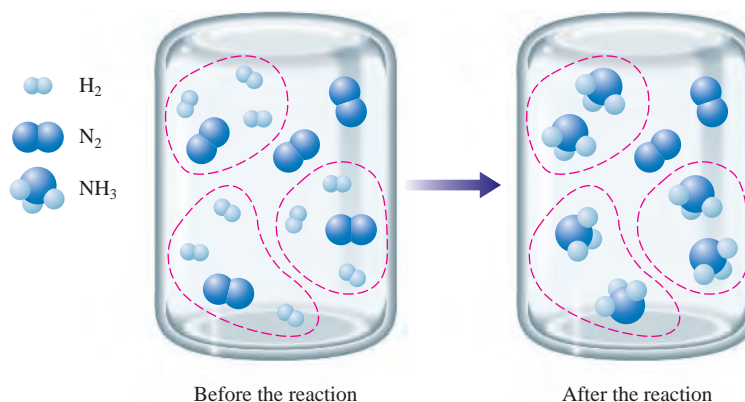


This type of mixture is called a **stoichiometric mixture**—one that contains the relative amounts of reactants that match the numbers in the balanced equation. In this case all reactants will be consumed to form products.

Now consider another container of  $\text{N}_2(\text{g})$  and  $\text{H}_2(\text{g})$ :



What will the container look like if the reaction between  $\text{N}_2(\text{g})$  and  $\text{H}_2(\text{g})$  proceeds to completion? Remember that each  $\text{N}_2$  requires 3  $\text{H}_2$ . Circling groups of reactants, we have

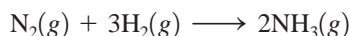


In this case, the hydrogen ( $\text{H}_2$ ) is limiting. That is, the  $\text{H}_2$  molecules are used up before all the  $\text{N}_2$  molecules are consumed. In this situation the amount of hydrogen limits the amount of product (ammonia) that can form—hydrogen is the limiting reactant. Some  $\text{N}_2$  molecules are left over in this case because the reaction runs out of  $\text{H}_2$  molecules first. To determine how much product can be formed from a given mixture of reactants, we have to look for the reactant that is limiting—the one that runs out first and thus limits the amount of product that can form. In some cases, the mixture of reactants might be stoichiometric—that is, all reactants run out at the same time. In general, however, you cannot assume that a given mixture of reactants is a stoichiometric mixture, so you must determine whether one of the reactants is limiting. The reactant that runs out first and thus limits the amounts of products that can form is called the **limiting reactant (limiting reagent)**.

To this point we have considered examples where the numbers of reactant molecules could be counted. In “real life” you can’t count the molecules directly—you can’t see them, and even if you could, there would be far too many to count. Instead, you must count by weighing. We must therefore explore how to find the limiting reactant, given the masses of the reactants.

In the laboratory or chemical plant we work with much larger quantities than the few molecules of the preceding example. Therefore, we must learn to deal with limiting reactants using moles. The ideas are exactly the same, except that we are using moles of molecules instead of individual molecules. For example, suppose 25.0 kilograms of nitrogen and 5.00 kilograms of hydrogen are mixed and reacted to form ammonia. How do we calculate the mass of ammonia produced when this reaction is run to completion (until one of the reactants is completely consumed)?

As in the preceding example, we must use the balanced equation



to determine whether nitrogen or hydrogen is the limiting reactant and then to determine the amount of ammonia that is formed. We first calculate the moles of reactants present:

$$25.0 \text{ kg-N}_2 \times \frac{1000 \text{ g-N}_2}{1 \text{ kg-N}_2} \times \frac{1 \text{ mol N}_2}{28.0 \text{ g-N}_2} = 8.93 \times 10^2 \text{ mol N}_2$$

$$5.00 \text{ kg-H}_2 \times \frac{1000 \text{ g-H}_2}{1 \text{ kg-H}_2} \times \frac{1 \text{ mol H}_2}{2.016 \text{ g-H}_2} = 2.48 \times 10^3 \text{ mol H}_2$$

Since 1 mol  $\text{N}_2$  reacts with 3 mol  $\text{H}_2$ , the number of moles of  $\text{H}_2$  that will react exactly with  $8.93 \times 10^2$  mol  $\text{N}_2$  is

$$8.93 \times 10^2 \text{ mol-N}_2 \times \frac{3 \text{ mol H}_2}{1 \text{ mol-N}_2} = 2.68 \times 10^3 \text{ mol H}_2$$

Always determine which reactant is limiting.

Thus  $8.93 \times 10^2 \text{ mol N}_2$  requires  $2.68 \times 10^3 \text{ mol H}_2$  to react completely. However, in this case, only  $2.48 \times 10^3 \text{ mol H}_2$  is present. This means that the hydrogen will be consumed before the nitrogen. Thus hydrogen is the *limiting reactant* in this particular situation, and we must use the amount of hydrogen to compute the quantity of ammonia formed:

$$2.48 \times 10^3 \text{ mol H}_2 \times \frac{2 \text{ mol NH}_3}{3 \text{ mol H}_2} = 1.65 \times 10^3 \text{ mol NH}_3$$

Converting moles to kilograms gives

$$1.65 \times 10^3 \text{ mol NH}_3 \times \frac{17.0 \text{ g NH}_3}{1 \text{ mol NH}_3} = 2.80 \times 10^4 \text{ g NH}_3 = 28.0 \text{ kg NH}_3$$

Note that to determine the limiting reactant, we could have started instead with the given amount of hydrogen and calculated the moles of nitrogen required:

$$2.48 \times 10^3 \text{ mol H}_2 \times \frac{1 \text{ mol N}_2}{3 \text{ mol H}_2} = 8.27 \times 10^2 \text{ mol N}_2$$

Thus  $2.48 \times 10^3 \text{ mol H}_2$  requires  $8.27 \times 10^2 \text{ mol N}_2$ . Since  $8.93 \times 10^2 \text{ mol N}_2$  is actually present, the nitrogen is in excess. The hydrogen will run out first, and thus again we find that hydrogen limits the amount of ammonia formed.

A related but simpler way to determine which reactant is limiting is to compare the mole ratio of the substances required by the balanced equation with the mole ratio of reactants actually present. For example, in this case the mole ratio of  $\text{H}_2$  to  $\text{N}_2$  required by the balanced equation is

$$\frac{3 \text{ mol H}_2}{1 \text{ mol N}_2}$$

That is,

$$\frac{\text{mol H}_2 \text{ (required)}}{\text{mol N}_2} = \frac{3}{1} = 3$$

In this experiment we have  $2.48 \times 10^3 \text{ mol H}_2$  and  $8.93 \times 10^2 \text{ mol N}_2$ . Thus the ratio

$$\frac{\text{mol H}_2 \text{ (actual)}}{\text{mol N}_2} = \frac{2.48 \times 10^3}{8.93 \times 10^2} = 2.78$$

Since 2.78 is less than 3, the actual mole ratio of  $\text{H}_2$  to  $\text{N}_2$  is too small, and  $\text{H}_2$  must be limiting. If the actual  $\text{H}_2$  to  $\text{N}_2$  mole ratio had been greater than 3, then the  $\text{H}_2$  would have been in excess and the  $\text{N}_2$  would be limiting.

### EXAMPLE 3.17

## Stoichiometry: Limiting Reactant

Nitrogen gas can be prepared by passing gaseous ammonia over solid copper(II) oxide at high temperatures. The other products of the reaction are solid copper and water vapor. If a sample containing 18.1 g of  $\text{NH}_3$  is reacted with 90.4 g of  $\text{CuO}$ , which is the limiting reactant? How many grams of  $\text{N}_2$  will be formed?

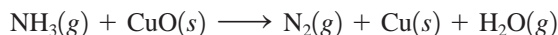
### Solution

#### Where are we going?

- To find the limiting reactant
- To find the mass of  $\text{N}_2$  produced

What do we know?

- ✓ The chemical reaction



- ✓ 18.1 g  $\text{NH}_3$

- ✓ 90.4 g  $\text{CuO}$

What information do we need?

- ✓ Balanced equation for the reaction

- ✓ Moles of  $\text{NH}_3$

- ✓ Moles of  $\text{CuO}$

### How do we get there?

#### To find the limiting reactant

What is the balanced equation?



What are the moles of  $\text{NH}_3$  and  $\text{CuO}$ ?

To find the moles, we need to know the molar masses.

$$\text{NH}_3 \quad 17.03 \text{ g/mol}$$

$$\text{CuO} \quad 79.55 \text{ g/mol}$$

$$18.1 \text{ g } \cancel{\text{NH}_3} \times \frac{1 \text{ mol } \text{NH}_3}{17.03 \text{ g } \cancel{\text{NH}_3}} = 1.06 \text{ mol } \text{NH}_3$$

$$90.4 \text{ g } \cancel{\text{CuO}} \times \frac{1 \text{ mol } \text{CuO}}{79.55 \text{ g } \cancel{\text{CuO}}} = 1.14 \text{ mol } \text{CuO}$$

What is the mole ratio between  $\text{NH}_3$  and  $\text{CuO}$  in the balanced equation?

$$\frac{3 \text{ mol } \text{CuO}}{2 \text{ mol } \text{NH}_3}$$

How many moles of  $\text{CuO}$  are required to react with 1.06 mol  $\text{NH}_3$ ?

$$1.06 \text{ mol } \cancel{\text{NH}_3} \times \frac{3 \text{ mol } \text{CuO}}{2 \text{ mol } \cancel{\text{NH}_3}} = 1.59 \text{ mol } \text{CuO}$$

- Thus 1.59 mol  $\text{CuO}$  is required to react with 1.06 mol  $\text{NH}_3$ . Since only 1.14 mol  $\text{CuO}$  is actually present, the amount of  $\text{CuO}$  is limiting;  $\text{CuO}$  will run out before  $\text{NH}_3$  does. We can verify this conclusion by comparing the mole ratio of  $\text{CuO}$  and  $\text{NH}_3$  required by the balanced equation:

$$\frac{\text{mol } \text{CuO}}{\text{mol } \text{NH}_3} (\text{required}) = \frac{3}{2} = 1.5$$

with the mole ratio actually present:

$$\frac{\text{mol } \text{CuO}}{\text{mol } \text{NH}_3} (\text{actual}) = \frac{1.14}{1.06} = 1.08$$

- Since the actual ratio is too small (smaller than 1.5),  $\text{CuO}$  is the limiting reactant.

#### To find the mass of $\text{N}_2$ produced

What are the moles of  $\text{N}_2$  formed?

Because  $\text{CuO}$  is the limiting reactant, we must use the amount of  $\text{CuO}$  to calculate the amount of  $\text{N}_2$  formed.

What is the mole ratio between  $N_2$  and  $CuO$  in the balanced equation?

$$\frac{1 \text{ mol } N_2}{3 \text{ mol } CuO}$$

What are the moles of  $N_2$ ?

$$1.14 \text{ mol } CuO \times \frac{1 \text{ mol } N_2}{3 \text{ mol } CuO} = 0.380 \text{ mol } N_2$$

What mass of  $N_2$  is produced?

Using the molar mass of  $N_2$  (28.02 g/mol), we can calculate the mass of  $N_2$  produced:

$$\blacksquare 0.380 \text{ mol } N_2 \times \frac{28.02 \text{ g } N_2}{1 \text{ mol } N_2} = 10.6 \text{ g } N_2$$

**SEE EXERCISES 3.109 THROUGH 3.111**

The amount of a product formed when the limiting reactant is completely consumed is called the **theoretical yield** of that product. In Example 3.17, 10.6 grams of nitrogen represents the theoretical yield. This is the *maximum amount* of nitrogen that can be produced from the quantities of reactants used. Actually, the amount of product predicted by the theoretical yield is seldom obtained because of side reactions (other reactions that involve one or more of the reactants or products) and other complications. The *actual yield* of product is often given as a percentage of the theoretical yield. This is called the **percent yield**:

Percent yield is important as an indicator of the efficiency of a particular laboratory or industrial reaction.

$$\frac{\text{Actual yield}}{\text{Theoretical yield}} \times 100\% = \text{percent yield}$$

For example, if the reaction considered in Example 3.17 actually gave 6.63 grams of nitrogen instead of the predicted 10.6 grams, the percent yield of nitrogen would be

$$\frac{6.63 \text{ g } N_2}{10.6 \text{ g } N_2} \times 100\% = 62.5\%$$

**EXAMPLE 3.18**

**Calculating Percent Yield**



Methanol

Methanol ( $CH_3OH$ ), also called *methyl alcohol*, is the simplest alcohol. It is used as a fuel in race cars and is a potential replacement for gasoline. Methanol can be manufactured by combining gaseous carbon monoxide and hydrogen. Suppose 68.5 kg  $CO(g)$  is reacted with 8.60 kg  $H_2(g)$ . Calculate the theoretical yield of methanol. If  $3.57 \times 10^4$  g  $CH_3OH$  is actually produced, what is the percent yield of methanol?

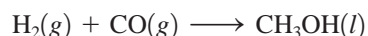
**Solution**

**Where are we going?**

- To calculate the theoretical yield of methanol
- To calculate the percent yield of methanol

*What do we know?*

- ✓ The chemical reaction



- ✓ 68.5 kg CO(g)
- ✓ 8.60 kg H<sub>2</sub>(g)
- ✓ 3.57 × 10<sup>4</sup> g CH<sub>3</sub>OH is produced

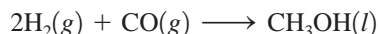
*What information do we need?*

- ✓ Balanced equation for the reaction
- ✓ Moles of H<sub>2</sub>
- ✓ Moles of CO
- ✓ Which reactant is limiting
- ✓ Amount of CH<sub>3</sub>OH produced

### How do we get there?

#### To find the limiting reactant

*What is the balanced equation?*



*What are the moles of H<sub>2</sub> and CO?*

To find the moles, we need to know the molar masses.

H <sub>2</sub>	2.016 g/mol
CO	28.02 g/mol

$$68.5 \text{ kg CO} \times \frac{1000 \text{ g CO}}{1 \text{ kg CO}} \times \frac{1 \text{ mol CO}}{28.02 \text{ g CO}} = 2.44 \times 10^3 \text{ mol CO}$$

$$8.60 \text{ kg H}_2 \times \frac{1000 \text{ g H}_2}{1 \text{ kg H}_2} \times \frac{1 \text{ mol H}_2}{2.016 \text{ g H}_2} = 4.27 \times 10^3 \text{ mol H}_2$$

*What is the mole ratio between H<sub>2</sub> and CO in the balanced equation?*

$$\frac{2 \text{ mol H}_2}{1 \text{ mol CO}}$$

*How does the actual mole ratio compare to the stoichiometric ratio?*

To determine which reactant is limiting, we compare the mole ratio of H<sub>2</sub> and CO required by the balanced equation

$$\frac{\text{mol H}_2}{\text{mol CO}} (\text{required}) = \frac{2}{1} = 2$$

with the actual mole ratio

$$\frac{\text{mol H}_2}{\text{mol CO}} (\text{actual}) = \frac{4.27 \times 10^3}{2.44 \times 10^3} = 1.75$$

- Since the actual mole ratio of H<sub>2</sub> to CO is smaller than the required ratio, H<sub>2</sub> is limiting.

#### To calculate the theoretical yield of methanol

*What are the moles of CH<sub>3</sub>OH formed?*

We therefore must use the amount of H<sub>2</sub> and the mole ratio between H<sub>2</sub> and CH<sub>3</sub>OH to determine the maximum amount of methanol that can be produced:

$$4.27 \times 10^3 \text{ mol H}_2 \times \frac{1 \text{ mol CH}_3\text{OH}}{2 \text{ mol H}_2} = 2.14 \times 10^3 \text{ mol CH}_3\text{OH}$$

*What is the theoretical yield of CH<sub>3</sub>OH in grams?*

$$2.14 \times 10^3 \text{ mol CH}_3\text{OH} \times \frac{32.04 \text{ g CH}_3\text{OH}}{1 \text{ mol CH}_3\text{OH}} = 6.86 \times 10^4 \text{ g CH}_3\text{OH}$$

- Thus, from the amount of reactants given, the maximum amount of  $\text{CH}_3\text{OH}$  that can be formed is  $6.86 \times 10^4$  g. This is the *theoretical yield*.

What is the percent yield of  $\text{CH}_3\text{OH}$ ?

$$\frac{\text{Actual yield (grams)}}{\text{Theoretical yield (grams)}} \times 100 = \frac{3.57 \times 10^4 \text{ g-CH}_3\text{OH}}{6.86 \times 10^4 \text{ g-CH}_3\text{OH}} \times 100\% = 52.0\%$$

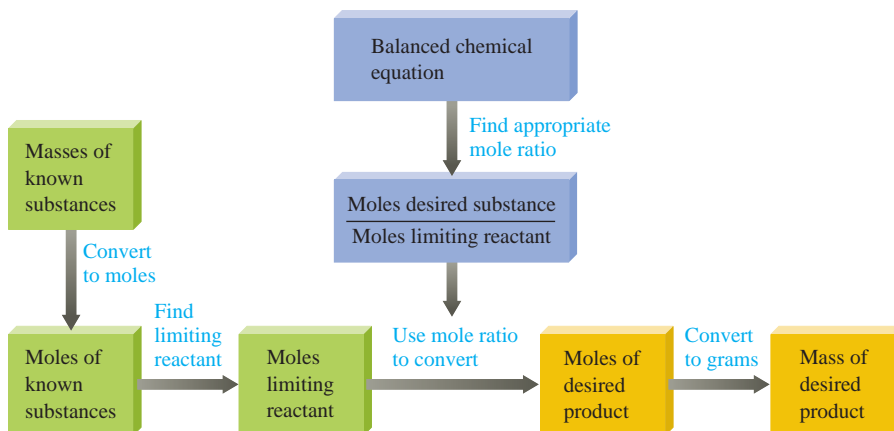
SEE EXERCISES 3.113 AND 3.114

## PROBLEM-SOLVING STRATEGY

### Solving a Stoichiometry Problem Involving Masses of Reactants and Products

- Write and balance the equation for the reaction.
- Convert the known masses of substances to moles.
- Determine which reactant is limiting.
- Using the amount of the limiting reactant and the appropriate mole ratios, compute the number of moles of the desired product.
- Convert from moles to grams, using the molar mass.

This process is summarized in the diagram below:



## For Review

### ► Key Terms

chemical stoichiometry

#### Section 3.2

mass spectrometer

average atomic mass

#### Section 3.3

mole

Avogadro's number

### Stoichiometry

- Deals with the amounts of substances consumed and/or produced in a chemical reaction.
- We count atoms by measuring the mass of the sample.
- To relate mass and the number of atoms, the average atomic mass is required.

### Mole

- The amount of carbon atoms in exactly 12 g of pure  $^{12}\text{C}$
- $6.022 \times 10^{23}$  units of a substance
- The mass of one mole of an element = the atomic mass in grams



**Section 3.4**

molar mass

**Section 3.5**

conceptual problem solving

**Section 3.6**

mass percent

**Section 3.7**

empirical formula

molecular formula

**Section 3.8**

chemical equation

reactants

products

balancing a chemical equation

**Section 3.10**

mole ratio

**Section 3.11**

stoichiometric mixture

limiting reactant (reagent)

theoretical yield

percent yield

**Molar mass**

- Mass (g) of one mole of a compound or element
- Obtained for a compound by finding the sum of the average masses of its constituent atoms

**Percent composition**

- The mass percent of each element in a compound
- $\text{Mass percent} = \frac{\text{mass of element in 1 mole of substance}}{\text{mass of 1 mole of substance}} \times 100\%$

**Empirical formula**

- The simplest whole-number ratio of the various types of atoms in a compound
- Can be obtained from the mass percent of elements in a compound

**Molecular formula**

- For molecular substances:
  - The formula of the constituent molecules
  - Always an integer multiple of the empirical formula
- For ionic substances:
  - The same as the empirical formula

**Chemical reactions**

- Reactants are turned into products.
- Atoms are neither created nor destroyed.
- All of the atoms present in the reactants must also be present in the products.

**Characteristics of a chemical equation**

- Represents a chemical reaction
- Reactants on the left side of the arrow, products on the right side
- When balanced, gives the relative numbers of reactant and product molecules or ions

**Stoichiometry calculations**

- Amounts of reactants consumed and products formed can be determined from the balanced chemical equation.
- The limiting reactant is the one consumed first, thus limiting the amount of product that can form.

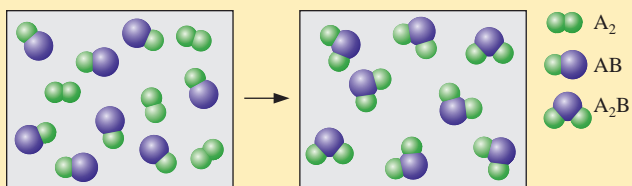
**Yield**

- The theoretical yield is the maximum amount that can be produced from a given amount of the limiting reactant.
- The actual yield, the amount of product actually obtained, is always less than the theoretical yield.
- $\text{Percent yield} = \frac{\text{actual yield (g)}}{\text{theoretical yield (g)}} \times 100\%$

**REVIEW QUESTIONS**

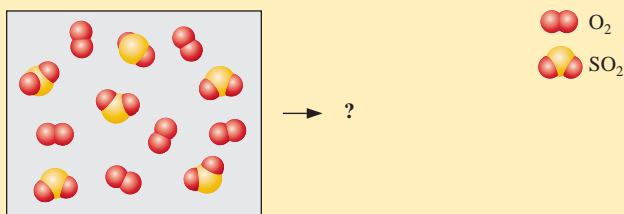
1. Explain the concept of “counting by weighing” using marbles as your example.
2. Atomic masses are relative masses. What does this mean?
3. The atomic mass of boron (B) is given in the periodic table as 10.81, yet no single atom of boron has a mass of 10.81 amu. Explain.
4. What three conversion factors and in what order would you use them to convert the mass of a compound into atoms of a particular element in that compound—for example, from 1.00 g aspirin ( $\text{C}_9\text{H}_8\text{O}_4$ ) to number of hydrogen atoms in the 1.00-g sample?

5. Figure 3.5 illustrates a schematic diagram of a combustion device used to analyze organic compounds. Given that a certain amount of a compound containing carbon, hydrogen, and oxygen is combusted in this device, explain how the data relating to the mass of  $\text{CO}_2$  produced and the mass of  $\text{H}_2\text{O}$  produced can be manipulated to determine the empirical formula.
6. What is the difference between the empirical and molecular formulas of a compound? Can they ever be the same? Explain.
7. Consider the hypothetical reaction between  $\text{A}_2$  and  $\text{AB}$  pictured below.



What is the balanced equation? If 2.50 mol  $\text{A}_2$  is reacted with excess  $\text{AB}$ , what amount (moles) of product will form? If the mass of  $\text{AB}$  is 30.0 amu and the mass of  $\text{A}_2$  is 40.0 amu, what is the mass of the product? If 15.0 g of  $\text{AB}$  is reacted, what mass of  $\text{A}_2$  is required to react with all of the  $\text{AB}$ , and what mass of product is formed?

8. What is a limiting reactant problem? Explain two different strategies that can be used to solve limiting reactant problems.
9. Consider the following mixture of  $\text{SO}_2(\text{g})$  and  $\text{O}_2(\text{g})$ .



If  $\text{SO}_2(\text{g})$  and  $\text{O}_2(\text{g})$  react to form  $\text{SO}_3(\text{g})$ , draw a representation of the product mixture assuming the reaction goes to completion. What is the limiting reactant in the reaction? If 96.0 g of  $\text{SO}_2$  reacts with 32.0 g  $\text{O}_2$ , what mass of product will form?

10. Why is the actual yield of a reaction often less than the theoretical yield?

## ► Active Learning Questions

These questions are designed to be used by groups of students in class.

- The following are actual student responses to the question: Why is it necessary to balance chemical equations?
  - The chemicals will not react until you have added the correct mole ratios.
  - The correct products will not be formed unless the right amount of reactants have been added.
  - A certain number of products cannot be formed without a certain number of reactants.



- The balanced equation tells you how much reactant you need and allows you to predict how much product you'll make.
  - A mole-to-mole ratio must be established for the reaction to occur as written. Justify the best choice, and for choices you did not pick, explain what is wrong with them.
- What information do we get from a formula? From an equation?
  - You are making cookies and are missing a key ingredient—eggs. You have most of the other ingredients needed to make the cookies, except you have only 1.33 cups of butter and no eggs. You

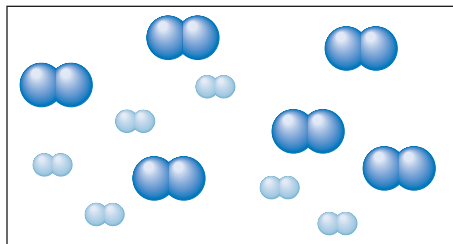
note that the recipe calls for 2 cups of butter and 3 eggs (plus the other ingredients) to make 6 dozen cookies. You call a friend and have him bring you some eggs.

- What number of eggs do you need?
- If you use all the butter (and get enough eggs), what number of cookies will you make?

Unfortunately, your friend hangs up before you tell him how many eggs you need. When he arrives, he has a surprise for you—to save time, he has broken them all in a bowl for you. You ask him how many he brought, and he replies, “I can’t remember.” You weigh the eggs and find that they weigh 62.1 g. Assuming that an average egg weighs 34.21 g,

- What quantity of butter is needed to react with all the eggs?
  - What number of cookies can you make?
  - Which will you have left over, eggs or butter?
  - What quantity is left over?
4. Nitrogen ( $N_2$ ) and hydrogen ( $H_2$ ) react to form ammonia ( $NH_3$ ).

Consider the mixture of  $N_2$  (  ) and  $H_2$  (  ) in a closed container as illustrated below:




Assuming the reaction goes to completion, draw a representation of the product mixture. Explain how you arrived at this representation.

5. For the preceding question, which of the following equations best represents the reaction?
- $6N_2 + 6H_2 \longrightarrow 4NH_3 + 4N_2$
  - $N_2 + H_2 \longrightarrow NH_3$
  - $N + 3H \longrightarrow NH_3$
  - $N_2 + 3H_2 \longrightarrow 2NH_3$
  - $2N_2 + 6H_2 \longrightarrow 4NH_3$

Justify your choice, and for choices you did not pick, explain what is wrong with them.

- You know that chemical *A* reacts with chemical *B*. You react 10.0 g *A* with 10.0 g *B*. What information do you need to determine the amount of product that will be produced? Explain.
- A new grill has a mass of 30.0 kg. You put 3.0 kg of charcoal in the grill. You burn all the charcoal and the grill has a mass of 30.0 kg. What is the mass of the gases given off? Explain.
- Consider an iron bar on a balance as shown.



As the iron bar rusts, which of the following is true? Explain your answer.

- The balance will read less than 75.0 g.
  - The balance will read 75.0 g.
  - The balance will read greater than 75.0 g.
  - The balance will read greater than 75.0 g, but if the bar is removed, the rust is scraped off, and the bar replaced, the balance will read 75.0 g.
9. You may have noticed that water sometimes drips from the exhaust of a car as it is running. Is this evidence that there is at least a small amount of water originally present in the gasoline? Explain.

Questions 10 and 11 deal with the following situation: You react chemical *A* with chemical *B* to make one product. It takes 100 g of *A* to react completely with 20 g of *B*.

- What is the mass of the product?
  - less than 10 g
  - between 20 and 100 g
  - between 100 and 120 g
  - exactly 120 g
  - more than 120 g
- What is true about the chemical properties of the product?
  - The properties are more like chemical *A*.
  - The properties are more like chemical *B*.
  - The properties are an average of those of chemical *A* and chemical *B*.
  - The properties are not necessarily like either chemical *A* or chemical *B*.
  - The properties are more like chemical *A* or more like chemical *B*, but more information is needed.

Justify your choice, and for choices you did not pick, explain what is wrong with them.

- Is there a difference between a homogeneous mixture of hydrogen and oxygen in a 2:1 mole ratio and a sample of water vapor? Explain.
- Chlorine exists mainly as two isotopes,  $^{37}\text{Cl}$  and  $^{35}\text{Cl}$ . Which is more abundant? How do you know?
- The average mass of a carbon atom is 12.011. Assuming you could pick up one carbon atom, estimate the chance that you would randomly get one with a mass of 12.011. Support your answer.
- Can the subscripts in a chemical formula be fractions? Explain. Can the coefficients in a balanced chemical equation be fractions? Explain. Changing the subscripts of chemicals can balance the equations mathematically. Why is this unacceptable?
- Consider the equation  $2A + B \longrightarrow A_2B$ . If you mix 1.0 mol of *A* with 1.0 mol of *B*, what amount (moles) of  $A_2B$  can be produced?
- According to the law of conservation of mass, mass cannot be gained or destroyed in a chemical reaction. Why can't you simply add the masses of two reactants to determine the total mass of product?
- Which of the following pairs of compounds have the same empirical formula?
  - acetylene,  $C_2H_2$ , and benzene,  $C_6H_6$
  - ethane,  $C_2H_6$ , and butane,  $C_4H_{10}$
  - nitrogen dioxide,  $NO_2$ , and dinitrogen tetroxide,  $N_2O_4$
  - diphenyl ether,  $C_{12}H_{10}O$ , and phenol,  $C_6H_5OH$

19. Atoms of three different elements are represented by O, □, and Δ. Which compound is left over when three molecules of OΔ and three molecules of □□Δ react to form O□Δ and OΔΔ?
20. In chemistry, what is meant by the term “mole”? What is the importance of the mole concept?
21. Which (if any) of the following is true regarding the limiting reactant in a chemical reaction?
- The limiting reactant has the lowest coefficient in a balanced equation.
  - The limiting reactant is the reactant for which you have the fewest number of moles.
  - The limiting reactant has the lowest ratio of moles available/coefficient in the balanced equation.
  - The limiting reactant has the lowest ratio of coefficient in the balanced equation/moles available.
- Justify your choice. For those you did not choose, explain why they are incorrect.
22. Consider the equation  $3A + B \rightarrow C + D$ . You react 4 moles of A with 2 moles of B. Which of the following is true?
- The limiting reactant is the one with the higher molar mass.
  - A is the limiting reactant because you need 6 moles of A and have 4 moles.
  - B is the limiting reactant because you have fewer moles of B than A.
  - B is the limiting reactant because three A molecules react with each B molecule.
  - Neither reactant is limiting.
- Justify your choice. For those you did not choose, explain why they are incorrect.

A blue question or exercise number indicates that the answer to that question or exercise appears at the back of the book and a solution appears in the *Solutions Guide*, as found on PowerLecture.

## ► Questions

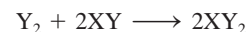
23. Reference Section 3.2 to find the atomic masses of  $^{12}\text{C}$  and  $^{13}\text{C}$ , the relative abundance of  $^{12}\text{C}$  and  $^{13}\text{C}$  in natural carbon, and the average mass (in amu) of a carbon atom. If you had a sample of natural carbon containing exactly 10,000 atoms, determine the number of  $^{12}\text{C}$  and  $^{13}\text{C}$  atoms present. What would be the average mass (in amu) and the total mass (in amu) of the carbon atoms in this 10,000-atom sample? If you had a sample of natural carbon containing  $6.0221 \times 10^{23}$  atoms, determine the number of  $^{12}\text{C}$  and  $^{13}\text{C}$  atoms present. What would be the average mass (in amu) and the total mass (in amu) of this  $6.0221 \times 10^{23}$  atom sample? Given that  $1 \text{ g} = 6.0221 \times 10^{23} \text{ amu}$ , what is the total mass of 1 mol of natural carbon in units of grams?
24. Avogadro's number, molar mass, and the chemical formula of a compound are three useful conversion factors. What unit conversions can be accomplished using these conversion factors?
25. If you had a mol of U.S. dollar bills and equally distributed the money to all of the people of the world, how rich would every person be? Assume a world population of 6 billion.
26. What is the difference between the molar mass and the empirical formula mass of a compound? When are these masses the same and when are they different? When different, how is the molar mass related to the empirical formula mass?

27. How is the mass percent of elements in a compound different for a 1.0-g sample versus a 100.-g sample versus a 1-mol sample of the compound?
28. A balanced chemical equation contains a large amount of information. What information is given in a balanced equation?
29. What is the theoretical yield for a reaction, and how does this quantity depend on the limiting reactant?
30. What does it mean to say a reactant is present “in excess” in a process? Can the limiting reactant be present in excess? Does the presence of an excess of a reactant affect the mass of products expected for a reaction?
31. Consider the following generic reaction:



What steps and information are necessary to perform the following determinations assuming that  $1.00 \times 10^4$  molecules of  $\text{A}_2\text{B}_2$  are reacted with excess C?

- mass of CB produced
  - atoms of A produced
  - mol of C reacted
  - percent yield of CB
32. Consider the following generic reaction:



In a limiting reactant problem, a certain quantity of each reactant is given and you are usually asked to calculate the mass of product formed. If 10.0 g of  $\text{Y}_2$  is reacted with 10.0 g of XY, outline two methods you could use to determine which reactant is limiting (runs out first) and thus determines the mass of product formed. A method sometimes used to solve limiting reactant problems is to assume each reactant is limiting and then calculate the mass of product formed from each given quantity of reactant. How does this method work in determining which reactant is limiting?

## ► Exercises

In this section similar exercises are paired.

### Atomic Masses and the Mass Spectrometer

33. An element consists of 1.40% of an isotope with mass 203.973 amu, 24.10% of an isotope with mass 205.9745 amu, 22.10% of an isotope with mass 206.9759 amu, and 52.40% of an isotope with mass 207.9766 amu. Calculate the average atomic mass and identify the element.
34. An element “X” has five major isotopes, which are listed below along with their abundances. What is the element?

Isotope	Percent Natural Abundance	Mass (amu)
$^{46}\text{X}$	8.00%	45.95269
$^{47}\text{X}$	7.30%	46.951764
$^{48}\text{X}$	73.80%	47.947947
$^{49}\text{X}$	5.50%	48.947841
$^{50}\text{X}$	5.40%	49.944792

35. The element rhenium (Re) has two naturally occurring isotopes,  $^{185}\text{Re}$  and  $^{187}\text{Re}$ , with an average atomic mass of 186.207 amu. Rhenium is 62.60%  $^{187}\text{Re}$ , and the atomic mass of  $^{187}\text{Re}$  is 186.956 amu. Calculate the mass of  $^{185}\text{Re}$ .
36. Assume silicon has three major isotopes in nature as shown in the table below. Fill in the missing information.

Isotope	Mass (amu)	Abundance
$^{28}\text{Si}$	27.98	_____
$^{29}\text{Si}$	_____	4.70%
$^{32}\text{Si}$	29.97	3.09%

37. The element europium exists in nature as two isotopes:  $^{151}\text{Eu}$  has a mass of 150.9196 amu, and  $^{153}\text{Eu}$  has a mass of 152.9209 amu. The average atomic mass of europium is 151.96 amu. Calculate the relative abundance of the two europium isotopes.
38. The element silver (Ag) has two naturally occurring isotopes:  $^{109}\text{Ag}$  and  $^{107}\text{Ag}$  with a mass of 106.905 amu. Silver consists of 51.82%  $^{107}\text{Ag}$  and has an average atomic mass of 107.868 amu. Calculate the mass of  $^{109}\text{Ag}$ .
39. The mass spectrum of bromine ( $\text{Br}_2$ ) consists of three peaks with the following characteristics:

Mass (amu)	Relative Size
157.84	0.2534
159.84	0.5000
161.84	0.2466

How do you interpret these data?

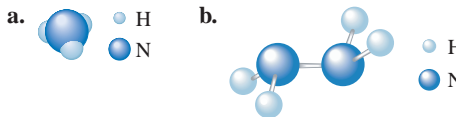
40. Gallium arsenide, GaAs, has gained widespread use in semiconductor devices that convert light and electrical signals in fiberoptic communications systems. Gallium consists of 60.0%  $^{69}\text{Ga}$  and 40.0%  $^{71}\text{Ga}$ . Arsenic has only one naturally occurring isotope,  $^{75}\text{As}$ . Gallium arsenide is a polymeric material, but its mass spectrum shows fragments with the formulas GaAs and  $\text{Ga}_2\text{As}_2$ . What would the distribution of peaks look like for these two fragments?

### Moles and Molar Masses

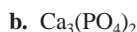
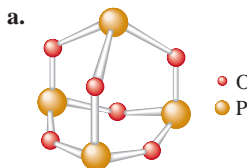
41. Calculate the mass of 500. atoms of iron (Fe).
42. What number of Fe atoms and what amount (moles) of Fe atoms are in 500.0 g of iron?
43. Diamond is a natural form of pure carbon. What number of atoms of carbon are in a 1.00-carat diamond (1.00 carat = 0.200 g)?
44. A diamond contains  $5.0 \times 10^{21}$  atoms of carbon. What amount (moles) of carbon and what mass (grams) of carbon are in this diamond?
45. Aluminum metal is produced by passing an electric current through a solution of aluminum oxide ( $\text{Al}_2\text{O}_3$ ) dissolved in molten cryolite ( $\text{Na}_3\text{AlF}_6$ ). Calculate the molar masses of  $\text{Al}_2\text{O}_3$  and  $\text{Na}_3\text{AlF}_6$ .
46. The Freons are a class of compounds containing carbon, chlorine, and fluorine. While they have many valuable uses, they have been shown to be responsible for depletion of the ozone in the upper

atmosphere. In 1991, two replacement compounds for Freons went into production: HFC-134a ( $\text{CH}_2\text{FCF}_3$ ) and HCFC-124 ( $\text{CHClFCF}_3$ ). Calculate the molar masses of these two compounds.

47. Calculate the molar mass of the following substances.



48. Calculate the molar mass of the following substances.



49. What amount (moles) of compound is present in 1.00 g of each of the compounds in Exercise 47?
50. What amount (moles) of compound is present in 1.00 g of each of the compounds in Exercise 48?
51. What mass of compound is present in 5.00 mol of each of the compounds in Exercise 47?
52. What mass of compound is present in 5.00 mol of each of the compounds in Exercise 48?
53. What mass of nitrogen is present in 5.00 mol of each of the compounds in Exercise 47?
54. What mass of phosphorus is present in 5.00 mol of each of the compounds in Exercise 48?
55. What number of molecules (or formula units) are present in 1.00 g of each of the compounds in Exercise 47?
56. What number of molecules (or formula units) are present in 1.00 g of each of the compounds in Exercise 48?
57. What number of atoms of nitrogen are present in 1.00 g of each of the compounds in Exercise 47?
58. What number of atoms of phosphorus are present in 1.00 g of each of the compounds in Exercise 48?
59. Freon-12 ( $\text{CCl}_2\text{F}_2$ ) is used as a refrigerant in air conditioners and as a propellant in aerosol cans. Calculate the number of molecules of Freon-12 in 5.56 mg of Freon-12. What is the mass of chlorine in 5.56 mg of Freon-12?
60. Bauxite, the principal ore used in the production of aluminum, has a molecular formula of  $\text{Al}_2\text{O}_3 \cdot 2\text{H}_2\text{O}$ .
- What is the molar mass of bauxite?
  - What is the mass of aluminum in 0.58 mol bauxite?
  - How many atoms of aluminum are in 0.58 mol bauxite?
  - What is the mass of  $2.1 \times 10^{24}$  formula units of bauxite?
61. What amount (moles) is represented by each of these samples?
- 150.0 g  $\text{Fe}_2\text{O}_3$
  - 10.0 mg  $\text{NO}_2$
  - $1.5 \times 10^{16}$  molecules of  $\text{BF}_3$

62. What amount (moles) is represented by each of these samples?
- 20.0 mg caffeine,  $C_8H_{10}N_4O_2$
  - $2.72 \times 10^{21}$  molecules of ethanol,  $C_2H_5OH$
  - 1.50 g of dry ice,  $CO_2$
63. What number of atoms of nitrogen are present in 5.00 g of each of the following?
- glycine,  $C_2H_5O_2N$
  - magnesium nitride
  - calcium nitrate
  - dinitrogen tetroxide
64. Complete the following table.

Mass of Sample	Moles of Sample	Molecules in Sample	Total Atoms in Sample
4.24 g $C_6H_6$	_____	_____	_____
_____	0.224 mol $H_2O$	_____	_____
_____	_____	$2.71 \times 10^{22}$ molecules $CO_2$	_____
_____	_____	_____	$3.35 \times 10^{22}$ total atoms in $CH_3OH$ sample

65. Chloral hydrate ( $C_2H_3Cl_3O_2$ ) is a drug formerly used as a sedative and hypnotic. It is the compound used to make “Mickey Finns” in detective stories.
- Calculate the molar mass of chloral hydrate.
  - What amount (moles) of  $C_2H_3Cl_3O_2$  molecules are in 500.0 g chloral hydrate?
  - What is the mass in grams of  $2.0 \times 10^{-2}$  mol chloral hydrate?
  - What number of chlorine atoms are in 5.0 g chloral hydrate?
  - What mass of chloral hydrate would contain 1.0 g Cl?
  - What is the mass of exactly 500 molecules of chloral hydrate?
66. Dimethylnitrosamine,  $(CH_3)_2N_2O$ , is a carcinogenic (cancer-causing) substance that may be formed in foods, beverages, or gastric juices from the reaction of nitrite ion (used as a food preservative) with other substances.
- What is the molar mass of dimethylnitrosamine?
  - How many moles of  $(CH_3)_2N_2O$  molecules are present in 250 mg dimethylnitrosamine?
  - What is the mass of 0.050 mol dimethylnitrosamine?
  - How many atoms of hydrogen are in 1.0 mol dimethylnitrosamine?
  - What is the mass of  $1.0 \times 10^6$  molecules of dimethylnitrosamine?
  - What is the mass in grams of one molecule of dimethylnitrosamine?

### Percent Composition

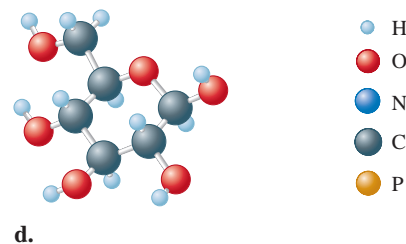
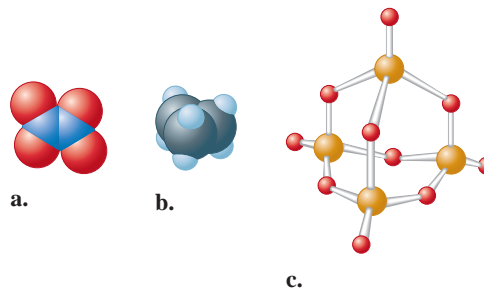
67. Calculate the percent composition by mass of the following compounds that are important starting materials for synthetic polymers:
- $C_3H_4O_2$  (acrylic acid, from which acrylic plastics are made)
  - $C_4H_6O_2$  (methyl acrylate, from which Plexiglas is made)
  - $C_3H_3N$  (acrylonitrile, from which Orlon is made)
68. In 1987 the first substance to act as a superconductor at a temperature above that of liquid nitrogen (77 K) was discovered.

The approximate formula of this substance is  $YBa_2Cu_3O_7$ . Calculate the percent composition by mass of this material.

69. Several important compounds contain only nitrogen and oxygen. Place the following compounds in order of increasing mass percent of nitrogen.
- $NO$ , a gas formed by the reaction of  $N_2$  with  $O_2$  in internal combustion engines
  - $NO_2$ , a brown gas mainly responsible for the brownish color of photochemical smog
  - $N_2O_4$ , a colorless liquid used as fuel in space shuttles
  - $N_2O$ , a colorless gas sometimes used as an anesthetic by dentists (known as laughing gas)
70. Arrange the following substances in order of increasing mass percent of carbon.
- caffeine,  $C_8H_{10}N_4O_2$
  - sucrose,  $C_{12}H_{22}O_{11}$
  - ethanol,  $C_2H_5OH$
71. Fungal laccase, a blue protein found in wood-rotting fungi, is 0.390% Cu by mass. If a fungal laccase molecule contains four copper atoms, what is the molar mass of fungal laccase?
72. Hemoglobin is the protein that transports oxygen in mammals. Hemoglobin is 0.347% Fe by mass, and each hemoglobin molecule contains four iron atoms. Calculate the molar mass of hemoglobin.

### Empirical and Molecular Formulas

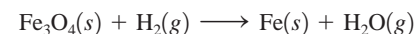
73. Express the composition of each of the following compounds as the mass percents of its elements.
- formaldehyde,  $CH_2O$
  - glucose,  $C_6H_{12}O_6$
  - acetic acid,  $HC_2H_3O_2$
74. Considering your answer to Exercise 73, which type of formula, empirical or molecular, can be obtained from elemental analysis that gives percent composition?
75. Give the empirical formula for each of the compounds represented below.

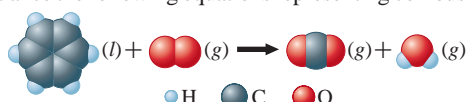


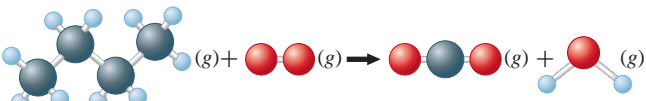
76. Determine the molecular formulas to which the following empirical formulas and molar masses pertain.
- SNH (188.35 g/mol)
  - NPCl<sub>2</sub> (347.64 g/mol)
  - CoC<sub>4</sub>O<sub>4</sub> (341.94 g/mol)
  - SN (184.32 g/mol)
77. A compound that contains only carbon, hydrogen, and oxygen is 48.64% C and 8.16% H by mass. What is the empirical formula of this substance?
78. The most common form of nylon (nylon-6) is 63.68% carbon, 12.38% nitrogen, 9.80% hydrogen, and 14.14% oxygen. Calculate the empirical formula for nylon-6.
79. There are two binary compounds of mercury and oxygen. Heating either of them results in the decomposition of the compound, with oxygen gas escaping into the atmosphere while leaving a residue of pure mercury. Heating 0.6498 g of one of the compounds leaves a residue of 0.6018 g. Heating 0.4172 g of the other compound results in a mass loss of 0.016 g. Determine the empirical formula of each compound.
80. A sample of urea contains 1.121 g N, 0.161 g H, 0.480 g C, and 0.640 g O. What is the empirical formula of urea?
81. A compound containing only sulfur and nitrogen is 69.6% S by mass; the molar mass is 184 g/mol. What are the empirical and molecular formulas of the compound?
82. Determine the molecular formula of a compound that contains 26.7% P, 12.1% N, and 61.2% Cl, and has a molar mass of 580 g/mol.
83. A compound contains 47.08% carbon, 6.59% hydrogen, and 46.33% chlorine by mass; the molar mass of the compound is 153 g/mol. What are the empirical and molecular formulas of the compound?
84. Maleic acid is an organic compound composed of 41.39% C, 3.47% H, and the rest oxygen. If 0.129 mol of maleic acid has a mass of 15.0 g, what are the empirical and molecular formulas of maleic acid?
85. Many homes in rural America are heated by propane gas, a compound that contains only carbon and hydrogen. Complete combustion of a sample of propane produced 2.641 g of carbon dioxide and 1.442 g of water as the only products. Find the empirical formula of propane.
86. A compound contains only C, H, and N. Combustion of 35.0 mg of the compound produces 33.5 mg CO<sub>2</sub> and 41.1 mg H<sub>2</sub>O. What is the empirical formula of the compound?
87. Cumene is a compound containing only carbon and hydrogen that is used in the production of acetone and phenol in the chemical industry. Combustion of 47.6 mg cumene produces some CO<sub>2</sub> and 42.8 mg water. The molar mass of cumene is between 115 and 125 g/mol. Determine the empirical and molecular formulas.
88. A compound contains only carbon, hydrogen, and oxygen. Combustion of 10.68 mg of the compound yields 16.01 mg CO<sub>2</sub> and 4.37 mg H<sub>2</sub>O. The molar mass of the compound is 176.1 g/mol. What are the empirical and molecular formulas of the compound?

## Balancing Chemical Equations

89. Give the balanced equation for each of the following chemical reactions:
- Glucose (C<sub>6</sub>H<sub>12</sub>O<sub>6</sub>) reacts with oxygen gas to produce gaseous carbon dioxide and water vapor.
  - Solid iron(III) sulfide reacts with gaseous hydrogen chloride to form solid iron(III) chloride and hydrogen sulfide gas.
  - Carbon disulfide liquid reacts with ammonia gas to produce hydrogen sulfide gas and solid ammonium thiocyanate (NH<sub>4</sub>SCN).
90. Give the balanced equation for each of the following.
- The combustion of ethanol (C<sub>2</sub>H<sub>5</sub>OH) forms carbon dioxide and water vapor. A combustion reaction refers to a reaction of a substance with oxygen gas.
  - Aqueous solutions of lead(II) nitrate and sodium phosphate are mixed, resulting in the precipitate formation of lead(II) phosphate with aqueous sodium nitrate as the other product.
  - Solid zinc reacts with aqueous HCl to form aqueous zinc chloride and hydrogen gas.
  - Aqueous strontium hydroxide reacts with aqueous hydrobromic acid to produce water and aqueous strontium bromide.
91. A common demonstration in chemistry courses involves adding a tiny speck of manganese(IV) oxide to a concentrated hydrogen peroxide (H<sub>2</sub>O<sub>2</sub>) solution. Hydrogen peroxide decomposes quite spectacularly under these conditions to produce oxygen gas and steam (water vapor). Manganese(IV) oxide is a catalyst for the decomposition of hydrogen peroxide and is not consumed in the reaction. Write the balanced equation for the decomposition reaction of hydrogen peroxide.
92. Iron oxide ores, commonly a mixture of FeO and Fe<sub>2</sub>O<sub>3</sub>, are given the general formula Fe<sub>3</sub>O<sub>4</sub>. They yield elemental iron when heated to a very high temperature with either carbon monoxide or elemental hydrogen. Balance the following equations for these processes:



93. Balance the following equations:
- Ca(OH)<sub>2</sub>(aq) + H<sub>3</sub>PO<sub>4</sub>(aq) → H<sub>2</sub>O(l) + Ca<sub>3</sub>(PO<sub>4</sub>)<sub>2</sub>(s)
  - Al(OH)<sub>3</sub>(s) + HCl(aq) → AlCl<sub>3</sub>(aq) + H<sub>2</sub>O(l)
  - AgNO<sub>3</sub>(aq) + H<sub>2</sub>SO<sub>4</sub>(aq) → Ag<sub>2</sub>SO<sub>4</sub>(s) + HNO<sub>3</sub>(aq)
94. Balance each of the following chemical equations.
- KO<sub>2</sub>(s) + H<sub>2</sub>O(l) → KOH(aq) + O<sub>2</sub>(g) + H<sub>2</sub>O<sub>2</sub>(aq)
  - Fe<sub>2</sub>O<sub>3</sub>(s) + HNO<sub>3</sub>(aq) → Fe(NO<sub>3</sub>)<sub>3</sub>(aq) + H<sub>2</sub>O(l)
  - NH<sub>3</sub>(g) + O<sub>2</sub>(g) → NO(g) + H<sub>2</sub>O(g)
  - PCl<sub>5</sub>(l) + H<sub>2</sub>O(l) → H<sub>3</sub>PO<sub>4</sub>(aq) + HCl(g)
  - CaO(s) + C(s) → CaC<sub>2</sub>(s) + CO<sub>2</sub>(g)
  - MoS<sub>2</sub>(s) + O<sub>2</sub>(g) → MoO<sub>3</sub>(s) + SO<sub>2</sub>(g)
  - FeCO<sub>3</sub>(s) + H<sub>2</sub>CO<sub>3</sub>(aq) → Fe(HCO<sub>3</sub>)<sub>2</sub>(aq)
95. Balance the following equations representing combustion reactions:
- 

$$\text{C}_4\text{H}_{10}(l) + \text{O}_2(g) \longrightarrow \text{CO}_2(g) + \text{H}_2\text{O}(g)$$
  - 

$$\text{C}_3\text{H}_8(g) + \text{O}_2(g) \longrightarrow \text{CO}_2(g) + \text{H}_2\text{O}(g)$$

- c.  $C_{12}H_{22}O_{11}(s) + O_2(g) \rightarrow CO_2(g) + H_2O(g)$   
 d.  $Fe(s) + O_2(g) \rightarrow Fe_2O_3(s)$   
 e.  $FeO(s) + O_2(g) \rightarrow Fe_2O_3(s)$

96. Balance the following equations:

- a.  $Cr(s) + S_8(s) \rightarrow Cr_2S_3(s)$   
 b.  $NaHCO_3(s) \xrightarrow{\text{Heat}} Na_2CO_3(s) + CO_2(g) + H_2O(g)$   
 c.  $KClO_3(s) \xrightarrow{\text{Heat}} KCl(s) + O_2(g)$   
 d.  $Eu(s) + HF(g) \rightarrow EuF_3(s) + H_2(g)$

97. Silicon is produced for the chemical and electronics industries by the following reactions. Give the balanced equation for each reaction.

- a.  $SiO_2(s) + C(s) \xrightarrow{\text{Electric arc furnace}} Si(s) + CO(g)$   
 b. Silicon tetrachloride is reacted with very pure magnesium, producing silicon and magnesium chloride.  
 c.  $Na_2SiF_6(s) + Na(s) \rightarrow Si(s) + NaF(s)$

98. Glass is a mixture of several compounds, but a major constituent of most glass is calcium silicate,  $CaSiO_3$ . Glass can be etched by treatment with hydrofluoric acid; HF attacks the calcium silicate of the glass, producing gaseous and water-soluble products (which can be removed by washing the glass). For example, the volumetric glassware in chemistry laboratories is often graduated by using this process. Balance the following equation for the reaction of hydrofluoric acid with calcium silicate.



### Reaction Stoichiometry

99. Over the years, the thermite reaction has been used for welding railroad rails, in incendiary bombs, and to ignite solid-fuel rocket motors. The reaction is

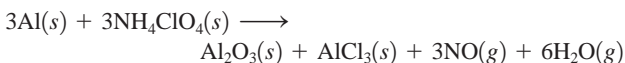


What masses of iron(III) oxide and aluminum must be used to produce 15.0 g iron? What is the maximum mass of aluminum oxide that could be produced?

100. The reaction between potassium chlorate and red phosphorus takes place when you strike a match on a matchbox. If you were to react 52.9 g of potassium chlorate ( $KClO_3$ ) with excess red phosphorus, what mass of tetraphosphorus decaoxide ( $P_4O_{10}$ ) would be produced?

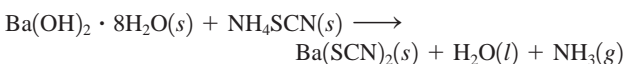


101. The reusable booster rockets of the U.S. space shuttle employ a mixture of aluminum and ammonium perchlorate for fuel. A possible equation for this reaction is



What mass of  $NH_4ClO_4$  should be used in the fuel mixture for every kilogram of Al?

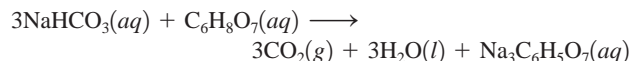
102. One of relatively few reactions that takes place directly between two solids at room temperature is



In this equation, the  $\cdot 8H_2O$  in  $Ba(OH)_2 \cdot 8H_2O$  indicates the presence of eight water molecules. This compound is called barium hydroxide octahydrate.

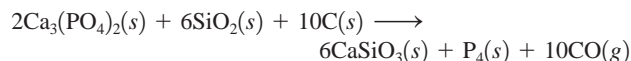
- a. Balance the equation.  
 b. What mass of ammonium thiocyanate ( $NH_4SCN$ ) must be used if it is to react completely with 6.5 g barium hydroxide octahydrate?

103. Elixirs such as Alka-Seltzer use the reaction of sodium bicarbonate with citric acid in aqueous solution to produce a fizz:



- a. What mass of  $C_6H_8O_7$  should be used for every  $1.0 \times 10^2$  mg  $NaHCO_3$ ?  
 b. What mass of  $CO_2(g)$  could be produced from such a mixture?

104. Phosphorus can be prepared from calcium phosphate by the following reaction:



Phosphorite is a mineral that contains  $Ca_3(PO_4)_2$  plus other non-phosphorus-containing compounds. What is the maximum amount of  $P_4$  that can be produced from 1.0 kg of phosphorite if the phosphorite sample is 75%  $Ca_3(PO_4)_2$  by mass? Assume an excess of the other reactants.

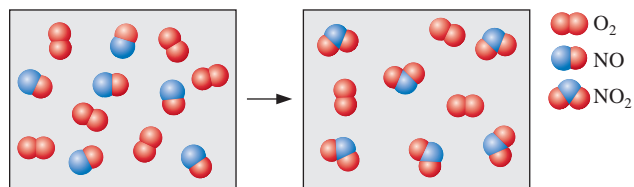
105. Coke is an impure form of carbon that is often used in the industrial production of metals from their oxides. If a sample of coke is 95% carbon by mass, determine the mass of coke needed to react completely with 1.0 ton of copper(II) oxide.



106. The space shuttle environmental control system handles excess  $CO_2$  (which the astronauts breathe out; it is 4.0% by mass of exhaled air) by reacting it with lithium hydroxide,  $LiOH$ , pellets to form lithium carbonate,  $Li_2CO_3$ , and water. If there are 7 astronauts on board the shuttle, and each exhales 20. L of air per minute, how long could clean air be generated if there were 25,000 g of  $LiOH$  pellets available for each shuttle mission? Assume the density of air is 0.0010 g/mL.


### Limiting Reactants and Percent Yield

107. Consider the reaction between  $NO(g)$  and  $O_2(g)$  represented below.



What is the balanced equation for this reaction and what is the limiting reactant?

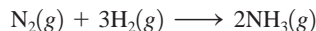
108. Consider the following reaction:





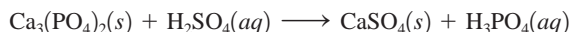
If a container were to have 10 molecules of  $O_2$  and 10 molecules of  $NH_3$  initially, how many total molecules (reactants plus products) would be present in the container after this reaction goes to completion?

- 109.** Ammonia is produced from the reaction of nitrogen and hydrogen according to the following balanced equation:



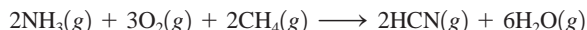
- What is the maximum mass of ammonia that can be produced from a mixture of  $1.00 \times 10^3$  g  $N_2$  and  $5.00 \times 10^2$  g  $H_2$ ?
- What mass of which starting material would remain unreacted?

- 110.** Consider the following unbalanced equation:



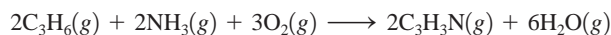
What masses of calcium sulfate and phosphoric acid can be produced from the reaction of 1.0 kg calcium phosphate with 1.0 kg concentrated sulfuric acid (98%  $H_2SO_4$  by mass)?

- 111.** Hydrogen cyanide is produced industrially from the reaction of gaseous ammonia, oxygen, and methane:



If  $5.00 \times 10^3$  kg each of  $NH_3$ ,  $O_2$ , and  $CH_4$  are reacted, what mass of HCN and of  $H_2O$  will be produced, assuming 100% yield?

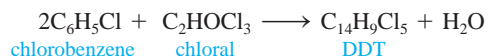
- 112.** Acrylonitrile ( $C_3H_3N$ ) is the starting material for many synthetic carpets and fabrics. It is produced by the following reaction.



If 15.0 g  $C_3H_6$ , 10.0 g  $O_2$ , and 5.00 g  $NH_3$  are reacted, what mass of acrylonitrile can be produced, assuming 100% yield?

- 113.** The reaction of ethane gas ( $C_2H_6$ ) with chlorine gas produces  $C_2H_5Cl$  as its main product (along with HCl). In addition, the reaction invariably produces a variety of other minor products, including  $C_2H_4Cl_2$ ,  $C_2H_3Cl_3$ , and others. Naturally, the production of these minor products reduces the yield of the main product. Calculate the percent yield of  $C_2H_5Cl$  if the reaction of 300. g of ethane with 650. g of chlorine produced 490. g of  $C_2H_5Cl$ .

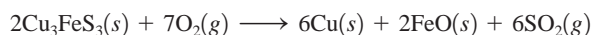
- 114.** DDT, an insecticide harmful to fish, birds, and humans, is produced by the following reaction:



In a government lab, 1142 g of chlorobenzene is reacted with 485 g of chloral.

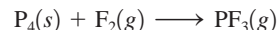
- What mass of DDT is formed?
- Which reactant is limiting? Which is in excess?
- What mass of the excess reactant is left over?
- If the actual yield of DDT is 200.0 g, what is the percent yield?

- 115.** Bornite ( $Cu_3FeS_3$ ) is a copper ore used in the production of copper. When heated, the following reaction occurs:



If 2.50 metric tons of bornite is reacted with excess  $O_2$  and the process has an 86.3% yield of copper, what mass of copper is produced?

- 116.** Consider the following unbalanced reaction:



What mass of  $F_2$  is needed to produce 120. g of  $PF_3$  if the reaction has a 78.1% yield?

## ► Connecting to Biochemistry

- 117.** Ascorbic acid, or vitamin C ( $C_6H_8O_6$ ), is an essential vitamin. It cannot be stored by the body and must be present in the diet. What is the molar mass of ascorbic acid? Vitamin C tablets are taken as a dietary supplement. If a typical tablet contains 500.0 mg vitamin C, what amount (moles) and what number of molecules of vitamin C does it contain?

- 118.** The molecular formula of acetylsalicylic acid (aspirin), one of the most commonly used pain relievers, is  $C_9H_8O_4$ .

- Calculate the molar mass of aspirin.
- A typical aspirin tablet contains 500. mg  $C_9H_8O_4$ . What amount (moles) of  $C_9H_8O_4$  molecules and what number of molecules of acetylsalicylic acid are in a 500.-mg tablet?

- 119.** Aspartame is an artificial sweetener that is 160 times sweeter than sucrose (table sugar) when dissolved in water. It is marketed as Nutra-Sweet. The molecular formula of aspartame is  $C_{14}H_{18}N_2O_5$ .

- Calculate the molar mass of aspartame.
- What amount (moles) of molecules are present in 10.0 g aspartame?
- Calculate the mass in grams of 1.56 mol aspartame.
- What number of molecules are in 5.0 mg aspartame?
- What number of atoms of nitrogen are in 1.2 g aspartame?
- What is the mass in grams of  $1.0 \times 10^9$  molecules of aspartame?
- What is the mass in grams of one molecule of aspartame?

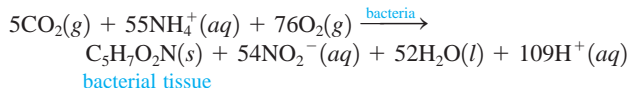
- 120.** Anabolic steroids are performance enhancement drugs whose use has been banned from most major sporting activities. One anabolic steroid is fluoxymesterone ( $C_{20}H_{29}FO_3$ ). Calculate the percent composition by mass of fluoxymesterone.

- 121.** Vitamin  $B_{12}$ , cyanocobalamin, is essential for human nutrition. It is concentrated in animal tissue but not in higher plants. Although nutritional requirements for the vitamin are quite low, people who abstain completely from animal products may develop a deficiency anemia. Cyanocobalamin is the form used in vitamin supplements. It contains 4.34% cobalt by mass. Calculate the molar mass of cyanocobalamin, assuming that there is one atom of cobalt in every molecule of cyanocobalamin.

- 122.** The compound adrenaline contains 56.79% C, 6.56% H, 28.37% O, and 8.28% N by mass. What is the empirical formula for adrenaline?


- 123.** Adipic acid is an organic compound composed of 49.31% C, 43.79% O, and the rest hydrogen. If the molar mass of adipic acid is 146.1 g/mol, what are the empirical and molecular formulas for adipic acid?

- 124.** Bacterial digestion is an economical method of sewage treatment. The reaction

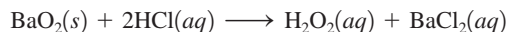


is an intermediate step in the conversion of the nitrogen in organic compounds into nitrate ions. What mass of bacterial tissue is produced in a treatment plant for every  $1.0 \times 10^4$  kg of wastewater containing 3.0%  $\text{NH}_4^+$  ions by mass? Assume that 95% of the ammonium ions are consumed by the bacteria.

125. Aspirin ( $\text{C}_9\text{H}_8\text{O}_4$ ) is synthesized by reacting salicylic acid ( $\text{C}_7\text{H}_6\text{O}_3$ ) with acetic anhydride ( $\text{C}_4\text{H}_6\text{O}_3$ ). The balanced equation is



- What mass of acetic anhydride is needed to completely consume  $1.00 \times 10^2$  g salicylic acid?
  - What is the maximum mass of aspirin (the theoretical yield) that could be produced in this reaction?
126. A student prepared aspirin in a laboratory experiment using the reaction in Exercise 125. The student reacted 1.50 g salicylic acid with 2.00 g acetic anhydride. The yield was 1.50 g aspirin. Calculate the theoretical yield and the percent yield for this experiment.
127. Hydrogen peroxide is used as a cleansing agent in the treatment of cuts and abrasions for several reasons. It is an oxidizing agent that can directly kill many microorganisms; it decomposes on contact with blood, releasing elemental oxygen gas (which inhibits the growth of anaerobic microorganisms); and it foams on contact with blood, which provides a cleansing action. In the laboratory, small quantities of hydrogen peroxide can be prepared by the action of an acid on an alkaline earth metal peroxide, such as barium peroxide:



What mass of hydrogen peroxide should result when 1.50 g barium peroxide is treated with 25.0 mL hydrochloric acid solution containing 0.0272 g HCl per mL? What mass of which reagent is left unreacted?

128. Silver sulfadiazine burn-treating cream creates a barrier against bacterial invasion and releases antimicrobial agents directly into the wound. If 25.0 g  $\text{Ag}_2\text{O}$  is reacted with 50.0 g  $\text{C}_{10}\text{H}_{10}\text{N}_4\text{SO}_2$ , what mass of silver sulfadiazine,  $\text{AgC}_{10}\text{H}_9\text{N}_4\text{SO}_2$ , can be produced, assuming 100% yield?

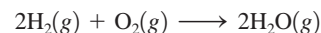


### ► Additional Exercises

129. In using a mass spectrometer, a chemist sees a peak at a mass of 30.0106. Of the choices  $^{12}\text{C}_2^{1}\text{H}_6$ ,  $^{12}\text{C}^{1}\text{H}_2^{16}\text{O}$ , and  $^{14}\text{N}^{16}\text{O}$ , which is responsible for this peak? Pertinent masses are  $^1\text{H}$ , 1.007825;  $^{16}\text{O}$ , 15.994915; and  $^{14}\text{N}$ , 14.003074.
130. Boron consists of two isotopes,  $^{10}\text{B}$  and  $^{11}\text{B}$ . Chlorine also has two isotopes,  $^{35}\text{Cl}$  and  $^{37}\text{Cl}$ . Consider the mass spectrum of  $\text{BCl}_3$ . How many peaks would be present, and what approximate mass would each peak correspond to in the  $\text{BCl}_3$  mass spectrum?
131. A given sample of a xenon fluoride compound contains molecules of the type  $\text{XeF}_n$ , where  $n$  is some whole number. Given that  $9.03 \times 10^{20}$  molecules of  $\text{XeF}_n$  weigh 0.368 g, determine the value for  $n$  in the formula.

132. Many cereals are made with high moisture content so that the cereal can be formed into various shapes before it is dried. A cereal product containing 58%  $\text{H}_2\text{O}$  by mass is produced at the rate of 1000. kg/h. What mass of water must be evaporated per hour if the final product contains only 20.% water?

133. Consider the reaction



Identify the limiting reagent in each of the reaction mixtures given below:

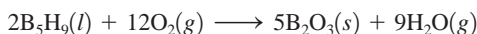
- 50 molecules of  $\text{H}_2$  and 25 molecules of  $\text{O}_2$
  - 100 molecules of  $\text{H}_2$  and 40 molecules of  $\text{O}_2$
  - 100 molecules of  $\text{H}_2$  and 100 molecules of  $\text{O}_2$
  - 0.50 mol  $\text{H}_2$  and 0.75 mol  $\text{O}_2$
  - 0.80 mol  $\text{H}_2$  and 0.75 mol  $\text{O}_2$
  - 1.0 g  $\text{H}_2$  and 0.25 mol  $\text{O}_2$
  - 5.00 g  $\text{H}_2$  and 56.00 g  $\text{O}_2$
134. Some bismuth tablets, a medication used to treat upset stomachs, contain 262 mg of bismuth subsalicylate,  $\text{C}_7\text{H}_5\text{BiO}_4$ , per tablet. Assuming two tablets are digested, calculate the mass of bismuth consumed.
135. The empirical formula of styrene is  $\text{CH}$ ; the molar mass of styrene is 104.14 g/mol. What number of H atoms are present in a 2.00-g sample of styrene?
136. Terephthalic acid is an important chemical used in the manufacture of polyesters and plasticizers. It contains only C, H, and O. Combustion of 19.81 mg terephthalic acid produces 41.98 mg  $\text{CO}_2$  and 6.45 mg  $\text{H}_2\text{O}$ . If 0.250 mol of terephthalic acid has a mass of 41.5 g, determine the molecular formula for terephthalic acid.
137. A sample of a hydrocarbon (a compound consisting of only carbon and hydrogen) contains  $2.59 \times 10^{23}$  atoms of hydrogen and is 17.3% hydrogen by mass. If the molar mass of the hydrocarbon is between 55 and 65 g/mol, what amount (moles) of compound is present, and what is the mass of the sample?
138. A binary compound between an unknown element E and hydrogen contains 91.27% E and 8.73% H by mass. If the formula of the compound is  $\text{E}_3\text{H}_8$ , calculate the atomic mass of E.
139. A 0.755-g sample of hydrated copper(II) sulfate



was heated carefully until it had changed completely to anhydrous copper(II) sulfate ( $\text{CuSO}_4$ ) with a mass of 0.483 g. Determine the value of  $x$ . [This number is called the *number of waters of hydration* of copper(II) sulfate. It specifies the number of water molecules per formula unit of  $\text{CuSO}_4$  in the hydrated crystal.]


140. ABS plastic is a tough, hard plastic used in applications requiring shock resistance. The polymer consists of three monomer units: acrylonitrile ( $\text{C}_3\text{H}_3\text{N}$ ), butadiene ( $\text{C}_4\text{H}_6$ ), and styrene ( $\text{C}_8\text{H}_8$ ).
- A sample of ABS plastic contains 8.80% N by mass. It took 0.605 g of  $\text{Br}_2$  to react completely with a 1.20-g sample of ABS plastic. Bromine reacts 1:1 (by moles) with the butadiene molecules in the polymer and nothing else. What is the percent by mass of acrylonitrile and butadiene in this polymer?
  - What are the relative numbers of each of the monomer units in this polymer?

- 141.** A sample of LSD (D-lysergic acid diethylamide,  $C_{24}H_{30}N_3O$ ) is added to some table salt (sodium chloride) to form a mixture. Given that a 1.00-g sample of the mixture undergoes combustion to produce 1.20 g of  $CO_2$ , what is the mass percent of LSD in the mixture?
- 142.** Methane ( $CH_4$ ) is the main component of marsh gas. Heating methane in the presence of sulfur produces carbon disulfide and hydrogen sulfide as the only products.
- Write the balanced chemical equation for the reaction of methane and sulfur.
  - Calculate the theoretical yield of carbon disulfide when 120. g of methane is reacted with an equal mass of sulfur.
- 143.** A potential fuel for rockets is a combination of  $B_3H_9$  and  $O_2$ . The two react according to the following balanced equation:



If one tank in a rocket holds 126 g  $B_3H_9$  and another tank holds 192 g  $O_2$ , what mass of water can be produced when the entire contents of each tank react together?

- 144.** A 0.4230-g sample of impure sodium nitrate was heated, converting all the sodium nitrate to 0.2864 g of sodium nitrite and oxygen gas. Determine the percent of sodium nitrate in the original sample.
- 145.** An iron ore sample contains  $Fe_2O_3$  plus other impurities. A 752-g sample of impure iron ore is heated with excess carbon, producing 453 g of pure iron by the following reaction:



What is the mass percent of  $Fe_2O_3$  in the impure iron ore sample? Assume that  $Fe_2O_3$  is the only source of iron and that the reaction is 100% efficient.

- 146.** Commercial brass, an alloy of Zn and Cu, reacts with hydrochloric acid as follows:



(Cu does not react with HCl.) When 0.5065 g of a certain brass alloy is reacted with excess HCl, 0.0985 g  $ZnCl_2$  is eventually isolated.

- What is the composition of the brass by mass?
  - How could this result be checked without changing the above procedure?
- 147.** Vitamin A has a molar mass of 286.4 g/mol and a general molecular formula of  $C_xH_yE$ , where E is an unknown element. If vitamin A is 83.86% C and 10.56% H by mass, what is the molecular formula of vitamin A?
- 148.** A substance  $X_2Z$  has the composition (by mass) of 40.0% X and 60.0% Z. What is the composition (by mass) of the compound  $XZ_2$ ?

### ► Challenge Problems

- 149.** Consider the following data for three binary compounds of hydrogen and nitrogen:

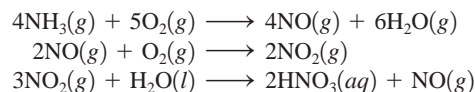
	% H (by Mass)	% N (by Mass)
I	17.75	82.25
II	12.58	87.42
III	2.34	97.66

When 1.00 L of each gaseous compound is decomposed to its elements, the following volumes of  $H_2(g)$  and  $N_2(g)$  are obtained:

	$H_2$ (L)	$N_2$ (L)
I	1.50	0.50
II	2.00	1.00
III	0.50	1.50

Use these data to determine the molecular formulas of compounds I, II, and III and to determine the relative values for the atomic masses of hydrogen and nitrogen.

- 150.** Natural rubidium has the average mass of 85.4678 and is composed of isotopes  $^{85}Rb$  (mass = 84.9117) and  $^{87}Rb$ . The ratio of atoms  $^{85}Rb/^{87}Rb$  in natural rubidium is 2.591. Calculate the mass of  $^{87}Rb$ .
- 151.** A compound contains only carbon, hydrogen, nitrogen, and oxygen. Combustion of 0.157 g of the compound produced 0.213 g  $CO_2$  and 0.0310 g  $H_2O$ . In another experiment, it is found that 0.103 g of the compound produces 0.0230 g  $NH_3$ . What is the empirical formula of the compound? *Hint:* Combustion involves reacting with excess  $O_2$ . Assume that all the carbon ends up in  $CO_2$  and all the hydrogen ends up in  $H_2O$ . Also assume that all the nitrogen ends up in the  $NH_3$  in the second experiment.
- 152.** Nitric acid is produced commercially by the Ostwald process, represented by the following equations:



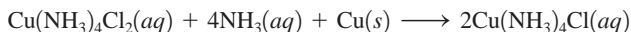
What mass of  $NH_3$  must be used to produce  $1.0 \times 10^6$  kg  $HNO_3$  by the Ostwald process? Assume 100% yield in each reaction and assume that the NO produced in the third step is not recycled.

- 153.** When the supply of oxygen is limited, iron metal reacts with oxygen to produce a mixture of FeO and  $Fe_2O_3$ . In a certain experiment, 20.00 g iron metal was reacted with 11.20 g oxygen gas. After the experiment, the iron was totally consumed, and 3.24 g oxygen gas remained. Calculate the amounts of FeO and  $Fe_2O_3$  formed in this experiment.
- 154.** A 9.780-g gaseous mixture contains ethane ( $C_2H_6$ ) and propane ( $C_3H_8$ ). Complete combustion to form carbon dioxide and water requires 1.120 mol oxygen. Calculate the mass percent of ethane in the original mixture.
- 155.** Zinc and magnesium metal each react with hydrochloric acid to make chloride salts of the respective metals, and hydrogen gas. A 10.00-g mixture of zinc and magnesium produces 0.5171 g of hydrogen gas upon being mixed with an excess of hydrochloric acid. Determine the percent magnesium by mass in the original mixture.
- 156.** A 2.077-g sample of an element, which has an atomic mass between 40 and 55, reacts with oxygen to form 3.708 g of an oxide. Determine the formula of the oxide (and identify the element).
- 157.** Consider a gaseous binary compound with a molar mass of 62.09 g/mol. When 1.39 g of this compound is completely burned in

excess oxygen, 1.21 g of water is formed. Determine the formula of the compound. Assume water is the only product that contains hydrogen.

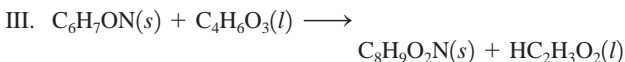
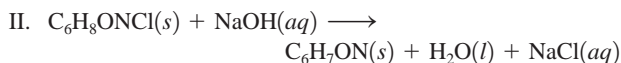
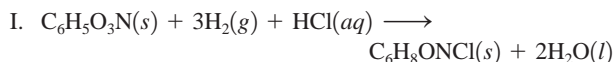
158. A 2.25-g sample of scandium metal is reacted with excess hydrochloric acid to produce 0.1502 g hydrogen gas. What is the formula of the scandium chloride produced in the reaction?

159. In the production of printed circuit boards for the electronics industry, a 0.60-mm layer of copper is laminated onto an insulating plastic board. Next, a circuit pattern made of a chemically resistant polymer is printed on the board. The unwanted copper is removed by chemical etching, and the protective polymer is finally removed by solvents. One etching reaction is



A plant needs to manufacture 10,000 printed circuit boards, each  $8.0 \times 16.0$  cm in area. An average of 80.% of the copper is removed from each board (density of copper =  $8.96 \text{ g/cm}^3$ ). What masses of  $\text{Cu}(\text{NH}_3)_4\text{Cl}_2$  and  $\text{NH}_3$  are needed to do this? Assume 100% yield.

160. The aspirin substitute, acetaminophen ( $\text{C}_8\text{H}_9\text{O}_2\text{N}$ ), is produced by the following three-step synthesis:



The first two reactions have percent yields of 87% and 98% by mass, respectively. The overall reaction yields 3 mol of acetaminophen product for every 4 mol of  $\text{C}_6\text{H}_5\text{O}_3\text{N}$  reacted.

- What is the percent yield by mass for the overall process?
- What is the percent yield by mass of step III?

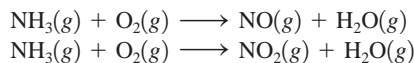
161. An element X forms both a dichloride ( $\text{XCl}_2$ ) and a tetrachloride ( $\text{XCl}_4$ ). Treatment of 10.00 g  $\text{XCl}_2$  with excess chlorine forms 12.55 g  $\text{XCl}_4$ . Calculate the atomic mass of X, and identify X.

162. When  $\text{M}_2\text{S}_3(\text{s})$  is heated in air, it is converted to  $\text{MO}_2(\text{s})$ . A 4.000-g sample of  $\text{M}_2\text{S}_3(\text{s})$  shows a decrease in mass of 0.277 g when it is heated in air. What is the average atomic mass of M?

163. When aluminum metal is heated with an element from Group 6A of the periodic table, an ionic compound forms. When the experiment is performed with an unknown Group 6A element, the product is 18.56% Al by mass. What is the formula of the compound?

164. Consider a mixture of potassium chloride and potassium nitrate that is 43.2% potassium by mass. What is the percent KCl by mass of the original mixture?

165. Ammonia reacts with  $\text{O}_2$  to form either  $\text{NO}(\text{g})$  or  $\text{NO}_2(\text{g})$  according to these unbalanced equations:



In a certain experiment 2.00 mol  $\text{NH}_3(\text{g})$  and 10.00 mol  $\text{O}_2(\text{g})$  are contained in a closed flask. After the reaction is complete, 6.75 mol  $\text{O}_2(\text{g})$  remains. Calculate the number of

moles of  $\text{NO}(\text{g})$  in the product mixture: (*Hint:* You cannot do this problem by adding the balanced equations, because you cannot assume that the two reactions will occur with equal probability.)

166. You take 1.00 g of an aspirin tablet (a compound consisting solely of carbon, hydrogen, and oxygen), burn it in air, and collect 2.20 g  $\text{CO}_2$  and 0.400 g  $\text{H}_2\text{O}$ . You know that the molar mass of aspirin is between 170 and 190 g/mol. Reacting 1 mole of salicylic acid with 1 mole of acetic anhydride ( $\text{C}_4\text{H}_6\text{O}_3$ ) gives you 1 mole of aspirin and 1 mole of acetic acid ( $\text{C}_2\text{H}_4\text{O}_2$ ). Use this information to determine the molecular formula of salicylic acid.

## ► Integrative Problems

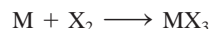
These problems require the integration of multiple concepts to find the solutions.

167. With the advent of techniques such as scanning tunneling microscopy, it is now possible to “write” with individual atoms by manipulating and arranging atoms on an atomic surface.

- If an image is prepared by manipulating iron atoms and their total mass is  $1.05 \times 10^{-20}$  g, what number of iron atoms were used?
- If the image is prepared on a platinum surface that is exactly 20 platinum atoms high and 14 platinum atoms wide, what is the mass (grams) of the atomic surface?
- If the atomic surface were changed to ruthenium atoms and the same surface mass as determined in part b is used, what number of ruthenium atoms is needed to construct the surface?

168. Tetrodotoxin is a toxic chemical found in fugu pufferfish, a popular but rare delicacy in Japan. This compound has a  $\text{LD}_{50}$  (the amount of substance that is lethal to 50.% of a population sample) of 10.  $\mu\text{g}$  per kg of body mass. Tetrodotoxin is 41.38% carbon by mass, 13.16% nitrogen by mass, and 5.37% hydrogen by mass, with the remaining amount consisting of oxygen. What is the empirical formula of tetrodotoxin? If three molecules of tetrodotoxin have a mass of  $1.59 \times 10^{-21}$  g, what is the molecular formula of tetrodotoxin? What number of molecules of tetrodotoxin would be the  $\text{LD}_{50}$  dosage for a person weighing 165 lb?

169. An ionic compound  $\text{MX}_3$  is prepared according to the following unbalanced chemical equation.



A 0.105-g sample of  $\text{X}_2$  contains  $8.92 \times 10^{20}$  molecules. The compound  $\text{MX}_3$  consists of 54.47% X by mass. What are the identities of M and X, and what is the correct name for  $\text{MX}_3$ ? Starting with 1.00 g each of M and  $\text{X}_2$ , what mass of  $\text{MX}_3$  can be prepared?

170. The compound  $\text{As}_2\text{I}_4$  is synthesized by reaction of arsenic metal with arsenic triiodide. If a solid cubic block of arsenic ( $d = 5.72 \text{ g/cm}^3$ ) that is 3.00 cm on edge is allowed to react with  $1.01 \times 10^{24}$  molecules of arsenic triiodide, what mass of  $\text{As}_2\text{I}_4$  can be prepared? If the percent yield of  $\text{As}_2\text{I}_4$  was 75.6%, what mass of  $\text{As}_2\text{I}_4$  was actually isolated?

### ► Marathon Problems

These problems are designed to incorporate several concepts and techniques into one situation.

- \*171. From the information below, determine the mass of substance *C* that will be formed if 45.0 grams of substance *A* reacts with 23.0 grams of substance *B*. (Assume that the reaction between *A* and *B* goes to completion.)
- Substance *A* is a gray solid that consists of an alkaline earth metal and carbon (37.5% by mass). It reacts with substance *B* to produce substances *C* and *D*. Forty million trillion formula units of *A* have a mass of 4.26 milligrams.
  - 47.9 grams of substance *B* contains 5.36 grams of hydrogen and 42.5 grams of oxygen.
  - When 10.0 grams of *C* is burned in excess oxygen, 33.8 grams of carbon dioxide and 6.92 grams of water are produced. *A*

\*Used with permission from the *Journal of Chemical Education*, Vol. 68, No. 11, 1991, pp. 919–922; copyright © 1991, Division of Chemical Education, Inc.

mass spectrum of substance *C* shows a parent molecular ion with a mass-to-charge ratio of 26.

- d. Substance *D* is the hydroxide of the metal in substance *A*.
172. Consider the following balanced chemical equation:



- Equal masses of *A* and *B* are reacted. Complete each of the following with either “*A* is the limiting reactant because \_\_\_\_\_”; “*B* is the limiting reactant because \_\_\_\_\_”; or “we cannot determine the limiting reactant because \_\_\_\_\_.”
  - If the molar mass of *A* is greater than the molar mass of *B*, then
  - If the molar mass of *B* is greater than the molar mass of *A*, then
- The products of the reaction are carbon dioxide (*C*) and water (*D*). Compound *A* has the same molar mass as carbon dioxide. Compound *B* is a diatomic molecule. Identify compound *B* and support your answer.
- Compound *A* is a hydrocarbon that is 81.71% carbon by mass. Determine its empirical and molecular formulas.

# Types of Chemical Reactions and Solution Stoichiometry

- 4.1 ▶ Water, the Common Solvent
- 4.2 ▶ The Nature of Aqueous Solutions: Strong and Weak Electrolytes
  - Strong Electrolytes
  - Weak Electrolytes
  - Nonelectrolytes
- 4.3 ▶ The Composition of Solutions
  - Dilution
- 4.4 ▶ Types of Chemical Reactions
- 4.5 ▶ Precipitation Reactions
- 4.6 ▶ Describing Reactions in Solution
- 4.7 ▶ Stoichiometry of Precipitation Reactions
- 4.8 ▶ Acid–Base Reactions
  - Acid–Base Titrations
- 4.9 ▶ Oxidation–Reduction Reactions
  - Oxidation States
  - The Characteristics of Oxidation–Reduction Reactions
- 4.10 ▶ Balancing Oxidation–Reduction Equations
  - Oxidation States Method of Balancing Oxidation–Reduction Reactions

**Sodium reacts violently with bromine to form sodium bromide.**

**M**uch of the chemistry that affects each of us occurs among substances dissolved in water. For example, virtually all the chemistry that makes life possible occurs in an aqueous environment. Also, various medical tests involve aqueous reactions, depending heavily on analyses of blood and other body fluids. In addition to the common tests for sugar, cholesterol, and iron, analyses for specific chemical markers allow detection of many diseases before obvious symptoms occur.

Aqueous chemistry is also important in our environment. In recent years, contamination of the groundwater by substances such as chloroform and nitrates has been widely publicized. Water is essential for life, and the maintenance of an ample supply of clean water is crucial to all civilization.

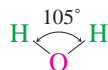
To understand the chemistry that occurs in such diverse places as the human body, the atmosphere, the groundwater, the oceans, the local water treatment plant, your hair as you shampoo it, and so on, we must understand how substances dissolved in water react with each other.

However, before we can understand solution reactions, we need to discuss the nature of solutions in which water is the dissolving medium, or *solvent*. These solutions are called **aqueous solutions**. In this chapter we will study the nature of materials after they are dissolved in water and various types of reactions that occur among these substances. You will see that the procedures developed in Chapter 3 to deal with chemical reactions work very well for reactions that take place in aqueous solutions. To understand the types of reactions that occur in aqueous solutions, we must first explore the types of species present. This requires an understanding of the nature of water.

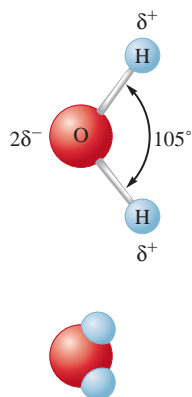
## 4.1 ► Water, the Common Solvent

Water is one of the most important substances on earth. It is essential for sustaining the reactions that keep us alive, but it also affects our lives in many indirect ways. Water helps moderate the earth's temperature; it cools automobile engines, nuclear power plants, and many industrial processes; it provides a means of transportation on the earth's surface and a medium for the growth of a myriad of creatures we use as food; and much more.

One of the most valuable properties of water is its ability to dissolve many different substances. For example, salt “disappears” when you sprinkle it into the water used to cook vegetables, as does sugar when you add it to your iced tea. In each case the “disappearing” substance is obviously still present—you can taste it. What happens when a solid dissolves? To understand this process, we need to consider the nature of water. Liquid water consists of a collection of  $\text{H}_2\text{O}$  molecules. An individual  $\text{H}_2\text{O}$  molecule is “bent” or V-shaped, with an  $\text{H—O—H}$  angle of approximately  $105^\circ$ :



The  $\text{O—H}$  bonds in the water molecule are covalent bonds formed by electron sharing between the oxygen and hydrogen atoms. However, the electrons of the bond are not

**Figure 4.1**

(top) The water molecule is polar.  
(bottom) A space-filling model of the water molecule.

shared equally between these atoms. For reasons we will discuss in later chapters, oxygen has a greater attraction for electrons than does hydrogen. If the electrons were shared equally between the two atoms, both would be electrically neutral because, on average, the number of electrons around each would equal the number of protons in that nucleus. However, because the oxygen atom has a greater attraction for electrons, the shared electrons tend to spend more time close to the oxygen than to either of the hydrogens. Thus the oxygen atom gains a slight excess of negative charge, and the hydrogen atoms become slightly positive. This is shown in Fig. 4.1, where  $\delta$  (delta) indicates a *partial charge* (*less than one unit of charge*). Because of this unequal charge distribution, water is said to be a **polar molecule**. It is this polarity that gives water its great ability to dissolve compounds.

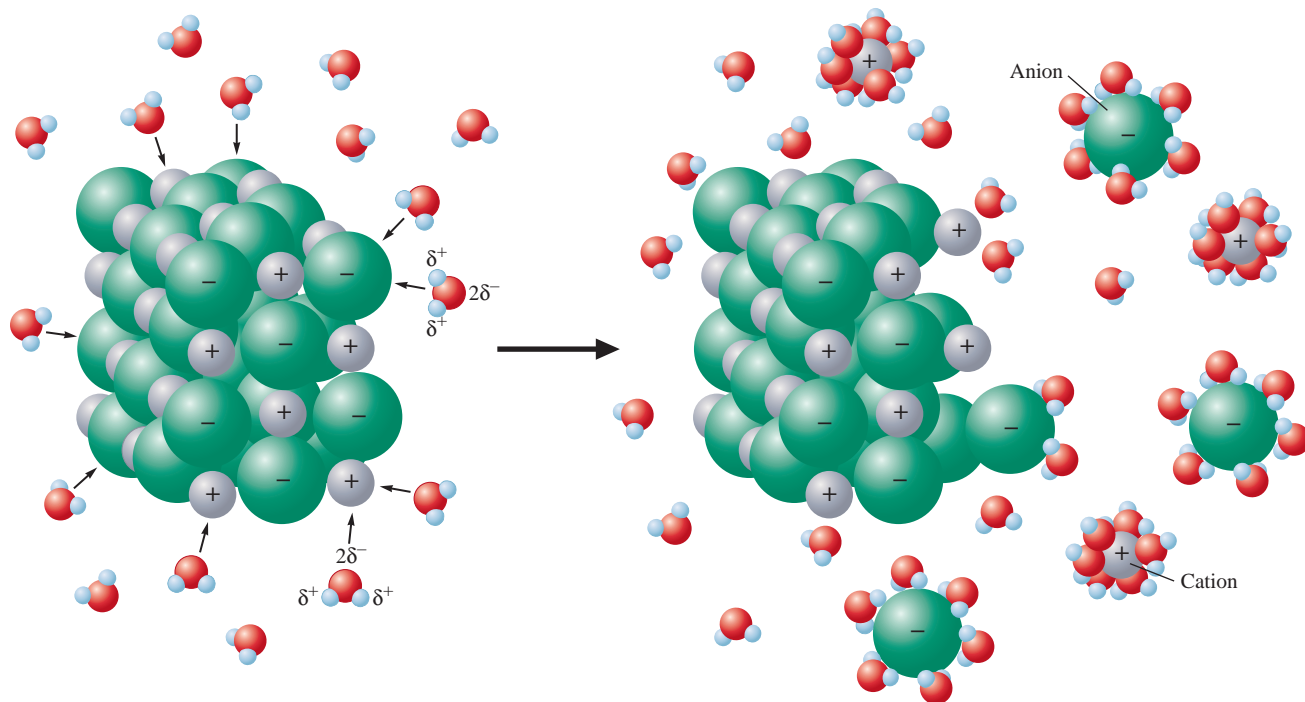
A schematic of an ionic solid dissolving in water is shown in Fig. 4.2. Note that the “positive ends” of the water molecules are attracted to the negatively charged anions and that the “negative ends” are attracted to the positively charged cations. This process is called **hydration**. The hydration of its ions tends to cause a salt to “fall apart” in the water, or to dissolve. The strong forces present among the positive and negative ions of the solid are replaced by strong water–ion interactions.

It is very important to recognize that when ionic substances (salts) dissolve in water, they break up into the *individual* cations and anions. For instance, when ammonium nitrate ( $\text{NH}_4\text{NO}_3$ ) dissolves in water, the resulting solution contains  $\text{NH}_4^+$  and  $\text{NO}_3^-$  ions moving around independently. This process can be represented as



where (*aq*) designates that the ions are hydrated by unspecified numbers of water molecules.

The **solubility** of ionic substances in water varies greatly. For example, sodium chloride is quite soluble in water, whereas silver chloride (contains  $\text{Ag}^+$  and  $\text{Cl}^-$  ions) is only very slightly soluble. The differences in the solubilities of ionic compounds in water

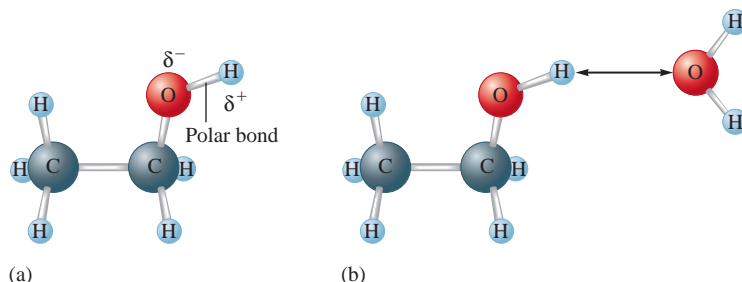
**Figure 4.2**

Polar water molecules interact with the positive and negative ions of a salt, assisting in the dissolving process.



**Figure 4.3**

(a) The ethanol molecule contains a polar O—H bond similar to those in the water molecule. (b) The polar water molecule interacts strongly with the polar O—H bond in ethanol. This is a case of “like dissolving like.”



typically depend on the relative attractions of the ions for each other (these forces hold the solid together) and the attractions of the ions for water molecules (which cause the solid to disperse [dissolve] in water). Solubility is a complex topic that we will explore in much more detail in Chapter 11. However, the most important thing to remember at this point is that when an ionic solid does dissolve in water, the ions become hydrated and are dispersed (move around independently).

Water also dissolves many nonionic substances. Ethanol ( $C_2H_5OH$ ), for example, is very soluble in water. Wine, beer, and mixed drinks are aqueous solutions of ethanol and other substances. Why is ethanol so soluble in water? The answer lies in the structure of the alcohol molecules, which is shown in Fig. 4.3(a). The molecule contains a polar O—H bond like those in water, which makes it very compatible with water. The interaction of water with ethanol is represented in Fig. 4.3(b).

Many substances do not dissolve in water. Pure water will not, for example, dissolve animal fat, because fat molecules are nonpolar and do not interact effectively with polar water molecules. In general, polar and ionic substances are expected to be more soluble in water than nonpolar substances. “Like dissolves like” is a useful rule for predicting solubility. We will explore the basis for this generalization when we discuss the details of solution formation in Chapter 11.

## 4.2 ► The Nature of Aqueous Solutions: Strong and Weak Electrolytes

As we discussed in Chapter 1, a solution is a homogeneous mixture. It is the same throughout (the first sip of a cup of coffee is the same as the last), but its composition can be varied by changing the amount of dissolved substances (one can make weak or strong coffee). In this section we will consider what happens when a substance, the **solute**, is dissolved in liquid water, the **solvent**.

One useful property for characterizing a solution is its **electrical conductivity**, its ability to conduct an electric current. This characteristic can be checked conveniently by using an apparatus like the ones shown in Fig. 4.4. If the solution in the container conducts electricity, the bulb lights. Pure water is not an electrical conductor. However, some aqueous solutions conduct current very efficiently, and the bulb shines very brightly; these solutions contain **strong electrolytes**. Other solutions conduct only a small current, and the bulb glows dimly; these solutions contain **weak electrolytes**. Some solutions permit no current to flow, and the bulb remains unlit; these solutions contain **nonelectrolytes**.

The basis for the conductivity properties of solutions was first correctly identified by Svante Arrhenius (1859–1927), then a Swedish graduate student in physics, who carried out research on the nature of solutions at the University of Uppsala in the early 1880s. Arrhenius came to believe that the conductivity of solutions arose from the presence of ions, an idea that was at first scorned by the majority of the scientific establishment. However, in the late 1890s when atoms were found to contain charged particles, the ionic theory suddenly made sense and became widely accepted.

As Arrhenius postulated, the extent to which a solution can conduct an electric current depends directly on the number of ions present. Some materials, such as sodium chloride,

An **electrolyte** is a substance that when dissolved in water produces a solution that can conduct electricity.

**Figure 4.4**

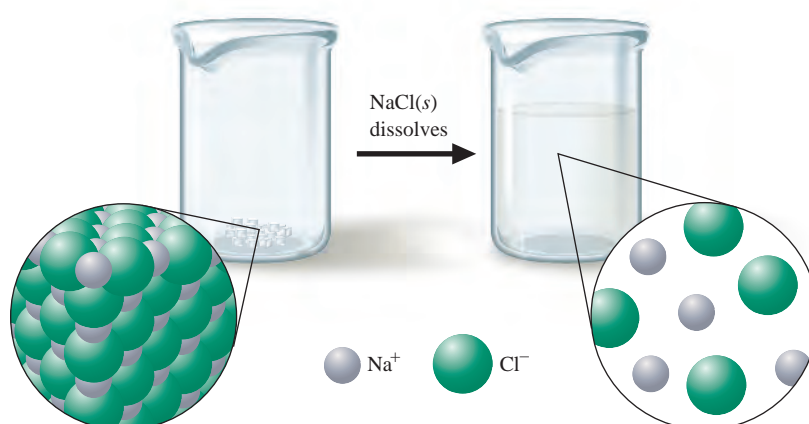
Electrical conductivity of aqueous solutions. The circuit will be completed and will allow current to flow only when there are charge carriers (ions) in the solution. *Note:* Water molecules are present but not shown in these pictures. (a) A hydrochloric acid solution, which is a strong electrolyte, contains ions that readily conduct the current and give a brightly lit bulb. (b) An acetic acid solution, which is a weak electrolyte, contains only a few ions and does not conduct as much current as a strong electrolyte. The bulb is only dimly lit. (c) A sucrose solution, which is a nonelectrolyte, contains no ions and does not conduct a current. The bulb remains unlit.

readily produce ions in aqueous solution and thus are strong electrolytes. Other substances, such as acetic acid, produce relatively few ions when dissolved in water and are weak electrolytes. A third class of materials, such as sugar, form virtually no ions when dissolved in water and are nonelectrolytes.

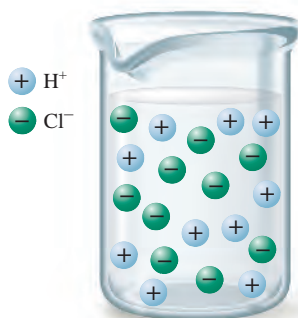
## Strong Electrolytes

Strong electrolytes are substances that are completely ionized when they are dissolved in water, as represented in Fig. 4.4(a). We will consider several classes of strong electrolytes: (1) soluble salts, (2) strong acids, and (3) strong bases.

As shown in Fig. 4.2, a salt consists of an array of cations and anions that separate and become hydrated when the salt dissolves. For example, when NaCl dissolves in water, it produces hydrated  $\text{Na}^+$  and  $\text{Cl}^-$  ions in the solution (see Fig. 4.5). Virtually no NaCl

**Figure 4.5**

When solid NaCl dissolves, the  $\text{Na}^+$  and  $\text{Cl}^-$  ions are randomly dispersed in the water.

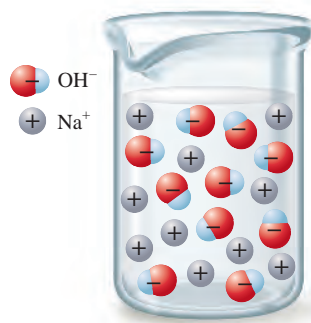


**Figure 4.6**  
HCl(aq) is completely ionized.

The Arrhenius definition of an acid is a substance that produces  $H^+$  ions in solution.

Strong electrolytes dissociate (ionize) completely in aqueous solution.

Perchloric acid,  $HClO_4(aq)$ , is another strong acid.

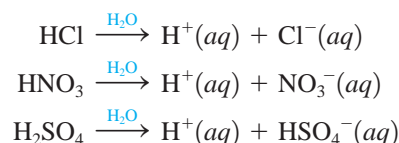


**Figure 4.7**  
An aqueous solution of sodium hydroxide.

units are present. Thus NaCl is a strong electrolyte. It is important to recognize that these aqueous solutions contain millions of water molecules that we will not include in our molecular-level drawings.


One of Arrhenius's most important discoveries concerned the nature of acids. Acidity was first associated with the sour taste of citrus fruits. In fact, the word *acid* comes directly from the Latin word *acidus*, meaning "sour." The mineral acids sulfuric acid ( $H_2SO_4$ ) and nitric acid ( $HNO_3$ ), so named because they were originally obtained by the treatment of minerals, were discovered around 1300.

Although acids were known for hundreds of years before the time of Arrhenius, no one had recognized their essential nature. In his studies of solutions, Arrhenius found that when the substances HCl,  $HNO_3$ , and  $H_2SO_4$  were dissolved in water, they behaved as strong electrolytes. He postulated that this was the result of ionization reactions in water, for example:



Thus Arrhenius proposed that an **acid** is a substance that produces  $H^+$  ions (protons) when it is dissolved in water.

We now understand that the polar nature of water plays a very important role in causing acids to produce  $H^+$  in solution. In fact, it is most appropriate to represent the "ionization" of an acid as follows:



which emphasizes the important role of water in this process. We will have much more to say about this process in Chapter 14.

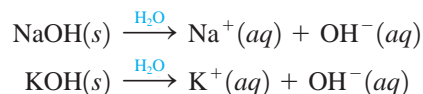
Studies of conductivity show that when HCl,  $HNO_3$ , and  $H_2SO_4$  are placed in water, *virtually every molecule ionizes*. These substances are strong electrolytes and are thus called **strong acids**. All three are very important chemicals, and much more will be said about them as we proceed. However, at this point the following facts are important:

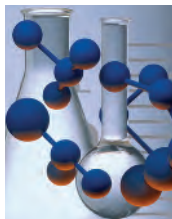
Sulfuric acid, nitric acid, and hydrochloric acid are aqueous solutions and should be written in chemical equations as  $H_2SO_4(aq)$ ,  $HNO_3(aq)$ , and  $HCl(aq)$ , respectively, although they often appear without the (aq) symbol.

A strong acid is one that completely dissociates into its ions. Thus, if 100 molecules of HCl are dissolved in water, 100  $H^+$  ions and 100  $Cl^-$  ions are produced. Virtually no HCl molecules exist in aqueous solutions (see Fig. 4.6).

Sulfuric acid is a special case. The formula  $H_2SO_4$  indicates that this acid can produce two  $H^+$  ions per molecule when dissolved in water. However, only the first  $H^+$  ion is completely dissociated. The second  $H^+$  ion can be pulled off under certain conditions, which we will discuss later. Thus an aqueous solution of  $H_2SO_4$  contains mostly  $H^+$  ions and  $HSO_4^-$  ions.

Another important class of strong electrolytes consists of the **strong bases**, soluble ionic compounds containing the hydroxide ion ( $OH^-$ ). When these compounds are dissolved in water, the cations and  $OH^-$  ions separate and move independently. Solutions containing bases have a bitter taste and a slippery feel. The most common basic solutions are those produced when solid sodium hydroxide (NaOH) or potassium hydroxide (KOH) is dissolved in water to produce ions, as follows (see Fig. 4.7):





## chemical connections

### Arrhenius: A Man with Solutions

Science is a human endeavor, subject to human frailties and governed by personalities, politics, and prejudices. One of the best illustrations of the often bumpy path of the advancement of scientific knowledge is the story of Swedish chemist Svante Arrhenius.

When Arrhenius began studies toward his doctorate at the University of Uppsala around 1880, he chose to investigate the passage of electricity through solutions, a mystery that had baffled scientists for a century. The first experiments had been done in the 1770s by Cavendish, who compared the conductivity of salt solution with that of rain water using his own physiologic reaction to the electric shocks he received! Arrhenius had an array of instruments to measure electric current, but the process of carefully weighing, measuring, and recording data from a multitude of experiments was a tedious one.

After his long series of experiments was performed, Arrhenius quit his laboratory bench and returned to his country home to try to formulate a model that could account for his data. He wrote, "I got the idea in the night of the 17th of May in the year 1883, and I could not sleep that night until I had worked through the whole problem." His idea was that ions were responsible for conducting electricity through a solution.

Back at Uppsala, Arrhenius took his doctoral dissertation containing the new theory to his advisor, Professor Cleve, an eminent chemist and the discoverer of the elements holmium and thulium. Cleve's uninterested response was what Arrhenius had expected. It was in keeping with Cleve's resistance to new ideas—he had not even accepted Mendeleev's periodic table, introduced 10 years earlier.

It is a long-standing custom that before a doctoral degree is granted, the dissertation must be defended before a panel of professors. Although this procedure is still followed at most universities today, the problems are usually worked out in private with the evaluating professors before the actual defense. However, when Arrhenius did it, the dissertation defense was an open debate, which could be rancorous and humiliating. Knowing that it would be unwise to antagonize his professors, Arrhenius downplayed his convictions



Svante August Arrhenius.

about his new theory as he defended his dissertation. His diplomacy paid off: He was awarded his degree, albeit reluctantly, because the professors still did not believe his model and considered him to be a marginal scientist, at best.

Such a setback could have ended his scientific career, but Arrhenius was a crusader; he was determined to see his theory triumph. He promptly embarked on a political campaign, enlisting the aid of several prominent scientists, to get his theory accepted.

Ultimately, the ionic theory triumphed. Arrhenius's fame spread, and honors were heaped on him, culminating in the Nobel Prize in chemistry in 1903. Not one to rest on his laurels, Arrhenius turned to new fields, including astronomy; he formulated a new theory that the solar system may have come into being through the collision of stars. His exceptional versatility led him to study the use of serums to fight disease, energy resources and conservation, and the origin of life.

---

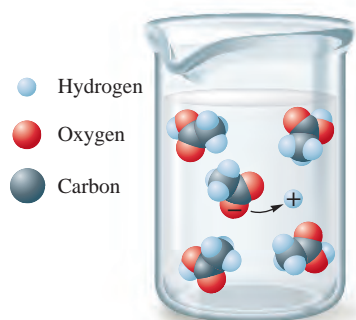
Additional insight on Arrhenius and his scientific career can be obtained from his address on receiving the Willard Gibbs Award. See *Journal of the American Chemical Society* 36 (1912): 353.

## Weak Electrolytes

Weak electrolytes dissociate (ionize) only to a small extent in aqueous solution.


Weak electrolytes are substances that exhibit a small degree of ionization in water. That is, they produce relatively few ions when dissolved in water, as shown in Fig. 4.4(b). The most common weak electrolytes are weak acids and weak bases.

The main acidic component of vinegar is acetic acid ( $\text{HC}_2\text{H}_3\text{O}_2$ ). The formula is written to indicate that acetic acid has two chemically distinct types of hydrogen atoms.

**Figure 4.8**

Acetic acid ( $\text{HC}_2\text{H}_3\text{O}_2$ ) exists in water mostly as undissociated molecules. Only a small percentage of the molecules are ionized.


Formulas for acids are often written with the acidic hydrogen atom or atoms (any that will produce  $\text{H}^+$  ions in solution) listed first. If any nonacidic hydrogens are present, they are written later in the formula. Thus the formula  $\text{HC}_2\text{H}_3\text{O}_2$  indicates one acidic and three nonacidic hydrogen atoms. The dissociation reaction for acetic acid in water can be written as follows:



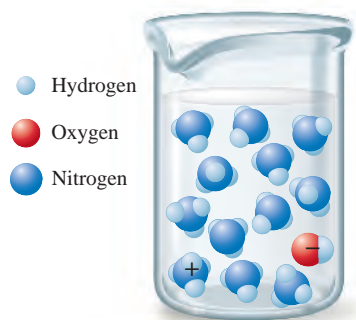
Acetic acid is very different from the strong acids because only about 1% of its molecules dissociate in aqueous solutions at typical concentrations. For example, in a solution containing 0.1 mole of  $\text{HC}_2\text{H}_3\text{O}_2$  per liter, for every 100 molecules of  $\text{HC}_2\text{H}_3\text{O}_2$  originally dissolved in water, approximately 99 molecules of  $\text{HC}_2\text{H}_3\text{O}_2$  remain intact (see Fig. 4.8). That is, only one molecule out of every 100 dissociates (to produce one  $\text{H}^+$  ion and one  $\text{C}_2\text{H}_3\text{O}_2^-$  ion). The double arrow indicates the reaction can occur in either direction.

Because acetic acid is a weak electrolyte, it is called a **weak acid**. Any acid, such as acetic acid, that *dissociates (ionizes) only to a slight extent in aqueous solutions is called a weak acid*. In Chapter 14 we will explore the subject of weak acids in detail.

The most common weak base is ammonia ( $\text{NH}_3$ ). When ammonia is dissolved in water, it reacts as follows:



The solution is *basic* because  $\text{OH}^-$  ions are produced. Ammonia is called a **weak base** because *the resulting solution is a weak electrolyte*; that is, very few ions are formed. In fact, in a solution containing 0.1 mole of  $\text{NH}_3$  per liter, for every 100 molecules of  $\text{NH}_3$  originally dissolved, only one  $\text{NH}_4^+$  ion and one  $\text{OH}^-$  ion are produced; 99 molecules of  $\text{NH}_3$  remain unreacted (see Fig. 4.9).

**Figure 4.9**

The reaction of  $\text{NH}_3$  in water.

## Nonelectrolytes

Nonelectrolytes are substances that dissolve in water but do not produce any ions, as shown in Fig. 4.4(c). An example of a nonelectrolyte is ethanol (see Fig. 4.3 for the structural formula). When ethanol dissolves, entire  $\text{C}_2\text{H}_5\text{OH}$  molecules are dispersed in the water. Since the molecules do not break up into ions, the resulting solution does not conduct an electric current. Another common nonelectrolyte is table sugar (sucrose,  $\text{C}_{12}\text{H}_{22}\text{O}_{11}$ ), which is very soluble in water but which produces no ions when it dissolves. The sucrose molecules remain intact.

## 4.3 ► The Composition of Solutions

Chemical reactions often take place when two solutions are mixed. To perform stoichiometric calculations in such cases, we must know two things: (1) the *nature of the reaction*, which depends on the exact forms the chemicals take when dissolved, and (2) the *amounts of chemicals* present in the solutions, usually expressed as concentrations.

The concentration of a solution can be described in many different ways, as we will see in Chapter 11. At this point we will consider only the most commonly used expression of concentration, **molarity** ( $M$ ), which is defined as *moles of solute per volume of solution in liters*:

$$M = \text{molarity} = \frac{\text{moles of solute}}{\text{liters of solution}}$$

A solution that is 1.0 molar (written as 1.0  $M$ ) contains 1.0 mole of solute per liter of solution.

## EXAMPLE 4.1

## Calculation of Molarity I

Calculate the molarity of a solution prepared by dissolving 11.5 g of solid NaOH in enough water to make 1.50 L of solution.

**Solution****Where are we going?**

- To find the molarity of NaOH solution

*What do we know?*

- ✓ 11.5 g NaOH
- ✓ 1.50 L solution

*What information do we need to find molarity?*

- ✓ Moles solute
- ✓  $\text{Molarity} = \frac{\text{mol solute}}{\text{L solution}}$

**How do we get there?**

*What are the moles of NaOH (40.00 g/mol)?*

$$11.5 \text{ g NaOH} \times \frac{1 \text{ mol NaOH}}{40.00 \text{ g NaOH}} = 0.288 \text{ mol NaOH}$$

*What is the molarity of the solution?*

- $\text{Molarity} = \frac{\text{mol solute}}{\text{L solution}} = \frac{0.288 \text{ mol NaOH}}{1.50 \text{ L solution}} = 0.192 \text{ M NaOH}$

**Reality Check:** The units are correct for molarity.

SEE EXERCISES 4.27 AND 4.28

## EXAMPLE 4.2

## Calculation of Molarity II

Calculate the molarity of a solution prepared by dissolving 1.56 g of gaseous HCl in enough water to make 26.8 mL of solution.

**Solution****Where are we going?**

- To find the molarity of HCl solution

*What do we know?*

- ✓ 1.56 g HCl
- ✓ 26.8 mL solution

*What information do we need to find molarity?*

- ✓ Moles solute
- ✓  $\text{Molarity} = \frac{\text{mol solute}}{\text{L solution}}$

**How do we get there?**

What are the moles of HCl (36.46 g/mol)?

$$1.56 \text{ g HCl} \times \frac{1 \text{ mol HCl}}{36.46 \text{ g HCl}} = 4.28 \times 10^{-2} \text{ mol HCl}$$

What is the volume of solution (in liters)?

$$26.8 \text{ mL} \times \frac{1 \text{ L}}{1000 \text{ mL}} = 2.68 \times 10^{-2} \text{ L}$$

What is the molarity of the solution?

$$\blacksquare \text{ Molarity} = \frac{4.28 \times 10^{-2} \text{ mol HCl}}{2.68 \times 10^{-2} \text{ L solution}} = 1.60 \text{ M HCl}$$

**Reality Check:** The units are correct for molarity.

SEE EXERCISES 4.27 AND 4.28

**EXAMPLE 4.3****Concentration of Ions I**

Give the concentration of each type of ion in the following solutions:

- 0.50 M Co(NO<sub>3</sub>)<sub>2</sub>
- 1 M Fe(ClO<sub>4</sub>)<sub>3</sub>

**Solution****Where are we going?**

- To find the molarity of each ion in the solution

What do we know?


- ✓ 0.50 M Co(NO<sub>3</sub>)<sub>2</sub>
- ✓ 1 M Fe(ClO<sub>4</sub>)<sub>3</sub>

What information do we need to find the molarity of each ion?

- ✓ Moles of each ion

**How do we get there?****For Co(NO<sub>3</sub>)<sub>2</sub>**

What is the balanced equation for dissolving the ions?

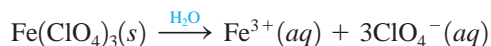


What is the molarity for each ion?

- Co<sup>2+</sup>     1 × 0.50 M = 0.50 M Co<sup>2+</sup>
- NO<sub>3</sub><sup>-</sup>     2 × 0.50 M = 1.0 M NO<sub>3</sub><sup>-</sup>

**For Fe(ClO<sub>4</sub>)<sub>3</sub>**

What is the balanced equation for dissolving the ions?



An aqueous solution of Co(NO<sub>3</sub>)<sub>2</sub>.

What is the molarity for each ion?

- $\text{Fe}^{3+}$        $1 \times 1 M = 1 M \text{Fe}^{3+}$
- $\text{ClO}_4^-$        $3 \times 1 M = 3 M \text{ClO}_4^-$

SEE EXERCISES 4.29 AND 4.30

Often chemists need to determine the number of moles of solute present in a given volume of a solution of known molarity. The procedure for doing this is easily derived from the definition of molarity. If we multiply the molarity of a solution by the volume (in liters) of a particular sample of the solution, we get the moles of solute present in that sample:

$$M = \frac{\text{moles of solute}}{\text{liters of solution}}$$

$$\text{Liters of solution} \times \text{molarity} = \cancel{\text{liters of solution}} \times \frac{\text{moles of solute}}{\cancel{\text{liters of solution}}} = \text{moles of solute}$$

This procedure is demonstrated in Examples 4.4 and 4.5.

#### EXAMPLE 4.4

#### Concentration of Ions II

Calculate the number of moles of  $\text{Cl}^-$  ions in 1.75 L of  $1.0 \times 10^{-3} M \text{ZnCl}_2$ .

#### Solution

#### Where are we going?

- To find the mol  $\text{Cl}^-$  ion in the solution

What do we know?

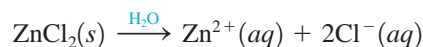
- ✓  $1.0 \times 10^{-3} M \text{ZnCl}_2$
- ✓ 1.75 L

What information do we need to find moles of  $\text{Cl}^-$ ?

- ✓ Balanced equation for dissolving  $\text{ZnCl}_2$

#### How do we get there?

What is the balanced equation for dissolving the ions?



What is the molarity of  $\text{Cl}^-$  ion in the solution?

$$2 \times (1.0 \times 10^{-3} M) = 2.0 \times 10^{-3} M \text{Cl}^-$$

How many moles of  $\text{Cl}^-$ ?

$$\begin{aligned} \text{■ } 1.75 \text{ L solution} \times 2.0 \times 10^{-3} M \text{Cl}^- &= 1.75 \cancel{\text{L solution}} \times \frac{2.0 \times 10^{-3} \text{ mol Cl}^-}{\cancel{\text{L solution}}} \\ &= 3.5 \times 10^{-3} \text{ mol Cl}^- \end{aligned}$$

SEE EXERCISE 4.31



## EXAMPLE 4.5 Concentration and Volume

Typical blood serum is about 0.14 M NaCl. What volume of blood contains 1.0 mg NaCl?

**Solution****Where are we going?**

- To find the volume of blood containing 1.0 mg NaCl

What do we know?

- ✓ 0.14 M NaCl
- ✓ 1.0 mg NaCl

What information do we need to find volume of blood containing 1.0 mg NaCl?

- ✓ Moles of NaCl (in 1.0 mg)

**How do we get there?**

What are the moles of NaCl (58.44 g/mol)?

$$1.0 \text{ mg NaCl} \times \frac{1 \text{ g NaCl}}{1000 \text{ mg NaCl}} \times \frac{1 \text{ mol NaCl}}{58.44 \text{ g NaCl}} = 1.7 \times 10^{-5} \text{ mol NaCl}$$

What volume of 0.14 M NaCl contains 1.0 mg ( $1.7 \times 10^{-5}$  mol) NaCl?

There is some volume, call it  $V$ , that when multiplied by the molarity of this solution will yield  $1.7 \times 10^{-5}$  mol NaCl. That is,

$$V \times \frac{0.14 \text{ mol NaCl}}{\text{L solution}} = 1.7 \times 10^{-5} \text{ mol NaCl}$$

We want to solve for the volume:

$$V = \frac{1.7 \times 10^{-5} \text{ mol NaCl}}{\frac{0.14 \text{ mol NaCl}}{\text{L solution}}} = 1.2 \times 10^{-4} \text{ L solution}$$

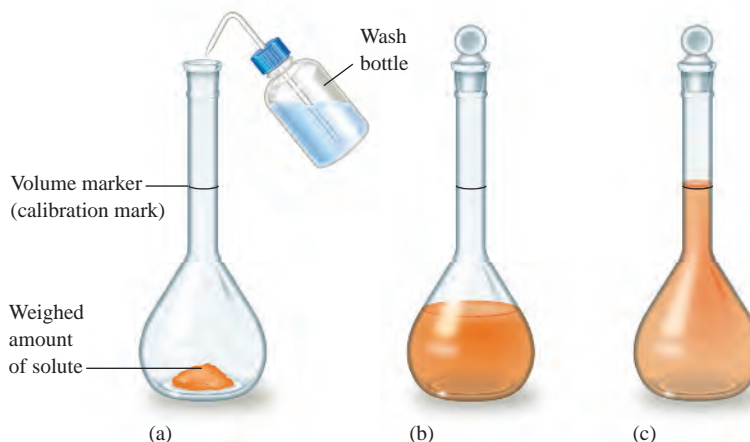
- Thus 0.12 mL of blood contains  $1.7 \times 10^{-5}$  mol NaCl or 1.0 mg NaCl.

## SEE EXERCISES 4.33 AND 4.34

A **standard solution** is a solution whose concentration is accurately known. Standard solutions, often used in chemical analysis, can be prepared as shown in Fig. 4.10 and in Example 4.6.

**Figure 4.10**

Steps involved in the preparation of a standard aqueous solution. (a) Put a weighed amount of a substance (the solute) into the volumetric flask, and add a small quantity of water. (b) Dissolve the solid in the water by gently swirling the flask (with the stopper in place). (c) Add more water (with gentle swirling) until the level of the solution just reaches the mark etched on the neck of the flask. Then mix the solution thoroughly by inverting the flask several times.



## EXAMPLE 4.6

## Solutions of Known Concentration

To analyze the alcohol content of a certain wine, a chemist needs 1.00 L of an aqueous 0.200 M  $K_2Cr_2O_7$  (potassium dichromate) solution. How much solid  $K_2Cr_2O_7$  must be weighed out to make this solution?

## Solution

## Where are we going?

- To find the mass of  $K_2Cr_2O_7$  required for the solution

*What do we know?*

- ✓ 1.00 L of 0.200 M  $K_2Cr_2O_7$  is required

*What information do we need to find the mass of  $K_2Cr_2O_7$ ?*

- ✓ Moles of  $K_2Cr_2O_7$  in the required solution

## How do we get there?

*What are the moles of  $K_2Cr_2O_7$  required?*

$$M \times V = \text{mol}$$

$$1.00 \text{ L solution} \times \frac{0.200 \text{ mol } K_2Cr_2O_7}{\text{L solution}} = 0.200 \text{ mol } K_2Cr_2O_7$$

*What mass of  $K_2Cr_2O_7$  is required for the solution?*

$$0.200 \text{ mol } K_2Cr_2O_7 \times \frac{294.20 \text{ g } K_2Cr_2O_7}{\text{mol } K_2Cr_2O_7} = 58.8 \text{ g } K_2Cr_2O_7$$

- To make 1.00 L of 0.200 M  $K_2Cr_2O_7$ , the chemist must weigh out 58.8 g  $K_2Cr_2O_7$ , transfer it to a 1.00-L volumetric flask, and add distilled water to the mark on the flask.

SEE EXERCISES 4.35a, c AND 4.36c, e

## Dilution

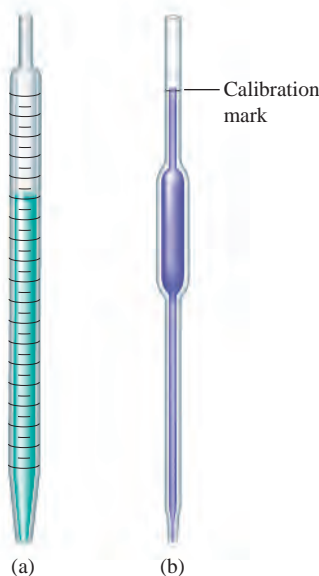
To save time and space in the laboratory, routinely used solutions are often purchased or prepared in concentrated form (called *stock solutions*). Water is then added to achieve the molarity desired for a particular solution. This process is called **dilution**. For example, the common acids are purchased as concentrated solutions and diluted as needed. A typical dilution calculation involves determining how much water must be added to an amount of stock solution to achieve a solution of the desired concentration. The key to doing these calculations is to remember that

$$\text{Moles of solute after dilution} = \text{moles of solute before dilution}$$

because only water (no solute) is added to accomplish the dilution.

For example, suppose we need to prepare 500. mL of 1.00 M acetic acid ( $HC_2H_3O_2$ ) from a 17.4 M stock solution of acetic acid. What volume of the stock solution is required? The first step is to determine the number of moles of acetic acid in the final solution by multiplying the volume by the molarity (remembering that the volume must be changed to liters):

Dilution with water does not alter the numbers of moles of solute present.



**Figure 4.11**

(a) A measuring pipet is graduated and can be used to measure various volumes of liquid accurately. (b) A volumetric (transfer) pipet is designed to measure one volume accurately. When filled to the mark, it delivers the volume indicated on the pipet.

$$500. \text{ mL solution} \times \frac{1 \text{ L solution}}{1000 \text{ mL solution}} \times \frac{1.00 \text{ mol HC}_2\text{H}_3\text{O}_2}{\text{L solution}} = 0.500 \text{ mol HC}_2\text{H}_3\text{O}_2$$

Thus we need to use a volume of 17.4 *M* acetic acid that contains 0.500 mol HC<sub>2</sub>H<sub>3</sub>O<sub>2</sub>. That is,

$$V \times \frac{17.4 \text{ mol HC}_2\text{H}_3\text{O}_2}{\text{L solution}} = 0.500 \text{ mol HC}_2\text{H}_3\text{O}_2$$

Solving for *V* gives

$$V = \frac{0.500 \text{ mol HC}_2\text{H}_3\text{O}_2}{17.4 \text{ mol HC}_2\text{H}_3\text{O}_2 / \text{L solution}} = 0.0287 \text{ L or } 28.7 \text{ mL solution}$$

Thus, to make 500 mL of a 1.00 *M* acetic acid solution, we can take 28.7 mL of 17.4 *M* acetic acid and dilute it to a total volume of 500 mL with distilled water.

A dilution procedure typically involves two types of glassware: a pipet and a volumetric flask. A *pipet* is a device for accurately measuring and transferring a given volume of solution. There are two common types of pipets: *volumetric* (or *transfer*) *pipets* and *measuring pipets*, as shown in Fig. 4.11. Volumetric pipets come in specific sizes, such as 5 mL, 10 mL, 25 mL, and so on. Measuring pipets are used to measure volumes for which a volumetric pipet is not available. For example, we would use a measuring pipet as shown in Fig. 4.12 on page 144 to deliver 28.7 mL of 17.4 *M* acetic acid into a 500-mL volumetric flask and then add water to the mark to perform the dilution described above.

### EXAMPLE 4.7 Concentration and Volume

What volume of 16 *M* sulfuric acid must be used to prepare 1.5 L of a 0.10 *M* H<sub>2</sub>SO<sub>4</sub> solution?

#### Solution

##### Where are we going?

- To find the volume of H<sub>2</sub>SO<sub>4</sub> required to prepare the solution

What do we know?

- ✓ 1.5 L of 0.10 *M* H<sub>2</sub>SO<sub>4</sub> is required
- ✓ We have 16 *M* H<sub>2</sub>SO<sub>4</sub>

What information do we need to find the volume of H<sub>2</sub>SO<sub>4</sub>?

- ✓ Moles of H<sub>2</sub>SO<sub>4</sub> in the required solution

##### How do we get there?

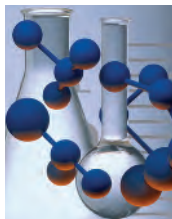
What are the moles of H<sub>2</sub>SO<sub>4</sub> required?

$$M \times V = \text{mol}$$

$$1.5 \text{ L solution} \times \frac{0.10 \text{ mol H}_2\text{SO}_4}{\text{L solution}} = 0.15 \text{ mol H}_2\text{SO}_4$$

What volume of 16 *M* H<sub>2</sub>SO<sub>4</sub> contains 0.15 mol H<sub>2</sub>SO<sub>4</sub>?

$$V \times \frac{16 \text{ mol H}_2\text{SO}_4}{\text{L solution}} = 0.15 \text{ mol H}_2\text{SO}_4$$



## chemical connections


### Tiny Laboratories

One of the major impacts of modern technology is to make things smaller. The best example is the computer. Calculations that 30 years ago required a machine the size of a large room now can be carried out on a hand-held calculator. This tendency toward miniaturization is also having a major impact on the science of chemical analysis. Using the techniques of computer chip makers, researchers are now constructing minuscule laboratories on the surface of a tiny chip made of silicon, glass, or plastic (see photo). Instead of electrons,  $10^{-6}$  to  $10^{-9}$  L of liquids moves between reaction chambers on the chip through tiny capillaries. The chips typically contain no moving parts. Instead of conventional pumps, the chip-based laboratories use voltage differences to move liquids that contain ions from one reaction chamber to another.

Microchip laboratories have many advantages. They require only tiny amounts of sample. This is especially advantageous for expensive, difficult-to-prepare materials or in cases such as criminal investigations, where only small amounts of evidence may exist. The chip laboratories also minimize contamination because they represent a “closed system” once the material has been introduced to the chip. In addition, the chips can be made to be disposable to prevent cross-contamination of different samples.

The chip laboratories present some difficulties not found in macroscopic laboratories. The main problem concerns the large surface area of the capillaries and reaction chambers relative to the sample volume. Molecules or biological cells in the sample solution encounter so much “wall” that they may undergo unwanted reactions with the wall materials. Glass seems to present the least of these problems, and the walls of silicon chip laboratories can be protected by formation of relatively inert silicon dioxide. Because plastic is inexpensive, it seems a good choice for disposable chips, but plastic also is the most reactive with the samples and the least durable of the available materials.

Caliper Technologies Corporation, of Palo Alto, California, is working toward creating a miniature chemistry laboratory about the size of a toaster that can be used with “plug-in” chip-based laboratories. Various chips would be furnished with the unit that would be appropriate for different types of analyses. The entire unit would be connected to a computer to collect and analyze the data. There is even the possibility that these “laboratories” could be used in the home to perform analyses such as blood sugar and blood cholesterol and to check for the presence of bacteria such as *E. coli* and many others. This would revolutionize the health care industry.



Plastic chips such as this one made by Caliper Technologies are being used to perform laboratory procedures traditionally done with test tubes.

Adapted from “The Incredible Shrinking Laboratory,” by Corinna Wu, as appeared in *Science News*, Vol. 154, August 15, 1998, p. 104.

Solving for  $V$  gives

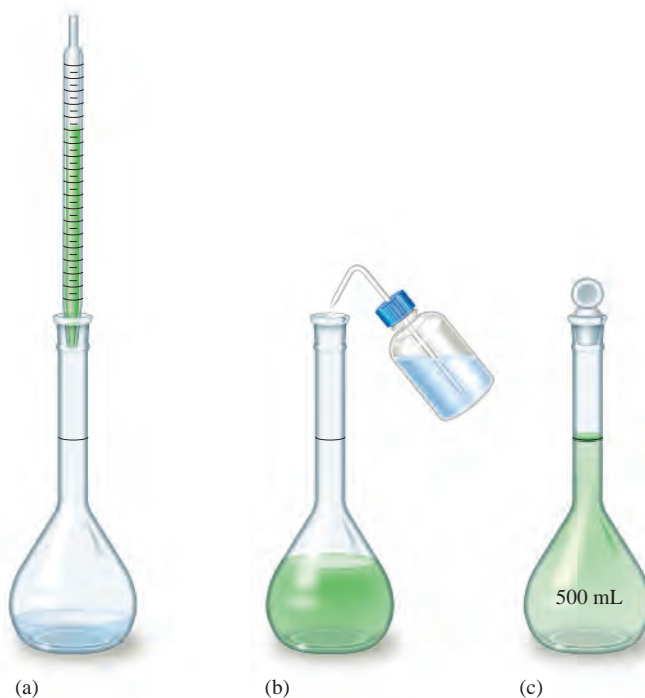
$$V = \frac{0.15 \text{ mol H}_2\text{SO}_4}{16 \text{ mol H}_2\text{SO}_4} = 9.4 \times 10^{-3} \text{ L or } 9.4 \text{ mL solution}$$

1 L solution

In diluting an acid, “Do what you oughta, always add acid to water.”

- To make 1.5 L of 0.10 M  $\text{H}_2\text{SO}_4$  using 16 M  $\text{H}_2\text{SO}_4$ , we must take 9.4 mL of the concentrated acid and dilute it with water to 1.5 L. The correct way to do this is to add the 9.4 mL of acid to about 1 L of distilled water and then dilute to 1.5 L by adding more water.

SEE EXERCISES 4.35b, d, AND 4.36a, b, d

**Figure 4.12**

(a) A measuring pipet is used to transfer 28.7 mL of 17.4 M acetic acid solution to a volumetric flask. (b) Water is added to the flask to the calibration mark. (c) The resulting solution is 1.00 M acetic acid.

As noted earlier, the central idea in performing the calculations associated with dilutions is to recognize that the moles of solute are not changed by the dilution. Another way to express this condition is by the following equation:

$$M_1V_1 = M_2V_2$$

where  $M_1$  and  $V_1$  represent the molarity and volume of the original solution (before dilution) and  $M_2$  and  $V_2$  represent the molarity and volume of the diluted solution. This equation makes sense because

$$\begin{aligned} M_1 \times V_1 &= \text{mol solute before dilution} \\ &= \text{mol solute after dilution} = M_2 \times V_2 \end{aligned}$$

Repeat Example 4.7 using the equation  $M_1V_1 = M_2V_2$ . Note that in doing so,

$$M_1 = 16 M \quad M_2 = 0.10 M \quad V_2 = 1.5 L$$

and  $V_1$  is the unknown quantity sought. The equation  $M_1V_1 = M_2V_2$  always holds for a dilution. This equation will be easy for you to remember if you understand where it comes from.

## 4.4 ► Types of Chemical Reactions

Although we have considered many reactions so far in this text, we have examined only a tiny fraction of the millions of possible chemical reactions. To make sense of all these reactions, we need some system for grouping reactions into classes. Although there are many different ways to do this, we will use the system most commonly used by practicing chemists:

### Types of Solution Reactions

- Precipitation reactions
- Acid–base reactions
- Oxidation–reduction reactions

Virtually all reactions can be put into one of these classes. We will define and illustrate each type in the following sections.

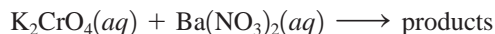
## 4.5 ► Precipitation Reactions

When two solutions are mixed, an insoluble substance sometimes forms; that is, a solid forms and separates from the solution. Such a reaction is called a **precipitation reaction**, and the solid that forms is called a **precipitate**. For example, a precipitation reaction occurs when an aqueous solution of potassium chromate,  $\text{K}_2\text{CrO}_4(\text{aq})$ , which is yellow, is added to a colorless aqueous solution containing barium nitrate,  $\text{Ba}(\text{NO}_3)_2(\text{aq})$ . As shown in Fig. 4.13, when these solutions are mixed, a yellow solid forms. What is the equation that describes this chemical change? To write the equation, we must know the identities of the reactants and products. The reactants have already been described:  $\text{K}_2\text{CrO}_4(\text{aq})$  and  $\text{Ba}(\text{NO}_3)_2(\text{aq})$ . Is there some way we can predict the identities of the products? In particular, what is the yellow solid?

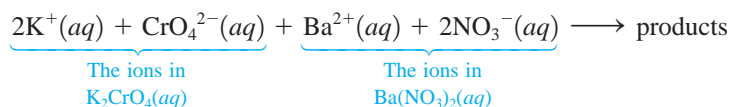
The best way to predict the identity of this solid is to think carefully about what products are possible. To do this, we need to know what species are present in the solution after the two reactant solutions are mixed. First, let's think about the nature of each reactant solution. The designation  $\text{Ba}(\text{NO}_3)_2(\text{aq})$  means that barium nitrate (a white solid) has been dissolved in water. Notice that barium nitrate contains the  $\text{Ba}^{2+}$  and  $\text{NO}_3^-$  ions. *Remember: In virtually every case, when a solid containing ions dissolves in water, the ions separate and move around independently.* That is,  $\text{Ba}(\text{NO}_3)_2(\text{aq})$  does not contain  $\text{Ba}(\text{NO}_3)_2$  units; it contains separated  $\text{Ba}^{2+}$  and  $\text{NO}_3^-$  ions. See Fig. 4.14(a).

Similarly, since solid potassium chromate contains the  $\text{K}^+$  and  $\text{CrO}_4^{2-}$  ions, an aqueous solution of potassium chromate (which is prepared by dissolving solid  $\text{K}_2\text{CrO}_4$  in water) contains these separated ions, as shown in Fig. 4.14(b).

We can represent the mixing of  $\text{K}_2\text{CrO}_4(\text{aq})$  and  $\text{Ba}(\text{NO}_3)_2(\text{aq})$  in two ways. First, we can write

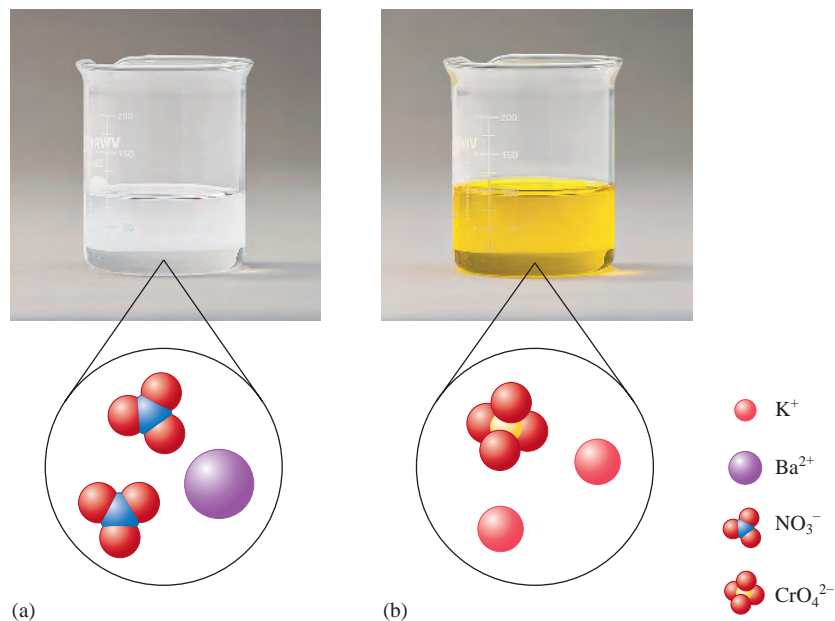


However, a much more accurate representation is



**Figure 4.13**

When yellow aqueous potassium chromate is added to a colorless barium nitrate solution, yellow barium chromate precipitates.



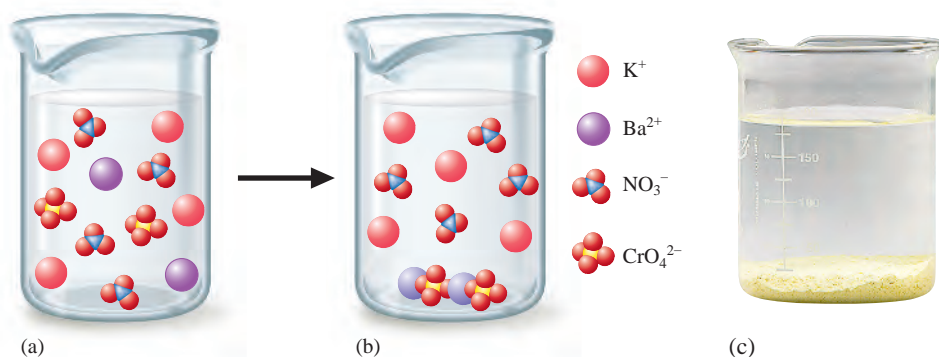
**Figure 4.14**

Reactant solutions: (a)  $\text{Ba}(\text{NO}_3)_2(\text{aq})$  and (b)  $\text{K}_2\text{CrO}_4(\text{aq})$ .

A precipitation reaction also can be called a double displacement reaction.

The quantitative aspects of precipitation reactions are covered in Chapter 15.

When ionic compounds dissolve in water, the resulting solution contains the separated ions.

**Figure 4.15**

The reaction of  $\text{K}_2\text{CrO}_4(aq)$  and  $\text{Ba}(\text{NO}_3)_2(aq)$ . (a) The molecular-level “picture” of the mixed solution before any reaction has occurred. (b) The molecular-level “picture” of the solution after the reaction has occurred to form  $\text{BaCrO}_4(s)$ . Note:  $\text{BaCrO}_4(s)$  is not molecular. It actually contains  $\text{Ba}^{2+}$  and  $\text{CrO}_4^{2-}$  ions packed together in a lattice. (c) A photo of the solution after the reaction has occurred, showing the solid  $\text{BaCrO}_4$  on the bottom.

Thus the mixed solution contains the ions:



as illustrated in Fig. 4.15(a).

How can some or all of these ions combine to form a yellow solid? This is not an easy question to answer. In fact, predicting the products of a chemical reaction is one of the hardest things a beginning chemistry student is asked to do. Even an experienced chemist, when confronted with a new reaction, is often not sure what will happen. The chemist tries to think of the various possibilities, considers the likelihood of each possibility, and then makes a prediction (an educated guess). Only after identifying each product *experimentally* is the chemist sure what reaction has taken place. However, an educated guess is very useful because it provides a place to start. It tells us what kinds of products we are most likely to find. We already know some things that will help us predict the products of the above reaction.

1. When ions form a solid compound, the compound must have a zero net charge. Thus the products of this reaction must contain *both anions and cations*. For example,  $\text{K}^+$  and  $\text{Ba}^{2+}$  could not combine to form the solid, nor could  $\text{CrO}_4^{2-}$  and  $\text{NO}_3^-$ .
2. Most ionic materials contain only two types of ions: one type of cation and one type of anion (for example,  $\text{NaCl}$ ,  $\text{KOH}$ ,  $\text{Na}_2\text{SO}_4$ ,  $\text{K}_2\text{CrO}_4$ ,  $\text{Co}(\text{NO}_3)_2$ ,  $\text{NH}_4\text{Cl}$ ,  $\text{Na}_2\text{CO}_3$ ).

The possible combinations of a given cation and a given anion from the list of ions  $\text{K}^+$ ,  $\text{CrO}_4^{2-}$ ,  $\text{Ba}^{2+}$ , and  $\text{NO}_3^-$  are

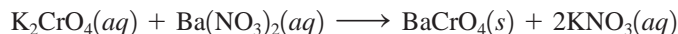


Which of these possibilities is most likely to represent the yellow solid? We know it's not  $\text{K}_2\text{CrO}_4$  or  $\text{Ba}(\text{NO}_3)_2$ . They are the reactants. They were present (dissolved) in the separate solutions that were mixed. The only real possibilities for the solid that formed are



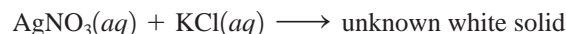
To decide which of these most likely represents the yellow solid, we need more facts. An experienced chemist knows that the  $\text{K}^+$  ion and the  $\text{NO}_3^-$  ion are both colorless. Thus, if the solid is  $\text{KNO}_3$ , it should be white, not yellow. On the other hand, the  $\text{CrO}_4^{2-}$  ion is yellow (note in Fig. 4.14 that  $\text{K}_2\text{CrO}_4(aq)$  is yellow). Thus the yellow solid is almost certainly  $\text{BaCrO}_4$ . Further tests show that this is the case.

So far we have determined that one product of the reaction between  $\text{K}_2\text{CrO}_4(aq)$  and  $\text{Ba}(\text{NO}_3)_2(aq)$  is  $\text{BaCrO}_4(s)$ , but what happened to the  $\text{K}^+$  and  $\text{NO}_3^-$  ions? The answer is that these ions are left dissolved in the solution;  $\text{KNO}_3$  does not form a solid when the  $\text{K}^+$  and  $\text{NO}_3^-$  ions are present in this much water. In other words, if we took solid  $\text{KNO}_3$  and put it in the same quantity of water as is present in the mixed solution, it would dissolve. Thus, when we mix  $\text{K}_2\text{CrO}_4(aq)$  and  $\text{Ba}(\text{NO}_3)_2(aq)$ ,  $\text{BaCrO}_4(s)$  forms, but  $\text{KNO}_3$  is left behind in solution (we write it as  $\text{KNO}_3(aq)$ ). Thus the overall equation for this precipitation reaction using the formulas of the reactants and products is

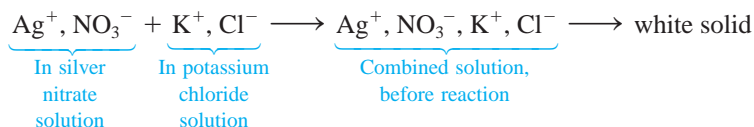


As long as water is present, the  $\text{KNO}_3$  remains dissolved as separated ions. (See Fig. 4.15 to help visualize what is happening in this reaction. Note the solid  $\text{BaCrO}_4$  on the bottom of the container, while the  $\text{K}^+$  and  $\text{NO}_3^-$  ions remain dispersed in the solution.) If we removed the solid  $\text{BaCrO}_4$  and then evaporated the water, white solid  $\text{KNO}_3$  would be obtained; the  $\text{K}^+$  and  $\text{NO}_3^-$  ions would assemble themselves into solid  $\text{KNO}_3$  when the water is removed.

Now let's consider another example. When an aqueous solution of silver nitrate is added to an aqueous solution of potassium chloride, a white precipitate forms, as shown in Fig. 4.16. We can represent what we know so far as



Remembering that when ionic substances dissolve in water, the ions separate, we can write



Since we know the white solid must contain both positive and negative ions, the possible compounds that can be assembled from this collection of ions are



Since  $\text{AgNO}_3$  and  $\text{KCl}$  are the substances dissolved in the two reactant solutions, we know that they do not represent the white solid product. Therefore, the only real possibilities are



From the first example considered, we know that  $\text{KNO}_3$  is quite soluble in water. Thus solid  $\text{KNO}_3$  will not form when the reactant solids are mixed. The product must be  $\text{AgCl}(s)$  (which can be proved by experiment to be true). The overall equation for the reaction now can be written



Figure 4.17 shows the result of mixing aqueous solutions of  $\text{AgNO}_3$  and  $\text{KCl}$ , including a microscopic visualization of the reaction.

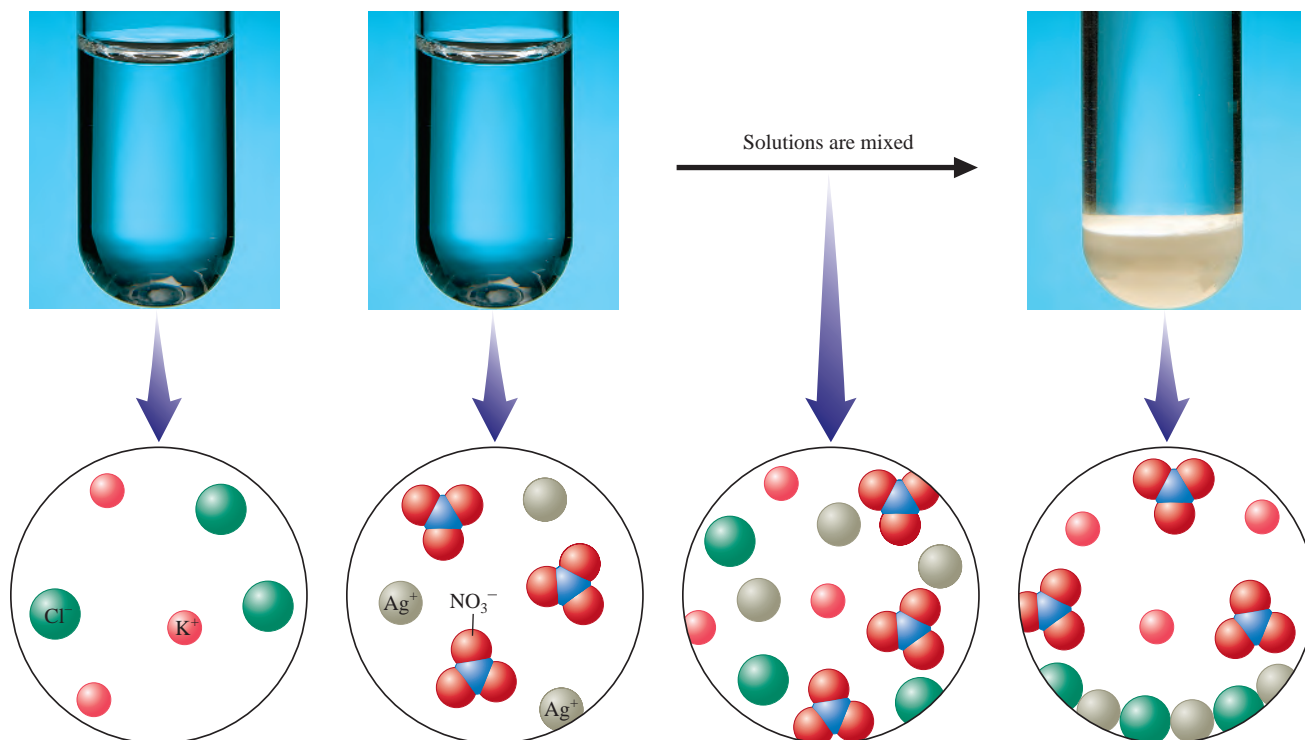
Notice that in these two examples we had to apply both concepts (solids must have a zero net charge) and facts ( $\text{KNO}_3$  is very soluble in water,  $\text{CrO}_4^{2-}$  is yellow, and so on). **Doing chemistry requires both understanding ideas and remembering key information.** Predicting the identity of the solid product in a precipitation reaction requires knowledge of the solubilities of common ionic substances. As an aid in predicting the products of precipitation reactions, some simple solubility rules are given in Table 4.1. You should memorize these rules.

The phrase *slightly soluble* used in the solubility rules in Table 4.1 means that the tiny amount of solid that dissolves is not noticeable. The solid appears to be insoluble to the naked eye. Thus the terms *insoluble* and *slightly soluble* are often used interchangeably.



**Figure 4.16**  
Precipitation of silver chloride by mixing solutions of silver nitrate and potassium chloride. The  $\text{K}^+$  and  $\text{NO}_3^-$  ions remain in solution.



**Figure 4.17**

Photos and accompanying molecular-level representations illustrating the reaction of  $\text{KCl}(aq)$  with  $\text{AgNO}_3(aq)$  to form  $\text{AgCl}(s)$ . Note that it is not possible to have a photo of the mixed solution before the reaction occurs, because it is an imaginary step that we use to help visualize the reaction. Actually, the reaction occurs immediately when the two solutions are mixed.

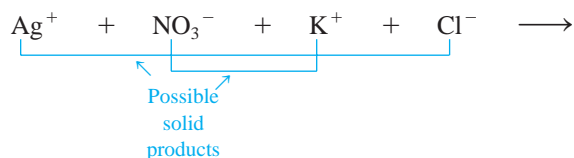
Note that the information in Table 4.1 allows us to predict that  $\text{AgCl}$  is the white solid formed when solutions of  $\text{AgNO}_3$  and  $\text{KCl}$  are mixed. Rules 1 and 2 indicate that  $\text{KNO}_3$  is soluble, and Rule 3 states that  $\text{AgCl}$  is insoluble.

When solutions containing ionic substances are mixed, it will be helpful in determining the products if you think in terms of *ion interchange*. For example, in the preceding discussion we considered the results of mixing  $\text{AgNO}_3(aq)$  and  $\text{KCl}(aq)$ . In determining

**Table 4.1** ▶ Simple Rules for the Solubility of Salts in Water

1. Most nitrate ( $\text{NO}_3^-$ ) salts are soluble.
2. Most salts containing the alkali metal ions ( $\text{Li}^+$ ,  $\text{Na}^+$ ,  $\text{K}^+$ ,  $\text{Cs}^+$ ,  $\text{Rb}^+$ ) and the ammonium ion ( $\text{NH}_4^+$ ) are soluble.
3. Most chloride, bromide, and iodide salts are soluble. Notable exceptions are salts containing the ions  $\text{Ag}^+$ ,  $\text{Pb}^{2+}$ , and  $\text{Hg}_2^{2+}$ .
4. Most sulfate salts are soluble. Notable exceptions are  $\text{BaSO}_4$ ,  $\text{PbSO}_4$ ,  $\text{Hg}_2\text{SO}_4$ , and  $\text{CaSO}_4$ .
5. Most hydroxides are only slightly soluble. The important soluble hydroxides are  $\text{NaOH}$  and  $\text{KOH}$ . The compounds  $\text{Ba}(\text{OH})_2$ ,  $\text{Sr}(\text{OH})_2$ , and  $\text{Ca}(\text{OH})_2$  are marginally soluble.
6. Most sulfide ( $\text{S}^{2-}$ ), carbonate ( $\text{CO}_3^{2-}$ ), chromate ( $\text{CrO}_4^{2-}$ ), and phosphate ( $\text{PO}_4^{3-}$ ) salts are only slightly soluble, except for those containing the cations in Rule 2.

the products, we took the cation from one reactant and combined it with the anion of the other reactant:



To begin, focus on the ions in solution before any reaction occurs.

The solubility rules in Table 4.1 allow us to predict whether either product forms as a solid.

The key to dealing with the chemistry of an aqueous solution is first to *focus on the actual components of the solution before any reaction occurs* and then to figure out how these components will react with each other. Example 4.8 illustrates this process for three different reactions.

### EXAMPLE 4.8

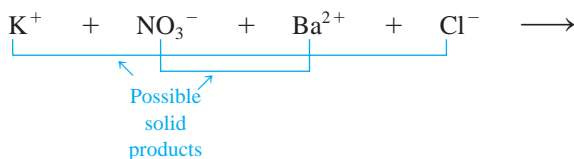
### Predicting Reaction Products

Using the solubility rules in Table 4.1, predict what will happen when the following pairs of solutions are mixed.

- $\text{KNO}_3(aq)$  and  $\text{BaCl}_2(aq)$
- $\text{Na}_2\text{SO}_4(aq)$  and  $\text{Pb}(\text{NO}_3)_2(aq)$
- $\text{KOH}(aq)$  and  $\text{Fe}(\text{NO}_3)_3(aq)$

#### Solution

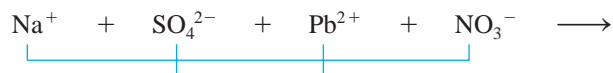
- The formula  $\text{KNO}_3(aq)$  represents an aqueous solution obtained by dissolving solid  $\text{KNO}_3$  in water to form a solution containing the hydrated ions  $\text{K}^+(aq)$  and  $\text{NO}_3^-(aq)$ . Likewise,  $\text{BaCl}_2(aq)$  represents a solution formed by dissolving solid  $\text{BaCl}_2$  in water to produce  $\text{Ba}^{2+}(aq)$  and  $\text{Cl}^-(aq)$ . When these two solutions are mixed, the resulting solution contains the ions  $\text{K}^+$ ,  $\text{NO}_3^-$ ,  $\text{Ba}^{2+}$ , and  $\text{Cl}^-$ . All ions are hydrated, but the  $(aq)$  is omitted for simplicity. To look for possible solid products, combine the cation from one reactant with the anion from the other:



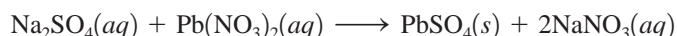
Solid  $\text{Fe}(\text{OH})_3$  forms when aqueous  $\text{KOH}$  and  $\text{Fe}(\text{NO}_3)_3$  are mixed.

Note from Table 4.1 that the rules predict that both  $\text{KCl}$  and  $\text{Ba}(\text{NO}_3)_2$  are soluble in water. Thus no precipitate forms when  $\text{KNO}_3(aq)$  and  $\text{BaCl}_2(aq)$  are mixed. All the ions remain dissolved in solution. No chemical reaction occurs.

- Using the same procedures as in part a, we find that the ions present in the combined solution before any reaction occurs are  $\text{Na}^+$ ,  $\text{SO}_4^{2-}$ ,  $\text{Pb}^{2+}$ , and  $\text{NO}_3^-$ . The possible salts that could form precipitates are



The compound  $\text{NaNO}_3$  is soluble, but  $\text{PbSO}_4$  is insoluble (see Rule 4 in Table 4.1). When these solutions are mixed,  $\text{PbSO}_4$  will precipitate from the solution. The balanced equation is



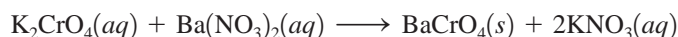
- c. The combined solution (before any reaction occurs) contains the ions  $\text{K}^+$ ,  $\text{OH}^-$ ,  $\text{Fe}^{3+}$ , and  $\text{NO}_3^-$ . The salts that might precipitate are  $\text{KNO}_3$  and  $\text{Fe}(\text{OH})_3$ . The solubility rules in Table 4.1 indicate that both  $\text{K}^+$  and  $\text{NO}_3^-$  salts are soluble. However,  $\text{Fe}(\text{OH})_3$  is only slightly soluble (Rule 5) and hence will precipitate. The balanced equation is



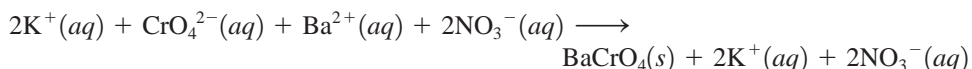
SEE EXERCISES 4.45 AND 4.46

## 4.6 ▶ Describing Reactions in Solution

In this section we will consider the types of equations used to represent reactions in solution. For example, when we mix aqueous potassium chromate with aqueous barium nitrate, a reaction occurs to form a precipitate ( $\text{BaCrO}_4$ ) and dissolved potassium nitrate. So far we have written the overall or **formula equation** for this reaction:

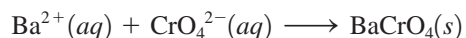


Although the formula equation shows the reactants and products of the reaction, it does not give a correct picture of what actually occurs in solution. As we have seen, aqueous solutions of potassium chromate, barium nitrate, and potassium nitrate contain individual ions, not collections of ions, as implied by the formula equation. Thus the **complete ionic equation**



better represents the actual forms of the reactants and products in solution. *In a complete ionic equation, all substances that are strong electrolytes are represented as ions.*

The complete ionic equation reveals that only some of the ions participate in the reaction. The  $\text{K}^+$  and  $\text{NO}_3^-$  ions are present in solution both before and after the reaction. The ions that do not participate directly in the reaction are called **spectator ions**. The ions that participate in this reaction are the  $\text{Ba}^{2+}$  and  $\text{CrO}_4^{2-}$  ions, which combine to form solid  $\text{BaCrO}_4$ :



This equation, called the **net ionic equation**, includes only those solution components directly involved in the reaction. Chemists usually write the net ionic equation for a reaction in solution because it gives the actual forms of the reactants and products and includes only the species that undergo a change.

A strong electrolyte is a substance that completely breaks apart into ions when dissolved in water.

Net ionic equations include only those components that undergo changes in the reaction.

### Three Types of Equations Are Used to Describe Reactions in Solution

- The **formula equation** gives the overall reaction stoichiometry but not necessarily the actual forms of the reactants and products in solution.
- The **complete ionic equation** represents as ions all reactants and products that are strong electrolytes.
- The **net ionic equation** includes only those solution components undergoing a change. Spectator ions are not included.

## EXAMPLE 4.9

## Writing Equations for Reactions

For each of the following reactions, write the formula equation, the complete ionic equation, and the net ionic equation.

- Aqueous potassium chloride is added to aqueous silver nitrate to form a silver chloride precipitate plus aqueous potassium nitrate.
- Aqueous potassium hydroxide is mixed with aqueous iron(III) nitrate to form a precipitate of iron(III) hydroxide and aqueous potassium nitrate.

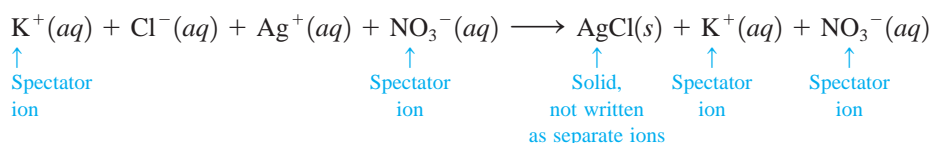
## Solution

## a. Formula Equation

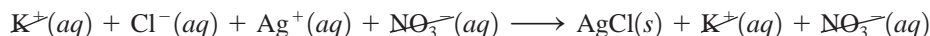


## Complete Ionic Equation

(Remember: Any ionic compound dissolved in water will be present as the separated ions.)

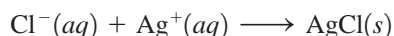


Canceling the spectator ions

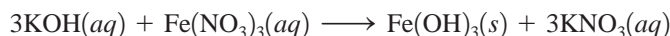


gives the following net ionic equation.

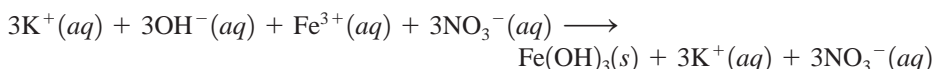
## Net Ionic Equation



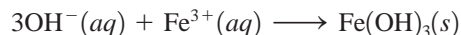
## b. Formula Equation



## Complete Ionic Equation



## Net Ionic Equation



SEE EXERCISES 4.47 THROUGH 4.52

## 4.7 ► Stoichiometry of Precipitation Reactions

In Chapter 3 we covered the principles of chemical stoichiometry: the procedures for calculating quantities of reactants and products involved in a chemical reaction. Recall that in performing these calculations we first convert all quantities to moles and then use the coefficients of the balanced equation to assemble the appropriate mole ratios. In cases where reactants are mixed we must determine which reactant is limiting, since the reactant that is consumed first will limit the amounts of products formed. *These same principles apply to reactions that take place in solutions.* However, two points about solution

reactions need special emphasis. The first is that it is sometimes difficult to tell immediately what reaction will occur when two solutions are mixed. Usually we must do some thinking about the various possibilities and then decide what probably will happen. The first step in this process *always* should be to write down the species that are actually present in the solution, as we did in Section 4.5. The second special point about solution reactions is that to obtain the moles of reactants we must use the volume of the solution and its molarity. This procedure was covered in Section 4.3.

We will introduce stoichiometric calculations for reactions in solution in Example 4.10.

## EXAMPLE 4.10

## Determining the Mass of Product Formed I

Calculate the mass of solid NaCl that must be added to 1.50 L of a 0.100 M AgNO<sub>3</sub> solution to precipitate all the Ag<sup>+</sup> ions in the form of AgCl.

## Solution

## Where are we going?

- To find the mass of solid NaCl required to precipitate the Ag<sup>+</sup>

What do we know?

- ✓ 1.50 L of 0.100 M AgNO<sub>3</sub>

What information do we need to find the mass of NaCl?

- ✓ Moles of Ag<sup>+</sup> in the solution

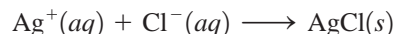
## How do we get there?

What are the ions present in the combined solution?



What is the balanced net ionic equation for the reaction?

Note from Table 4.1 that NaNO<sub>3</sub> is soluble and that AgCl is insoluble. Therefore, solid AgCl forms according to the following net ionic equation:



What are the moles of Ag<sup>+</sup> ions present in the solution?

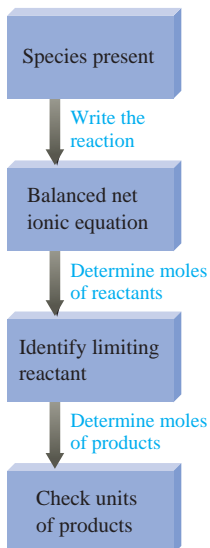
$$1.50 \cancel{\text{L}} \times \frac{0.100 \text{ mol Ag}^+}{\cancel{\text{L}}} = 0.150 \text{ mol Ag}^+$$

How many moles of Cl<sup>-</sup> are required to react with all the Ag<sup>+</sup>?

Because Ag<sup>+</sup> and Cl<sup>-</sup> react in a 1:1 ratio, 0.150 mol Cl<sup>-</sup> and thus 0.150 mol NaCl are required.

What mass of NaCl is required?

$$\blacksquare 0.150 \text{ mol NaCl} \times \frac{58.44 \text{ g NaCl}}{\text{mol NaCl}} = 8.77 \text{ g NaCl}$$



## SEE EXERCISE 4.55

Notice from Example 4.10 that the procedures for doing stoichiometric calculations for solution reactions are very similar to those for other types of reactions. It is useful to think in terms of the following steps for reactions in solution.

## PROBLEM-SOLVING STRATEGY

## Solving Stoichiometry Problems for Reactions in Solution

- 1 ▶ Identify the species present in the combined solution, and determine what reaction occurs.
- 2 ▶ Write the balanced net ionic equation for the reaction.
- 3 ▶ Calculate the moles of reactants.
- 4 ▶ Determine which reactant is limiting.
- 5 ▶ Calculate the moles of product or products, as required.
- 6 ▶ Convert to grams or other units, as required.

## EXAMPLE 4.11

## Determining the Mass of Product Formed II

When aqueous solutions of  $\text{Na}_2\text{SO}_4$  and  $\text{Pb}(\text{NO}_3)_2$  are mixed,  $\text{PbSO}_4$  precipitates. Calculate the mass of  $\text{PbSO}_4$  formed when 1.25 L of 0.0500 M  $\text{Pb}(\text{NO}_3)_2$  and 2.00 L of 0.0250 M  $\text{Na}_2\text{SO}_4$  are mixed.

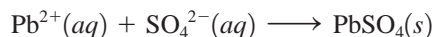
## Solution

## Where are we going?

- To find the mass of solid  $\text{PbSO}_4$  formed

What do we know?

- ✓ 1.25 L of 0.0500 M  $\text{Pb}(\text{NO}_3)_2$
- ✓ 2.00 L of 0.0250 M  $\text{Na}_2\text{SO}_4$
- ✓ Chemical reaction



What information do we need?

- ✓ The limiting reactant

## How do we get there?

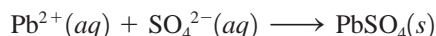
- 1 ▶ What are the ions present in the combined solution?



What is the reaction?

Since  $\text{NaNO}_3$  is soluble and  $\text{PbSO}_4$  is insoluble, solid  $\text{PbSO}_4$  will form.

- 2 ▶ What is the balanced net ionic equation for the reaction?



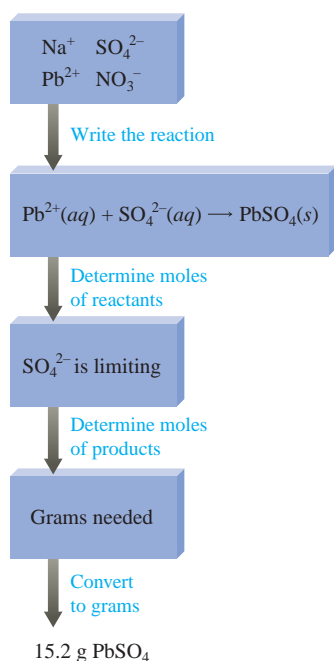
- 3 ▶ What are the moles of reactants present in the solution?

$$1.25 \text{ L} \times \frac{0.0500 \text{ mol Pb}^{2+}}{\text{L}} = 0.0625 \text{ mol Pb}^{2+}$$

$$2.00 \text{ L} \times \frac{0.0250 \text{ mol SO}_4^{2-}}{\text{L}} = 0.0500 \text{ mol SO}_4^{2-}$$

- 4 ▶ Which reactant is limiting?

Because  $\text{Pb}^{2+}$  and  $\text{SO}_4^{2-}$  react in a 1:1 ratio, the amount of  $\text{SO}_4^{2-}$  will be limiting (0.0500 mol  $\text{SO}_4^{2-}$  is less than 0.0625 mol  $\text{Pb}^{2+}$ ).



- 5 ▶ What number of moles of  $\text{PbSO}_4$  will be formed?  
 Since  $\text{SO}_4^{2-}$  is limiting, only 0.0500 mol solid  $\text{PbSO}_4$  will be formed.
- 6 ▶ What mass of  $\text{PbSO}_4$  will be formed?

$$\blacksquare 0.0500 \text{ mol PbSO}_4 \times \frac{303.3 \text{ g PbSO}_4}{1 \text{ mol PbSO}_4} = 15.2 \text{ g PbSO}_4$$

SEE EXERCISES 4.57 AND 4.58

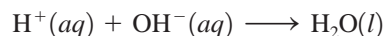
## 4.8 ▶ Acid–Base Reactions

Earlier in this chapter we considered Arrhenius's concept of acids and bases: An acid is a substance that produces  $\text{H}^+$  ions when dissolved in water, and a base is a substance that produces  $\text{OH}^-$  ions. Although these ideas are fundamentally correct, it is convenient to have a more general definition of a base, which includes substances that do not contain  $\text{OH}^-$  ions. Such a definition was provided by Johannes N. Brønsted (1879–1947) and Thomas M. Lowry (1874–1936), who defined acids and bases as follows:

An **acid** is a proton donor.

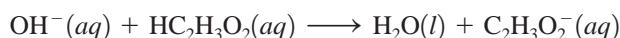
A **base** is a proton acceptor.

How do we know when to expect an acid–base reaction? One of the most difficult tasks for someone inexperienced in chemistry is to predict what reaction might occur when two solutions are mixed. With precipitation reactions, we found that the best way to deal with this problem is to focus on the species actually present in the mixed solution. This idea also applies to acid–base reactions. For example, when an aqueous solution of hydrogen chloride ( $\text{HCl}$ ) is mixed with an aqueous solution of sodium hydroxide ( $\text{NaOH}$ ), the combined solution contains the ions  $\text{H}^+$ ,  $\text{Cl}^-$ ,  $\text{Na}^+$ , and  $\text{OH}^-$ . The separated ions are present because  $\text{HCl}$  is a strong acid and  $\text{NaOH}$  is a strong base. How can we predict what reaction occurs, if any? First, will  $\text{NaCl}$  precipitate? From Table 4.1 we can see that  $\text{NaCl}$  is soluble in water and thus will not precipitate. Therefore, the  $\text{Na}^+$  and  $\text{Cl}^-$  ions are spectator ions. On the other hand, because water is a nonelectrolyte, large quantities of  $\text{H}^+$  and  $\text{OH}^-$  ions cannot coexist in solution. They react to form  $\text{H}_2\text{O}$  molecules:



This is the net ionic equation for the reaction that occurs when aqueous solutions of  $\text{HCl}$  and  $\text{NaOH}$  are mixed.

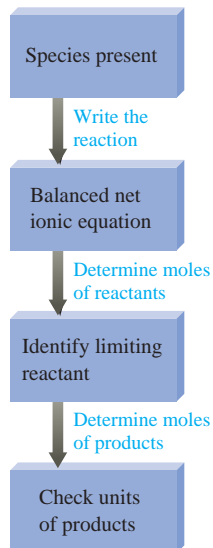
Next, consider mixing an aqueous solution of acetic acid ( $\text{HC}_2\text{H}_3\text{O}_2$ ) with an aqueous solution of potassium hydroxide ( $\text{KOH}$ ). In our earlier discussion of conductivity we said that an aqueous solution of acetic acid is a weak electrolyte. This tells us that acetic acid does not dissociate into ions to any great extent. In fact, in 0.1  $M$   $\text{HC}_2\text{H}_3\text{O}_2$  approximately 99% of the  $\text{HC}_2\text{H}_3\text{O}_2$  molecules remain undissociated. However, when solid  $\text{KOH}$  is dissolved in water, it dissociates completely to produce  $\text{K}^+$  and  $\text{OH}^-$  ions. Therefore, in the solution formed by mixing aqueous solutions of  $\text{HC}_2\text{H}_3\text{O}_2$  and  $\text{KOH}$ , *before any reaction occurs*, the principal species are  $\text{HC}_2\text{H}_3\text{O}_2$ ,  $\text{K}^+$ , and  $\text{OH}^-$ . What reaction will occur? A possible precipitation reaction could occur between  $\text{K}^+$  and  $\text{OH}^-$ . However, we know that  $\text{KOH}$  is soluble, so precipitation does not occur. Another possibility is a reaction involving the hydroxide ion (a proton acceptor) and some proton donor. Is there a source of protons in the solution? The answer is yes—the  $\text{HC}_2\text{H}_3\text{O}_2$  molecules. The  $\text{OH}^-$  ion has such a strong affinity for protons that it can strip them from the  $\text{HC}_2\text{H}_3\text{O}_2$  molecules. The net ionic equation for this reaction is



The Brønsted–Lowry concept of acids and bases will be discussed in detail in Chapter 14.

This reaction illustrates a very important general principle: The hydroxide ion is such a strong base that for purposes of stoichiometric calculations it can be assumed to react completely with any weak acid that we will encounter. Of course,  $\text{OH}^-$  ions also react completely with the  $\text{H}^+$  ions in solutions of strong acids.

We will now deal with the stoichiometry of acid–base reactions in aqueous solutions. The procedure is fundamentally the same as that used previously for precipitation reactions.



### PROBLEM-SOLVING STRATEGY

#### Performing Calculations for Acid–Base Reactions

- 1 ► List the species present in the combined solution *before any reaction occurs*, and decide what reaction will occur.
- 2 ► Write the balanced net ionic equation for this reaction.
- 3 ► Calculate the moles of reactants. For reactions in solution, use the volumes of the original solutions and their molarities.
- 4 ► Determine the limiting reactant where appropriate.
- 5 ► Calculate the moles of the required reactant or product.
- 6 ► Convert to grams or volume (of solution), as required.

An acid–base reaction is often called a **neutralization reaction**. When just enough base is added to react exactly with the acid in a solution, we say the acid has been *neutralized*.

#### EXAMPLE 4.12

### Neutralization Reactions I

What volume of a 0.100 *M* HCl solution is needed to neutralize 25.0 mL of 0.350 *M* NaOH?

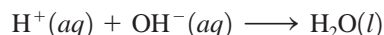
#### Solution

##### Where are we going?

- To find the volume of 0.100 *M* HCl required for neutralization

*What do we know?*

- ✓ 25 mL of 0.350 *M* NaOH
- ✓ 0.100 *M* HCl
- ✓ The chemical reaction



##### How do we get there?

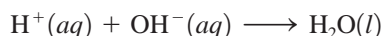
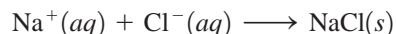
Use the Problem-Solving Strategy for Performing Calculations for Acid–Base Reactions.

- 1 ► *What are the ions present in the combined solution?*

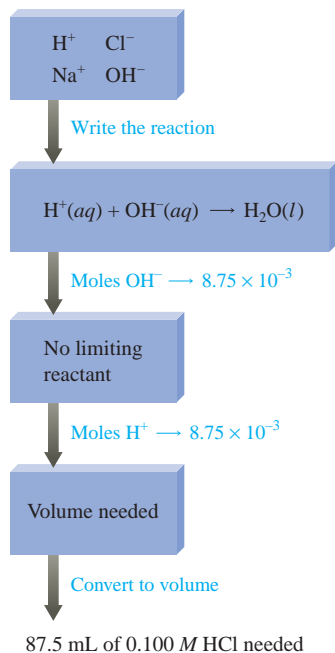


What is the reaction?

The two possibilities are

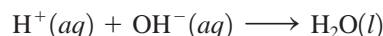






Since we know that NaCl is soluble, the first reaction does not take place ( $\text{Na}^+$  and  $\text{Cl}^-$  are spectator ions). However, as we have seen before, the reaction of the  $\text{H}^+$  and  $\text{OH}^-$  ions to form  $\text{H}_2\text{O}$  does occur.

2 ► What is the balanced net ionic equation for the reaction?



3 ► What are the moles of reactant present in the solution?

$$25.0 \text{ mL NaOH} \times \frac{1 \text{ L}}{1000 \text{ mL}} \times \frac{0.350 \text{ mol OH}^-}{\text{L NaOH}} = 8.75 \times 10^{-3} \text{ mol OH}^-$$

4 ► Which reactant is limiting?

This problem requires the addition of just enough  $\text{H}^+$  to react exactly with the  $\text{OH}^-$  ions present. We do not need to be concerned with limiting reactant here.

5 ► What moles of  $\text{H}^+$  are needed?

Since  $\text{H}^+$  and  $\text{OH}^-$  ions react in a 1:1 ratio,  $8.75 \times 10^{-3} \text{ mol H}^+$  is required to neutralize the  $\text{OH}^-$  ions present.

6 ► What volume of HCl is required?

$$V \times \frac{0.100 \text{ mol H}^+}{\text{L}} = 8.75 \times 10^{-3} \text{ mol H}^+$$

Solving for  $V$  gives

$$\blacksquare V = \frac{8.75 \times 10^{-3} \text{ mol H}^+}{0.100 \text{ mol H}^+/\text{L}} = 8.75 \times 10^{-2} \text{ L}$$

SEE EXERCISES 4.69 AND 4.70

### EXAMPLE 4.13

## Neutralization Reactions II

In a certain experiment, 28.0 mL of 0.250 M  $\text{HNO}_3$  and 53.0 mL of 0.320 M  $\text{KOH}$  are mixed. Calculate the amount of water formed in the resulting reaction. What is the concentration of  $\text{H}^+$  or  $\text{OH}^-$  ions in excess after the reaction goes to completion?

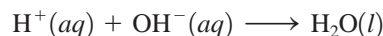
### Solution

#### Where are we going?

- To find the concentration of  $\text{H}^+$  or  $\text{OH}^-$  in excess after the reaction is complete

What do we know?

- ✓ 28.0 mL of 0.250 M  $\text{HNO}_3$
- ✓ 53.0 mL of 0.320 M  $\text{KOH}$
- ✓ The chemical reaction

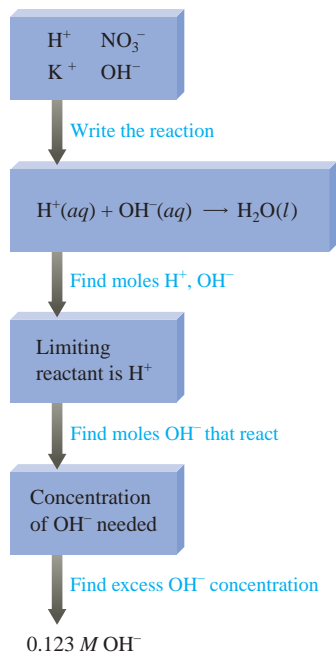


#### How do we get there?

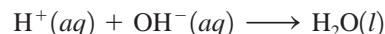
Use the Problem-Solving Strategy for Performing Calculations for Acid–Base Reactions.

1 ► What are the ions present in the combined solution?





2 ► What is the balanced net ionic equation for the reaction?



3 ► What are the moles of reactant present in the solution?

$$28.0 \text{ mL HNO}_3 \times \frac{1 \text{ L}}{1000 \text{ mL}} \times \frac{0.250 \text{ mol H}^+}{\text{L HNO}_3} = 7.00 \times 10^{-3} \text{ mol H}^+$$

$$53.0 \text{ mL KOH} \times \frac{1 \text{ L}}{1000 \text{ mL}} \times \frac{0.320 \text{ mol OH}^-}{\text{L KOH}} = 1.70 \times 10^{-2} \text{ mol OH}^-$$

4 ► Which reactant is limiting?

Since  $\text{H}^+$  and  $\text{OH}^-$  ions react in a 1:1 ratio, the limiting reactant is  $\text{H}^+$ .

5 ► What amount of  $\text{OH}^-$  will react?

$7.00 \times 10^{-3} \text{ mol OH}^-$  is required to neutralize the  $\text{H}^+$  ions present.

What amount of  $\text{OH}^-$  ions are in excess?

The amount of  $\text{OH}^-$  ions in excess is obtained from the following difference:

$$\text{Original amount} - \text{amount consumed} = \text{amount in excess}$$

$$1.70 \times 10^{-2} \text{ mol OH}^- - 7.00 \times 10^{-3} \text{ mol OH}^- = 1.00 \times 10^{-2} \text{ mol OH}^-$$

What is the volume of the combined solution?

The volume of the combined solution is the sum of the individual volumes:

$$\text{Original volume of HNO}_3 + \text{original volume of KOH} = \text{total volume}$$

$$28.0 \text{ mL} + 53.0 \text{ mL} = 81.0 \text{ mL} = 8.10 \times 10^{-2} \text{ L}$$

6 ► What is the molarity of the  $\text{OH}^-$  ions in excess?

$$\blacksquare \frac{\text{mol OH}^-}{\text{L solution}} = \frac{1.00 \times 10^{-2} \text{ mol OH}^-}{8.10 \times 10^{-2} \text{ L}} = 0.123 \text{ M OH}^-$$

**Reality Check:** This calculated molarity is less than the initial molarity, as it should be.

SEE EXERCISES 4.71 AND 4.72


## Acid–Base Titrations

**Volumetric analysis** is a technique for determining the amount of a certain substance by doing a titration. A **titration** involves delivery (from a buret) of a measured volume of a solution of known concentration (the *titrant*) into a solution containing the substance being analyzed (the *analyte*). The titrant contains a substance that reacts in a known manner with the analyte. The point in the titration where enough titrant has been added to react exactly with the analyte is called the **equivalence point** or the **stoichiometric point**. This point is often marked by an **indicator**, a substance added at the beginning of the titration that changes color at (or very near) the equivalence point. The point where the indicator *actually* changes color is called the **endpoint** of the titration. The goal is to choose an indicator such that the endpoint (where the indicator changes color) occurs exactly at the equivalence point (where just enough titrant has been added to react with all the analyte).

### Requirements for a Successful Titration

- The exact reaction between titrant and analyte must be known (and rapid).
- The stoichiometric (equivalence) point must be marked accurately.
- The volume of titrant required to reach the stoichiometric point must be known accurately.

Ideally, the endpoint and stoichiometric point should coincide.

**Figure 4.18**

The titration of an acid with a base. (a) The titrant (the base) is in the buret, and the flask contains the acid solution along with a small amount of indicator. (b) As base is added drop by drop to the acid solution in the flask during the titration, the indicator changes color, but the color disappears on mixing. (c) The stoichiometric (equivalence) point is marked by a permanent indicator color change. The volume of base added is the difference between the final and initial buret readings.

When the analyte is a base or an acid, the required titrant is a strong acid or strong base, respectively. This procedure is called an *acid–base titration*. An indicator very commonly used for acid–base titrations is phenolphthalein, which is colorless in an acidic solution and pink in a basic solution. Thus, when an acid is titrated with a base, the phenolphthalein remains colorless until after the acid is consumed and the first drop of excess base is added. In this case, the endpoint (the solution changes from colorless to pink) occurs approximately one drop of base beyond the stoichiometric point. This type of titration is illustrated in the three photos in Fig. 4.18.

We will deal with the acid–base titrations only briefly here but will return to the topic of titrations and indicators in more detail in Chapter 15. The titration of an acid with a standard solution containing hydroxide ions is described in Example 4.15. In Example 4.14 we show how to determine accurately the concentration of a sodium hydroxide solution. This procedure is called *standardizing the solution*.

**EXAMPLE 4.14****Neutralization Titration**

A student carries out an experiment to standardize (determine the exact concentration of) a sodium hydroxide solution. To do this, the student weighs out a 1.3009-g sample of potassium hydrogen phthalate ( $\text{KHC}_8\text{H}_4\text{O}_4$ , often abbreviated KHP). KHP (molar mass 204.22 g/mol) has one acidic hydrogen. The student dissolves the KHP in distilled water, adds phenolphthalein as an indicator, and titrates the resulting solution with the sodium hydroxide solution to the phenolphthalein endpoint. The difference between the final and initial buret

readings indicates that 41.20 mL of the sodium hydroxide solution is required to react exactly with the 1.3009 g KHP. Calculate the concentration of the sodium hydroxide solution.

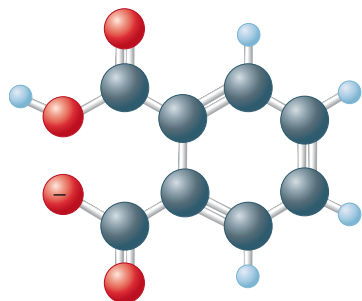
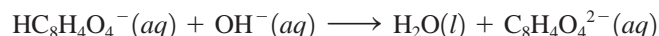
### Solution

#### Where are we going?

- To find the concentration of NaOH solution

*What do we know?*

- ✓ 1.3009 g  $\text{KHC}_8\text{H}_4\text{O}_4$  (KHP), molar mass (204.22 g/mol)
- ✓ 41.20 mL NaOH solution to neutralize KHP
- ✓ The chemical reaction



$\text{HC}_8\text{H}_4\text{O}_4^-$   
Hydrogen phthalate ion

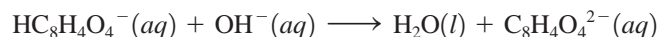
#### How do we get there?

Use the Problem-Solving Strategy for Performing Calculations for Acid–Base Reactions.

- 1 ▶ *What are the ions present in the combined solution?*



- 2 ▶ *What is the balanced net ionic equation for the reaction?*



- 3 ▶ *What are the moles of KHP?*

$$1.3009 \text{ g } \text{KHC}_8\text{H}_4\text{O}_4 \times \frac{1 \text{ mol } \text{KHC}_8\text{H}_4\text{O}_4}{204.22 \text{ g } \text{KHC}_8\text{H}_4\text{O}_4} = 6.3701 \times 10^{-3} \text{ mol } \text{KHC}_8\text{H}_4\text{O}_4$$

- 4 ▶ *Which reactant is limiting?*

This problem requires the addition of just enough  $\text{OH}^-$  ions to react exactly with the KHP present. We do not need to be concerned with limiting reactant here.

- 5 ▶ *What moles of  $\text{OH}^-$  are required?*

$6.3701 \times 10^{-3} \text{ mol } \text{OH}^-$  is required to neutralize the KHP present.

- 6 ▶ *What is the molarity of the NaOH solution?*

$$\begin{aligned} \text{Molarity of NaOH} &= \frac{\text{mol NaOH}}{\text{L solution}} = \frac{6.3701 \times 10^{-3} \text{ mol NaOH}}{4.120 \times 10^{-2} \text{ L}} \\ &= 0.1546 \text{ M} \end{aligned}$$

This standard sodium hydroxide solution can now be used in other experiments (see Example 4.15).

SEE EXERCISES 4.73 AND 4.78

### EXAMPLE 4.15

### Neutralization Analysis

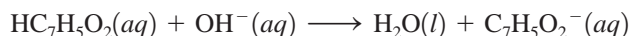
An environmental chemist analyzed the effluent (the released waste material) from an industrial process known to produce the compounds carbon tetrachloride ( $\text{CCl}_4$ ) and benzoic acid ( $\text{HC}_7\text{H}_5\text{O}_2$ ), a weak acid that has one acidic hydrogen atom per molecule. A sample of this effluent weighing 0.3518 g was shaken with water, and the resulting aqueous solution required 10.59 mL of 0.1546 M NaOH for neutralization. Calculate the mass percent of  $\text{HC}_7\text{H}_5\text{O}_2$  in the original sample.

**Solution****Where are we going?**

- To find the mass percent of  $\text{HC}_7\text{H}_5\text{O}_2$  in the original sample

*What do we know?*

- ✓ 0.3518 g effluent (original sample)
- ✓ 10.59 mL 0.1546 M NaOH for neutralization of  $\text{HC}_7\text{H}_5\text{O}_2$
- ✓ The chemical reaction

**How do we get there?**

Use the Problem-Solving Strategy for Performing Calculations for Acid–Base Reactions.

- 1 ▶ *What are the species present in the combined solution?*



- 2 ▶ *What is the balanced net ionic equation for the reaction?*



- 3 ▶ *What are the moles of  $\text{OH}^-$  required?*

$$10.59 \text{ mL NaOH} \times \frac{1 \cancel{\text{L}}}{1000 \cancel{\text{mL}}} \times \frac{0.1546 \text{ mol OH}^-}{1 \cancel{\text{L NaOH}}} = 1.637 \times 10^{-3} \text{ mol OH}^-$$

- 4 ▶ *Which reactant is limiting?*

This problem requires the addition of just enough  $\text{OH}^-$  ions to react exactly with the  $\text{HC}_7\text{H}_5\text{O}_2$  present. We do not need to be concerned with limiting reactant here.

- 5 ▶ *What mass of  $\text{HC}_7\text{H}_5\text{O}_2$  is present?*

$$1.637 \times 10^{-3} \text{ mol HC}_7\text{H}_5\text{O}_2 \times \frac{122.12 \text{ g HC}_7\text{H}_5\text{O}_2}{1 \text{ mol HC}_7\text{H}_5\text{O}_2} = 0.1999 \text{ g HC}_7\text{H}_5\text{O}_2$$

- 6 ▶ *What is the mass percent of the  $\text{HC}_7\text{H}_5\text{O}_2$  in the effluent?*

$$\blacksquare \frac{0.1999 \text{ g}}{0.3518 \text{ g}} \times 100\% = 56.82\%$$

**Reality Check:** The calculated percent of  $\text{HC}_7\text{H}_5\text{O}_2$  is less than 100%, as it should be.

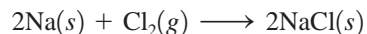
**SEE EXERCISE 4.77**

The first step in the analysis of a complex solution is to write down the components and focus on the chemistry of each one. When a strong electrolyte is present, write it as separated ions.

In doing problems involving titrations, you must first decide what reaction is occurring. Sometimes this seems difficult because the titration solution contains several components. The key to success in doing solution reactions is to first write down all the components in the solution and focus on the chemistry of each one. We have been emphasizing this approach in dealing with the reactions between ions in solution. Make it a habit to write down the components of solutions before trying to decide what reaction(s) might take place as you attempt the end-of-chapter problems involving titrations.

## 4.9 ► Oxidation–Reduction Reactions

We have seen that many important substances are ionic. Sodium chloride, for example, can be formed by the reaction of elemental sodium and chlorine:

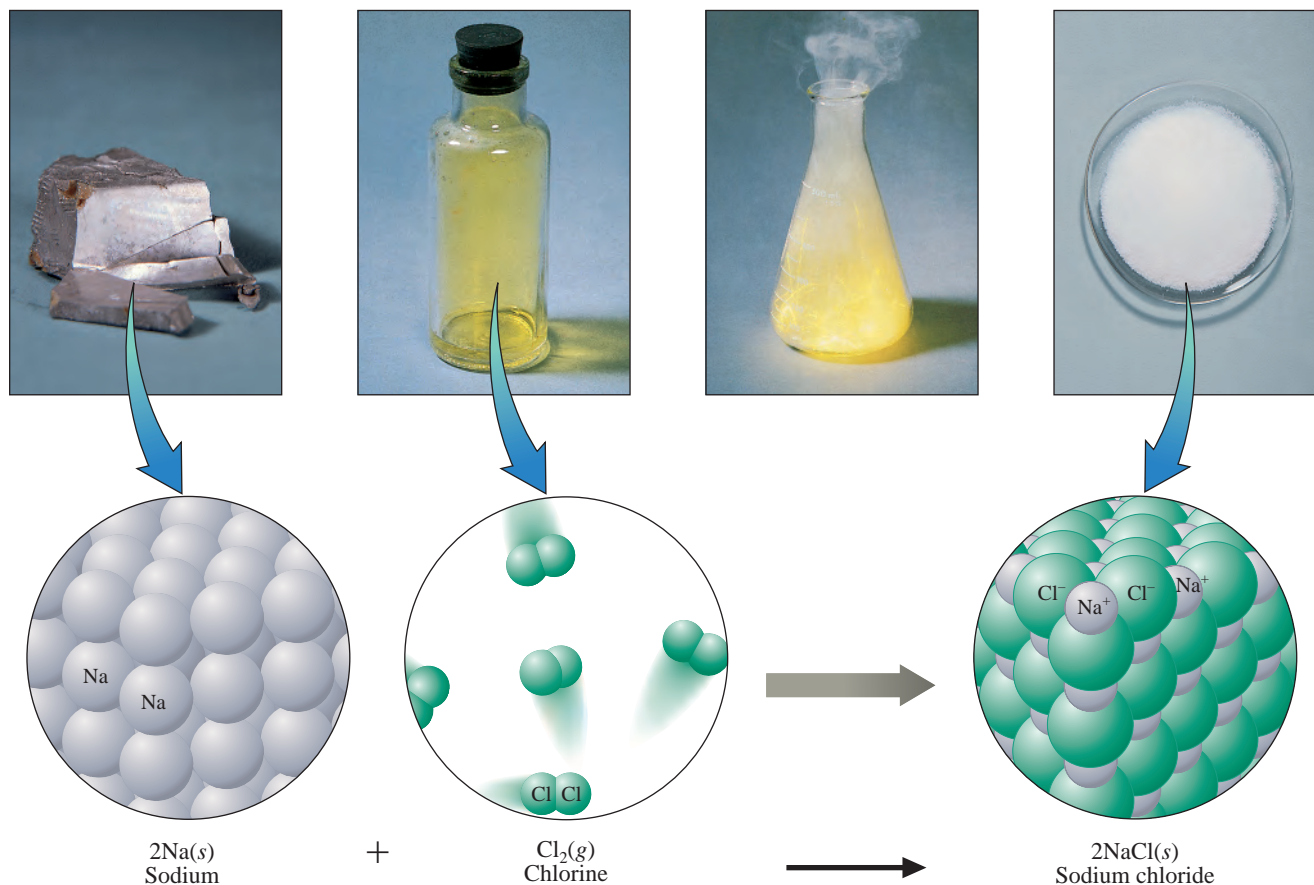


In this reaction, solid sodium, which contains neutral sodium atoms, reacts with chlorine gas, which contains diatomic  $\text{Cl}_2$  molecules, to form the ionic solid  $\text{NaCl}$ , which contains  $\text{Na}^+$  and  $\text{Cl}^-$  ions. This process is represented in Fig. 4.19. *Reactions like this one, in which one or more electrons are transferred, are called **oxidation–reduction reactions** or **redox reactions**.*

Many important chemical reactions involve oxidation and reduction. Photosynthesis, which stores energy from the sun in plants by converting carbon dioxide and water to sugar, is a very important oxidation–reduction reaction. In fact, most reactions used for energy production are redox reactions. In humans, the oxidation of sugars, fats, and proteins provides the energy necessary for life. Combustion reactions, which provide most of the energy to power our civilization, also involve oxidation and reduction. An example is the reaction of methane with oxygen:

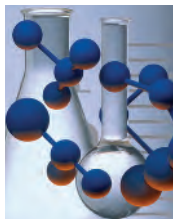


Even though none of the reactants or products in this reaction is ionic, the reaction is still assumed to involve a transfer of electrons from carbon to oxygen. To explain this, we must introduce the concept of oxidation states.



**Figure 4.19**

The reaction of solid sodium and gaseous chlorine to form solid sodium chloride.



## chemical connections


### Iron Zeroes in on Pollution

Treating groundwater contaminated with pollutants is typically very complicated and very expensive. However, chemists have discovered a low-tech, economical method for treating the contaminated groundwater near a former semiconductor manufacturing plant in Sunnyvale, California. They have replaced the elaborate decontamination machinery used at the site for more than a decade with 220 tons of iron filings buried in a giant trough. Because there are no pumps to maintain and no electricity to purchase, this simple system will save approximately \$300,000 per year. The property, which was thought to be unusable for the 30-year lifetime of the old cleanup process because of the need for constant monitoring and access, can now be used immediately.

A schematic of the iron treatment method is shown in the accompanying figure. At Sunnyvale, the iron barrier is 40 feet long, 4 feet wide, and 20 feet deep. In the 4 days it

takes for contaminated water to seep through the wall of iron, the chlorinated organic contaminants are degraded into products that are then themselves decomposed to simpler substances. According to engineers on the site, the polluted water that seeps through the wall meets Environmental Protection Agency (EPA) standards when it emerges on the other side.

How does iron metal clean up contaminated groundwater? It's a result of the ability of iron metal (oxidation state = 0) to act as a reducing agent toward the chlorine-containing organic pollutant molecules. The reaction can be represented as follows:



where RCl represents a chlorinated organic molecule. The reaction appears to involve a direct reaction between the

### Oxidation States

The concept of **oxidation states** (also called *oxidation numbers*) provides a way to keep track of electrons in oxidation–reduction reactions, particularly redox reactions involving covalent substances. Recall that electrons are shared by atoms in covalent bonds. The oxidation states of atoms in covalent compounds are obtained by arbitrarily assigning the electrons (which are actually shared) to particular atoms. We do this as follows: For a covalent bond between two identical atoms, the electrons are split equally between the two. In cases where two different atoms are involved (and the electrons are thus shared unequally), the shared electrons are assigned completely to the atom that has the stronger attraction for electrons. For example, recall from the discussion of the water molecule in Section 4.1 that oxygen has a greater attraction for electrons than does hydrogen. Therefore, in assigning the oxidation state of oxygen and hydrogen in H<sub>2</sub>O, we assume that the oxygen atom actually possesses all the electrons. Recall that a hydrogen atom has one electron. Thus, in water, oxygen has formally “taken” the electrons from two hydrogen atoms. This gives the oxygen an *excess* of two electrons (its oxidation state is  $-2$ ) and leaves each hydrogen with no electrons (the oxidation state of each hydrogen is thus  $+1$ ).

We define the *oxidation states* (or *oxidation numbers*) of the atoms in a covalent compound as the imaginary charges the atoms would have if the shared electrons were divided equally between identical atoms bonded to each other or, for different atoms, were all assigned to the atom in each bond that has the greater attraction for electrons. Of course, for ionic compounds containing monatomic ions, the oxidation states of the ions are equal to the ion charges.

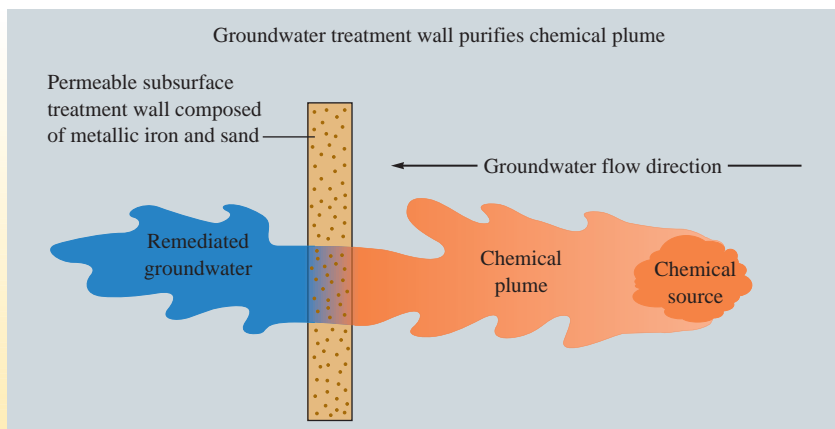
These considerations lead to a series of rules for assigning oxidation states that are summarized in Table 4.2. Application of these simple rules allows the assignment of oxidation states in most compounds. To apply these rules recognize that *the sum of the oxidation states must be zero for an electrically neutral compound*. For an ion, the sum of

metal and an RCl molecule adsorbed on the metal surface.

In addition to decomposing chlorinated organic contaminants, iron appears to be useful against other pollutants as well. Iron can degrade dye wastes from textile mills and can reduce soluble Cr(VI) compounds to insoluble Cr(III) products, which are much less harmful. Iron's reducing abilities also appear useful in removing radioactive technetium, a common pollutant at nuclear processing facilities. Iron also appears to be effective for removing nitrates from the soil.

Other metals, such as zinc, tin, and palladium, have shown promise for use in groundwater cleanup, too. These metals generally react more quickly than iron but are more expensive and pose their own environmental hazards.

Inexpensive and environmentally benign, iron seems to be the metal of choice for most groundwater cleanup. It's cheap, it's effective, it's almost a miracle!



Reprinted from *Chemical & Engineering News*, July 3, 1995, 73(27), p. 20. Copyright © 1995 American Chemical Society.

the oxidation states must equal the charge of the ion. The principles are illustrated by Example 4.16.

It is worthwhile to note at this point that the convention is to write actual charges on ions as  $n+$  or  $n-$ , the number being written *before* the plus or minus sign. On the other hand, oxidation states (not actual charges) are written  $+n$  or  $-n$ , the number being written *after* the plus or minus sign.

**Table 4.2** ▶ Rules for Assigning Oxidation States

The Oxidation State of . . .	Summary	Examples
• An atom in an element is zero	Element: 0	Na(s), O <sub>2</sub> (g), O <sub>3</sub> (g), Hg(l)
• A monatomic ion is the same as its charge	Monatomic ion: charge of ion	Na <sup>+</sup> , Cl <sup>-</sup>
• Fluorine is -1 in its compounds	Fluorine: -1	HF, PF <sub>3</sub>
• Oxygen is usually -2 in its compounds Exception: peroxides (containing O <sub>2</sub> <sup>2-</sup> ), in which oxygen is -1	Oxygen: -2	H <sub>2</sub> O, CO <sub>2</sub>
• Hydrogen is +1 in its covalent compounds	Hydrogen: +1	H <sub>2</sub> O, HCl, NH <sub>3</sub>



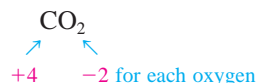
**EXAMPLE 4.16** — **Assigning Oxidation States**

Assign oxidation states to all atoms in the following.

- $\text{CO}_2$
- $\text{SF}_6$
- $\text{NO}_3^-$

**Solution**

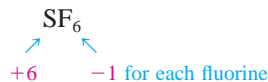
- a. Since we have a specific rule for the oxidation state of oxygen, we will assign its value first. The oxidation state of oxygen is  $-2$ . The oxidation state of the carbon atom can be determined by recognizing that since  $\text{CO}_2$  has no charge, the sum of the oxidation states for oxygen and carbon must be zero. Since each oxygen is  $-2$  and there are two oxygen atoms, the carbon atom must be assigned an oxidation state of  $+4$ :



**Reality Check:** We can check the assigned oxidation states by noting that when the number of atoms is taken into account, the sum is zero as required:

$$\begin{array}{c} 1(+4) + 2(-2) = 0 \\ \nearrow \quad \nwarrow \\ \text{No. of C} \quad \text{No. of O} \\ \text{atoms} \quad \text{atoms} \end{array}$$

- b. Since we have no rule for sulfur, we first assign the oxidation state of each fluorine as  $-1$ . The sulfur must then be assigned an oxidation state of  $+6$  to balance the total of  $-6$  from the fluorine atoms:



**Reality Check:**  $+6 + 6(-1) = 0$

- c. Oxygen has an oxidation state of  $-2$ . Because the sum of the oxidation states of the three oxygens is  $-6$  and the net charge on the  $\text{NO}_3^-$  ion is  $1-$ , the nitrogen must have an oxidation state of  $+5$ :



**Reality Check:**  $+5 + 3(-2) = -1$

Note that in this case the sum must be  $-1$  (the overall charge on the ion).

**SEE EXERCISES 4.79 THROUGH 4.82**

We need to make one more point about oxidation states, and this can be illustrated by the compound  $\text{Fe}_3\text{O}_4$ , which is the main component in magnetite, an iron ore that accounts for the reddish color of many types of rocks and soils. To determine the oxidation states in  $\text{Fe}_3\text{O}_4$ , we first assign each oxygen atom its usual oxidation state of  $-2$ . The three iron atoms must yield a total of  $+8$  to balance the total of  $-8$  from the four oxygens. This means that each iron atom has an oxidation state of  $+\frac{8}{3}$ . A noninteger value for the oxidation state may seem strange because charge is expressed in whole numbers.

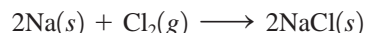


Magnetite is a magnetic ore containing  $\text{Fe}_3\text{O}_4$ . Note that the compass needle points toward the ore.

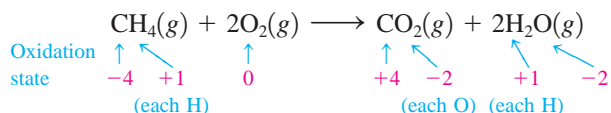
However, although they are rare, noninteger oxidation states do occur because of the rather arbitrary way that electrons are divided up by the rules in Table 4.2. For  $\text{Fe}_3\text{O}_4$ , for example, the rules assume that all the iron atoms are equal, when in fact this compound can best be viewed as containing four  $\text{O}^{2-}$  ions, two  $\text{Fe}^{3+}$  ions, and one  $\text{Fe}^{2+}$  ion per formula unit. (Note that the “average” charge on iron works out to be  $\frac{8}{3}+$ , which is equal to the oxidation state we determined above.) Noninteger oxidation states should not intimidate you. They are used in the same way as integer oxidation states—for keeping track of electrons.

## The Characteristics of Oxidation–Reduction Reactions

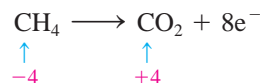
Oxidation–reduction reactions are characterized by a transfer of electrons. In some cases, the transfer occurs in a literal sense to form ions, such as in the reaction



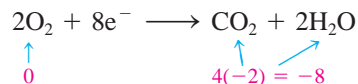
However, sometimes the transfer is less obvious. For example, consider the combustion of methane (the oxidation state for each atom is given):



Note that the oxidation state for oxygen in  $\text{O}_2$  is 0 because it is in elemental form. In this reaction there are no ionic compounds, but we can still describe the process in terms of a transfer of electrons. Note that carbon undergoes a change in oxidation state from  $-4$  in  $\text{CH}_4$  to  $+4$  in  $\text{CO}_2$ . Such a change can be accounted for by a loss of eight electrons (the symbol  $e^-$  stands for an electron):

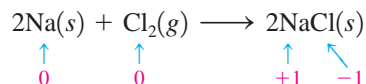


On the other hand, each oxygen changes from an oxidation state of 0 in  $\text{O}_2$  to  $-2$  in  $\text{H}_2\text{O}$  and  $\text{CO}_2$ , signifying a gain of two electrons per atom. Since four oxygen atoms are involved, this is a gain of eight electrons:



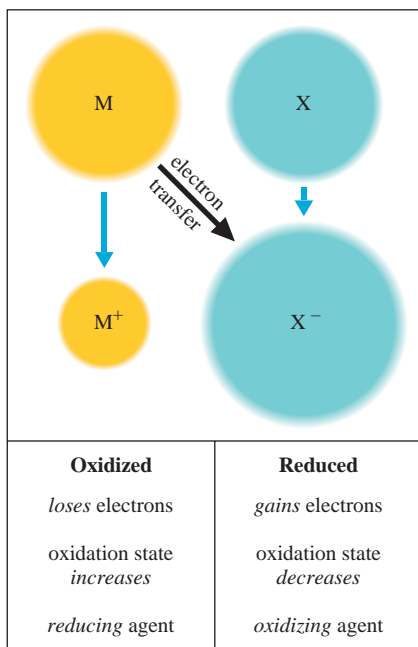
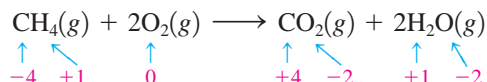
No change occurs in the oxidation state of hydrogen, and it is not formally involved in the electron-transfer process.

With this background, we can now define some important terms. **Oxidation** is an *increase* in oxidation state (a loss of electrons). **Reduction** is a *decrease* in oxidation state (a gain of electrons). Thus in the reaction



sodium is oxidized and chlorine is reduced. In addition,  $\text{Cl}_2$  is called the **oxidizing agent (electron acceptor)**, and Na is called the **reducing agent (electron donor)**. These terms are summarized in Fig. 4.20.

Concerning the reaction



**Figure 4.20**

A summary of an oxidation–reduction process, in which M is oxidized and X is reduced.

*Oxidation* is an increase in oxidation state. *Reduction* is a decrease in oxidation state.

A helpful mnemonic device is OIL RIG (Oxidation Involves Loss; Reduction Involves Gain). Another common mnemonic is LEO says GER. (Loss of Electrons, Oxidation; Gain of Electrons, Reduction).

An oxidizing agent is reduced and a reducing agent is oxidized in a redox reaction.

we can say the following:

Methane is oxidized because there has been an increase in carbon's oxidation state (the carbon atom has formally lost electrons).

Oxygen is reduced because there has been a decrease in its oxidation state (oxygen has formally gained electrons).

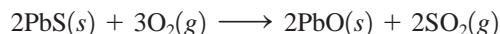
$\text{CH}_4$  is the reducing agent.

$\text{O}_2$  is the oxidizing agent.


Note that when the oxidizing or reducing agent is named, the *whole compound* is specified, not just the element that undergoes the change in oxidation state.

### EXAMPLE 4.17 Oxidation–Reduction Reactions

Metallurgy, the process of producing a metal from its ore, always involves oxidation–reduction reactions. In the metallurgy of galena ( $\text{PbS}$ ), the principal lead-containing ore, the first step is the conversion of lead sulfide to its oxide (a process called *roasting*):



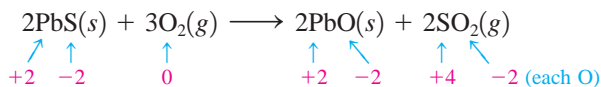
The oxide is then treated with carbon monoxide to produce the free metal:



For each reaction, identify the atoms that are oxidized and reduced, and specify the oxidizing and reducing agents.

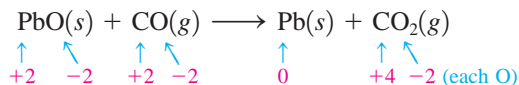
#### Solution

For the first reaction, we can assign the following oxidation states:



The oxidation state for the sulfur atom increases from  $-2$  to  $+4$ . Thus sulfur is oxidized. The oxidation state for each oxygen atom decreases from  $0$  to  $-2$ . Oxygen is reduced. The oxidizing agent (that accepts the electrons) is  $\text{O}_2$ , and the reducing agent (that donates electrons) is  $\text{PbS}$ .

For the second reaction we have



Lead is reduced (its oxidation state decreases from  $+2$  to  $0$ ), and carbon is oxidized (its oxidation state increases from  $+2$  to  $+4$ ).  $\text{PbO}$  is the oxidizing agent, and  $\text{CO}$  is the reducing agent.

SEE EXERCISES 4.83 AND 4.84

## 4.10 ► Balancing Oxidation–Reduction Equations

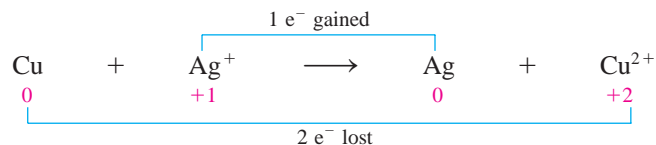
It is important to be able to balance oxidation–reduction reactions. One method involves the use of oxidation states (discussed in this section), and the other method (normally used for more complex reactions) involves separating the reaction into two half-reactions. We'll discuss the second method for balancing oxidation–reduction reactions in Chapter 18.

## Oxidation States Method of Balancing Oxidation–Reduction Reactions

Consider the reaction between solid copper and silver ions in aqueous solution:



We can tell this is a redox reaction by assigning oxidation states as follows:

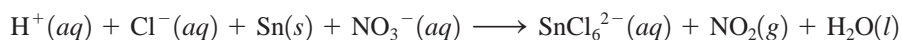


We know that in an oxidation–reduction reaction we must ultimately have equal numbers of electrons gained and lost, and we can use this principle to balance redox equations. For example, in this case, 2  $\text{Ag}^+$  ions must be reduced for every Cu atom oxidized:



This gives us the balanced equation.

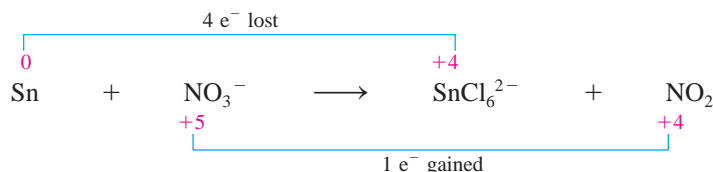
Now consider a more complex reaction:



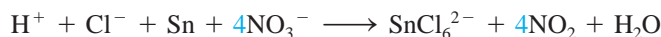
To balance this equation by oxidation states, we first need to assign the oxidation states to all the atoms in the reactants and products.



Note that hydrogen, chlorine, and oxygen do not change oxidation states and are not involved in electron exchange. Thus we focus our attention on Sn and N:

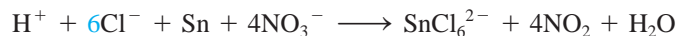


This means we need a coefficient of 4 for the N-containing species.



Now we balance the rest of the equation by inspection.

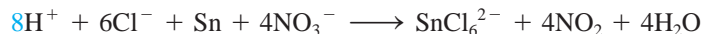
Balance  $\text{Cl}^-$ :



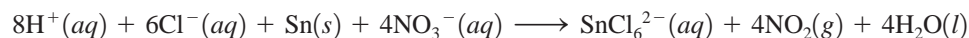
Balance O:



Balance H:



This gives the final balanced equation. Now we will write the equation with the states included:



## PROBLEM-SOLVING STRATEGY

## Balancing Oxidation–Reduction Reactions by Oxidation States

- 1 ▶ Write the unbalanced equation.
- 2 ▶ Determine the oxidation states of all atoms in the reactants and products.
- 3 ▶ Show electrons gained and lost using “tie lines.”
- 4 ▶ Use coefficients to equalize the electrons gained and lost.
- 5 ▶ Balance the rest of the equation by inspection.
- 6 ▶ Add appropriate states.

## EXAMPLE 4.18

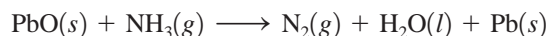
## Balancing Oxidation–Reduction Reactions

Balance the reaction between solid lead(II) oxide and ammonia gas to produce nitrogen gas, liquid water, and solid lead.

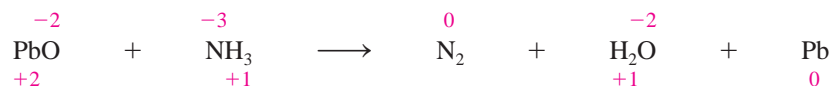
## Solution

We'll use the Problem-Solving Strategy for Balancing Oxidation–Reduction Reactions by Oxidation States.

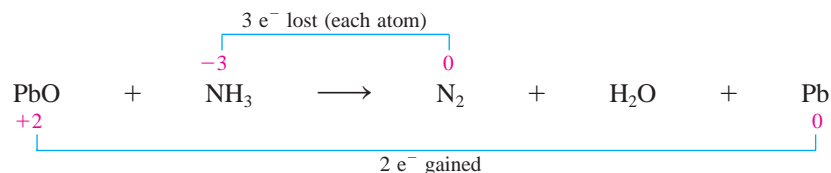
- 1 ▶ What is the unbalanced equation?



- 2 ▶ What are the oxidation states for each atom?

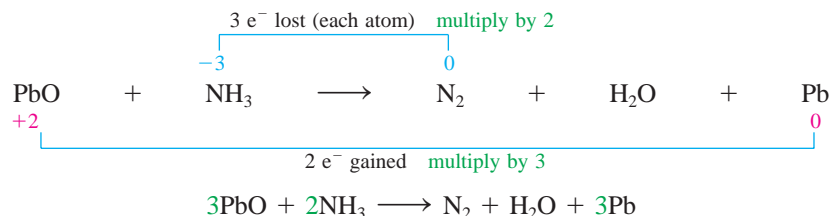


- 3 ▶ How are electrons gained and lost?




The oxidation states of all other atoms are unchanged.

- 4 ▶ What coefficients are needed to equalize the electrons gained and lost?




- 5 ▶ What coefficients are needed to balance the remaining elements?

Balance O:



All the elements are now balanced. The balanced equation with states is:



## SEE EXERCISES 4.87 AND 4.88

## ► Key Terms

aqueous solution

### Section 4.1

polar molecule  
hydration  
solubility

### Section 4.2

solute  
solvent  
electrical conductivity  
strong electrolyte  
weak electrolyte  
nonelectrolyte  
acid  
strong acid  
strong base  
weak acid  
weak base

### Section 4.3

molarity  
standard solution  
dilution

### Section 4.5

precipitation reaction  
precipitate

### Section 4.6

formula equation  
complete ionic equation  
spectator ions  
net ionic equation

### Section 4.8

acid  
base  
neutralization reaction  
volumetric analysis  
titration  
stoichiometric (equivalence) point  
indicator  
endpoint

### Section 4.9

oxidation–reduction (redox) reaction  
oxidation state  
oxidation  
reduction  
oxidizing agent (electron acceptor)  
reducing agent (electron donor)

**Chemical reactions in solution are very important in everyday life.**

**Water is a polar solvent that dissolves many ionic and polar substances.**

### Electrolytes

- Strong electrolyte: 100% dissociated to produce separate ions; strongly conducts an electric current
- Weak electrolyte: Only a small percentage of dissolved molecules produce ions; weakly conducts an electric current
- Nonelectrolyte: Dissolved substance produces no ions; does not conduct an electric current

### Acids and bases

- Arrhenius model
  - Acid: produces  $\text{H}^+$
  - Base: produces  $\text{OH}^-$
- Brønsted–Lowry model
  - Acid: proton donor
  - Base: proton acceptor
- Strong acid: completely dissociates into separated  $\text{H}^+$  and anions
- Weak acid: dissociates to a slight extent

### Molarity

- One way to describe solution composition

$$\text{Molarity (M)} = \frac{\text{moles of solute}}{\text{volume of solution (L)}}$$

- Moles solute = volume of solution (L)  $\times$  molarity
- Standard solution: molarity is accurately known

### Dilution

- Solvent is added to reduce the molarity
- Moles of solute after dilution = moles of solute before dilution

$$M_1V_1 = M_2V_2$$

### Types of equations that describe solution reactions

- Formula equation: all reactants and products are written as complete formulas
- Complete ionic equation: all reactants and products that are strong electrolytes are written as separated ions
- Net ionic equation: only those compounds that undergo a change are written; spectator ions are not included

### Solubility rules

- Based on experiment observation
- Help predict the outcomes of precipitation reactions

### Important types of solution reactions

- Acid–base reactions: involve a transfer of  $\text{H}^+$  ions
- Precipitation reactions: formation of a solid occurs
- Oxidation–reduction reactions: involve electron transfer

### Titrations

- Measures the volume of a standard solution (titrant) needed to react with a substance in solution

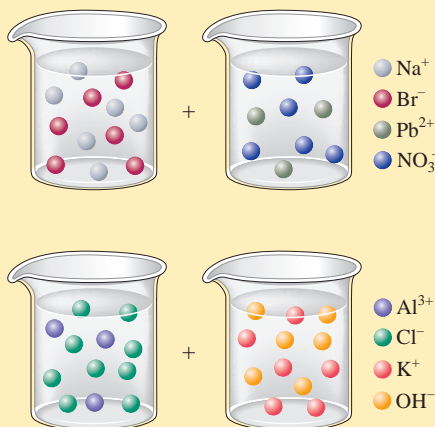
- Stoichiometric (equivalence) point: the point at which the required amount of titrant has been added to exactly react with the substance being analyzed
- Endpoint: the point at which a chemical indicator changes color

#### Oxidation–reduction reactions

- Oxidation states are assigned using a set of rules to keep track of electron flow
- Oxidation: increase in oxidation state (a loss of electrons)
- Reduction: decrease in oxidation state (a gain of electrons)
- Oxidizing agent: gains electrons (is reduced)
- Reducing agent: loses electrons (is oxidized)
- Equations for oxidation–reduction reactions can be balanced by the oxidation states method

#### REVIEW QUESTIONS

1. The *(aq)* designation listed after a solute indicates the process of hydration. Using  $\text{KBr}(aq)$  and  $\text{C}_2\text{H}_5\text{OH}(aq)$  as your examples, explain the process of hydration for soluble ionic compounds and for soluble covalent compounds.
2. Characterize strong electrolytes versus weak electrolytes versus nonelectrolytes. Give examples of each. How do you experimentally determine whether a soluble substance is a strong electrolyte, weak electrolyte, or nonelectrolyte?
3. Distinguish between the terms *slightly soluble* and *weak electrolyte*.
4. Molarity is a conversion factor relating moles of solute in solution to the volume of the solution. How does one use molarity as a conversion factor to convert from moles of solute to volume of solution, and from volume of solution to moles of solute present?
5. What is a dilution? What stays constant in a dilution? Explain why the equation  $M_1V_1 = M_2V_2$  works for dilution problems.
6. When the following beakers are mixed, draw a molecular-level representation of the product mixture (see Fig. 4.17).



7. Differentiate between the formula equation, the complete ionic equation, and the net ionic equation. For each reaction in Question 6, write all three balanced equations.
8. What is an acid–base reaction? Strong bases are soluble ionic compounds that contain the hydroxide ion. List the strong bases. When a strong base reacts with an acid, what is always produced? Explain the terms *titration*, *stoichiometric point*, *neutralization*, and *standardization*.
9. Define the terms *oxidation*, *reduction*, *oxidizing agent*, and *reducing agent*. Given a chemical reaction, how can you tell if it is a redox reaction?

10. Consider the steps involved in balancing oxidation–reduction reactions by using oxidation states. The key to the oxidation states method is to equalize the electrons lost by the species oxidized with the electrons gained by the species reduced. First of all, how do you recognize what is oxidized and what is reduced? Second, how do you balance the electrons lost with the electrons gained? Once the electrons are balanced, what else is needed to balance the oxidation–reduction reaction?

### ► Active Learning Questions

These questions are designed to be used by groups of students in class.

- Assume you have a highly magnified view of a solution of HCl that allows you to “see” the HCl. Draw this magnified view. If you dropped in a piece of magnesium, the magnesium would disappear and hydrogen gas would be released. Represent this change using symbols for the elements, and write out the balanced equation.
- You have a solution of table salt in water. What happens to the salt concentration (increases, decreases, or stays the same) as the solution boils? Draw pictures to explain your answer.
- You have a sugar solution (solution A) with concentration  $x$ . You pour one-fourth of this solution into a beaker, and add an equivalent volume of water (solution B).
  - What is the ratio of sugar in solutions A and B?
  - Compare the volumes of solutions A and B.
  - What is the ratio of the concentrations of sugar in solutions A and B?
- You add an aqueous solution of lead nitrate to an aqueous solution of potassium iodide. Draw highly magnified views of each solution individually, and the mixed solution, including any product that forms. Write the balanced equation for the reaction.
- Order the following molecules from lowest to highest oxidation state of the nitrogen atom:  $\text{HNO}_3$ ,  $\text{NH}_4\text{Cl}$ ,  $\text{N}_2\text{O}$ ,  $\text{NO}_2$ ,  $\text{NaNO}_2$ .
- Why is it that when something gains electrons, it is said to be *reduced*? What is being reduced?
- Consider separate aqueous solutions of HCl and  $\text{H}_2\text{SO}_4$  with the same molar concentrations. You wish to neutralize an aqueous solution of NaOH. For which acid solution would you need to add more volume (in milliliters) to neutralize the base?
  - the HCl solution
  - the  $\text{H}_2\text{SO}_4$  solution
  - You need to know the acid concentrations to answer this question.
  - You need to know the volume and concentration of the NaOH solution to answer this question.
  - c and d
 Explain.
- Draw molecular-level pictures to differentiate between concentrated and dilute solutions.
- You need to make 150.0 mL of a 0.10 M NaCl solution. You have solid NaCl, and your lab partner has a 2.5 M NaCl solution. Explain how you each make the 0.10 M NaCl solution.

- The exposed electrodes of a light bulb are placed in a solution of  $\text{H}_2\text{SO}_4$  in an electrical circuit such that the light bulb is glowing. You add a dilute salt solution, and the bulb dims. Which of the following could be the salt in the solution?
  - $\text{Ba}(\text{NO}_3)_2$
  - $\text{NaNO}_3$
  - $\text{K}_2\text{SO}_4$
  - $\text{Ca}(\text{NO}_3)_2$
 Justify your choices. For those you did not choose, explain why they are incorrect.
- You have two solutions of chemical A. To determine which has the highest concentration of A (molarity), which of the following must you know (there may be more than one answer)?
  - the mass in grams of A in each solution
  - the molar mass of A
  - the volume of water added to each solution
  - the total volume of the solution
 Explain.
- Which of the following must be known to calculate the molarity of a salt solution (there may be more than one answer)?
  - the mass of salt added
  - the molar mass of the salt
  - the volume of water added
  - the total volume of the solution
 Explain.

A blue question or exercise number indicates that the answer to that question or exercise appears at the back of this book and a solution appears in the *Solutions Guide*, as found on PowerLecture.

### ► Questions

- Differentiate between what happens when the following are added to water.
  - polar solute versus nonpolar solute
  - KF versus  $\text{C}_6\text{H}_{12}\text{O}_6$
  - RbCl versus AgCl
  - $\text{HNO}_3$  versus CO
- A typical solution used in general chemistry laboratories is 3.0 M HCl. Describe, in detail, the composition of 2.0 L of a 3.0 M HCl solution. How would 2.0 L of a 3.0 M  $\text{HC}_2\text{H}_3\text{O}_2$  solution differ from the same quantity of the HCl solution?
- Which of the following statements is(are) true? For the false statements, correct them.
  - A concentrated solution in water will always contain a strong or weak electrolyte.
  - A strong electrolyte will break up into ions when dissolved in water.
  - An acid is a strong electrolyte.
  - All ionic compounds are strong electrolytes in water.



16. A student wants to prepare 1.00 L of a 1.00 M solution of NaOH (molar mass = 40.00 g/mol). If solid NaOH is available, how would the student prepare this solution? If 2.00 M NaOH is available, how would the student prepare the solution? To help ensure three significant figures in the NaOH molarity, to how many significant figures should the volumes and mass be determined?
17. List the formulas of three soluble bromide salts and three insoluble bromide salts. Do the same exercise for sulfate salts, hydroxide salts, and phosphate salts (list three soluble salts and three insoluble salts). List the formulas for six insoluble  $\text{Pb}^{2+}$  salts and one soluble  $\text{Pb}^{2+}$  salt.
18. When 1.0 mol of solid lead nitrate is added to 2.0 mol of aqueous potassium iodide, a yellow precipitate forms. After the precipitate settles to the bottom, does the solution above the precipitate conduct electricity? Explain. Write the complete ionic equation to help you answer this question.
19. What is an acid and what is a base? An acid–base reaction is sometimes called a proton-transfer reaction. Explain.
20. A student had 1.00 L of a 1.00 M acid solution. Much to the surprise of the student, it took 2.00 L of 1.00 M NaOH solution to react completely with the acid. Explain why it took twice as much NaOH to react with all of the acid.

In a different experiment, a student had 10.0 mL of 0.020 M HCl. Again, much to the surprise of the student, it took only 5.00 mL of 0.020 M strong base to react completely with the HCl. Explain why it took only half as much strong base to react with all of the HCl.

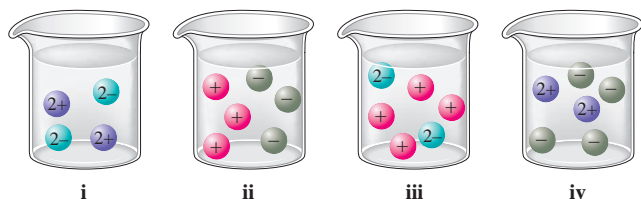
21. Differentiate between the following terms.
- species reduced versus the reducing agent
  - species oxidized versus the oxidizing agent
  - oxidation state versus actual charge
22. How does one balance redox reactions by the oxidation states method?

## Exercises

In this section similar exercises are paired.

### Aqueous Solutions: Strong and Weak Electrolytes

23. Show how each of the following strong electrolytes “breaks up” into its component ions upon dissolving in water by drawing molecular-level pictures.
- NaBr
  - $\text{MgCl}_2$
  - $\text{Al}(\text{NO}_3)_3$
  - $(\text{NH}_4)_2\text{SO}_4$
  - NaOH
  - $\text{FeSO}_4$
  - $\text{KMnO}_4$
  - $\text{HClO}_4$
  - $\text{NH}_4\text{C}_2\text{H}_3\text{O}_2$  (ammonium acetate)
24. Match each name below with the following microscopic pictures of that compound in aqueous solution.



- barium nitrate
  - sodium chloride
  - potassium carbonate
  - magnesium sulfate
- Which picture best represents  $\text{HNO}_3(aq)$ ? Why aren't any of the pictures a good representation of  $\text{HC}_2\text{H}_3\text{O}_2(aq)$ ?

25. Calcium chloride is a strong electrolyte and is used to “salt” streets in the winter to melt ice and snow. Write a reaction to show how this substance breaks apart when it dissolves in water.
26. Commercial cold packs and hot packs are available for treating athletic injuries. Both types contain a pouch of water and a dry chemical. When the pack is struck, the pouch of water breaks, dissolving the chemical, and the solution becomes either hot or cold. Many hot packs use magnesium sulfate, and many cold packs use ammonium nitrate. Write reactions to show how these strong electrolytes break apart when they dissolve in water.

### Solution Concentration: Molarity

27. Calculate the molarity of each of these solutions.
- A 5.623-g sample of  $\text{NaHCO}_3$  is dissolved in enough water to make 250.0 mL of solution.
  - A 184.6-mg sample of  $\text{K}_2\text{Cr}_2\text{O}_7$  is dissolved in enough water to make 500.0 mL of solution.
  - A 0.1025-g sample of copper metal is dissolved in 35 mL of concentrated  $\text{HNO}_3$  to form  $\text{Cu}^{2+}$  ions and then water is added to make a total volume of 200.0 mL. (Calculate the molarity of  $\text{Cu}^{2+}$ .)
28. A solution of ethanol ( $\text{C}_2\text{H}_5\text{OH}$ ) in water is prepared by dissolving 75.0 mL of ethanol (density =  $0.79 \text{ g/cm}^3$ ) in enough water to make 250.0 mL of solution. What is the molarity of the ethanol in this solution?
29. Calculate the concentration of all ions present in each of the following solutions of strong electrolytes.
- 0.100 mol of  $\text{Ca}(\text{NO}_3)_2$  in 100.0 mL of solution
  - 2.5 mol of  $\text{Na}_2\text{SO}_4$  in 1.25 L of solution
  - 5.00 g of  $\text{NH}_4\text{Cl}$  in 500.0 mL of solution
  - 1.00 g  $\text{K}_3\text{PO}_4$  in 250.0 mL of solution
30. Calculate the concentration of all ions present in each of the following solutions of strong electrolytes.
- 0.0200 mol of sodium phosphate in 10.0 mL of solution
  - 0.300 mol of barium nitrate in 600.0 mL of solution
  - 1.00 g of potassium chloride in 0.500 L of solution
  - 132 g of ammonium sulfate in 1.50 L of solution
31. Which of the following solutions of strong electrolytes contains the largest number of moles of chloride ions: 100.0 mL of 0.30 M  $\text{AlCl}_3$ , 50.0 mL of 0.60 M  $\text{MgCl}_2$ , or 200.0 mL of 0.40 M NaCl?
32. Which of the following solutions of strong electrolytes contains the largest number of ions: 100.0 mL of 0.100 M NaOH, 50.0 mL of 0.200 M  $\text{BaCl}_2$ , or 75.0 mL of 0.150 M  $\text{Na}_3\text{PO}_4$ ?

33. What mass of NaOH is contained in 250.0 mL of a 0.400 M sodium hydroxide solution?
34. If 10. g of  $\text{AgNO}_3$  is available, what volume of 0.25 M  $\text{AgNO}_3$  solution can be prepared?

35. Describe how you would prepare 2.00 L of each of the following solutions.
- 0.250 M NaOH from solid NaOH
  - 0.250 M NaOH from 1.00 M NaOH stock solution
  - 0.100 M  $K_2CrO_4$  from solid  $K_2CrO_4$
  - 0.100 M  $K_2CrO_4$  from 1.75 M  $K_2CrO_4$  stock solution
36. How would you prepare 1.00 L of a 0.50 M solution of each of the following?
- $H_2SO_4$  from “concentrated” (18 M) sulfuric acid
  - HCl from “concentrated” (12 M) reagent
  - $NiCl_2$  from the salt  $NiCl_2 \cdot 6H_2O$
  - $HNO_3$  from “concentrated” (16 M) reagent
  - Sodium carbonate from the pure solid

37. A solution is prepared by dissolving 10.8 g ammonium sulfate in enough water to make 100.0 mL of stock solution. A 10.00-mL sample of this stock solution is added to 50.00 mL of water. Calculate the concentration of ammonium ions and sulfate ions in the final solution.

38. A solution was prepared by mixing 50.00 mL of 0.100 M  $HNO_3$  and 100.00 mL of 0.200 M  $HNO_3$ . Calculate the molarity of the final solution of nitric acid.

39. Calculate the sodium ion concentration when 70.0 mL of 3.0 M sodium carbonate is added to 30.0 mL of 1.0 M sodium bicarbonate.

40. Suppose 50.0 mL of 0.250 M  $CoCl_2$  solution is added to 25.0 mL of 0.350 M  $NiCl_2$  solution. Calculate the concentration, in moles per liter, of each of the ions present after mixing. Assume that the volumes are additive.

41. A solution is prepared by dissolving 0.5842 g oxalic acid ( $H_2C_2O_4$ ) in enough water to make 100.0 mL of solution. A 10.00-mL aliquot (portion) of this solution is then diluted to a final volume of 250.0 mL. What is the final molarity of the oxalic acid solution?

42. A stock solution containing  $Mn^{2+}$  ions was prepared by dissolving 1.584 g pure manganese metal in nitric acid and diluting to a final volume of 1.000 L. The following solutions were then prepared by dilution:

For solution A, 50.00 mL of stock solution was diluted to 1000.0 mL.

For solution B, 10.00 mL of solution A was diluted to 250.0 mL.

For solution C, 10.00 mL of solution B was diluted to 500.0 mL.

Calculate the concentrations of the stock solution and solutions A, B, and C.

### Precipitation Reactions

43. On the basis of the general solubility rules given in Table 4.1, predict which of the following substances are likely to be soluble in water.
- aluminum nitrate
  - magnesium chloride
  - rubidium sulfate
  - nickel(II) hydroxide
  - lead(II) sulfide
  - magnesium hydroxide
  - iron(III) phosphate

44. On the basis of the general solubility rules given in Table 4.1, predict which of the following substances are likely to be soluble in water.

- zinc chloride
- lead(II) nitrate
- lead(II) sulfate
- sodium iodide
- cobalt(III) sulfide
- chromium(III) hydroxide
- magnesium carbonate
- ammonium carbonate

45. When the following solutions are mixed together, what precipitate (if any) will form?

- $FeSO_4(aq) + KCl(aq)$
- $Al(NO_3)_3(aq) + Ba(OH)_2(aq)$
- $CaCl_2(aq) + Na_2SO_4(aq)$
- $K_2S(aq) + Ni(NO_3)_2(aq)$

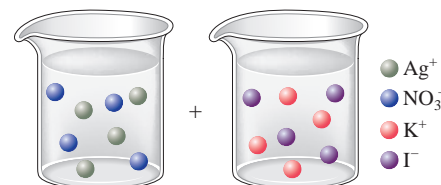
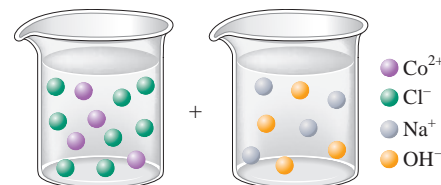
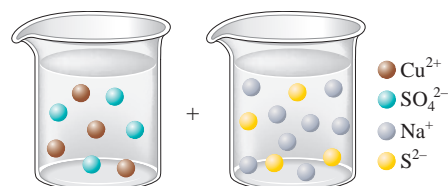
46. When the following solutions are mixed together, what precipitate (if any) will form?

- $Hg_2(NO_3)_2(aq) + CuSO_4(aq)$
- $Ni(NO_3)_2(aq) + CaCl_2(aq)$
- $K_2CO_3(aq) + MgI_2(aq)$
- $Na_2CrO_4(aq) + AlBr_3(aq)$

47. For the reactions in Exercise 45, write the balanced formula equation, complete ionic equation, and net ionic equation. If no precipitate forms, write “No reaction.”

48. For the reactions in Exercise 46, write the balanced formula equation, complete ionic equation, and net ionic equation. If no precipitate forms, write “No reaction.”

49. Write the balanced formula and net ionic equation for the reaction that occurs when the contents of the two beakers are added together. What colors represent the spectator ions in each reaction?



50. Give an example how each of the following insoluble ionic compounds could be produced using a precipitation reaction. Write the balanced formula equation for each reaction.

- $\text{Fe}(\text{OH})_3(s)$
- $\text{Hg}_2\text{Cl}_2(s)$
- $\text{PbSO}_4(s)$
- $\text{BaCrO}_4(s)$

51. Write net ionic equations for the reaction, if any, that occurs when aqueous solutions of the following are mixed.

- ammonium sulfate and barium nitrate
- lead(II) nitrate and sodium chloride
- sodium phosphate and potassium nitrate
- sodium bromide and rubidium chloride
- copper(II) chloride and sodium hydroxide

52. Write net ionic equations for the reaction, if any, that occurs when aqueous solutions of the following are mixed.

- chromium(III) chloride and sodium hydroxide
- silver nitrate and ammonium carbonate
- copper(II) sulfate and mercury(I) nitrate
- strontium nitrate and potassium iodide

53. Separate samples of a solution of an unknown soluble ionic compound are treated with  $\text{KCl}$ ,  $\text{Na}_2\text{SO}_4$ , and  $\text{NaOH}$ . A precipitate forms only when  $\text{Na}_2\text{SO}_4$  is added. Which cations could be present in the unknown soluble ionic compound?

54. A sample may contain any or all of the following ions:  $\text{Hg}_2^{2+}$ ,  $\text{Ba}^{2+}$ , and  $\text{Mn}^{2+}$ .

- No precipitate formed when an aqueous solution of  $\text{NaCl}$  was added to the sample solution.
- No precipitate formed when an aqueous solution of  $\text{Na}_2\text{SO}_4$  was added to the sample solution.
- A precipitate formed when the sample solution was made basic with  $\text{NaOH}$ .

Which ion or ions are present in the sample solution?

55. What mass of  $\text{Na}_2\text{CrO}_4$  is required to precipitate all of the silver ions from 75.0 mL of a 0.100  $M$  solution of  $\text{AgNO}_3$ ?

56. What volume of 0.100  $M$   $\text{Na}_3\text{PO}_4$  is required to precipitate all the lead(II) ions from 150.0 mL of 0.250  $M$   $\text{Pb}(\text{NO}_3)_2$ ?

57. What mass of solid aluminum hydroxide can be produced when 50.0 mL of 0.200  $M$   $\text{Al}(\text{NO}_3)_3$  is added to 200.0 mL of 0.100  $M$   $\text{KOH}$ ?

58. What mass of barium sulfate can be produced when 100.0 mL of a 0.100  $M$  solution of barium chloride is mixed with 100.0 mL of a 0.100  $M$  solution of iron(III) sulfate?

59. What mass of solid  $\text{AgBr}$  is produced when 100.0 mL of 0.150  $M$   $\text{AgNO}_3$  is added to 20.0 mL of 1.00  $M$   $\text{NaBr}$ ?

60. What mass of silver chloride can be prepared by the reaction of 100.0 mL of 0.20  $M$  silver nitrate with 100.0 mL of 0.15  $M$  calcium chloride? Calculate the concentrations of each ion remaining in solution after precipitation is complete.

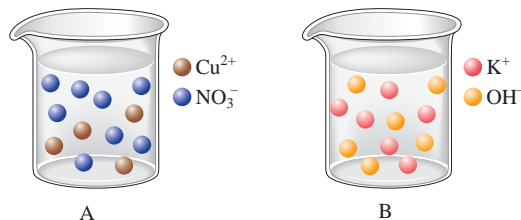
61. A 100.0-mL aliquot of 0.200  $M$  aqueous potassium hydroxide is mixed with 100.0 mL of 0.200  $M$  aqueous magnesium nitrate.

- Write a balanced chemical equation for any reaction that occurs.
- What precipitate forms?

c. What mass of precipitate is produced?

d. Calculate the concentration of each ion remaining in solution after precipitation is complete.

62. The drawings below represent aqueous solutions. Solution A is 2.00 L of a 2.00  $M$  aqueous solution of copper(II) nitrate. Solution B is 2.00 L of a 3.00  $M$  aqueous solution of potassium hydroxide.



a. Draw a picture of the solution made by mixing solutions A and B together after the precipitation reaction takes place. Make sure this picture shows the correct relative volume compared to solutions A and B, and the correct relative number of ions, along with the correct relative amount of solid formed.

b. Determine the concentrations (in  $M$ ) of all ions left in solution (from part a) and the mass of solid formed.

63. A 1.42-g sample of a pure compound, with formula  $\text{M}_2\text{SO}_4$ , was dissolved in water and treated with an excess of aqueous calcium chloride, resulting in the precipitation of all the sulfate ions as calcium sulfate. The precipitate was collected, dried, and found to weigh 1.36 g. Determine the atomic mass of M, and identify M.

64. You are given a 1.50-g mixture of sodium nitrate and sodium chloride. You dissolve this mixture into 100 mL of water and then add an excess of 0.500  $M$  silver nitrate solution. You produce a white solid, which you then collect, dry, and measure. The white solid has a mass of 0.641 g.

a. If you had an extremely magnified view of the solution (to the atomic-molecular level), list the species you would see (include charges, if any).

b. Write the balanced net ionic equation for the reaction that produces the solid. Include phases and charges.

c. Calculate the percent sodium chloride in the original unknown mixture.

### Acid-Base Reactions

65. Write the balanced formula, complete ionic, and net ionic equations for each of the following acid-base reactions.

- $\text{HClO}_4(aq) + \text{Mg}(\text{OH})_2(s) \rightarrow$
- $\text{HCN}(aq) + \text{NaOH}(aq) \rightarrow$
- $\text{HCl}(aq) + \text{NaOH}(aq) \rightarrow$

66. Write the balanced formula, complete ionic, and net ionic equations for each of the following acid-base reactions.

- $\text{HNO}_3(aq) + \text{Al}(\text{OH})_3(s) \rightarrow$
- $\text{HC}_2\text{H}_3\text{O}_2(aq) + \text{KOH}(aq) \rightarrow$
- $\text{Ca}(\text{OH})_2(aq) + \text{HCl}(aq) \rightarrow$

67. Write the balanced formula equation for the acid-base reactions that occur when the following are mixed.

- potassium hydroxide (aqueous) and nitric acid
- barium hydroxide (aqueous) and hydrochloric acid

- c. perchloric acid [ $\text{HClO}_4(\text{aq})$ ] and solid iron(III) hydroxide  
 d. solid silver hydroxide and hydrobromic acid  
 e. aqueous strontium hydroxide and hydroiodic acid
68. What acid and what base would react in aqueous solution so that the following salts appear as products in the formula equation? Write the balanced formula equation for each reaction.
- potassium perchlorate
  - cesium nitrate
  - calcium iodide
- 
69. What volume of each of the following acids will react completely with 50.00 mL of 0.200 M NaOH?
- 0.100 M HCl
  - 0.150 M  $\text{HNO}_3$
  - 0.200 M  $\text{HC}_2\text{H}_3\text{O}_2$  (1 acidic hydrogen)
70. What volume of each of the following bases will react completely with 25.00 mL of 0.200 M HCl?
- 0.100 M NaOH
  - 0.0500 M  $\text{Ba}(\text{OH})_2$
  - 0.250 M KOH

71. Hydrochloric acid (75.0 mL of 0.250 M) is added to 225.0 mL of 0.0550 M  $\text{Ba}(\text{OH})_2$  solution. What is the concentration of the excess  $\text{H}^+$  or  $\text{OH}^-$  ions left in this solution?

72. A student mixes four reagents together, thinking that the solutions will neutralize each other. The solutions mixed together are 50.0 mL of 0.100 M hydrochloric acid, 100.0 mL of 0.200 M of nitric acid, 500.0 mL of 0.0100 M calcium hydroxide, and 200.0 mL of 0.100 M rubidium hydroxide. Did the acids and bases exactly neutralize each other? If not, calculate the concentration of excess  $\text{H}^+$  or  $\text{OH}^-$  ions left in solution.

73. A 25.00-mL sample of hydrochloric acid solution requires 24.16 mL of 0.106 M sodium hydroxide for complete neutralization. What is the concentration of the original hydrochloric acid solution?

74. A 10.00-mL sample of vinegar, an aqueous solution of acetic acid ( $\text{HC}_2\text{H}_3\text{O}_2$ ), is titrated with 0.5062 M NaOH, and 16.58 mL is required to reach the equivalence point.

- What is the molarity of the acetic acid?
- If the density of the vinegar is 1.006 g/cm<sup>3</sup>, what is the mass percent of acetic acid in the vinegar?

75. What volume of 0.0200 M calcium hydroxide is required to neutralize 35.00 mL of 0.0500 M nitric acid?

76. A 30.0-mL sample of an unknown strong base is neutralized after the addition of 12.0 mL of a 0.150 M  $\text{HNO}_3$  solution. If the unknown base concentration is 0.0300 M, give some possible identities for the unknown base.

77. A student titrates an unknown amount of potassium hydrogen phthalate ( $\text{KHC}_8\text{H}_4\text{O}_4$ , often abbreviated KHP) with 20.46 mL of a 0.1000 M NaOH solution. KHP (molar mass = 204.22 g/mol) has one acidic hydrogen. What mass of KHP was titrated (reacted completely) by the sodium hydroxide solution?

78. The concentration of a certain sodium hydroxide solution was determined by using the solution to titrate a sample of potassium hydrogen phthalate (abbreviated as KHP). KHP is an acid with one acidic hydrogen and a molar mass of 204.22 g/mol. In the

titration, 34.67 mL of the sodium hydroxide solution was required to react with 0.1082 g KHP. Calculate the molarity of the sodium hydroxide.

### Oxidation–Reduction Reactions

79. Assign oxidation states for all atoms in each of the following compounds.

- |  |  |
|--|--|
| a. $\text{KMnO}_4$                     | f. $\text{Fe}_3\text{O}_4$             |
| b. $\text{NiO}_2$                      | g. $\text{XeOF}_4$                     |
| c. $\text{Na}_4\text{Fe}(\text{OH})_6$ | h. $\text{SF}_4$                       |
| d. $(\text{NH}_4)_2\text{HPO}_4$       | i. CO                                  |
| e. $\text{P}_4\text{O}_6$              | j. $\text{C}_6\text{H}_{12}\text{O}_6$ |

80. Assign oxidation states for all atoms in each of the following compounds.

- |                            |                                      |
|----------------------------|--------------------------------------|
| a. $\text{UO}_2^{2+}$      | f. $\text{Mg}_2\text{P}_2\text{O}_7$ |
| b. $\text{As}_2\text{O}_3$ | g. $\text{Na}_2\text{S}_2\text{O}_3$ |
| c. $\text{NaBiO}_3$        | h. $\text{Hg}_2\text{Cl}_2$          |
| d. $\text{As}_4$           | i. $\text{Ca}(\text{NO}_3)_2$        |
| e. $\text{HAsO}_2$         |                                      |

81. Assign the oxidation state for nitrogen in each of the following.

- |                           |                    |
|---------------------------|--------------------|
| a. $\text{Li}_3\text{N}$  | f. $\text{NO}_2$   |
| b. $\text{NH}_3$          | g. $\text{NO}_2^-$ |
| c. $\text{N}_2\text{H}_4$ | h. $\text{NO}_3^-$ |
| d. NO                     | i. $\text{N}_2$    |
| e. $\text{N}_2\text{O}$   |                    |

82. Assign oxidation numbers to all the atoms in each of the following.

- |                              |  |
|------------------------------|--|
| a. $\text{SrCr}_2\text{O}_7$ | g. $\text{PbSO}_3$                           |
| b. $\text{CuCl}_2$           | h. $\text{PbO}_2$                            |
| c. $\text{O}_2$              | i. $\text{Na}_2\text{C}_2\text{O}_4$         |
| d. $\text{H}_2\text{O}_2$    | j. CO  |
| e. $\text{MgCO}_3$           | k. $(\text{NH}_4)_2\text{Ce}(\text{SO}_4)_3$ |
| f. Ag                        | l. $\text{Cr}_2\text{O}_3$                   |

83. Specify which of the following are oxidation–reduction reactions, and identify the oxidizing agent, the reducing agent, the substance being oxidized, and the substance being reduced.

- $\text{Cu}(s) + 2\text{Ag}^+(aq) \rightarrow 2\text{Ag}(s) + \text{Cu}^{2+}(aq)$
- $\text{HCl}(g) + \text{NH}_3(g) \rightarrow \text{NH}_4\text{Cl}(s)$
- $\text{SiCl}_4(l) + 2\text{H}_2\text{O}(l) \rightarrow 4\text{HCl}(aq) + \text{SiO}_2(s)$
- $\text{SiCl}_4(l) + 2\text{Mg}(s) \rightarrow 2\text{MgCl}_2(s) + \text{Si}(s)$
- $\text{Al}(\text{OH})_4^-(aq) \rightarrow \text{AlO}_2^-(aq) + 2\text{H}_2\text{O}(l)$

84. Specify which of the following equations represent oxidation–reduction reactions, and indicate the oxidizing agent, the reducing agent, the species being oxidized, and the species being reduced.

- $\text{CH}_4(g) + \text{H}_2\text{O}(g) \rightarrow \text{CO}(g) + 3\text{H}_2(g)$
- $2\text{AgNO}_3(aq) + \text{Cu}(s) \rightarrow \text{Cu}(\text{NO}_3)_2(aq) + 2\text{Ag}(s)$
- $\text{Zn}(s) + 2\text{HCl}(aq) \rightarrow \text{ZnCl}_2(aq) + \text{H}_2(g)$
- $2\text{H}^+(aq) + 2\text{CrO}_4^{2-}(aq) \rightarrow \text{Cr}_2\text{O}_7^{2-}(aq) + \text{H}_2\text{O}(l)$

85. Consider the reaction between sodium metal and fluorine ( $\text{F}_2$ ) gas to form sodium fluoride. Using oxidation states, how many electrons would each sodium atom lose, and how many electrons would each fluorine atom gain? How many sodium atoms are needed to react with one fluorine molecule? Write a balanced equation for this reaction.

86. Consider the reaction between oxygen ( $O_2$ ) gas and magnesium metal to form magnesium oxide. Using oxidation states, how many electrons would each oxygen atom gain, and how many electrons would each magnesium atom lose? How many magnesium atoms are needed to react with one oxygen molecule? Write a balanced equation for this reaction.
87. Balance each of the following oxidation–reduction reactions by using the oxidation states method.
- $C_2H_6(g) + O_2(g) \rightarrow CO_2(g) + H_2O(g)$
  - $Mg(s) + HCl(aq) \rightarrow Mg^{2+}(aq) + Cl^-(aq) + H_2(g)$
  - $Co^{3+}(aq) + Ni(s) \rightarrow Co^{2+}(aq) + Ni^{2+}(aq)$
  - $Zn(s) + H_2SO_4(aq) \rightarrow ZnSO_4(aq) + H_2(g)$
88. Balance each of the following oxidation–reduction reactions by using the oxidation states method.
- $Cl_2(g) + Al(s) \rightarrow Al^{3+}(aq) + Cl^-(aq)$
  - $O_2(g) + H_2O(l) + Pb(s) \rightarrow Pb(OH)_2(s)$
  - $H^+(aq) + MnO_4^-(aq) + Fe^{2+}(aq) \rightarrow Mn^{2+}(aq) + Fe^{3+}(aq) + H_2O(l)$

### ► Connecting to Biochemistry

89. An average human being has about 5.0 L of blood in his or her body. If an average person were to eat 32.0 g of sugar (sucrose,  $C_{12}H_{22}O_{11}$ , 342.30 g/mol), and all that sugar were dissolved into the bloodstream, how would the molarity of the blood sugar change?
90. The soda you are drinking contains 0.5% by mass sodium benzoate as a preservative. What approximate mass of sodium benzoate is contained in 1.00 L of the solution assuming that the density of the soda is 1.00 g/mL (the approximate density of water)?
91. A standard solution is prepared for the analysis of fluoxymesterone ( $C_{20}H_{29}FO_3$ ), an anabolic steroid. A stock solution is first prepared by dissolving 10.0 mg of fluoxymesterone in enough water to give a total volume of 500.0 mL. A 100.0- $\mu$ L aliquot (portion) of this solution is diluted to a final volume of 100.0 mL. Calculate the concentration of the final solution in terms of molarity.
92. Many plants are poisonous because their stems and leaves contain oxalic acid ( $H_2C_2O_4$ ) or sodium oxalate ( $Na_2C_2O_4$ ); when ingested, these substances cause swelling of the respiratory tract and suffocation. A standard analysis for determining the amount of oxalate ion ( $C_2O_4^{2-}$ ) in a sample is to precipitate this species as calcium oxalate, which is insoluble in water. Write the net ionic equation for the reaction between sodium oxalate and calcium chloride ( $CaCl_2$ ) in aqueous solution.
93. Chlorisondamine chloride ( $C_{14}H_{20}Cl_6N_2$ ) is a drug used in the treatment of hypertension. A 1.28-g sample of a medication containing the drug was treated to destroy the organic material and to release all the chlorine as chloride ion. When the filtered solution containing chloride ion was treated with an excess of silver nitrate, 0.104 g silver chloride was recovered. Calculate the mass percent of chlorisondamine chloride in the medication, assuming the drug is the only source of chloride.
94. Saccharin ( $C_7H_5NO_3S$ ) is sometimes dispensed in tablet form. Ten tablets with a total mass of 0.5894 g were dissolved in water. The saccharin was oxidized to convert all the sulfur to sulfate ion, which was precipitated by adding an excess of barium chloride solution. The mass of  $BaSO_4$  obtained was 0.5032 g. What is the average mass of saccharin per tablet? What is the average mass percent of saccharin in the tablets?
95. Some of the substances commonly used in stomach antacids are  $MgO$ ,  $Mg(OH)_2$ , and  $Al(OH)_3$ .
- Write a balanced equation for the neutralization of hydrochloric acid by each of these substances.
  - Which of these substances will neutralize the greatest amount of 0.10 M HCl per gram?
96. Acetylsalicylic acid is the active ingredient in aspirin. It took 35.17 mL of 0.5065 M sodium hydroxide to react completely with 3.210 g of acetylsalicylic acid. Acetylsalicylic acid has one acidic hydrogen. What is the molar mass of acetylsalicylic acid?
97. When organic compounds containing sulfur are burned, sulfur dioxide is produced. The amount of  $SO_2$  formed can be determined by reaction with hydrogen peroxide:
- $$H_2O_2(aq) + SO_2(g) \longrightarrow H_2SO_4(aq)$$
- The resulting sulfuric acid is then titrated with a standard NaOH solution. A 1.325-g sample of coal is burned and the  $SO_2$  collected in a solution of hydrogen peroxide. It took 28.44 mL of 0.1000 M NaOH to neutralize the resulting sulfuric acid. Calculate the mass percent of sulfur in the coal sample. Sulfuric acid has two acidic hydrogens.
98. The blood alcohol ( $C_2H_5OH$ ) level can be determined by titrating a sample of blood plasma with an acidic potassium dichromate solution, resulting in the production of  $Cr^{3+}(aq)$  and carbon dioxide. The reaction can be monitored because the dichromate ion ( $Cr_2O_7^{2-}$ ) is orange in solution, and the  $Cr^{3+}$  ion is green. The balanced equation is
- $$16H^+(aq) + 2Cr_2O_7^{2-}(aq) + C_2H_5OH(aq) \longrightarrow 4Cr^{3+}(aq) + 2CO_2(g) + 11H_2O(l)$$
- This reaction is an oxidation–reduction reaction. What species is reduced, and what species is oxidized? How many electrons are transferred in the balanced equation above?

### ► Additional Exercises

99. You wish to prepare 1 L of a 0.02 M potassium iodate solution. You require that the final concentration be within 1% of 0.02 M and that the concentration must be known accurately to the fourth decimal place. How would you prepare this solution? Specify the glassware you would use, the accuracy needed for the balance, and the ranges of acceptable masses of  $KIO_3$  that can be used.
100. A 230.-mL sample of a 0.275 M  $CaCl_2$  solution is left on a hot plate overnight; the following morning, the solution is 1.10 M. What volume of water evaporated from the 0.275 M  $CaCl_2$  solution?
101. Using the general solubility rules given in Table 4.1, name three reagents that would form precipitates with each of the following ions in aqueous solution. Write the net ionic equation for each of your suggestions.
- chloride ion
  - calcium ion
  - iron(III) ion
  - sulfate ion
  - mercury(I) ion,  $Hg_2^{2+}$
  - silver ion

102. Consider a 1.50-g mixture of magnesium nitrate and magnesium chloride. After dissolving this mixture in water, 0.500 M silver nitrate is added dropwise until precipitate formation is complete. The mass of the white precipitate formed is 0.641 g.
- Calculate the mass percent of magnesium chloride in the mixture.
  - Determine the minimum volume of silver nitrate that must have been added to ensure complete formation of the precipitate.
103. A 1.00-g sample of an alkaline earth metal chloride is treated with excess silver nitrate. All of the chloride is recovered as 1.38 g of silver chloride. Identify the metal.
104. A mixture contains only NaCl and  $\text{Al}_2(\text{SO}_4)_3$ . A 1.45-g sample of the mixture is dissolved in water and an excess of NaOH is added, producing a precipitate of  $\text{Al}(\text{OH})_3$ . The precipitate is filtered, dried, and weighed. The mass of the precipitate is 0.107 g. What is the mass percent of  $\text{Al}_2(\text{SO}_4)_3$  in the sample?
105. The thallium (present as  $\text{Tl}_2\text{SO}_4$ ) in a 9.486-g pesticide sample was precipitated as thallium(I) iodide. Calculate the mass percent of  $\text{Tl}_2\text{SO}_4$  in the sample if 0.1824 g of TII was recovered.
106. A mixture contains only NaCl and  $\text{Fe}(\text{NO}_3)_3$ . A 0.456-g sample of the mixture is dissolved in water, and an excess of NaOH is added, producing a precipitate of  $\text{Fe}(\text{OH})_3$ . The precipitate is filtered, dried, and weighed. Its mass is 0.107 g. Calculate the following.
- the mass of iron in the sample
  - the mass of  $\text{Fe}(\text{NO}_3)_3$  in the sample
  - the mass percent of  $\text{Fe}(\text{NO}_3)_3$  in the sample
107. A student added 50.0 mL of an NaOH solution to 100.0 mL of 0.400 M HCl. The solution was then treated with an excess of aqueous chromium(III) nitrate, resulting in formation of 2.06 g of precipitate. Determine the concentration of the NaOH solution.
108. When hydrochloric acid reacts with magnesium metal, hydrogen gas and aqueous magnesium chloride are produced. What volume of 5.0 M HCl is required to react completely with 3.00 g of magnesium?
109. A 2.20-g sample of an unknown acid (empirical formula =  $\text{C}_3\text{H}_4\text{O}_3$ ) is dissolved in 1.0 L of water. A titration required 25.0 mL of 0.500 M NaOH to react completely with all the acid present. Assuming the unknown acid has one acidic proton per molecule, what is the molecular formula of the unknown acid?
110. Carminic acid, a naturally occurring red pigment extracted from the cochineal insect, contains only carbon, hydrogen, and oxygen. It was commonly used as a dye in the first half of the nineteenth century. It is 53.66% C and 4.09% H by mass. A titration required 18.02 mL of 0.0406 M NaOH to neutralize 0.3602 g carminic acid. Assuming that there is only one acidic hydrogen per molecule, what is the molecular formula of carminic acid?
111. Douglasite is a mineral with the formula  $2\text{KCl} \cdot \text{FeCl}_2 \cdot 2\text{H}_2\text{O}$ . Calculate the mass percent of douglasite in a 455.0-mg sample if it took 37.20 mL of a 0.1000 M  $\text{AgNO}_3$  solution to precipitate all the  $\text{Cl}^-$  as  $\text{AgCl}$ . Assume the douglasite is the only source of chloride ion.
112. Many oxidation–reduction reactions can be balanced by inspection. Try to balance the following reactions by inspection. In each reaction, identify the substance reduced and the substance oxidized.

- $\text{Al}(s) + \text{HCl}(aq) \rightarrow \text{AlCl}_3(aq) + \text{H}_2(g)$
- $\text{CH}_4(g) + \text{S}(s) \rightarrow \text{CS}_2(l) + \text{H}_2\text{S}(g)$
- $\text{C}_3\text{H}_8(g) + \text{O}_2(g) \rightarrow \text{CO}_2(g) + \text{H}_2\text{O}(l)$
- $\text{Cu}(s) + \text{Ag}^+(aq) \rightarrow \text{Ag}(s) + \text{Cu}^{2+}(aq)$

## ► Challenge Problems

113. The units of parts per million (ppm) and parts per billion (ppb) are commonly used by environmental chemists. In general, 1 ppm means 1 part of solute for every  $10^6$  parts of solution. Mathematically, by mass:

$$\text{ppm} = \frac{\mu\text{g solute}}{\text{g solution}} = \frac{\text{mg solute}}{\text{kg solution}}$$

In the case of very dilute aqueous solutions, a concentration of 1.0 ppm is equal to 1.0  $\mu\text{g}$  of solute per 1.0 mL, which equals 1.0 g solution. Parts per billion is defined in a similar fashion. Calculate the molarity of each of the following aqueous solutions.

- 5.0 ppb Hg in  $\text{H}_2\text{O}$
  - 1.0 ppb  $\text{CHCl}_3$  in  $\text{H}_2\text{O}$
  - 10.0 ppm As in  $\text{H}_2\text{O}$
  - 0.10 ppm DDT ( $\text{C}_{14}\text{H}_9\text{Cl}_5$ ) in  $\text{H}_2\text{O}$
114. In the spectroscopic analysis of many substances, a series of standard solutions of known concentration are measured to generate a calibration curve. How would you prepare standard solutions containing 10.0, 25.0, 50.0, 75.0, and 100. ppm of copper from a commercially produced 1000.0-ppm solution? Assume each solution has a final volume of 100.0 mL. (See Exercise 113 for definitions.)
115. In most of its ionic compounds, cobalt is either Co(II) or Co(III). One such compound, containing chloride ion and waters of hydration, was analyzed, and the following results were obtained. A 0.256-g sample of the compound was dissolved in water, and excess silver nitrate was added. The silver chloride was filtered, dried, and weighed, and it had a mass of 0.308 g. A second sample of 0.416 g of the compound was dissolved in water, and an excess of sodium hydroxide was added. The hydroxide salt was filtered and heated in a flame, forming cobalt(III) oxide. The mass of cobalt(III) oxide formed was 0.145 g.
- What is the percent composition, by mass, of the compound?
  - Assuming the compound contains one cobalt ion per formula unit, what is the formula?
  - Write balanced equations for the three reactions described.
116. Polychlorinated biphenyls (PCBs) have been used extensively as dielectric materials in electrical transformers. Because PCBs have been shown to be potentially harmful, analysis for their presence in the environment has become very important. PCBs are manufactured according to the following generic reaction:
- $$\text{C}_{12}\text{H}_{10} + n\text{Cl}_2 \rightarrow \text{C}_{12}\text{H}_{10-n}\text{Cl}_n + n\text{HCl}$$
- This reaction results in a mixture of PCB products. The mixture is analyzed by decomposing the PCBs and then precipitating the resulting  $\text{Cl}^-$  as  $\text{AgCl}$ .
- Develop a general equation that relates the average value of  $n$  to the mass of a given mixture of PCBs and the mass of  $\text{AgCl}$  produced.
  - A 0.1947-g sample of a commercial PCB yielded 0.4791 g of  $\text{AgCl}$ . What is the average value of  $n$  for this sample?

117. Consider the reaction of 19.0 g of zinc with excess silver nitrite to produce silver metal and zinc nitrite. The reaction is stopped before all the zinc metal has reacted and 29.0 g of solid metal is present. Calculate the mass of each metal in the 29.0-g mixture.
118. A mixture contains only sodium chloride and potassium chloride. A 0.1586-g sample of the mixture was dissolved in water. It took 22.90 mL of 0.1000 *M* AgNO<sub>3</sub> to completely precipitate all the chloride present. What is the composition (by mass percent) of the mixture?
119. You are given a solid that is a mixture of Na<sub>2</sub>SO<sub>4</sub> and K<sub>2</sub>SO<sub>4</sub>. A 0.205-g sample of the mixture is dissolved in water. An excess of an aqueous solution of BaCl<sub>2</sub> is added. The BaSO<sub>4</sub> that is formed is filtered, dried, and weighed. Its mass is 0.298 g. What mass of SO<sub>4</sub><sup>2-</sup> ion is in the sample? What is the mass percent of SO<sub>4</sub><sup>2-</sup> ion in the sample? What are the percent compositions by mass of Na<sub>2</sub>SO<sub>4</sub> and K<sub>2</sub>SO<sub>4</sub> in the sample?
120. Zinc and magnesium metal each react with hydrochloric acid according to the following equations:



A 10.00-g mixture of zinc and magnesium is reacted with the stoichiometric amount of hydrochloric acid. The reaction mixture is then reacted with 156 mL of 3.00 *M* silver nitrate to produce the maximum possible amount of silver chloride.

- a. Determine the percent magnesium by mass in the original mixture.
- b. If 78.0 mL of HCl was added, what was the concentration of the HCl?
121. You made 100.0 mL of a lead(II) nitrate solution for lab but forgot to cap it. The next lab session you noticed that there was only 80.0 mL left (the rest had evaporated). In addition, you forgot the initial concentration of the solution. You decide to take 2.00 mL of the solution and add an excess of a concentrated sodium chloride solution. You obtain a solid with a mass of 3.407 g. What was the concentration of the original lead(II) nitrate solution?
122. Consider reacting copper(II) sulfate with iron. Two possible reactions can occur, as represented by the following equations.
- $$\text{copper(II) sulfate}(aq) + \text{iron}(s) \longrightarrow \text{copper}(s) + \text{iron(II) sulfate}(aq)$$
- $$\text{copper(II) sulfate}(aq) + \text{iron}(s) \longrightarrow \text{copper}(s) + \text{iron(III) sulfate}(aq)$$
- You place 87.7 mL of a 0.500 *M* solution of copper(II) sulfate in a beaker. You then add 2.00 g of iron filings to the copper(II) sulfate solution. After one of the above reactions occurs, you isolate 2.27 g of copper. Which equation above describes the reaction that occurred? Support your answer.
123. Consider an experiment in which two burets, Y and Z, are simultaneously draining into a beaker that initially contained 275.0 mL of 0.300 *M* HCl. Buret Y contains 0.150 *M* NaOH and buret Z contains 0.250 *M* KOH. The stoichiometric point in the titration is reached 60.65 minutes after Y and Z were started simultaneously. The total volume in the beaker at the stoichiometric point is 655 mL. Calculate the flow rates of burets Y and Z. Assume the flow rates remain constant during the experiment.

124. Complete and balance each acid–base reaction.
- a.  $\text{H}_3\text{PO}_4(aq) + \text{NaOH}(aq) \rightarrow$   
Contains three acidic hydrogens
- b.  $\text{H}_2\text{SO}_4(aq) + \text{Al}(\text{OH})_3(s) \rightarrow$   
Contains two acidic hydrogens
- c.  $\text{H}_2\text{Se}(aq) + \text{Ba}(\text{OH})_2(aq) \rightarrow$   
Contains two acidic hydrogens
- d.  $\text{H}_2\text{C}_2\text{O}_4(aq) + \text{NaOH}(aq) \rightarrow$   
Contains two acidic hydrogens
125. What volume of 0.0521 *M* Ba(OH)<sub>2</sub> is required to neutralize exactly 14.20 mL of 0.141 *M* H<sub>3</sub>PO<sub>4</sub>? Phosphoric acid contains three acidic hydrogens.
126. A 10.00-mL sample of sulfuric acid from an automobile battery requires 35.08 mL of 2.12 *M* sodium hydroxide solution for complete neutralization. What is the molarity of the sulfuric acid? Sulfuric acid contains two acidic hydrogens.
127. A 0.500-L sample of H<sub>2</sub>SO<sub>4</sub> solution was analyzed by taking a 100.0-mL aliquot and adding 50.0 mL of 0.213 *M* NaOH. After the reaction occurred, an excess of OH<sup>-</sup> ions remained in the solution. The excess base required 13.21 mL of 0.103 *M* HCl for neutralization. Calculate the molarity of the original sample of H<sub>2</sub>SO<sub>4</sub>. Sulfuric acid has two acidic hydrogens.
128. A 6.50-g sample of a diprotic acid requires 137.5 mL of a 0.750 *M* NaOH solution for complete neutralization. Determine the molar mass of the acid.
129. Citric acid, which can be obtained from lemon juice, has the molecular formula C<sub>6</sub>H<sub>8</sub>O<sub>7</sub>. A 0.250-g sample of citric acid dissolved in 25.0 mL of water requires 37.2 mL of 0.105 *M* NaOH for complete neutralization. What number of acidic hydrogens per molecule does citric acid have?
130. A stream flows at a rate of 5.00 × 10<sup>4</sup> liters per second (L/s) upstream of a manufacturing plant. The plant discharges 3.50 × 10<sup>3</sup> L/s of water that contains 65.0 ppm HCl into the stream. (See Exercise 113 for definitions.)
- a. Calculate the stream's total flow rate downstream from this plant.
- b. Calculate the concentration of HCl in ppm downstream from this plant.
- c. Further downstream, another manufacturing plant diverts 1.80 × 10<sup>4</sup> L/s of water from the stream for its own use. This plant must first neutralize the acid and does so by adding lime:
- $$\text{CaO}(s) + 2\text{H}^+(aq) \longrightarrow \text{Ca}^{2+}(aq) + \text{H}_2\text{O}(l)$$
- What mass of CaO is consumed in an 8.00-h work day by this plant?
- d. The original stream water contained 10.2 ppm Ca<sup>2+</sup>. Although no calcium was in the waste water from the first plant, the waste water of the second plant contains Ca<sup>2+</sup> from the neutralization process. If 90.0% of the water used by the second plant is returned to the stream, calculate the concentration of Ca<sup>2+</sup> in ppm downstream of the second plant.
131. It took 25.06 ± 0.05 mL of a sodium hydroxide solution to titrate a 0.4016-g sample of KHP (see Exercise 77). Calculate the concentration and uncertainty in the concentration of the sodium hydroxide solution. (See Appendix 1.5.) Neglect any uncertainty in the mass.

## ► Integrative Problems

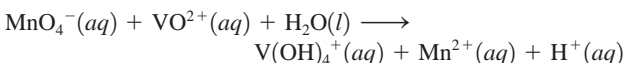
These problems require the integration of multiple concepts to find the solutions.

**132.** Tris(pentafluorophenyl)borane, commonly known by its acronym BARF, is frequently used to initiate polymerization of ethylene or propylene in the presence of a catalytic transition metal compound. It is composed solely of C, F, and B; it is 42.23% C by mass and 55.66% F by mass.

- What is the empirical formula of BARF?
- A 2.251-g sample of BARF dissolved in 347.0 mL of solution produces a 0.01267 M solution. What is the molecular formula of BARF?

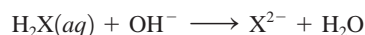
**133.** In a 1-L beaker, 203 mL of 0.307 M ammonium chromate was mixed with 137 mL of 0.269 M chromium(III) nitrite to produce ammonium nitrite and chromium(III) chromate. Write the balanced chemical reaction occurring here. If the percent yield of the reaction was 88.0%, what mass of chromium(III) chromate was isolated?

**134.** The vanadium in a sample of ore is converted to  $\text{VO}^{2+}$ . The  $\text{VO}^{2+}$  ion is subsequently titrated with  $\text{MnO}_4^-$  in acidic solution to form  $\text{V}(\text{OH})_4^+$  and manganese(II) ion. The unbalanced titration reaction is



To titrate the solution, 26.45 mL of 0.02250 M  $\text{MnO}_4^-$  was required. If the mass percent of vanadium in the ore was 58.1%, what was the mass of the ore sample? *Hint:* Balance the titration reaction by the oxidation states method.

**135.** The unknown acid  $\text{H}_2\text{X}$  can be neutralized completely by  $\text{OH}^-$  according to the following (unbalanced) equation:



The ion formed as a product,  $\text{X}^{2-}$ , was shown to have 36 total electrons. What is element X? Propose a name for  $\text{H}_2\text{X}$ . To completely neutralize a sample of  $\text{H}_2\text{X}$ , 35.6 mL of 0.175 M  $\text{OH}^-$  solution was required. What was the mass of the  $\text{H}_2\text{X}$  sample used?

## ► Marathon Problems

These problems are designed to incorporate several concepts and techniques into one situation.

**136.** Three students were asked to find the identity of the metal in a particular sulfate salt. They dissolved a 0.1472-g sample of the salt in water and treated it with excess barium chloride, resulting in the precipitation of barium sulfate. After the precipitate had been filtered and dried, it weighed 0.2327 g.

Each student analyzed the data independently and came to different conclusions. Pat decided that the metal was titanium. Chris thought it was sodium. Randy reported that it was gallium. What formula did each student assign to the sulfate salt?

Look for information on the sulfates of gallium, sodium, and titanium in this text and reference books such as the *CRC Handbook of Chemistry and Physics*. What further tests would you suggest to determine which student is most likely correct?

**137.** You have two 500.0-mL aqueous solutions. Solution A is a solution of a metal nitrate that is 8.246% nitrogen by mass. The ionic compound in solution B consists of potassium, chromium, and oxygen; chromium has an oxidation state of +6 and there are 2 potassiums and 1 chromium in the formula. The masses of the solutes in each of the solutions are the same. When the solutions are added together, a blood-red precipitate forms. After the reaction has gone to completion, you dry the solid and find that it has a mass of 331.8 g.

- Identify the ionic compounds in solution A and solution B.
- Identify the blood-red precipitate.
- Calculate the concentration (molarity) of all ions in the original solutions.
- Calculate the concentration (molarity) of all ions in the final solution.



# Gases

## 5.1 ▶ Pressure

Units of Pressure

## 5.2 ▶ The Gas Laws of Boyle, Charles, and Avogadro

Boyle's Law

Charles's Law

Avogadro's Law

## 5.3 ▶ The Ideal Gas Law

## 5.4 ▶ Gas Stoichiometry

Molar Mass of a Gas

## 5.5 ▶ Dalton's Law of Partial Pressures

Collecting a Gas over Water

## 5.6 ▶ The Kinetic Molecular Theory of Gases

Pressure and Volume  
(Boyle's Law)

Pressure and Temperature

Volume and Temperature  
(Charles's Law)

Volume and Number of  
Moles (Avogadro's Law)

Mixture of Gases (Dalton's  
Law)

Deriving the Ideal Gas Law

The Meaning of Temperature

Root Mean Square Velocity

## 5.7 ▶ Effusion and Diffusion


Effusion

Diffusion

## 5.8 ▶ Real Gases

## 5.9 ▶ Characteristics of Several Real Gases

## 5.10 ▶ Chemistry in the Atmosphere



**Gas molecules in the wind provide the force to move these racing sailboats.**

**M**atter exists in three distinct physical states: gas, liquid, and solid. Although relatively few substances exist in the gaseous state under typical conditions, gases are very important. For example, we live immersed in a gaseous solution. The earth's atmosphere is a mixture of gases that consists mainly of elemental nitrogen ( $N_2$ ) and oxygen ( $O_2$ ). The atmosphere both supports life and acts as a waste receptacle for the exhaust gases that accompany many industrial processes. The chemical reactions of these waste gases in the atmosphere lead to various types of pollution, including smog and acid rain. The gases in the atmosphere also shield us from harmful radiation from the sun and keep the earth warm by reflecting heat radiation back toward the earth. In fact, there is now great concern that an increase in atmospheric carbon dioxide, a product of the combustion of fossil fuels, is causing a dangerous warming of the earth.

In this chapter we will look carefully at the properties of gases. First we will see how measurements of gas properties lead to various types of laws—statements that show how the properties are related to each other. Then we will construct a model to explain why gases behave as they do. This model will show how the behavior of the individual particles of a gas leads to the observed properties of the gas itself (a collection of many, many particles).

The study of gases provides an excellent example of the scientific method in action. It illustrates how observations lead to natural laws, which in turn can be accounted for by models.

## 5.1 ► Pressure


A gas uniformly fills any container, is easily compressed, and mixes completely with any other gas. One of the most obvious properties of a gas is that it exerts pressure on its surroundings. For example, when you blow up a balloon, the air inside pushes against the elastic sides of the balloon and keeps it firm.

As mentioned earlier, the gases most familiar to us form the earth's atmosphere. The pressure exerted by this gaseous mixture that we call air can be dramatically demonstrated by the experiment shown in Fig. 5.1. A small volume of water is placed in a metal can, and the water is boiled, which fills the can with steam. The can is then sealed and allowed to cool. Why does the can collapse as it cools? It is the atmospheric pressure that crumples the can. When the can is cooled after being sealed so that no air can flow in, the water vapor (steam) condenses to a very small volume of liquid water. As a gas, the water filled the can, but when it is condensed to a liquid, the liquid does not come close to filling the can. The  $H_2O$  molecules formerly present as a gas are now collected in a very small volume of liquid, and there are very few molecules of gas left to exert pressure outward and counteract the air pressure. As a result, the pressure exerted by the gas molecules in the atmosphere smashes the can.

As a gas, water occupies 1200 times as much space as it does as a liquid at 25°C and atmospheric pressure.

**Figure 5.1**

The pressure exerted by the gases in the atmosphere can be demonstrated by boiling water in a large metal can (a) and then turning off the heat and sealing the can. As the can cools, the water vapor condenses, lowering the gas pressure inside the can. This causes the can to crumple (b).

**Figure 5.2**

A torricellian barometer. The tube, completely filled with mercury, is inverted in a dish of mercury. Mercury flows out of the tube until the pressure of the column of mercury (shown by the black arrow) “standing on the surface” of the mercury in the dish is equal to the pressure of the air (shown by the purple arrows) on the rest of the surface of the mercury in the dish.

Soon after Torricelli died, a German physicist named Otto von Guericke invented an air pump. In a famous demonstration for the King of Prussia in 1663, Guericke placed two hemispheres together, pumped the air out of the resulting sphere through a valve, and showed that teams of horses could not pull the hemispheres apart. Then, after secretly opening the air valve, Guericke easily separated the hemispheres by hand. The King of Prussia was so impressed that he awarded Guericke a lifetime pension!

A device to measure atmospheric pressure, the **barometer**, was invented in 1643 by an Italian scientist named Evangelista Torricelli (1608–1647), who had been a student of Galileo. Torricelli’s barometer is constructed by filling a glass tube with liquid mercury and inverting it in a dish of mercury, as shown in Fig. 5.2. Notice that a large quantity of mercury stays in the tube. In fact, at sea level the height of this column of mercury averages 760 mm. Why does this mercury stay in the tube, seemingly in defiance of gravity? Figure 5.2 illustrates how the pressure exerted by the atmospheric gases on the surface of mercury in the dish keeps the mercury in the tube.

Atmospheric pressure results from the mass of the air being pulled toward the center of the earth by gravity—in other words, it results from the weight of the air. Changing weather conditions cause the atmospheric pressure to vary, so the height of the column of Hg supported by the atmosphere at sea level varies; it is not always 760 mm. The meteorologist who says a “low” is approaching means that the atmospheric pressure is going to decrease. This condition often occurs in conjunction with a storm.

Atmospheric pressure also varies with altitude. For example, when Torricelli’s experiment is done in Breckenridge, Colorado (elevation 9600 feet), the atmosphere supports a column of mercury only about 520 mm high because the air is “thinner.” That is, there is less air pushing down on the earth’s surface at Breckenridge than at sea level.

## Units of Pressure

Because instruments used for measuring pressure, such as the **manometer** (Fig. 5.3), often contain mercury, the most commonly used units for pressure are based on the height of the mercury column (in millimeters) that the gas pressure can support. The unit **mm Hg** (millimeter of mercury) is often called the **torr** in honor of Torricelli. The terms *torr* and *mm Hg* are used interchangeably by chemists. A related unit for pressure is the **standard atmosphere** (abbreviated atm):

$$1 \text{ standard atmosphere} = 1 \text{ atm} = 760 \text{ mm Hg} = 760 \text{ torr}$$

However, since pressure is defined as force per unit area,

$$\text{Pressure} = \frac{\text{force}}{\text{area}}$$

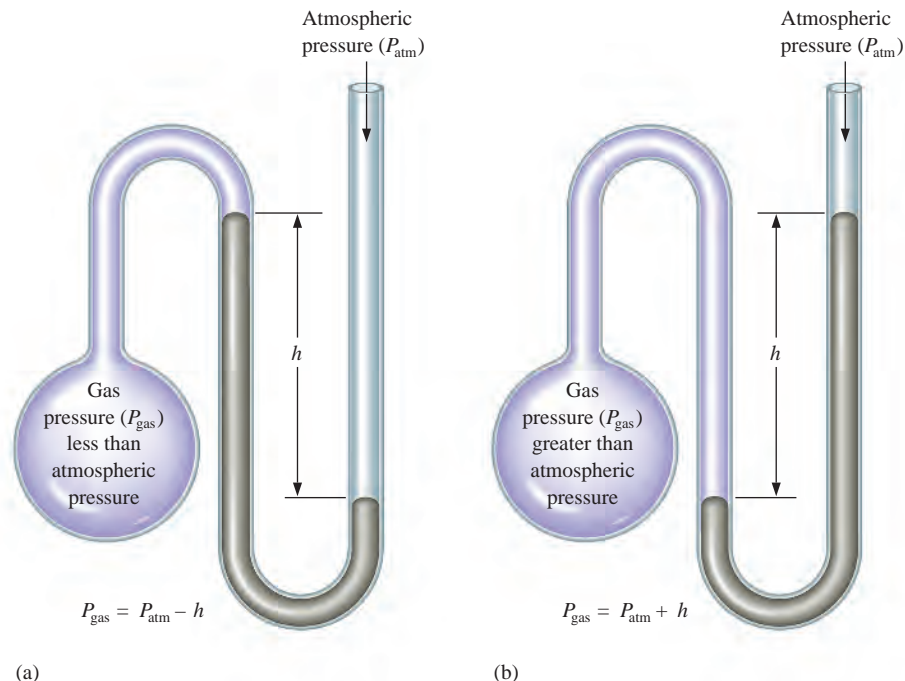
the fundamental units of pressure involve units of force divided by units of area. In the SI system, the unit of force is the newton (N) and the unit of area is meters squared ( $\text{m}^2$ ). (For a review of the SI system, see Chapter 1.) Thus the unit of pressure in the SI system

**Figure 5.3**

A simple manometer, a device for measuring the pressure of a gas in a container. The pressure of the gas is given by  $h$  (the difference in mercury levels) in units of torr (equivalent to mm Hg). (a) Gas pressure = atmospheric pressure -  $h$ . (b) Gas pressure = atmospheric pressure +  $h$ .



Checking tire pressure.



is newtons per meter squared ( $\text{N/m}^2$ ) and is called the **pascal** (Pa). In terms of pascals, the standard atmosphere is

$$1 \text{ standard atmosphere} = 101,325 \text{ Pa}$$

Thus 1 atmosphere is about  $10^5$  pascals. Since the pascal is so small, and since it is not commonly used in the United States, we will use it sparingly in this book. However, converting from torrs or atmospheres to pascals is straightforward, as shown in Example 5.1.

**EXAMPLE 5.1****Pressure Conversions**

$$\begin{aligned} 1 \text{ atm} &= 760 \text{ mm Hg} \\ &= 760 \text{ torr} \\ &= 101,325 \text{ Pa} \\ &= 29.92 \text{ in Hg} \\ &= 14.7 \text{ lb/in}^2 \end{aligned}$$

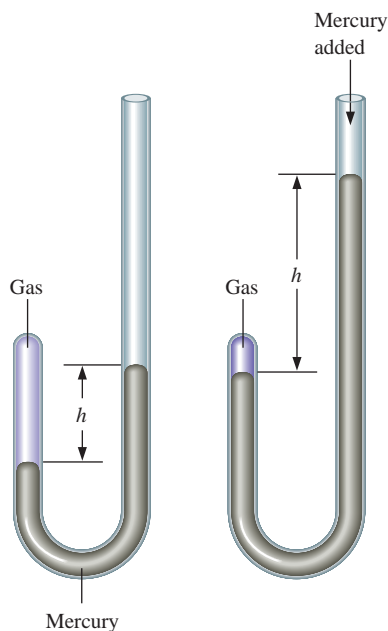
The pressure of a gas is measured as 49 torr. Represent this pressure in both atmospheres and pascals.

**Solution**

$$\begin{aligned} 49 \text{ torr} \times \frac{1 \text{ atm}}{760 \text{ torr}} &= 6.4 \times 10^{-2} \text{ atm} \\ 6.4 \times 10^{-2} \text{ atm} \times \frac{101,325 \text{ Pa}}{1 \text{ atm}} &= 6.5 \times 10^3 \text{ Pa} \end{aligned}$$

**SEE EXERCISES 5.35 AND 5.36****5.2 ► The Gas Laws of Boyle, Charles, and Avogadro**

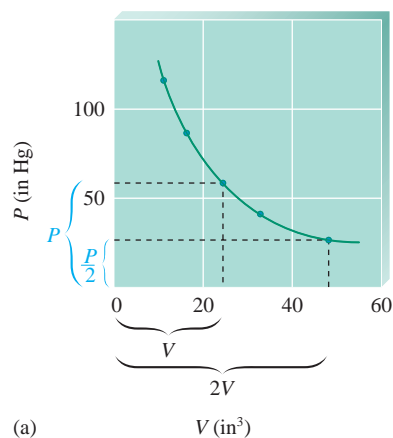
In this section we will consider several mathematical laws that relate the properties of gases. These laws derive from experiments involving careful measurements of the relevant gas properties. From these experimental results, the mathematical relationships among



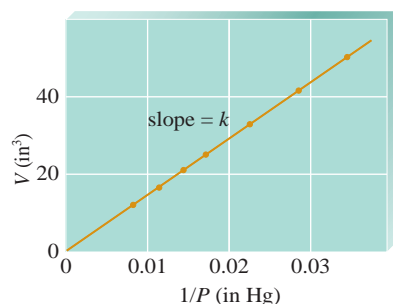
**Figure 5.4**  
A J-tube similar to the one used by Boyle. When mercury is added to the tube, pressure on the trapped gas is increased, resulting in a decreased volume.

**Boyle's law:**  $V \propto 1/P$  at constant temperature

Graphing is reviewed in Appendix 1.3.



(a)



(b)

**Table 5.1** ▶ Actual Data from Boyle's Experiment

Volume (in <sup>3</sup> )	Pressure (in Hg)	Pressure × Volume (in Hg × in <sup>3</sup> )
117.5	12.0	$14.1 \times 10^2$
87.2	16.0	$14.0 \times 10^2$
70.7	20.0	$14.1 \times 10^2$
58.8	24.0	$14.1 \times 10^2$
44.2	32.0	$14.1 \times 10^2$
35.3	40.0	$14.1 \times 10^2$
29.1	48.0	$14.0 \times 10^2$

the properties can be discovered. These relationships are often represented pictorially by means of graphs (plots).

We will take a historical approach to these laws to give you some perspective on the scientific method in action.

## Boyle's Law

The first quantitative experiments on gases were performed by an Irish chemist, Robert Boyle (1627–1691). Using a J-shaped tube closed at one end (Fig. 5.4), which he reportedly set up in the multistory entryway of his house, Boyle studied the relationship between the pressure of the trapped gas and its volume. Representative values from Boyle's experiments are given in Table 5.1. These data show that the product of the pressure and volume for the trapped air sample is constant within the accuracies of Boyle's measurements (note the third column in Table 5.1). This behavior can be represented by the equation

$$PV = k$$

which is called **Boyle's law** and where  $k$  is a constant for a given sample of air at a specific temperature.

It is convenient to represent the data in Table 5.1 by using two different plots. The first type of plot,  $P$  versus  $V$ , forms a curve called a *hyperbola* shown in Fig. 5.5(a). Looking at this plot, note that as the volume drops by about half (from 58.8 to 29.1), the pressure doubles (from 24.0 to 48.0). In other words, there is an *inverse relationship* between pressure and volume. The second type of plot can be obtained by rearranging Boyle's law to give

$$V = \frac{k}{P} = k \frac{1}{P}$$

which is the equation for a straight line of the type

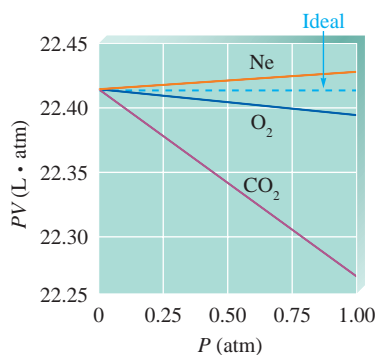
$$y = mx + b$$

where  $m$  represents the slope and  $b$  the intercept of the straight line. In this case,  $y = V$ ,  $x = 1/P$ ,  $m = k$ , and  $b = 0$ . Thus a plot of  $V$  versus  $1/P$  using Boyle's data gives a straight line with an intercept of zero, as shown in Fig. 5.5(b).

In the three centuries since Boyle carried out his studies, the sophistication of measuring techniques has increased tremendously. The results of highly accurate measurements show that Boyle's law holds precisely only at very low pressures. Measurements at higher pressures reveal that  $PV$  is not constant but varies as the pressure is varied.

**Figure 5.5**

Plotting Boyle's data from Table 5.1. (a) A plot of  $P$  versus  $V$  shows that the volume doubles as the pressure is halved. (b) A plot of  $V$  versus  $1/P$  gives a straight line. The slope of this line equals the value of the constant  $k$ .

**Figure 5.6**

A plot of  $PV$  versus  $P$  for several gases at pressures below 1 atm. An ideal gas is expected to have a constant value of  $PV$ , as shown by the dotted line. Carbon dioxide shows the largest change in  $PV$ , and this change is actually quite small:  $PV$  changes from about  $22.39 \text{ L} \cdot \text{atm}$  at  $0.25 \text{ atm}$  to  $22.26 \text{ L} \cdot \text{atm}$  at  $1.00 \text{ atm}$ . Thus Boyle's law is a good approximation at these relatively low pressures.

Results for several gases at pressures below 1 atm are shown in Fig. 5.6. Note the very small changes that occur in the product  $PV$  as the pressure is changed at these low pressures. Such changes become more significant at much higher pressures, where the complex nature of the dependence of  $PV$  on pressure becomes more obvious. We will discuss these deviations and the reasons for them in detail in Section 5.8. A gas that strictly obeys Boyle's law is called an *ideal gas*. We will describe the characteristics of an ideal gas more completely in Section 5.3.

One common use of Boyle's law is to predict the new volume of a gas when the pressure is changed (at constant temperature), or vice versa. Because deviations from Boyle's law are so slight at pressures close to 1 atm, in our calculations we will assume that gases obey Boyle's law (unless stated otherwise).

**EXAMPLE 5.2****Boyle's Law I**

Sulfur dioxide ( $\text{SO}_2$ ), a gas that plays a central role in the formation of acid rain, is found in the exhaust of automobiles and power plants. Consider a  $1.53\text{-L}$  sample of gaseous  $\text{SO}_2$  at a pressure of  $5.6 \times 10^3 \text{ Pa}$ . If the pressure is changed to  $1.5 \times 10^4 \text{ Pa}$  at a constant temperature, what will be the new volume of the gas?

**Solution****Where are we going?**

- To calculate the new volume of gas

What do we know?

$$\begin{array}{ll} \checkmark P_1 = 5.6 \times 10^3 \text{ Pa} & \checkmark P_2 = 1.5 \times 10^4 \text{ Pa} \\ \checkmark V_1 = 1.53 \text{ L} & \checkmark V_2 = ? \end{array}$$

What information do we need?

- ✓ Boyle's law

$$PV = k$$

**How do we get there?**

What is Boyle's law (in a form useful with our knowns)?

$$P_1V_1 = P_2V_2$$

What is  $V_2$ ?

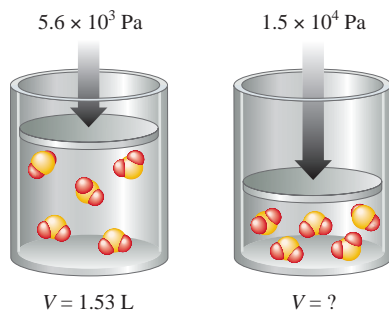
$$V_2 = \frac{P_1V_1}{P_2} = \frac{5.6 \times 10^3 \text{ Pa} \times 1.53 \text{ L}}{1.5 \times 10^4 \text{ Pa}} = 0.57 \text{ L}$$

- The new volume will be  $0.57 \text{ L}$ .

**Reality Check:** The new volume ( $0.57 \text{ L}$ ) is smaller than the original volume. As pressure increases, the volume should decrease, so our answer is reasonable.

Boyle's law also can be written as

$$P_1V_1 = P_2V_2$$



As pressure increases, the volume of  $\text{SO}_2$  decreases.

**SEE EXERCISE 5.41**

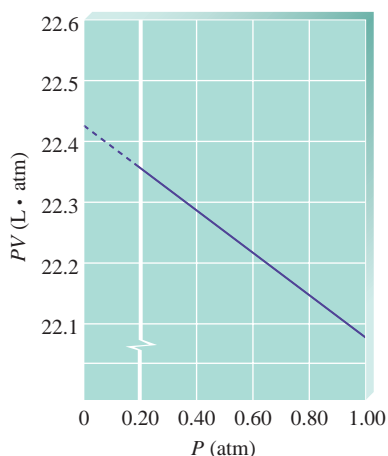
The fact that the volume decreases in Example 5.2 makes sense because the pressure was increased. To help eliminate errors, make it a habit to check whether an answer to a problem makes physical (common!) sense.

We mentioned before that Boyle's law is only approximately true for real gases. To determine the significance of the deviations, studies of the effect of changing pressure on the volume of a gas are often done, as shown in Example 5.3.

### EXAMPLE 5.3 Boyle's Law II

In a study to see how closely gaseous ammonia obeys Boyle's law, several volume measurements were made at various pressures, using 1.0 mol  $\text{NH}_3$  gas at a temperature of  $0^\circ\text{C}$ . Using the results listed below, calculate the Boyle's law constant for  $\text{NH}_3$  at the various pressures.

Experiment	Pressure (atm)	Volume (L)
1	0.1300	172.1
2	0.2500	89.28
3	0.3000	74.35
4	0.5000	44.49
5	0.7500	29.55
6	1.000	22.08



**Figure 5-7**  
A plot of  $PV$  versus  $P$  for 1 mol of ammonia. The dashed line shows the extrapolation of the data to zero pressure to give the “ideal” value of  $PV$  of  $22.41 \text{ L} \cdot \text{atm}$ .

### Solution

To determine how closely  $\text{NH}_3$  gas follows Boyle's law under these conditions, we calculate the value of  $k$  (in  $\text{L} \cdot \text{atm}$ ) for each set of values:

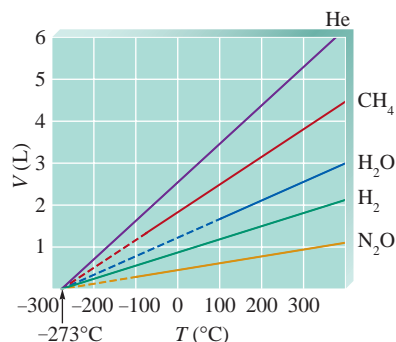
Experiment	1	2	3	4	5	6
$k = PV$	22.37	22.32	22.31	22.25	22.16	22.08

Although the deviations from true Boyle's law behavior are quite small at these low pressures, note that the value of  $k$  changes regularly in one direction as the pressure is increased. Thus, to calculate the “ideal” value of  $k$  for  $\text{NH}_3$ , we can plot  $PV$  versus  $P$ , as shown in Fig. 5.7, and extrapolate (extend the line beyond the experimental points) back to zero pressure, where, for reasons we will discuss later, a gas behaves most ideally. The value of  $k$  obtained by this extrapolation is  $22.41 \text{ L} \cdot \text{atm}$ . Notice that this is the same value obtained from similar plots for the gases  $\text{CO}_2$ ,  $\text{O}_2$ , and  $\text{Ne}$  at  $0^\circ\text{C}$ , as shown in Fig. 5.6.

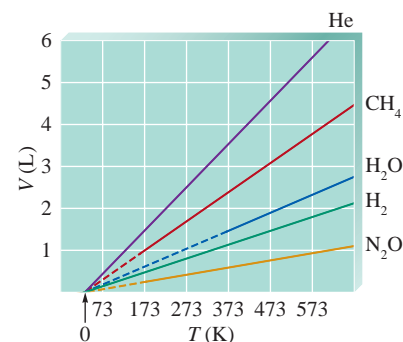
SEE EXERCISE 5.125

## Charles's Law

In the century following Boyle's findings, scientists continued to study the properties of gases. One of these scientists was a French physicist, Jacques Charles (1746–1823), who was the first person to fill a balloon with hydrogen gas and who made the first solo balloon flight. Charles found in 1787 that the volume of a gas at constant pressure increases *linearly* with the temperature of the gas. That is, a plot of the volume of a gas (at constant pressure) versus its temperature ( $^\circ\text{C}$ ) gives a straight line. This behavior is shown for samples of several gases in Fig. 5.8. The slopes of the lines in this graph are different

**Figure 5.8**

Plots of  $V$  versus  $T$  ( $^{\circ}\text{C}$ ) for several gases. The solid lines represent experimental measurements of gases. The dashed lines represent extrapolation of the data into regions where these gases would become liquids or solids. Note that the samples of the various gases contain different numbers of moles.

**Figure 5.9**

Plots of  $V$  versus  $T$  as in Fig. 5.8, except here the Kelvin scale is used for temperature.

because the samples contain different numbers of moles of gas. A very interesting feature of these plots is that the volumes of all the gases extrapolate to zero at the same temperature,  $-273^{\circ}\text{C}$ . On the Kelvin temperature scale this point is defined as 0 K, which leads to the following relationship between the Kelvin and Celsius scales:

$$\text{K} = ^{\circ}\text{C} + 273$$

When the volumes of the gases shown in Fig. 5.8 are plotted versus temperature on the Kelvin scale, the plots in Fig. 5.9 result. In this case, the volume of each gas is *directly proportional to temperature* and extrapolates to zero when the temperature is 0 K. This behavior is represented by the equation known as **Charles's law**,

$$V = bT$$

where  $T$  is in kelvins and  $b$  is a proportionality constant.

Before we illustrate the uses of Charles's law, let us consider the importance of 0 K. At temperatures below this point, the extrapolated volumes would become negative. The fact that a gas cannot have a negative volume suggests that 0 K has a special significance. In fact, 0 K is called **absolute zero**, and there is much evidence to suggest that this temperature cannot be attained. Temperatures of approximately 0.000001 K have been produced in laboratories, but 0 K has never been reached.

Charles's law:  $V \propto T$  (expressed in K) of constant pressure.

**EXAMPLE 5.4****Charles's Law**

A sample of gas at  $15^{\circ}\text{C}$  and 1 atm has a volume of 2.58 L. What volume will this gas occupy at  $38^{\circ}\text{C}$  and 1 atm?

**Solution****Where are we going?**

- To calculate the new volume of gas

What do we know?

$$\begin{array}{ll} \checkmark T_1 = 15^{\circ}\text{C} + 273 = 288 \text{ K} & \checkmark T_2 = 38^{\circ}\text{C} + 273 = 311 \text{ K} \\ \checkmark V_1 = 2.58 \text{ L} & \checkmark V_2 = ? \end{array}$$

What information do we need?

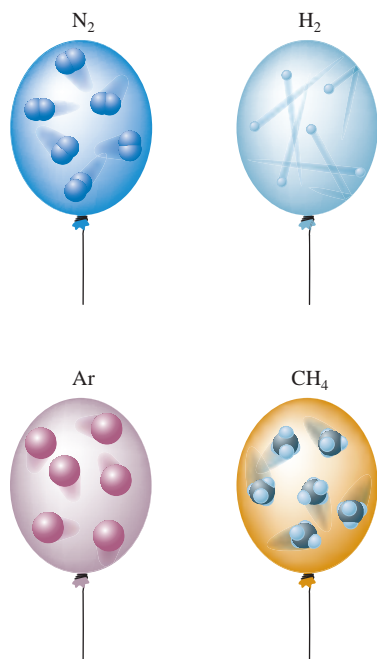
- ✓ Charles's law

$$\frac{V}{T} = b$$

Charles's law also can be written as

$$\frac{V_1}{T_1} = \frac{V_2}{T_2}$$





**Figure 5.10**  
These balloons each hold 1.0 L gas at 25°C and 1 atm. Each balloon contains 0.041 mol gas, or  $2.5 \times 10^{22}$  molecules.

### How do we get there?

What is Charles's law (in a form useful with our knowns)?

$$\frac{V_1}{T_1} = \frac{V_2}{T_2}$$

What is  $V_2$ ?

$$\blacksquare V_2 = \left(\frac{T_2}{T_1}\right)V_1 = \left(\frac{311 \text{ K}}{288 \text{ K}}\right)2.58 \text{ L} = 2.79 \text{ L}$$

**Reality Check:** The new volume is greater than the original volume, which makes physical sense because the gas will expand as it is heated.

SEE EXERCISE 5.42

## Avogadro's Law

In Chapter 2 we noted that in 1811 the Italian chemist Avogadro postulated that equal volumes of gases at the same temperature and pressure contain the same number of "particles." This observation is called **Avogadro's law**, which is illustrated by Fig. 5.10. Stated mathematically, Avogadro's law is

$$V = an$$

where  $V$  is the volume of the gas,  $n$  is the number of moles of gas particles, and  $a$  is a proportionality constant. This equation states that *for a gas at constant temperature and pressure, the volume is directly proportional to the number of moles of gas*. This relationship is obeyed closely by gases at low pressures.

### EXAMPLE 5.5 Avogadro's Law

Suppose we have a 12.2-L sample containing 0.50 mol oxygen gas ( $\text{O}_2$ ) at a pressure of 1 atm and a temperature of 25°C. If all this  $\text{O}_2$  were converted to ozone ( $\text{O}_3$ ) at the same temperature and pressure, what would be the volume of the ozone?

#### Solution

##### Where are we going?

- To calculate the volume of the ozone produced by 0.50 mol oxygen

What do we know?

$$\begin{array}{ll} \checkmark n_1 = 0.50 \text{ mol O}_2 & \checkmark n_2 = ? \text{ mol O}_3 \\ \checkmark V_1 = 12.2 \text{ L O}_2 & \checkmark V_2 = ? \text{ L O}_3 \end{array}$$

What information do we need?

- ✓ Balanced equation
- ✓ Moles of  $\text{O}_3$
- ✓ Avogadro's law

$$V = an$$

##### How do we get there?

How many moles of  $\text{O}_3$  are produced by 0.50 mol  $\text{O}_2$ ?

What is the balanced equation?



Avogadro's law also can be written as

$$\frac{V_1}{n_1} = \frac{V_2}{n_2}$$

What is the mole ratio between  $O_3$  and  $O_2$ ?

$$\frac{2 \text{ mol } O_3}{3 \text{ mol } O_2}$$

Now we can calculate the moles of  $O_3$  formed.

$$0.50 \text{ mol } O_2 \times \frac{2 \text{ mol } O_3}{3 \text{ mol } O_2} = 0.33 \text{ mol } O_3$$

What is the volume of  $O_3$  produced?

Avogadro's law states that  $V = an$ , which can be rearranged to give

$$\frac{V}{n} = a$$

Since  $a$  is a constant, an alternative representation is

$$\frac{V_1}{n_1} = a = \frac{V_2}{n_2}$$

where  $V_1$  is the volume of  $n_1$  moles of  $O_2$  gas and  $V_2$  is the volume of  $n_2$  moles of  $O_3$  gas. In this case we have

$$\begin{array}{ll} \checkmark n_1 = 0.50 \text{ mol} & \checkmark n_2 = 0.33 \text{ mol} \\ \checkmark V_1 = 12.2 \text{ L} & \checkmark V_2 = ? \end{array}$$

■ Solving for  $V_2$  gives

$$V_2 = \left(\frac{n_2}{n_1}\right) V_1 = \left(\frac{0.33 \text{ mol}}{0.50 \text{ mol}}\right) 12.2 \text{ L} = 8.1 \text{ L}$$

**Reality Check:** Note that the volume decreases, as it should, since fewer moles of gas molecules will be present after  $O_2$  is converted to  $O_3$ .

SEE EXERCISES 5.43 AND 5.44

## 5.3 ► The Ideal Gas Law

We have considered three laws that describe the behavior of gases as revealed by experimental observations:

$$\text{Boyle's law: } V = \frac{k}{P} \quad (\text{at constant } T \text{ and } n)$$

$$\text{Charles's law: } V = bT \quad (\text{at constant } P \text{ and } n)$$

$$\text{Avogadro's law: } V = an \quad (\text{at constant } T \text{ and } P)$$

These relationships, which show how the volume of a gas depends on pressure, temperature, and number of moles of gas present, can be combined as follows:

$$V = R \left( \frac{Tn}{P} \right)$$

where  $R$  is the combined proportionality constant called the **universal gas constant**. When the pressure is expressed in atmospheres and the volume in liters,  $R$  has the value  $0.08206 \text{ L} \cdot \text{atm}/\text{K} \cdot \text{mol}$ . The preceding equation can be rearranged to the more familiar form of the **ideal gas law**:

$$PV = nRT$$

$$R = 0.08206 \frac{\text{L} \cdot \text{atm}}{\text{K} \cdot \text{mol}}$$

The ideal gas law is an *equation of state* for a gas, where the state of the gas is its condition at a given time. A particular *state* of a gas is described by its pressure, volume, temperature, and number of moles. Knowledge of any three of these properties is enough to completely define the state of a gas, since the fourth property can then be determined from the equation for the ideal gas law.

It is important to recognize that the ideal gas law is an empirical equation—it is based on experimental measurements of the properties of gases. A gas that obeys this equation is said to behave *ideally*. The ideal gas equation is best regarded as a limiting law—it expresses behavior that real gases *approach* at low pressures and high temperatures. Therefore, an ideal gas is a hypothetical substance. However, most gases obey the ideal gas equation closely enough at pressures below 1 atm that only minimal errors result from assuming ideal behavior. Unless you are given information to the contrary, you should assume ideal gas behavior when solving problems involving gases in this text.

The ideal gas law can be used to solve a variety of problems. Example 5.6 demonstrates one type, where you are asked to find one property characterizing the state of a gas, given the other three.

The ideal gas law applies best at pressures smaller than 1 atm.

### EXAMPLE 5.6 Ideal Gas Law I

A sample of hydrogen gas ( $\text{H}_2$ ) has a volume of 8.56 L at a temperature of  $0^\circ\text{C}$  and a pressure of 1.5 atm. Calculate the moles of  $\text{H}_2$  molecules present in this gas sample.

#### Solution

#### Where are we going?

- To calculate the moles of  $\text{H}_2$

What do we know?

- ✓  $n = ? \text{ mol H}_2$
- ✓  $V = 8.56 \text{ L}$
- ✓  $P = 1.5 \text{ atm}$
- ✓  $T = 0^\circ\text{C} + 273 = 273 \text{ K}$

What information do we need?

- ✓ Ideal gas law

$$PV = nRT$$

- ✓  $R = 0.08206 \text{ L} \cdot \text{atm}/\text{K} \cdot \text{mol}$

#### How do we get there?

How many moles of  $\text{H}_2$  are present in the sample?

- Solve the ideal gas equation for  $n$ :

$$n = \frac{(1.5 \text{ atm})(8.56 \text{ L})}{\left(0.08206 \frac{\text{L} \cdot \text{atm}}{\text{K} \cdot \text{mol}}\right)(273 \text{ K})} = 0.57 \text{ mol}$$



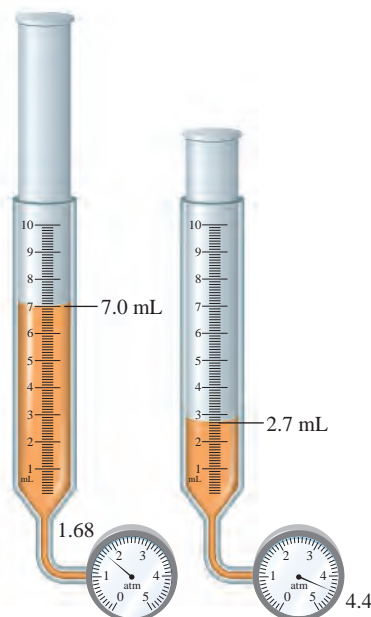
The reaction of zinc with hydrochloric acid to produce bubbles of hydrogen gas.

### SEE EXERCISES 5.45 THROUGH 5.52

Gas law problems can be solved in a variety of ways. They can be classified as a Boyle's law, Charles's law, or Avogadro's law problem and solved, but now we need to remember the specific law and when it applies. The real advantage of using the ideal gas law is that it applies to virtually any problem dealing with gases and is easy to remember.

The basic assumption we make when using the ideal gas law to describe a change in state for a gas is that the equation applies equally well to both the initial and final states. In dealing with changes in state, we always *place the variables that change on one side of the equal sign and the constants on the other*. Let's see how this might work in several examples.

### EXAMPLE 5.7 Ideal Gas Law II



As pressure increases, the volume decreases.

Suppose we have a sample of ammonia gas with a volume of 7.0 mL at a pressure of 1.68 atm. The gas is compressed to a volume of 2.7 mL at a constant temperature. Use the ideal gas law to calculate the final pressure.

#### Solution

##### Where are we going?

- To use the ideal gas equation to determine the final pressure

What do we know?

$$\begin{array}{ll} \checkmark P_1 = 1.68 \text{ atm} & \checkmark P_2 = ? \\ \checkmark V_1 = 7.0 \text{ mL} & \checkmark V_2 = 2.7 \text{ mL} \end{array}$$

What information do we need?

- ✓ Ideal gas law

$$PV = nRT$$

- ✓  $R = 0.08206 \text{ L} \cdot \text{atm/K} \cdot \text{mol}$

##### How do we get there?

What are the variables that change?

$P, V$

What are the variables that remain constant?

$n, R, T$

Write the ideal gas law, collecting the change variables on one side of the equal sign and the variables that do not change on the other.

$$PV = nRT$$

↗
↖  
 Change                  Remain constant

Since  $n$  and  $T$  remain the same in this case, we can write  $P_1V_1 = nRT$  and  $P_2V_2 = nRT$ . Combining these gives

$$P_1V_1 = nRT = P_2V_2 \quad \text{or} \quad P_1V_1 = P_2V_2$$

We are given  $P_1 = 1.68 \text{ atm}$ ,  $V_1 = 7.0 \text{ mL}$ , and  $V_2 = 2.7 \text{ mL}$ . Solving for  $P_2$  thus gives

$$\blacksquare P_2 = \left(\frac{V_1}{V_2}\right)P_1 = \left(\frac{7.0 \text{ mL}}{2.7 \text{ mL}}\right)1.68 \text{ atm} = 4.4 \text{ atm}$$

**Reality Check:** Does this answer make sense? The volume decreased (at constant temperature), so the pressure should increase, as the result of the calculation indicates. Note that the calculated final pressure is 4.4 atm. Most gases do not behave ideally above 1 atm. Therefore, we might find that if we *measured* the pressure of this gas sample, the observed pressure would differ slightly from 4.4 atm.

SEE EXERCISES 5.53 AND 5.54

**EXAMPLE 5.8** — **Ideal Gas Law III**

A sample of methane gas that has a volume of 3.8 L at 5°C is heated to 86°C at constant pressure. Calculate its new volume.

**Solution**
**Where are we going?**

- To use the ideal gas equation to determine the final volume

*What do we know?*

$$\begin{array}{ll} \checkmark T_1 = 5^\circ\text{C} + 273 = 278 \text{ K} & \checkmark T_2 = 86^\circ\text{C} + 273 = 359 \text{ K} \\ \checkmark V_1 = 3.8 \text{ L} & \checkmark V_2 = ? \end{array}$$

*What information do we need?*

- ✓ Ideal gas law

$$PV = nRT$$

- ✓  $R = 0.08206 \text{ L} \cdot \text{atm}/\text{K} \cdot \text{mol}$

**How do we get there?**

*What are the variables that change?*

$$V, T$$

*What are the variables that remain constant?*

$$n, R, P$$

Write the ideal gas law, collecting the change variables on one side of the equal sign and the variables that do not change on the other.

$$\frac{V}{T} = \frac{nR}{P}$$

which leads to

$$\frac{V_1}{T_1} = \frac{nR}{P} \quad \text{and} \quad \frac{V_2}{T_2} = \frac{nR}{P}$$

Combining these gives

$$\frac{V_1}{T_1} = \frac{nR}{P} = \frac{V_2}{T_2} \quad \text{or} \quad \frac{V_1}{T_1} = \frac{V_2}{T_2}$$

- Solving for  $V_2$ :

$$V_2 = \frac{T_2 V_1}{T_1} = \frac{(359 \text{ K})(3.8 \text{ L})}{278 \text{ K}} = 4.9 \text{ L}$$

**Reality Check:** Is the answer sensible? In this case the temperature increased (at constant pressure), so the volume should increase. Thus the answer makes sense.

**SEE EXERCISES 5.55 AND 5.57**

The problem in Example 5.8 could be described as a Charles's law problem, whereas the problem in Example 5.7 might be called a Boyle's law problem. In both cases, however, we started with the ideal gas law. The real advantage of using the ideal gas law is that it applies to virtually any problem dealing with gases and is easy to remember.

**EXAMPLE 5.9** — **Ideal Gas Law IV**

A sample of diborane gas ( $B_2H_6$ ), a substance that bursts into flame when exposed to air, has a pressure of 345 torr at a temperature of  $-15^\circ C$  and a volume of 3.48 L. If conditions are changed so that the temperature is  $36^\circ C$  and the pressure is 468 torr, what will be the volume of the sample?

**Solution**
**Where are we going?**

- To use the ideal gas equation to determine the final volume

*What do we know?*

$$\begin{array}{ll} \checkmark T_1 = 15^\circ C + 273 = 258 \text{ K} & \checkmark T_2 = 36^\circ C + 273 = 309 \text{ K} \\ \checkmark V_1 = 3.48 \text{ L} & \checkmark V_2 = ? \\ \checkmark P_1 = 345 \text{ torr} & \checkmark P_2 = 468 \text{ torr} \end{array}$$

*What information do we need?*

- ✓ Ideal gas law

$$PV = nRT$$

- ✓  $R = 0.08206 \text{ L} \cdot \text{atm/K} \cdot \text{mol}$

**How do we get there?**

*What are the variables that change?*

$$P, V, T$$

*What are the variables that remain constant?*

$$n, R$$

Write the ideal gas law, collecting the change variables on one side of the equal sign and the variables that do not change on the other.

$$\frac{PV}{T} = nR$$

which leads to

$$\frac{P_1 V_1}{T_1} = nR = \frac{P_2 V_2}{T_2} \quad \text{or} \quad \frac{P_1 V_1}{T_1} = \frac{P_2 V_2}{T_2}$$

- Solving for  $V_2$ :

$$V_2 = \frac{T_2 P_1 V_1}{T_1 P_2} = \frac{(309 \text{ K})(345 \text{ torr})(3.48 \text{ L})}{(258 \text{ K})(468 \text{ torr})} = 3.07 \text{ L}$$


**SEE EXERCISES 5.59 AND 5.60**

Always convert the temperature to the Kelvin scale when applying the ideal gas law.

Since the equation used in Example 5.9 involves a *ratio* of pressures, it was unnecessary to convert pressures to units of atmospheres. The units of torrs cancel. (You will obtain the same answer by inserting  $P_1 = \frac{345}{760}$  and  $P_2 = \frac{468}{760}$  into the equation.) However, temperature *must always* be converted to the Kelvin scale; since this conversion involves *addition* of 273, the conversion factor does not cancel. Be careful.

One of the many other types of problems dealing with gases that can be solved using the ideal gas law is illustrated in Example 5.10.

## EXAMPLE 5.10 Ideal Gas Law V



A Twyman–Green interferometer emits green argon laser light. Interferometers can measure extremely small distances, useful in configuring telescope mirrors.

A sample containing 0.35 mol argon gas at a temperature of 13°C and a pressure of 568 torr is heated to 56°C and a pressure of 897 torr. Calculate the change in volume that occurs.

**Solution****Where are we going?**

- To use the ideal gas equation to determine the final volume

What do we know?

State 1	State 2
$n_1 = 0.35 \text{ mol}$	$n_2 = 0.35 \text{ mol}$
$P_1 = 568 \text{ torr} \times \frac{1 \text{ atm}}{760 \text{ torr}} = 0.747 \text{ atm}$	$P_2 = 897 \text{ torr} \times \frac{1 \text{ atm}}{760 \text{ torr}} = 1.18 \text{ atm}$
$T_1 = 13^\circ\text{C} + 273 = 286 \text{ K}$	$T_2 = 56^\circ\text{C} + 273 = 329 \text{ K}$

What information do we need?

- ✓ Ideal gas law

$$PV = nRT$$

- ✓  $R = 0.08206 \text{ L} \cdot \text{atm}/\text{K} \cdot \text{mol}$

- ✓  $V_1$  and  $V_2$

**How do we get there?**

What is  $V_1$ ?

$$V_1 = \frac{n_1RT_1}{P_1} = \frac{(0.35 \text{ mol})(0.08206 \text{ L} \cdot \text{atm}/\text{K} \cdot \text{mol})(286 \text{ K})}{(0.747 \text{ atm})} = 11 \text{ L}$$

What is  $V_2$ ?

$$V_2 = \frac{n_2RT_2}{P_2} = \frac{(0.35 \text{ mol})(0.08206 \text{ L} \cdot \text{atm}/\text{K} \cdot \text{mol})(329 \text{ K})}{(1.18 \text{ atm})} = 8.0 \text{ L}$$

What is the change in volume  $\Delta V$ ?

$$\Delta V = V_2 - V_1 = 8.0 \text{ L} - 11 \text{ L} = -3 \text{ L}$$

The change in volume is negative because the volume decreases.

**Note:** For this problem (unlike Example 5.9), the pressures must be converted from torrs to atmospheres as required by the atmospheres part of the units for  $R$  since each volume was found separately, and the conversion factor does not cancel.

SEE EXERCISE 5.61

When 273.15 K is used in this calculation, the molar volume obtained in Example 5.3 is the same value as 22.41 L.

**5.4 ► Gas Stoichiometry**

Suppose we have 1 mole of an ideal gas at 0°C (273.2 K) and 1 atm. From the ideal gas law, the volume of the gas is given by

$$V = \frac{nRT}{P} = \frac{(1.000 \text{ mol})(0.08206 \text{ L} \cdot \text{atm}/\text{K} \cdot \text{mol})(273.2 \text{ K})}{1.000 \text{ atm}} = 22.42 \text{ L}$$



**Figure 5.11**  
22.42 L of a gas would just fit into this beach ball.

STP: 0°C and 1 atm

**Table 5.2** ▶ Molar Volumes for Various Gases at 0°C and 1 atm

Gas	Molar Volume (L)
Oxygen (O <sub>2</sub> )	22.397
Nitrogen (N <sub>2</sub> )	22.402
Hydrogen (H <sub>2</sub> )	22.433
Helium (He)	22.434
Argon (Ar)	22.397
Carbon dioxide (CO <sub>2</sub> )	22.260
Ammonia (NH <sub>3</sub> )	22.079

This volume of 22.42 liters is the **molar volume** of an ideal gas (at 0°C and 1 atm). The measured molar volumes of several gases are listed in Table 5.2. Note that the molar volumes of some of the gases are very close to the ideal value, while others deviate significantly. Later in this chapter we will discuss some of the reasons for the deviations.

The conditions 0°C and 1 atm, called **standard temperature and pressure** (abbreviated **STP**), are common reference conditions for the properties of gases. For example, the molar volume of an ideal gas is 22.42 liters at STP (see Fig. 5.11).

### EXAMPLE 5.11

### Gas Stoichiometry I

A sample of nitrogen gas has a volume of 1.75 L at STP. How many moles of N<sub>2</sub> are present?

#### Solution

We could solve this problem by using the ideal gas equation, but we can take a shortcut by using the molar volume of an ideal gas at STP. Since 1 mole of an ideal gas at STP has a volume of 22.42 L, 1.75 L N<sub>2</sub> at STP will contain less than 1 mole. We can find how many moles using the ratio of 1.75 L to 22.42 L:

$$1.75 \text{ L N}_2 \times \frac{1 \text{ mol N}_2}{22.42 \text{ L N}_2} = 7.81 \times 10^{-2} \text{ mol N}_2$$

SEE EXERCISES 5.63 AND 5.64

Many chemical reactions involve gases. By assuming ideal behavior for these gases, we can carry out stoichiometric calculations if the pressure, volume, and temperature of the gases are known.

### EXAMPLE 5.12

### Gas Stoichiometry II

Quicklime (CaO) is produced by the thermal decomposition of calcium carbonate (CaCO<sub>3</sub>). Calculate the volume of CO<sub>2</sub> at STP produced from the decomposition of 152 g CaCO<sub>3</sub> by the reaction

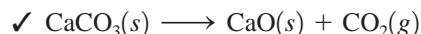




**Solution****Where are we going?**

- To use stoichiometry to determine the volume of  $\text{CO}_2$  produced

*What do we know?*



*What information do we need?*

- ✓ Molar volume of a gas at STP is 22.42 L

**How do we get there?**

We need to use the strategy for solving stoichiometry problems that we learned in Chapter 3.

- 1 ► *What is the balanced equation?*



- 2 ► *What are the moles of  $\text{CaCO}_3$  (100.9 g/mol)?*

$$152 \text{ g CaCO}_3 \times \frac{1 \text{ mol CaCO}_3}{100.09 \text{ g CaCO}_3} = 1.52 \text{ mol CaCO}_3$$

- 3 ► *What is the mole ratio between  $\text{CO}_2$  and  $\text{CaCO}_3$  in the balanced equation?*

$$\frac{1 \text{ mol CO}_2}{1 \text{ mol CaCO}_3}$$

- 4 ► *What are the moles of  $\text{CO}_2$ ?*

1.52 mol  $\text{CO}_2$ , which is the same as the moles of  $\text{CaCO}_3$  because the mole ratio is 1.

- 5 ► *What is the volume of  $\text{CO}_2$  produced?*

We can compute this by using the molar volume since the sample is at STP:

$$1.52 \text{ mol CO}_2 \times \frac{22.42 \text{ L CO}_2}{1 \text{ mol CO}_2} = 34.1 \text{ L CO}_2$$

- Thus the decomposition of 152 g  $\text{CaCO}_3$  produces 34.1 L  $\text{CO}_2$  at STP.

**SEE EXERCISES 5.65 THROUGH 5.68**

Remember that the molar volume of an ideal gas is 22.42 L when measured at STP.

Note that in Example 5.12 the final step involved calculation of the volume of gas from the number of moles. Since the conditions were specified as STP, we were able to use the molar volume of a gas at STP. If the conditions of a problem are different from STP, the ideal gas law must be used to compute the volume.

**EXAMPLE 5.13****Gas Stoichiometry III**

A sample of methane gas having a volume of 2.80 L at 25°C and 1.65 atm was mixed with a sample of oxygen gas having a volume of 35.0 L at 31°C and 1.25 atm. The mixture was then ignited to form carbon dioxide and water. Calculate the volume of  $\text{CO}_2$  formed at a pressure of 2.50 atm and a temperature of 125°C.

**Solution****Where are we going?**

- To determine the volume of CO<sub>2</sub> produced

*What do we know?*

	CH <sub>4</sub>	O <sub>2</sub>	CO <sub>2</sub>
<b>P</b>	1.65 atm	1.25 atm	2.50 atm
<b>V</b>	2.80 L	35.0 L	?
<b>T</b>	25°C + 273 = 298 K	31°C + 273 = 304 K	125°C + 273 = 398 K

*What information do we need?*

- ✓ Balanced chemical equation for the reaction
- ✓ Ideal gas law

$$PV = nRT$$


- ✓  $R = 0.08206 \text{ L} \cdot \text{atm}/\text{K} \cdot \text{mol}$

**How do we get there?**

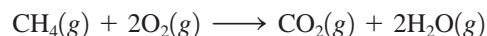
We need to use the strategy for solving stoichiometry problems that we learned in Chapter 3.

**1 ► What is the balanced equation?**

From the description of the reaction, the unbalanced equation is



which can be balanced to give

**2 ► What is the limiting reactant?**

We can determine this by using the ideal gas law to determine the moles for each reactant:

$$n_{\text{CH}_4} = \frac{PV}{RT} = \frac{(1.65 \text{ atm})(2.80 \text{ L})}{(0.08206 \text{ L} \cdot \text{atm}/\text{K} \cdot \text{mol})(298 \text{ K})} = 0.189 \text{ mol}$$

$$n_{\text{O}_2} = \frac{PV}{RT} = \frac{(1.25 \text{ atm})(35.0 \text{ L})}{(0.08206 \text{ L} \cdot \text{atm}/\text{K} \cdot \text{mol})(304 \text{ K})} = 1.75 \text{ mol}$$

In the balanced equation for the combustion reaction, 1 mol CH<sub>4</sub> requires 2 mol O<sub>2</sub>. Thus the moles of O<sub>2</sub> required by 0.189 mol CH<sub>4</sub> can be calculated as follows:

$$0.189 \text{ mol CH}_4 \times \frac{2 \text{ mol O}_2}{1 \text{ mol CH}_4} = 0.378 \text{ mol O}_2$$

The limiting reactant is CH<sub>4</sub>.

**3 ► What are the moles of CO<sub>2</sub>?**

Since CH<sub>4</sub> is limiting, we use the moles of CH<sub>4</sub> to determine the moles of CO<sub>2</sub> produced:

$$0.189 \text{ mol CH}_4 \times \frac{1 \text{ mol CO}_2}{1 \text{ mol CH}_4} = 0.189 \text{ mol CO}_2$$

**4 ► What is the volume of CO<sub>2</sub> produced?**

Since the conditions stated are not STP, we must use the ideal gas law to calculate the volume:

$$V = \frac{nRT}{P}$$

In this case  $n = 0.189 \text{ mol}$ ,  $T = 125^\circ\text{C} + 273 = 398 \text{ K}$ ,  $P = 2.50 \text{ atm}$ , and  $R = 0.08206 \text{ L} \cdot \text{atm}/\text{K} \cdot \text{mol}$ . Thus

$$\blacksquare V = \frac{(0.189 \text{ mol})(0.08206 \text{ L} \cdot \text{atm}/\text{K} \cdot \text{mol})(398 \text{ K})}{2.50 \text{ atm}} = 2.47 \text{ L}$$

This represents the volume of  $\text{CO}_2$  produced under these conditions.

SEE EXERCISES 5.69 AND 5.72

## Molar Mass of a Gas

One very important use of the ideal gas law is in the calculation of the molar mass (molecular weight) of a gas from its measured density. To see the relationship between gas density and molar mass, consider that the number of moles of gas  $n$  can be expressed as

$$n = \frac{\text{grams of gas}}{\text{molar mass}} = \frac{\text{mass}}{\text{molar mass}} = \frac{m}{\text{molar mass}}$$

Substitution into the ideal gas equation gives

$$P = \frac{nRT}{V} = \frac{(m/\text{molar mass})RT}{V} = \frac{m(RT)}{V(\text{molar mass})}$$

However,  $m/V$  is the gas density  $d$  in units of grams per liter. Thus

$$P = \frac{dRT}{\text{molar mass}}$$

or

$$\text{Molar mass} = \frac{dRT}{P} \quad (5.1)$$

Thus, if the density of a gas at a given temperature and pressure is known, its molar mass can be calculated.

$$\text{Density} = \frac{\text{mass}}{\text{volume}}$$

### EXAMPLE 5.14

## Gas Density/Molar Mass

The density of a gas was measured at 1.50 atm and  $27^\circ\text{C}$  and found to be 1.95 g/L. Calculate the molar mass of the gas.

### Solution

#### Where are we going?

- To determine the molar mass of the gas

*What do we know?*

- ✓  $P = 1.50 \text{ atm}$
- ✓  $T = 27^\circ\text{C} + 273 = 300. \text{ K}$
- ✓  $d = 1.95 \text{ g/L}$

*What information do we need?*

- ✓ Molar mass =  $\frac{dRT}{P}$
- ✓  $R = 0.08206 \text{ L} \cdot \text{atm}/\text{K} \cdot \text{mol}$

## How do we get there?

$$\blacksquare \text{ Molar mass} = \frac{dRT}{P} = \frac{\left(1.95 \frac{\text{g}}{\text{L}}\right) \left(0.08206 \frac{\text{L} \cdot \text{atm}}{\text{K} \cdot \text{mol}}\right) (300. \text{K})}{1.50 \text{ atm}} = 32.0 \text{ g/mol}$$

**Reality Check:** These are the units expected for molar mass.

## SEE EXERCISES 5.75 THROUGH 5.78

You could memorize the equation involving gas density and molar mass, but it is better simply to remember the ideal gas equation, the definition of density, and the relationship between number of moles and molar mass. You can then derive the appropriate equation when you need it. This approach ensures that you understand the concepts and means one less equation to memorize.

## 5.5 ► Dalton's Law of Partial Pressures

Among the experiments that led John Dalton to propose the atomic theory were his studies of mixtures of gases. In 1803 Dalton summarized his observations as follows: *For a mixture of gases in a container, the total pressure exerted is the sum of the pressures that each gas would exert if it were alone.* This statement, known as **Dalton's law of partial pressures**, can be expressed as follows:

$$P_{\text{TOTAL}} = P_1 + P_2 + P_3 + \dots$$

where the subscripts refer to the individual gases (gas 1, gas 2, and so on). The symbols  $P_1$ ,  $P_2$ ,  $P_3$ , and so on represent each **partial pressure**, the pressure that a particular gas would exert if it were alone in the container.

Assuming that each gas behaves ideally, the partial pressure of each gas can be calculated from the ideal gas law:

$$P_1 = \frac{n_1RT}{V}, \quad P_2 = \frac{n_2RT}{V}, \quad P_3 = \frac{n_3RT}{V}, \quad \dots$$

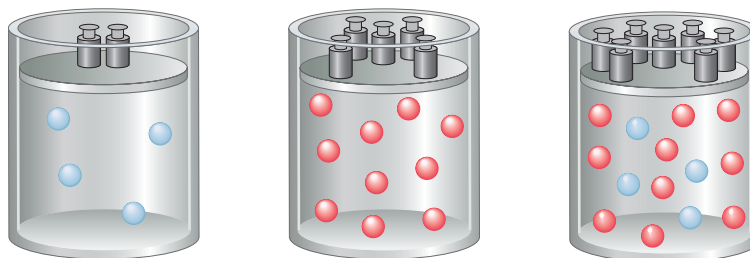
The total pressure of the mixture  $P_{\text{TOTAL}}$  can be represented as

$$\begin{aligned} P_{\text{TOTAL}} &= P_1 + P_2 + P_3 + \dots = \frac{n_1RT}{V} + \frac{n_2RT}{V} + \frac{n_3RT}{V} + \dots \\ &= (n_1 + n_2 + n_3 + \dots) \left( \frac{RT}{V} \right) \\ &= n_{\text{TOTAL}} \left( \frac{RT}{V} \right) \end{aligned}$$

where  $n_{\text{TOTAL}}$  is the sum of the numbers of moles of the various gases. Thus, for a mixture of ideal gases, it is the *total number of moles of particles* that is important, not the identity or composition of the involved gas particles. This idea is illustrated in Fig. 5.12.

**Figure 5.12**

The partial pressure of each gas in a mixture of gases in a container depends on the number of moles of that gas. The total pressure is the sum of the partial pressures and depends on the total moles of gas particles present, no matter what they are. Note that the volume remains constant.



This important observation indicates some fundamental characteristics of an ideal gas. The fact that the pressure exerted by an ideal gas is not affected by the identity (composition) of the gas particles reveals two things about ideal gases: (1) the volume of the individual gas particle must not be important, and (2) the forces among the particles must not be important. If these factors were important, the pressure exerted by the gas would depend on the nature of the individual particles. These observations will strongly influence the model that we will eventually construct to explain ideal gas behavior.

### EXAMPLE 5.15 Dalton's Law I

Mixtures of helium and oxygen can be used in scuba diving tanks to help prevent “the bends.” For a particular dive, 46 L He at 25°C and 1.0 atm and 12 L O<sub>2</sub> at 25°C and 1.0 atm were pumped into a tank with a volume of 5.0 L. Calculate the partial pressure of each gas and the total pressure in the tank at 25°C.

#### Solution

##### Where are we going?

- To determine the partial pressure of each gas
- To determine the total pressure in the tank at 25°C

*What do we know?*

	He	O <sub>2</sub>	Tank
<b>P</b>	1.00 atm	1.00 atm	? atm
<b>V</b>	46 L	12 L	5.0 L
<b>T</b>	25°C + 273 = 298 K	25°C + 273 = 298 K	25°C + 273 = 298 K

*What information do we need?*

- ✓ Ideal gas law

$$PV = nRT$$

- ✓  $R = 0.08206 \text{ L} \cdot \text{atm}/\text{K} \cdot \text{mol}$

##### How do we get there?

*How many moles are present for each gas?*

$$n = \frac{PV}{RT}$$

$$n_{\text{He}} = \frac{(1.0 \text{ atm})(46 \text{ L})}{(0.08206 \text{ L} \cdot \text{atm}/\text{K} \cdot \text{mol})(298 \text{ K})} = 1.9 \text{ mol}$$

$$n_{\text{O}_2} = \frac{(1.0 \text{ atm})(12 \text{ L})}{(0.08206 \text{ L} \cdot \text{atm}/\text{K} \cdot \text{mol})(298 \text{ K})} = 0.49 \text{ mol}$$

*What is the partial pressure for each gas in the tank?*

The tank containing the mixture has a volume of 5.0 L, and the temperature is 25°C. We can use these data and the ideal gas law to calculate the partial pressure of each gas:

$$P = \frac{nRT}{V}$$

$$\blacksquare P_{\text{He}} = \frac{(1.9 \text{ mol})(0.08206 \text{ L} \cdot \text{atm}/\text{K} \cdot \text{mol})(298 \text{ K})}{5.0 \text{ L}} = 9.3 \text{ atm}$$

$$\blacksquare P_{\text{O}_2} = \frac{(0.49 \text{ mol})(0.08206 \text{ L} \cdot \text{atm}/\text{K} \cdot \text{mol})(298 \text{ K})}{5.0 \text{ L}} = 2.4 \text{ atm}$$



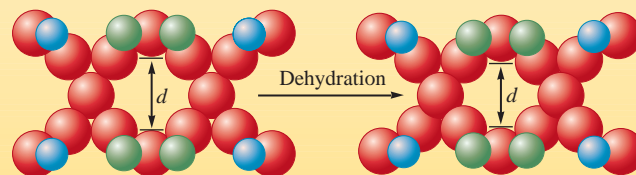
## chemical connections

### Separating Gases

Assume you work for an oil company that owns a huge natural gas reservoir containing a mixture of methane and nitrogen gases. In fact, the gas mixture contains so much nitrogen that it is unusable as a fuel. Your job is to separate the nitrogen ( $N_2$ ) from the methane ( $CH_4$ ). How might you accomplish this task? You clearly need some sort of “molecular filter” that will stop the slightly larger methane molecules (size  $\approx 430$  pm) and allow the nitrogen molecules (size  $\approx 410$  pm) to pass through. To accomplish the separation of molecules so similar in size will require a very precise “filter.”

The good news is that such a filter exists. Recent work by Steven Kuznicki and Valerie Bell at Engelhard Corporation in New Jersey and Michael Tsapatsis at the University of Massachusetts has produced a “molecular sieve” in which the pore (passage) sizes can be adjusted precisely enough to separate  $N_2$  molecules from  $CH_4$  molecules. The material involved is a special hydrated titanasilicate (contains  $H_2O$ , Ti, Si, O, and Sr) compound patented by Engelhard known as ETS-4 (Engelhard TitanoSilicate-4). When

sodium ions are substituted for the strontium ions in ETS-4 and the new material is carefully dehydrated, a uniform and controllable pore-size reduction occurs (see figure). The researchers have shown that the material can be used to separate  $N_2$  ( $\approx 410$  pm) from  $O_2$  ( $\approx 390$  pm). They have also shown that it is possible to reduce the nitrogen content of natural gas from 18% to less than 5% with a 90% recovery of methane.



Molecular sieve framework of titanium (blue), silicon (green), and oxygen (red) atoms contracts on heating—at room temperature (left),  $d = 4.27$  Å; at  $250^\circ\text{C}$  (right),  $d = 3.94$  Å.

*What is the total pressure of the mixture of gases in the tank?*

The total pressure is the sum of the partial pressures:

$$\blacksquare P_{\text{TOTAL}} = P_{\text{He}} + P_{\text{O}_2} = 9.3 \text{ atm} + 2.4 \text{ atm} = 11.7 \text{ atm}$$

SEE EXERCISES 5.79 AND 5.80

At this point we need to define the **mole fraction**: *the ratio of the number of moles of a given component in a mixture to the total number of moles in the mixture.* The Greek lowercase letter chi ( $\chi$ ) is used to symbolize the mole fraction. For example, for a given component in a mixture, the mole fraction  $\chi_1$  is

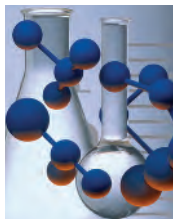
$$\chi_1 = \frac{n_1}{n_{\text{TOTAL}}} = \frac{n_1}{n_1 + n_2 + n_3 + \dots}$$

From the ideal gas equation we know that the number of moles of a gas is directly proportional to the pressure of the gas, since

$$n = P \left( \frac{V}{RT} \right)$$

That is, for each component in the mixture,

$$n_1 = P_1 \left( \frac{V}{RT} \right), \quad n_2 = P_2 \left( \frac{V}{RT} \right), \quad \dots$$

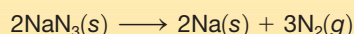


## chemical connections

### The Chemistry of Air Bags

Most experts agree that air bags represent a very important advance in automobile safety.

These bags, which are stored in the auto's steering wheel or dash, are designed to inflate rapidly (within about 40 ms) in the event of a crash, cushioning the front-seat occupants against impact. The bags then deflate immediately to allow vision and movement after the crash. Air bags are activated when a severe deceleration (an impact) causes a steel ball to compress a spring and electrically ignite a detonator cap, which, in turn, causes sodium azide ( $\text{NaN}_3$ ) to decompose explosively, forming sodium and nitrogen gas:



This system works very well and requires a relatively small amount of sodium azide (100 g yields 56 L  $\text{N}_2(\text{g})$  at  $25^\circ\text{C}$  and 1.0 atm).

When a vehicle containing air bags reaches the end of its useful life, the sodium azide present in the activators must be given proper disposal. Sodium azide, besides being explosive, has a toxicity roughly equal to that of sodium

cyanide. It also forms hydrazoic acid ( $\text{HN}_3$ ), a toxic and explosive liquid, when treated with acid.

The air bag represents an application of chemistry that has already saved thousands of lives.



Inflated air bags.

Therefore, we can represent the mole fraction in terms of pressures:

$$\begin{aligned} \chi_1 &= \frac{n_1}{n_{\text{TOTAL}}} = \frac{\overbrace{P_1(V/RT)}^{n_1}}{\underbrace{P_1(V/RT)}_{n_1} + \underbrace{P_2(V/RT)}_{n_2} + \underbrace{P_3(V/RT)}_{n_3} + \dots} \\ &= \frac{(V/RT)P_1}{(V/RT)(P_1 + P_2 + P_3 + \dots)} \\ &= \frac{P_1}{P_1 + P_2 + P_3 + \dots} = \frac{P_1}{P_{\text{TOTAL}}} \end{aligned}$$

In fact, the mole fraction of each component in a mixture of ideal gases is directly related to its partial pressure:

$$\chi_2 = \frac{n_2}{n_{\text{TOTAL}}} = \frac{P_2}{P_{\text{TOTAL}}}$$

### EXAMPLE 5.16 Dalton's Law II

The partial pressure of oxygen was observed to be 156 torr in air with a total atmospheric pressure of 743 torr. Calculate the mole fraction of  $\text{O}_2$  present.

#### Solution

#### Where are we going?

- To determine the mole fraction of  $\text{O}_2$

What do we know?

$$\checkmark P_{\text{O}_2} = 156 \text{ torr}$$

$$\checkmark P_{\text{TOTAL}} = 743 \text{ torr}$$

### How do we get there?

The mole fraction of  $\text{O}_2$  can be calculated from the equation

$$\blacksquare \chi_{\text{O}_2} = \frac{P_{\text{O}_2}}{P_{\text{TOTAL}}} = \frac{156 \text{ torr}}{743 \text{ torr}} = 0.210$$

Note that the mole fraction has no units.

SEE EXERCISE 5.85

The expression for the mole fraction,

$$\chi_1 = \frac{P_1}{P_{\text{TOTAL}}}$$

can be rearranged to give

$$P_1 = \chi_1 \times P_{\text{TOTAL}}$$

That is, *the partial pressure of a particular component of a gaseous mixture is the mole fraction of that component times the total pressure.*

### EXAMPLE 5.17

### Dalton's Law III

The mole fraction of nitrogen in the air is 0.7808. Calculate the partial pressure of  $\text{N}_2$  in air when the atmospheric pressure is 760. torr.

#### Solution

The partial pressure of  $\text{N}_2$  can be calculated as follows:

$$P_{\text{N}_2} = \chi_{\text{N}_2} \times P_{\text{TOTAL}} = 0.7808 \times 760. \text{ torr} = 593 \text{ torr}$$

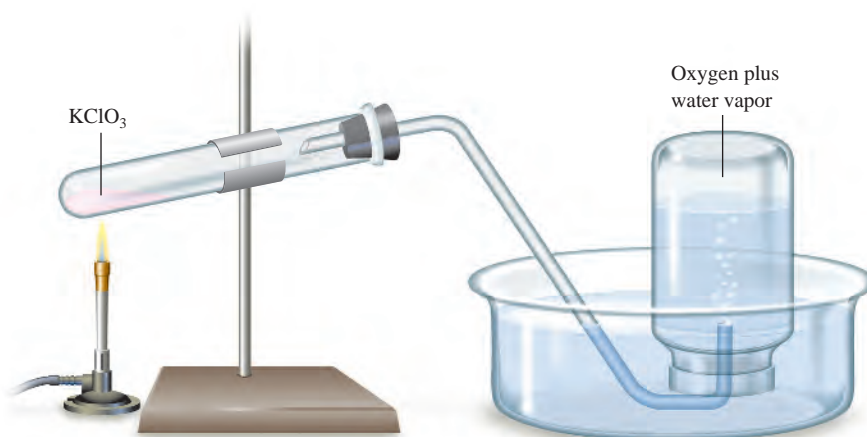
SEE EXERCISE 5.86

## Collecting a Gas over Water

A mixture of gases results whenever a gas is collected by displacement of water. For example, Fig. 5.13 shows the collection of oxygen gas produced by the decomposition of solid potassium chlorate. In this situation, the gas in the bottle is a mixture of water vapor and the oxygen being collected. Water vapor is present because molecules of water escape from the surface of the liquid and collect in the space above the liquid. Molecules of water also return to the liquid. When the rate of escape equals the rate of return, the number of water molecules in the vapor state remains constant, and thus the pressure of water vapor remains constant. This pressure, which depends on temperature, is called the *vapor pressure of water*.

Vapor pressure will be discussed in detail in Chapter 10. A table of water vapor pressure values is given in Section 10.8.

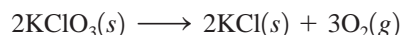


**Figure 5.13**

The production of oxygen by thermal decomposition of  $\text{KClO}_3$ . The  $\text{MnO}_2$  is mixed with the  $\text{KClO}_3$  to make the reaction faster.

### EXAMPLE 5.18 Gas Collection over Water

A sample of solid potassium chlorate ( $\text{KClO}_3$ ) was heated in a test tube (see Fig. 5.13) and decomposed by the following reaction:



The oxygen produced was collected by displacement of water at  $22^\circ\text{C}$  at a total pressure of 754 torr. The volume of the gas collected was 0.650 L, and the vapor pressure of water at  $22^\circ\text{C}$  is 21 torr. Calculate the partial pressure of  $\text{O}_2$  in the gas collected and the mass of  $\text{KClO}_3$  in the sample that was decomposed.

#### Solution

##### Where are we going?

- To determine the partial pressure of  $\text{O}_2$  in the gas collected
- Calculate the mass of  $\text{KClO}_3$  in the original sample

*What do we know?*

	Gas Collected	Water Vapor
<b>P</b>	754 torr	21 torr
<b>V</b>	0.650 L	
<b>T</b>	$22^\circ\text{C} + 273 = 295\text{ K}$	$22^\circ\text{C} + 273 = 295\text{ K}$

##### How do we get there?

*What is the partial pressure of  $\text{O}_2$ ?*

$$P_{\text{TOTAL}} = P_{\text{O}_2} + P_{\text{H}_2\text{O}} = P_{\text{O}_2} + 21\text{ torr} = 754\text{ torr}$$

$$\blacksquare P_{\text{O}_2} = 754\text{ torr} - 21\text{ torr} = 733\text{ torr}$$

*What is the number of moles of  $\text{O}_2$ ?*

Now we use the ideal gas law to find the number of moles of  $\text{O}_2$ :

$$n_{\text{O}_2} = \frac{P_{\text{O}_2}V}{RT}$$

In this case, the partial pressure of the  $O_2$  is

$$P_{O_2} = 733 \text{ torr} = \frac{733 \text{ torr}}{760 \text{ torr/atm}} = 0.964 \text{ atm}$$

To find the moles of  $O_2$  produced, we use

$$V = 0.650 \text{ L}$$

$$T = 22^\circ\text{C} + 273 = 295 \text{ K}$$

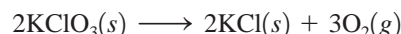
$$R = 0.08206 \text{ L} \cdot \text{atm/K} \cdot \text{mol}$$

$$n_{O_2} = \frac{(0.964 \text{ atm})(0.650 \text{ L})}{(0.08206 \text{ L} \cdot \text{atm/K} \cdot \text{mol})(295 \text{ K})} = 2.59 \times 10^{-2} \text{ mol}$$

How many moles of  $KClO_3$  are required to produce this amount of  $O_2$ ?

Use the stoichiometry problem-solving strategy:

1 ► What is the balanced equation?



2 ► What is the mole ratio between  $KClO_3$  and  $O_2$  in the balanced equation?

$$\frac{1 \text{ mol } KClO_3}{3 \text{ mol } O_2}$$

3 ► What are the moles of  $KClO_3$ ?

$$2.59 \times 10^{-2} \text{ mol } O_2 \times \frac{2 \text{ mol } KClO_3}{3 \text{ mol } O_2} = 1.73 \times 10^{-2} \text{ mol } KClO_3$$

4 ► What is the mass of  $KClO_3$  (molar mass 122.6 g/mol) in the original sample?

$$1.73 \times 10^{-2} \text{ mol } KClO_3 \times \frac{122.6 \text{ g } KClO_3}{1 \text{ mol } KClO_3} = 2.12 \text{ g } KClO_3$$

■ Thus the original sample contained 2.12 g  $KClO_3$ .

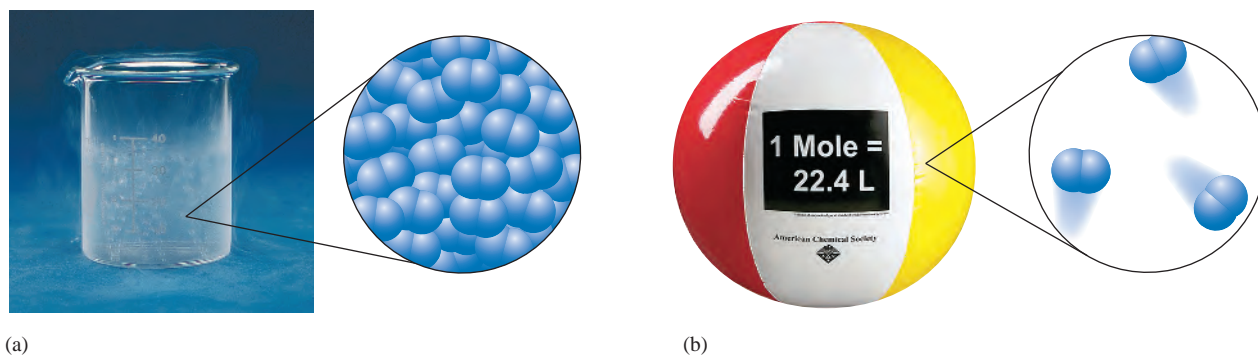
SEE EXERCISES 5.87 THROUGH 5.89

## 5.6 ► The Kinetic Molecular Theory of Gases

We have so far considered the behavior of gases from an experimental point of view. Based on observations from different types of experiments, we know that at pressures of less than 1 atm most gases closely approach the behavior described by the ideal gas law. Now we want to construct a model to explain this behavior.

Before we do this, let's briefly review the scientific method. Recall that a law is a way of generalizing behavior that has been observed in many experiments. Laws are very useful, since they allow us to predict the behavior of similar systems. For example, if a chemist prepares a new gaseous compound, a measurement of the gas density at known pressure and temperature can provide a reliable value for the compound's molar mass.

However, although laws summarize observed behavior, they do not tell us *why* nature behaves in the observed fashion. This is the central question for scientists. To try to answer this question, we construct theories (build models). The models in chemistry consist of speculations about what the individual atoms or molecules (microscopic particles) might be doing to cause the observed behavior of the macroscopic systems (collections of very large numbers of atoms and molecules).

**Figure 5.14**

(a) One mole of  $\text{N}_2(l)$  has a volume of approximately 35 mL and a density of 0.81 g/mL. (b) One mole of  $\text{N}_2(g)$  has a volume of 22.42 L (STP) and a density of  $1.2 \times 10^{-3}$  g/mL. Thus the ratio of the volumes of gaseous  $\text{N}_2$  and liquid  $\text{N}_2$  is  $22.42/0.035 = 640$ , and the spacing of the molecules is 9 times farther apart in  $\text{N}_2(g)$ .

A model is considered successful if it explains the observed behavior in question and predicts correctly the results of future experiments. It is important to understand that a model can never be proved absolutely true. In fact, *any model is an approximation* by its very nature and is bound to fail at some point. Models range from the simple to the extraordinarily complex. We use simple models to predict approximate behavior and more complicated models to account very precisely for observed quantitative behavior. In this text we will stress simple models that provide an approximate picture of what might be happening and that fit the most important experimental results.

An example of this type of model is the **kinetic molecular theory (KMT)**, a simple model that attempts to explain the properties of an ideal gas. This model is based on speculations about the behavior of the individual gas particles (atoms or molecules). The postulates of the kinetic molecular theory as they relate to the particles of an ideal gas can be stated as follows:

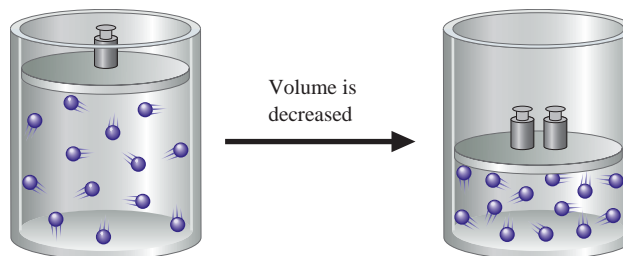
#### Postulates of the Kinetic Molecular Theory

1. The particles are so small compared with the distances between them that *the volume of the individual particles can be assumed to be negligible (zero)*. See Fig. 5.14.
2. *The particles are in constant motion. The collisions of the particles with the walls of the container are the cause of the pressure exerted by the gas.*
3. *The particles are assumed to exert no forces on each other; they are assumed neither to attract nor to repel each other.*
4. *The average kinetic energy of a collection of gas particles is assumed to be directly proportional to the Kelvin temperature of the gas.*

Of course, the molecules in a real gas have finite volumes and do exert forces on each other. Thus *real gases* do not conform to these assumptions. However, we will see that these postulates do indeed explain *ideal gas* behavior.

The true test of a model is how well its predictions fit the experimental observations. The postulates of the kinetic molecular model picture an ideal gas as consisting of particles having no volume and no attractions for each other, and the model assumes that the gas produces pressure on its container by collisions with the walls.

Let's consider how this model accounts for the properties of gases as summarized by the ideal gas law:  $PV = nRT$ .

**Figure 5.15**

The effects of decreasing the volume of a sample of gas at constant temperature.

### Pressure and Volume (Boyle's Law)

We have seen that for a given sample of gas at a given temperature ( $n$  and  $T$  are constant) that if the volume of a gas is decreased, the pressure increases:

$$P = \underbrace{(nRT)}_{\text{Constant}} \frac{1}{V}$$

This makes sense based on the kinetic molecular theory because a decrease in volume means that the gas particles will hit the wall more often, thus increasing pressure, as illustrated in Fig. 5.15.

### Pressure and Temperature

From the ideal gas law we can predict that for a given sample of an ideal gas at a constant volume, the pressure will be directly proportional to the temperature:

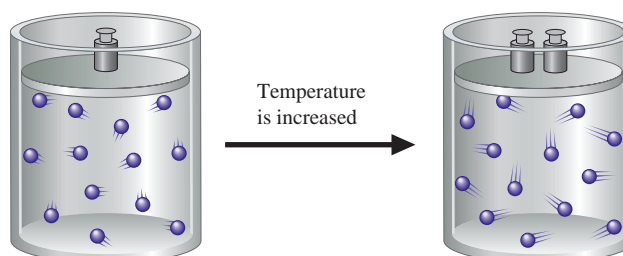
$$P = \underbrace{\left(\frac{nR}{V}\right)}_{\text{Constant}} T$$

The KMT accounts for this behavior because when the temperature of a gas increases, the speeds of its particles increase, the particles hitting the wall with greater force and greater frequency. Since the volume remains the same, this would result in increased gas pressure, as illustrated in Fig. 5.16.

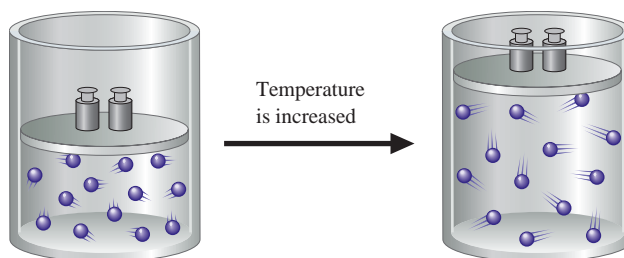
### Volume and Temperature (Charles's Law)

The ideal gas law indicates that for a given sample of gas at a constant pressure, the volume of the gas is directly proportional to the temperature in kelvins:

$$V = \underbrace{\left(\frac{nR}{P}\right)}_{\text{Constant}} T$$

**Figure 5.16**

The effects of increasing the temperature of a sample of gas at constant volume.

**Figure 5.17**

The effects of increasing the temperature of a sample of gas at constant pressure.

This can be visualized from the KMT, as shown in Fig. 5.17. When the gas is heated to a higher temperature, the speeds of its molecules increase and thus they hit the walls more often and with more force. The only way to keep the pressure constant in this situation is to increase the volume of the container. This compensates for the increased particle speeds.

### Volume and Number of Moles (Avogadro's Law)

The ideal gas law predicts that the volume of a gas at a constant temperature and pressure depends directly on the number of gas particles present:

$$V = \left( \frac{RT}{P} \right) n$$

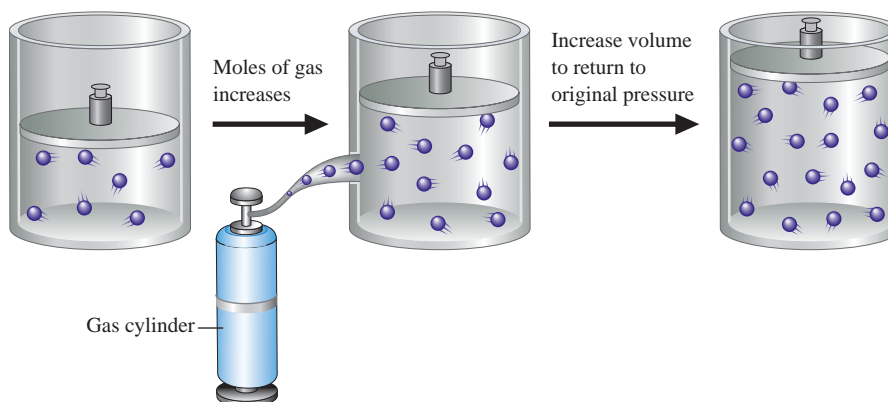
↑  
 Constant

This makes sense in terms of the KMT because an increase in the number of gas particles at the same temperature would cause the pressure to increase if the volume were held constant (see Fig. 5.18). The only way to return the pressure to its original value is to increase the volume.

It is important to recognize that the volume of a gas (at constant  $P$  and  $T$ ) depends only on the *number* of gas particles present. The individual volumes of the particles are not a factor because the particle volumes are so small compared with the distances between the particles (for a gas behaving ideally).

### Mixture of Gases (Dalton's Law)

The observation that the total pressure exerted by a mixture of gases is the sum of the pressures of the individual gases is expected because the KMT assumes that all gas particles are independent of each other and that the volumes of the individual particles are unimportant. Thus the identities of the gas particles do not matter.

**Figure 5.18**

The effects of increasing the number of moles of gas particles at constant temperature and pressure.

## Deriving the Ideal Gas Law

We have shown qualitatively that the assumptions of the KMT successfully account for the observed behavior of an ideal gas. We can go further. By applying the principles of physics to the assumptions of the KMT, we can in effect derive the ideal gas law.

As shown in detail in Appendix 2, we can apply the definitions of velocity, momentum, force, and pressure to the collection of particles in an ideal gas and *derive* the following expression for pressure:

$$P = \frac{2}{3} \left[ \frac{nN_A \left( \frac{1}{2} m \overline{u^2} \right)}{V} \right]$$

where  $P$  is the pressure of the gas,  $n$  is the number of moles of gas,  $N_A$  is Avogadro's number,  $m$  is the mass of each particle,  $\overline{u^2}$  is the average of the square of the velocities of the particles, and  $V$  is the volume of the container.

The quantity  $\frac{1}{2} m \overline{u^2}$  represents the average kinetic energy of a gas particle. If the average kinetic energy of an individual particle is multiplied by  $N_A$ , the number of particles in a mole, we get the average kinetic energy for a mole of gas particles:

$$(\text{KE})_{\text{avg}} = N_A \left( \frac{1}{2} m \overline{u^2} \right)$$

Using this definition, we can rewrite the expression for pressure as

$$P = \frac{2}{3} \left[ \frac{n(\text{KE})_{\text{avg}}}{V} \right] \quad \text{or} \quad \frac{PV}{n} = \frac{2}{3} (\text{KE})_{\text{avg}}$$

The fourth postulate of the kinetic molecular theory is that the average kinetic energy of the particles in the gas sample is directly proportional to the temperature in kelvins. Thus, since  $(\text{KE})_{\text{avg}} \propto T$ , we can write

$$\frac{PV}{n} = \frac{2}{3} (\text{KE})_{\text{avg}} \propto T \quad \text{or} \quad \frac{PV}{n} \propto T$$

Note that this expression has been *derived* from the assumptions of the kinetic molecular theory. How does it compare to the ideal gas law—the equation obtained from experiment? Compare the ideal gas law,

$$\frac{PV}{n} = RT \quad \text{From experiment}$$

Kinetic energy (KE) given by the equation  $\text{KE} = \frac{1}{2} m \overline{u^2}$  is the energy due to the motion of a particle. We will discuss this further in Section 6.1.



(a)



(b)



(c)

(a) A balloon filled with air at room temperature. (b) The balloon is dipped into liquid nitrogen at 77 K. (c) The balloon collapses as the molecules inside slow down due to the decreased temperature. Slower molecules produce a lower pressure.

with the result from the kinetic molecular theory,

$$\frac{PV}{n} \propto T \quad \text{From theory}$$

These expressions have exactly the same form if  $R$ , the universal gas constant, is considered the proportionality constant in the second case.

The agreement between the ideal gas law and the predictions of the kinetic molecular theory gives us confidence in the validity of the model. The characteristics we have assumed for ideal gas particles must agree, at least under certain conditions, with their actual behavior.

## The Meaning of Temperature

We have seen from the kinetic molecular theory that the Kelvin temperature indicates the average kinetic energy of the gas particles. The exact relationship between temperature and average kinetic energy can be obtained by combining the equations:

$$\frac{PV}{n} = RT = \frac{2}{3}(\text{KE})_{\text{avg}}$$

which yields the expression

$$(\text{KE})_{\text{avg}} = \frac{3}{2}RT$$

This is a very important relationship. It summarizes the meaning of the Kelvin temperature of a gas: The Kelvin temperature is an index of the random motions of the particles of a gas, with higher temperature meaning greater motion. (As we will see in Chapter 10, temperature is an index of the random motions in solids and liquids as well as in gases.)

## Root Mean Square Velocity

In the equation from the kinetic molecular theory, the average velocity of the gas particles is a special kind of average. The symbol  $\bar{u}^2$  means the average of the *squares* of the particle velocities. The square root of  $\bar{u}^2$  is called the **root mean square velocity** and is symbolized by  $u_{\text{rms}}$ :

$$u_{\text{rms}} = \sqrt{\bar{u}^2}$$

We can obtain an expression for  $u_{\text{rms}}$  from the equations

$$(\text{KE})_{\text{avg}} = N_A \left( \frac{1}{2} m \bar{u}^2 \right) \quad \text{and} \quad (\text{KE})_{\text{avg}} = \frac{3}{2} RT$$

Combination of these equations gives

$$N_A \left( \frac{1}{2} m \bar{u}^2 \right) = \frac{3}{2} RT \quad \text{or} \quad \bar{u}^2 = \frac{3RT}{N_A m}$$

Taking the square root of both sides of the last equation produces

$$\sqrt{\bar{u}^2} = u_{\text{rms}} = \sqrt{\frac{3RT}{N_A m}}$$

In this expression  $m$  represents the mass in kilograms of a single gas particle. When  $N_A$ , the number of particles in a mole, is multiplied by  $m$ , the product is the mass of a *mole* of gas particles in *kilograms*. We will call this quantity  $M$ . Substituting  $M$  for  $N_A m$  in the equation for  $u_{\text{rms}}$ , we obtain

$$u_{\text{rms}} = \sqrt{\frac{3RT}{M}}$$

$$R = 0.08206 \frac{\text{L} \cdot \text{atm}}{\text{K} \cdot \text{mol}}$$

$$R = 8.3145 \frac{\text{J}}{\text{K} \cdot \text{mol}}$$

Before we can use this equation, we need to consider the units for  $R$ . So far we have used  $0.08206 \text{ L} \cdot \text{atm}/\text{K} \cdot \text{mol}$  as the value of  $R$ . But to obtain the desired units (meters per second) for  $u_{\text{rms}}$ ,  $R$  must be expressed in different units. As we will see in more detail in Chapter 6, the energy unit most often used in the SI system is the joule (J). A **joule** is defined as a kilogram meter squared per second squared ( $\text{kg} \cdot \text{m}^2/\text{s}^2$ ). When  $R$  is converted to include the unit of joules, it has the value  $8.3145 \text{ J}/\text{K} \cdot \text{mol}$ . When  $R$  in these units is used in the expression  $\sqrt{3RT/M}$ ,  $u_{\text{rms}}$  is obtained in the units of meters per second as desired.

### EXAMPLE 5.19 Root Mean Square Velocity

Calculate the root mean square velocity for the atoms in a sample of helium gas at  $25^\circ\text{C}$ .

#### Solution

#### Where are we going?

- To determine the root mean square velocity for the atoms of He

*What do we know?*

$$\checkmark T = 25^\circ\text{C} + 273 = 298 \text{ K}$$

$$\checkmark R = 8.3145 \text{ J}/\text{K} \cdot \text{mol}$$

*What information do we need?*

$$\checkmark \text{Root mean square velocity is } u_{\text{rms}} = \sqrt{\frac{3RT}{M}}$$

#### How do we get there?

*What is the mass of a mole of He in kilograms?*

$$M = 4.00 \frac{\text{g}}{\text{mol}} \times \frac{1 \text{ kg}}{1000 \text{ g}} = 4.00 \times 10^{-3} \text{ kg/mol}$$

*What is the root mean square velocity for the atoms of He?*

$$u_{\text{rms}} = \sqrt{\frac{3 \left( 8.3145 \frac{\text{J}}{\text{K} \cdot \text{mol}} \right) (298 \text{ K})}{4.00 \times 10^{-3} \frac{\text{kg}}{\text{mol}}}} = \sqrt{1.86 \times 10^6 \frac{\text{J}}{\text{kg}}}$$

Since the units of J are  $\text{kg} \cdot \text{m}^2/\text{s}^2$ , this expression gives

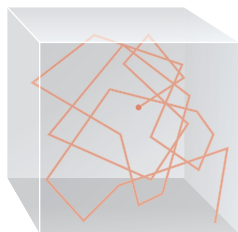
$$\blacksquare u_{\text{rms}} = \sqrt{1.86 \times 10^6 \frac{\text{kg} \cdot \text{m}^2}{\text{kg} \cdot \text{s}^2}} = 1.36 \times 10^3 \text{ m/s}$$

**Reality Check:** The resulting units are appropriate for velocity.

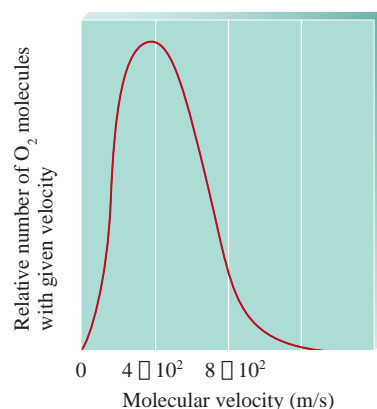
SEE EXERCISES 5.97 AND 5.98

So far we have said nothing about the range of velocities actually found in a gas sample. In a real gas there are large numbers of collisions between particles. For example, as we will see in the next section, when an odorous gas such as ammonia is released in a room, it takes some time for the odor to permeate the air. This delay results from collisions between the  $\text{NH}_3$  molecules and the  $\text{O}_2$  and  $\text{N}_2$  molecules in the air, which greatly slow the mixing process.

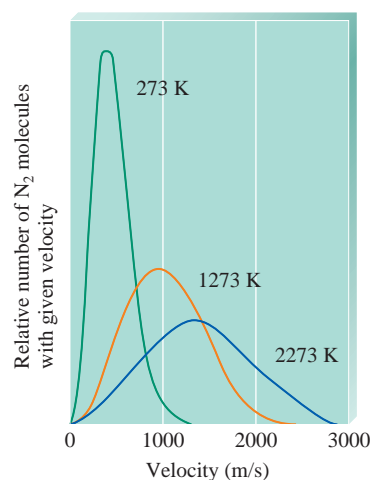


**Figure 5.19**

Path of one particle in a gas. Any given particle will continuously change its course as a result of collisions with other particles, as well as with the walls of the container.

**Figure 5.20**

A plot of the relative number of  $O_2$  molecules that have a given velocity at STP.

**Figure 5.21**

A plot of the relative number of  $N_2$  molecules that have a given velocity at three temperatures. Note that as the temperature increases, both the average velocity and the spread of velocities increase.

If the path of a particular gas particle could be monitored, it would look very erratic, something like that shown in Fig. 5.19. The average distance a particle travels between collisions in a particular gas sample is called the *mean free path*. It is typically a very small distance ( $1 \times 10^{-7}$  m for  $O_2$  at STP). One effect of the many collisions among gas particles is to produce a large range of velocities as the particles collide and exchange kinetic energy. Although  $u_{\text{rms}}$  for oxygen gas at STP is approximately 500 meters per second, the majority of  $O_2$  molecules do not have this velocity. The actual distribution of molecular velocities for oxygen gas at STP is shown in Fig. 5.20. This figure shows the relative number of gas molecules having each particular velocity.

We are also interested in the effect of *temperature* on the velocity distribution in a gas. Figure 5.21 shows the velocity distribution for nitrogen gas at three temperatures. Note that as the temperature is increased, the curve peak moves toward higher values and the range of velocities becomes much larger. The peak of the curve reflects the most probable velocity (the velocity found most often as we sample the movement of the various particles in the gas). Because the kinetic energy increases with temperature, it makes sense that the peak of the curve should move to higher values as the temperature of the gas is increased.

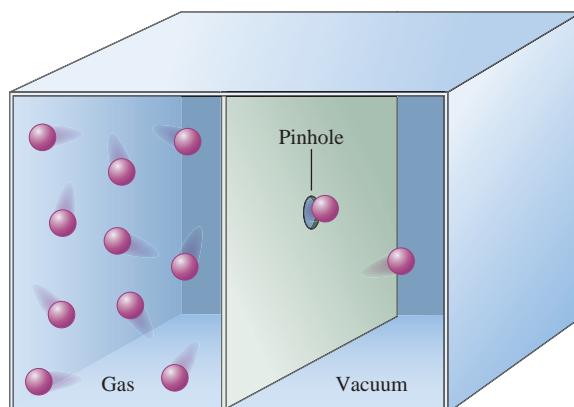
## 5.7 ► Effusion and Diffusion

We have seen that the postulates of the kinetic molecular theory, when combined with the appropriate physical principles, produce an equation that successfully fits the experimentally observed behavior of gases as they approach ideal behavior. Two phenomena involving gases provide further tests of this model.

**Diffusion** is the term used to describe the mixing of gases. When a small amount of pungent-smelling ammonia is released at the front of a classroom, it takes some time before everyone in the room can smell it, because time is required for the ammonia to mix with the air. The rate of diffusion is the rate of the mixing of gases. **Effusion** is the term used to describe the passage of a gas through a tiny orifice into an evacuated chamber, as shown in Fig. 5.22. The rate of effusion measures the speed at which the gas is transferred into the chamber.

### Effusion

Thomas Graham (1805–1869), a Scottish chemist, found experimentally that the rate of effusion of a gas is inversely proportional to the square root of the mass of its particles.

**Figure 5.22**

The effusion of a gas into an evacuated chamber. The rate of effusion (the rate at which the gas is transferred across the barrier through the pin hole) is inversely proportional to the square root of the mass of the gas molecules.

Stated in another way, the relative rates of effusion of two gases at the same temperature and pressure are given by the inverse ratio of the square roots of the masses of the gas particles:

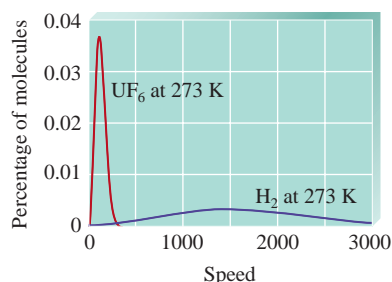
$$\frac{\text{Rate of effusion for gas 1}}{\text{Rate of effusion for gas 2}} = \frac{\sqrt{M_2}}{\sqrt{M_1}}$$

where  $M_1$  and  $M_2$  represent the molar masses of the gases. This equation is called **Graham's law of effusion**.

In Graham's law the units for molar mass can be g/mol or kg/mol, since the units

cancel in the ratio  $\frac{\sqrt{M_2}}{\sqrt{M_1}}$

### EXAMPLE 5.20 Effusion Rates



**Figure 5.23**  
Relative molecular speed distribution of  $H_2$  and  $UF_6$ .

Calculate the ratio of the effusion rates of hydrogen gas ( $H_2$ ) and uranium hexafluoride ( $UF_6$ ), a gas used in the enrichment process to produce fuel for nuclear reactors (see Fig. 5.23).

#### Solution

First we need to compute the molar masses: Molar mass of  $H_2 = 2.016$  g/mol, and molar mass of  $UF_6 = 352.02$  g/mol. Using Graham's law,

$$\frac{\text{Rate of effusion for } H_2}{\text{Rate of effusion for } UF_6} = \frac{\sqrt{M_{UF_6}}}{\sqrt{M_{H_2}}} = \sqrt{\frac{352.02}{2.016}} = 13.2$$

The effusion rate of the very light  $H_2$  molecules is about 13 times that of the massive  $UF_6$  molecules.

### SEE EXERCISES 5.103 THROUGH 5.106

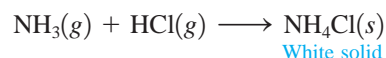
Does the kinetic molecular model for gases correctly predict the relative effusion rates of gases summarized by Graham's law? To answer this question, we must recognize that the effusion rate for a gas depends directly on the average velocity of its particles. The faster the gas particles are moving, the more likely they are to pass through the effusion orifice. This reasoning leads to the following *prediction* for two gases at the same pressure and temperature ( $T$ ):

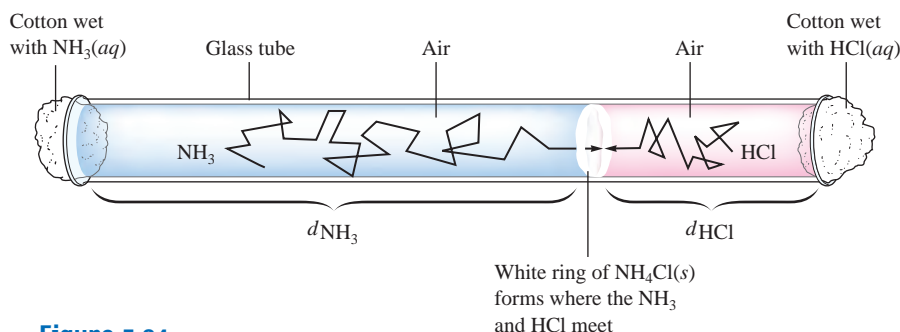
$$\frac{\text{Effusion rate for gas 1}}{\text{Effusion rate for gas 2}} = \frac{u_{\text{rms}} \text{ for gas 1}}{u_{\text{rms}} \text{ for gas 2}} = \frac{\sqrt{\frac{3RT}{M_1}}}{\sqrt{\frac{3RT}{M_2}}} = \frac{\sqrt{M_2}}{\sqrt{M_1}}$$

This equation is identical to Graham's law. Thus the kinetic molecular model does fit the experimental results for the effusion of gases.

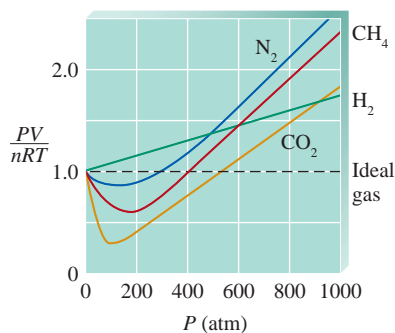
## Diffusion

Diffusion is frequently illustrated by the lecture demonstration represented in Fig. 5.24, in which two cotton plugs soaked in ammonia and hydrochloric acid are simultaneously placed at the ends of a long tube. A white ring of ammonium chloride ( $NH_4Cl$ ) forms where the  $NH_3$  and  $HCl$  molecules meet several minutes later:

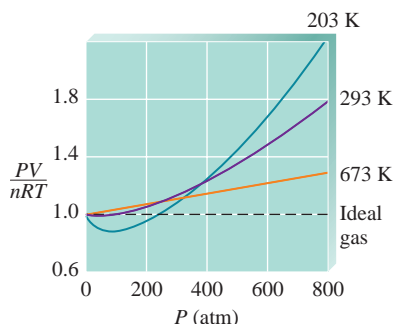


**Figure 5.24**

(above right) When  $\text{HCl}(g)$  and  $\text{NH}_3(g)$  meet in the tube, a white ring of  $\text{NH}_4\text{Cl}(s)$  forms. (above left) A demonstration of the relative diffusion rates of  $\text{NH}_3$  and  $\text{HCl}$  molecules through air. Two cotton plugs, one dipped in  $\text{HCl}(aq)$  and one dipped in  $\text{NH}_3(aq)$ , are simultaneously inserted into the ends of the tube. Gaseous  $\text{NH}_3$  and  $\text{HCl}$  vaporizing from the cotton plugs diffuse toward each other and, where they meet, react to form  $\text{NH}_4\text{Cl}(s)$ .

**Figure 5.25**

Plots of  $PV/nRT$  versus  $P$  for several gases (200 K). Note the significant deviations from ideal behavior ( $PV/nRT = 1$ ). The behavior is close to ideal only at low pressures (less than 1 atm).

**Figure 5.26**

Plots of  $PV/nRT$  versus  $P$  for nitrogen gas at three temperatures. Note that although nonideal behavior is evident in each case, the deviations are smaller at the higher temperatures.

As a first approximation we might expect that the distances traveled by the two gases are related to the relative velocities of the gas molecules:

$$\frac{\text{Distance traveled by NH}_3}{\text{Distance traveled by HCl}} = \frac{u_{\text{rms}} \text{ for NH}_3}{u_{\text{rms}} \text{ for HCl}} = \sqrt{\frac{M_{\text{HCl}}}{M_{\text{NH}_3}}} = \sqrt{\frac{36.5}{17}} = 1.5$$

However, careful experiments produce an observed ratio of less than 1.5, indicating that a quantitative analysis of diffusion requires a more complex analysis.

The diffusion of the gases through the tube is surprisingly slow in light of the fact that the velocities of  $\text{HCl}$  and  $\text{NH}_3$  molecules at  $25^\circ\text{C}$  are about 450 and 660 meters per second, respectively. Why does it take several minutes for the  $\text{NH}_3$  and  $\text{HCl}$  molecules to meet? The answer is that the tube contains air and thus the  $\text{NH}_3$  and  $\text{HCl}$  molecules undergo many collisions with  $\text{O}_2$  and  $\text{N}_2$  molecules as they travel through the tube. Because so many collisions occur when gases mix, diffusion is quite complicated to describe theoretically.

## 5.8 ► Real Gases

An ideal gas is a hypothetical concept. No gas *exactly* follows the ideal gas law, although many gases come very close at low pressures and/or high temperatures. Thus ideal gas behavior can best be thought of as the behavior *approached by real gases* under certain conditions.

We have seen that a very simple model, the kinetic molecular theory, by making some rather drastic assumptions (no interparticle interactions and zero volume for the gas particles), successfully explains ideal behavior. However, it is important that we examine real gas behavior to see how it differs from that predicted by the ideal gas law and to determine what modifications are needed in the kinetic molecular theory to explain the observed behavior. Since a model is an approximation and will inevitably fail, we must be ready to learn from such failures. In fact, we often learn more about nature from the failures of our models than from their successes.

We will examine the experimentally observed behavior of real gases by measuring the pressure, volume, temperature, and number of moles for a gas and noting how the quantity  $PV/nRT$  depends on pressure. Plots of  $PV/nRT$  versus  $P$  are shown for several gases in Fig. 5.25. For an ideal gas,  $PV/nRT$  equals 1 under all conditions, but notice that for real gases,  $PV/nRT$  approaches 1 only at very low pressures (typically below 1 atm). To illustrate the effect of temperature,  $PV/nRT$  is plotted versus  $P$  for nitrogen gas at several temperatures in Fig. 5.26. Note that the behavior of the gas appears to become more nearly ideal as the temperature is increased. The most important conclusion to be drawn from these figures is that a real gas typically exhibits behavior that is closest to ideal behavior at *low pressures* and *high temperatures*.

One of the most important procedures in science is correcting our models as we collect more data. We will understand more clearly how gases actually behave if we can figure out how to correct the simple model that explains the ideal gas law so that the new model fits the behavior we actually observe for gases. So the question is: How can we

modify the assumptions of the kinetic molecular theory to fit the behavior of real gases? The first person to do important work in this area was Johannes van der Waals (1837–1923), a physics professor at the University of Amsterdam who in 1910 received a Nobel Prize for his work. To follow his analysis, we start with the ideal gas law,

$$P = \frac{nRT}{V}$$

Remember that this equation describes the behavior of a hypothetical gas consisting of volumeless entities that do not interact with each other. In contrast, a real gas consists of atoms or molecules that have finite volumes. Therefore, the volume available to a given particle in a real gas is less than the volume of the container because the gas particles themselves take up some of the space. To account for this discrepancy, van der Waals represented the actual volume as the volume of the container  $V$  minus a correction factor for the volume of the molecules  $nb$ , where  $n$  is the number of moles of gas and  $b$  is an empirical constant (one determined by fitting the equation to the experimental results). Thus the volume *actually available* to a given gas molecule is given by the difference  $V - nb$ .

This modification of the ideal gas equation leads to the equation

$$P' = \frac{nRT}{V - nb}$$

The volume of the gas particles has now been taken into account.

The next step is to allow for the attractions that occur among the particles in a real gas. The effect of these attractions is to make the observed pressure  $P_{\text{obs}}$  smaller than it would be if the gas particles did not interact:

$$P_{\text{obs}} = (P' - \text{correction factor}) = \left( \frac{nRT}{V - nb} - \text{correction factor} \right)$$

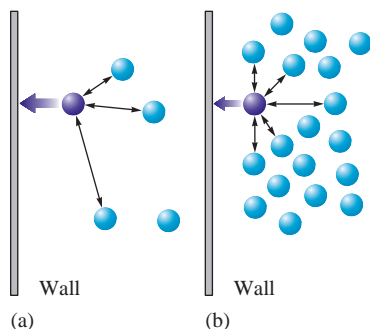
This effect can be understood using the following model. When gas particles come close together, attractive forces occur, which cause the particles to hit the wall very slightly less often than they would in the absence of these interactions (see Fig. 5.27).

The size of the correction factor depends on the concentration of gas molecules defined in terms of moles of gas particles per liter ( $n/V$ ). The higher the concentration, the more likely a pair of gas particles will be close enough to attract each other. For large numbers of particles, the number of interacting *pairs* of particles depends on the square of the number of particles and thus on the square of the concentration, or  $(n/V)^2$ . This can be justified as follows: In a gas sample containing  $N$  particles, there are  $N - 1$  partners available for each particle, as shown in Fig. 5.28. Since the  $1 \cdots 2$  pair is the same as the  $2 \cdots 1$  pair, this analysis counts each pair twice. Thus, for  $N$  particles, there are  $N(N - 1)/2$  pairs. If  $N$  is a very large number,  $N - 1$  approximately equals  $N$ , giving  $N^2/2$  possible pairs. Thus the pressure, corrected for the attractions of the particles, has the form

$$P_{\text{obs}} = P' - a \left( \frac{n}{V} \right)^2$$

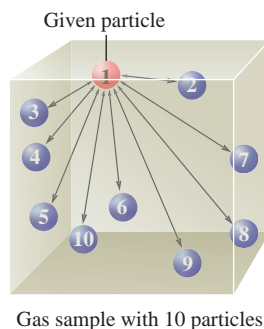
$P'$  is corrected for the finite volume of the particles. The attractive forces have not yet been taken into account.

The attractive forces among molecules will be discussed in Chapter 10.



**Figure 5.27**

(a) Gas at low concentration—relatively few interactions between particles. The indicated gas particle exerts a pressure on the wall close to that predicted for an ideal gas. (b) Gas at high concentration—many more interactions between particles. The indicated gas particle exerts a much lower pressure on the wall than would be expected in the absence of interactions.



**Figure 5.28**

Illustration of pairwise interactions among gas particles. In a sample with 10 particles, each particle has 9 possible partners, to give  $10(9)/2 = 45$  distinct pairs. The factor of  $\frac{1}{2}$  arises because when particle 1 is the particle of interest, we count the  $1 \cdots 2$  pair, and when particle 2 is the particle of interest, we count the  $2 \cdots 1$  pair. However,  $1 \cdots 2$  and  $2 \cdots 1$  are the same pair, which we thus have counted twice. Therefore, we must divide by 2 to get the correct number of pairs.

where  $a$  is a proportionality constant (which includes the factor of  $\frac{1}{2}$  from  $N^2/2$ ). The value of  $a$  for a given real gas can be determined from observing the actual behavior of that gas. Inserting the corrections for both the volume of the particles and the attractions of the particles gives the equation

$$P_{\text{obs}} = \frac{nRT}{V - nb} - a\left(\frac{n}{V}\right)^2$$

↑ Observed pressure     ↑ Volume of the container     ↑ Volume correction     ↑ Pressure correction

We have now corrected for both the finite volume and the attractive forces of the particles.

This equation can be rearranged to give the **van der Waals equation**:

$P_{\text{obs}}$  is usually called just  $P$ .

$$\underbrace{\left[ P_{\text{obs}} + a\left(\frac{n}{V}\right)^2 \right]}_{P_{\text{ideal}}} \times \underbrace{(V - nb)}_{V_{\text{ideal}}} = nRT$$

**Table 5.3** ▶ Values of the van der Waals Constants for Some Common Gases

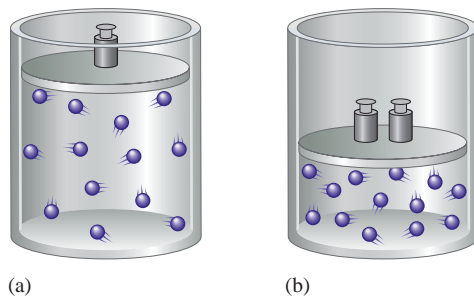
Gas	$a$ ( $\frac{\text{atm} \cdot \text{L}^2}{\text{mol}^2}$ )	$b$ ( $\frac{\text{L}}{\text{mol}}$ )
He	0.0341	0.0237
Ne	0.211	0.0171
Ar	1.35	0.0322
Kr	2.32	0.0398
Xe	4.19	0.0511
H <sub>2</sub>	0.244	0.0266
N <sub>2</sub>	1.39	0.0391
O <sub>2</sub>	1.36	0.0318
Cl <sub>2</sub>	6.49	0.0562
CO <sub>2</sub>	3.59	0.0427
CH <sub>4</sub>	2.25	0.0428
NH <sub>3</sub>	4.17	0.0371
H <sub>2</sub> O	5.46	0.0305

The values of the weighting factors  $a$  and  $b$  are determined for a given gas by fitting experimental behavior. That is,  $a$  and  $b$  are varied until the best fit of the observed pressure is obtained under all conditions. The values of  $a$  and  $b$  for various gases are given in Table 5.3.

Experimental studies indicate that the changes van der Waals made in the basic assumptions of the kinetic molecular theory correct the major flaws in the model. First, consider the effects of volume. For a gas at low pressure (large volume), the volume of the container is very large compared with the volumes of the gas particles. That is, in this case the volume available to the gas is essentially equal to the volume of the container, and the gas behaves ideally. On the other hand, for a gas at high pressure (small container volume), the volume of the particles becomes significant so that the volume available to the gas is significantly less than the container volume. These cases are illustrated in Fig. 5.29. Note from Table 5.3 that the volume correction constant  $b$  generally increases with the size of the gas molecule, which gives further support to these arguments.

The fact that a real gas tends to behave more ideally at high temperatures also can be explained in terms of the van der Waals model. At high temperatures the particles are moving so rapidly that the effects of interparticle interactions are not very important.

The corrections to the kinetic molecular theory that van der Waals found necessary to explain real gas behavior make physical sense, which makes us confident that we understand the fundamentals of gas behavior at the particle level. This is significant because so much important chemistry takes place in the gas phase. In fact, the mixture of gases called the atmosphere is vital to our existence. In Section 5.10 we consider some of the important reactions that occur in the atmosphere.



**Figure 5.29**

The volume taken up by the gas particles themselves is less important at (a) large container volume (low pressure) than at (b) small container volume (high pressure).

## 5.9 ► Characteristics of Several Real Gases

We can understand gas behavior more completely if we examine the characteristics of several common gases. Note from Fig. 5.25 that the gases  $\text{H}_2$ ,  $\text{N}_2$ ,  $\text{CH}_4$ , and  $\text{CO}_2$  show different behavior when the compressibility  $\left(\frac{PV}{nRT}\right)$  is plotted versus  $P$ . For example, notice that the plot for  $\text{H}_2(\text{g})$  never drops below the ideal value (1.0) in contrast to all the other gases. What is special about  $\text{H}_2$  compared to these other gases? Recall from Section 5.8 that the reason that the compressibility of a real gas falls below 1.0 is that the actual (observed) pressure is lower than the pressure expected for an ideal gas due to the intermolecular attractions that occur in real gases. This must mean that  $\text{H}_2$  molecules have very low attractive forces for each other. This idea is borne out by looking at the van der Waals  $a$  value for  $\text{H}_2$  in Table 5.3. Note that  $\text{H}_2$  has the lowest value among the gases  $\text{H}_2$ ,  $\text{N}_2$ ,  $\text{CH}_4$ , and  $\text{CO}_2$ . Remember that the value of  $a$  reflects how much of a correction must be made to adjust the observed pressure up to the expected ideal pressure:

$$P_{\text{ideal}} = P_{\text{observed}} + a\left(\frac{n}{V}\right)^2$$

A low value for  $a$  reflects weak intermolecular forces among the gas molecules.

Also notice that although the compressibility for  $\text{N}_2$  dips below 1.0, it does not show as much deviation as that for  $\text{CH}_4$ , which in turn does not show as much deviation as the compressibility for  $\text{CO}_2$ . Based on this behavior we can surmise that the importance of intermolecular interactions increases in this order:



This order is reflected by the relative  $a$  values for these gases in Table 5.3. In Section 10.1, we will see how these variations in intermolecular interactions can be explained. The main point to be made here is that real gas behavior can tell us about the relative importance of intermolecular attractions among gas molecules.

Component	Mole Fraction
$\text{N}_2$	0.78084
$\text{O}_2$	0.20948
Ar	0.00934
$\text{CO}_2$	0.000345
Ne	0.00001818
He	0.00000524
$\text{CH}_4$	0.00000168
Kr	0.00000114
$\text{H}_2$	0.0000005
NO	0.0000005
Xe	0.000000087

\*The atmosphere contains various amounts of water vapor depending on conditions.

## 5.10 ► Chemistry in the Atmosphere

The most important gases to us are those in the **atmosphere** that surrounds the earth's surface. The principal components are  $\text{N}_2$  and  $\text{O}_2$ , but many other important gases, such as  $\text{H}_2\text{O}$  and  $\text{CO}_2$ , are also present. The average composition of the earth's atmosphere near sea level, with the water vapor removed, is shown in Table 5.4. Because of gravitational effects, the composition of the earth's atmosphere is not constant; heavier molecules tend to be near the earth's surface, and light molecules tend to migrate to higher altitudes, with some eventually escaping into space. The atmosphere is a highly complex and dynamic system, but for convenience we divide it into several layers based on the way the temperature changes with altitude. (The lowest layer, called the *troposphere*, is shown in Fig. 5.30.) Note that in contrast to the complex temperature profile of the atmosphere, the pressure decreases in a regular way with increasing altitude.

The chemistry occurring in the higher levels of the atmosphere is mostly determined by the effects of high-energy radiation and particles from the sun and other sources in space. In fact, the upper atmosphere serves as an important shield to prevent this high-energy radiation from reaching the earth, where it would damage the relatively fragile molecules sustaining life. In particular, the ozone in the upper atmosphere helps prevent high-energy ultraviolet radiation from penetrating to the earth. Intensive research is in progress to determine the natural factors that control the ozone concentration and how it is affected by chemicals released into the atmosphere.

The chemistry occurring in the troposphere, the layer of atmosphere closest to the earth's surface, is strongly influenced by human activities. Millions of tons of gases and particulates are released into the troposphere by our highly industrial civilization.

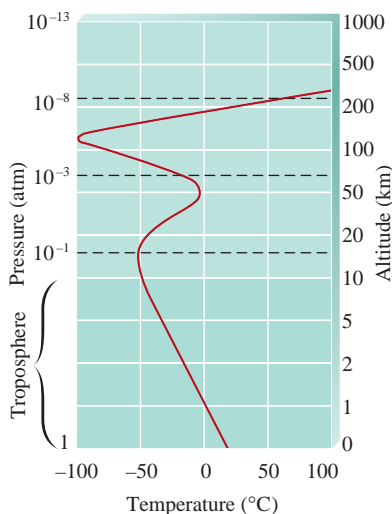
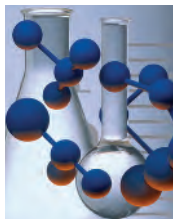


Figure 5.30


The variation of temperature (red) and pressure (dashed lines) with altitude. Note that the pressure steadily decreases with altitude, but the temperature increases and decreases.



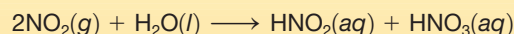
## chemical connections

### Acid Rain: An Expensive Problem

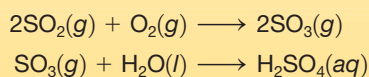
Rainwater, even in pristine wilderness areas, is slightly acidic because some of the carbon dioxide present in the atmosphere dissolves in the raindrops to produce  $\text{H}^+$  ions by the following reaction:



This process produces only very small concentrations of  $\text{H}^+$  ions in the rainwater. However, gases such as  $\text{NO}_2$  and  $\text{SO}_2$ , which are by-products of energy use, can produce significantly higher  $\text{H}^+$  concentrations. Nitrogen dioxide reacts with water to give a mixture of nitrous acid and nitric acid:



Sulfur dioxide is oxidized to sulfur trioxide, which then reacts with water to form sulfuric acid:



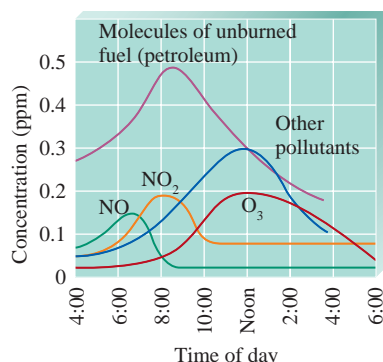
The damage caused by the acid formed in polluted air is a growing worldwide problem. Lakes are dying in Norway,

the forests are under stress in Germany, and buildings and statues are deteriorating all over the world.

The Field Museum in Chicago contains more white Georgia marble than any other structure in the world. But nearly 70 years of exposure to the elements has taken such a toll on it that the building has recently undergone a multimillion-dollar renovation to replace the damaged marble with freshly quarried material.

What is the chemistry of the deterioration of marble by sulfuric acid? Marble is produced by geologic processes at high temperatures and pressures from limestone, a sedimentary rock formed by slow deposition of calcium carbonate from the shells of marine organisms. Limestone and marble are chemically identical ( $\text{CaCO}_3$ ) but differ in physical properties; limestone is composed of smaller particles of calcium carbonate and is thus more porous and more workable. Although both limestone and marble are used for buildings, marble can be polished to a higher sheen and is often preferred for decorative purposes.

Both marble and limestone react with sulfuric acid to form calcium sulfate. The process can be represented most



**Figure 5-31**

Concentration (in molecules per million molecules of "air") for some smog components versus time of day.

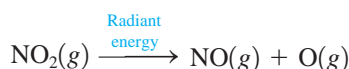
(Source: After P.A. Leighton, "Photochemistry of Air Pollution," in *Physical Chemistry: A Series of Monographs*, edited by Eric Hutchinson and P. Van Rysselberghe, Vol. IX. New York: Academic Press, 1961.)

Actually, it is amazing that the atmosphere can absorb so much material with relatively small permanent changes (so far).

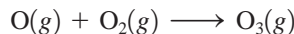
Significant changes, however, are occurring. Severe **air pollution** is found around many large cities, and it is probable that long-range changes in our planet's weather are taking place. We will discuss some of the long-range effects of pollution in Chapter 6. In this section we will deal with short-term, localized effects of pollution.

The two main sources of pollution are transportation and the production of electricity. The combustion of petroleum in vehicles produces  $\text{CO}$ ,  $\text{CO}_2$ ,  $\text{NO}$ , and  $\text{NO}_2$ , along with unburned molecules from petroleum. When this mixture is trapped close to the ground in stagnant air, reactions occur producing chemicals that are potentially irritating and harmful to living systems.

The complex chemistry of polluted air appears to center around the nitrogen oxides ( $\text{NO}_x$ ). At the high temperatures found in the gasoline and diesel engines of cars and trucks,  $\text{N}_2$  and  $\text{O}_2$  react to form a small quantity of  $\text{NO}$  that is emitted into the air with the exhaust gases (see Fig. 5.31). This  $\text{NO}$  is immediately oxidized in air to  $\text{NO}_2$ , which, in turn, absorbs energy from sunlight and breaks up into nitric oxide and free oxygen atoms:

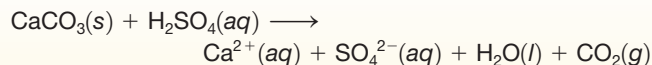


Oxygen atoms are very reactive and can combine with  $\text{O}_2$  to form *ozone*:



Ozone is also very reactive and can react directly with other pollutants, or the ozone can absorb light and break up to form an energetically excited  $\text{O}_2$  molecule ( $\text{O}_2^*$ ) and an


simply as



In this equation the calcium sulfate is represented by separate hydrated ions because calcium sulfate is quite water soluble and dissolves in rainwater. Thus, in areas bathed by rainwater, the marble slowly dissolves away.

In areas of the building protected from the rain, the calcium sulfate can form the mineral gypsum ( $\text{CaSO}_4 \cdot 2\text{H}_2\text{O}$ ). The  $\cdot 2\text{H}_2\text{O}$  in the formula of gypsum indicates the presence of two water molecules (called *waters of hydration*) for each  $\text{CaSO}_4$  formula unit in the solid. The smooth surface of the marble is thus replaced by a thin layer of gypsum, a more porous material that binds soot and dust.

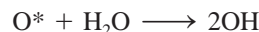
What can be done to protect limestone and marble structures from this kind of damage? Of course, one approach is to lower sulfur dioxide emissions from power plants (see Fig. 5.33). In addition, scientists are experimenting with coatings to protect marble from the acidic atmosphere. However, a coating can do more harm than good unless it “breathes.” If moisture trapped beneath the coating freezes, the expanding ice can fracture the marble. Needless to say, it is difficult to find a coating that will allow water, but not acid, to pass—but the search continues.



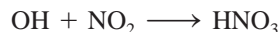
The damaging effects of acid rain can be seen by comparing these photos of a decorative statue on the Field Museum in Chicago. The first photo was taken about 1920, the second in 1990.

The OH radical has no charge [it has one fewer electron than the hydroxide ion ( $\text{OH}^-$ )].

energetically excited oxygen atom ( $\text{O}^*$ ). The latter species readily reacts with a water molecule to form two hydroxyl radicals ( $\text{OH}$ ):

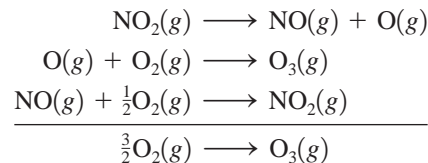


The hydroxyl radical is a very reactive oxidizing agent. For example,  $\text{OH}$  can react with  $\text{NO}_2$  to form nitric acid:



The  $\text{OH}$  radical also can react with the unburned hydrocarbons in the polluted air to produce chemicals that cause the eyes to water and burn and are harmful to the respiratory system.

The end product of this whole process is often referred to as **photochemical smog**, so called because light is required to initiate some of the reactions. The production of photochemical smog can be understood more clearly by examining as a group the reactions discussed above:



Although represented here as  $\text{O}_2$ , the actual oxidant for  $\text{NO}$  is  $\text{OH}$  or an organic peroxide such as  $\text{CH}_3\text{COO}$ , formed by oxidation of organic pollutants.

Note that the  $\text{NO}_2$  molecules assist in the formation of ozone without being themselves used up. The ozone formed then leads to the formation of  $\text{OH}$  and other pollutants.

We can observe this process by analyzing polluted air at various times during a day (see Fig. 5.31). As people drive to work between 6 and 8 a.m., the amounts of  $\text{NO}$ ,  $\text{NO}_2$ , and unburned molecules from petroleum increase. Later, as the decomposition of  $\text{NO}_2$  occurs, the

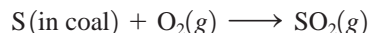




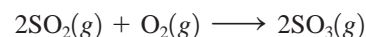
**Figure 5.32**  
An environmental officer in Wales tests the pH of water.

concentration of ozone and other pollutants builds up. Current efforts to combat the formation of photochemical smog are focused on cutting down the amounts of molecules from unburned fuel in automobile exhaust and designing engines that produce less nitric oxide.

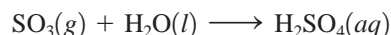
The other major source of pollution results from burning coal to produce electricity. Much of the coal found in the Midwest contains significant quantities of sulfur, which, when burned, produces sulfur dioxide:



A further oxidation reaction occurs when sulfur dioxide is changed to sulfur trioxide in the air:\*



The production of sulfur trioxide is significant because it can combine with droplets of water in the air to form sulfuric acid:

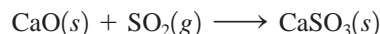


Sulfuric acid is very corrosive to both living things and building materials. Another result of this type of pollution is **acid rain**. In many parts of the northeastern United States and southeastern Canada, acid rain has caused some freshwater lakes to become too acidic to support any life (Fig. 5.32).

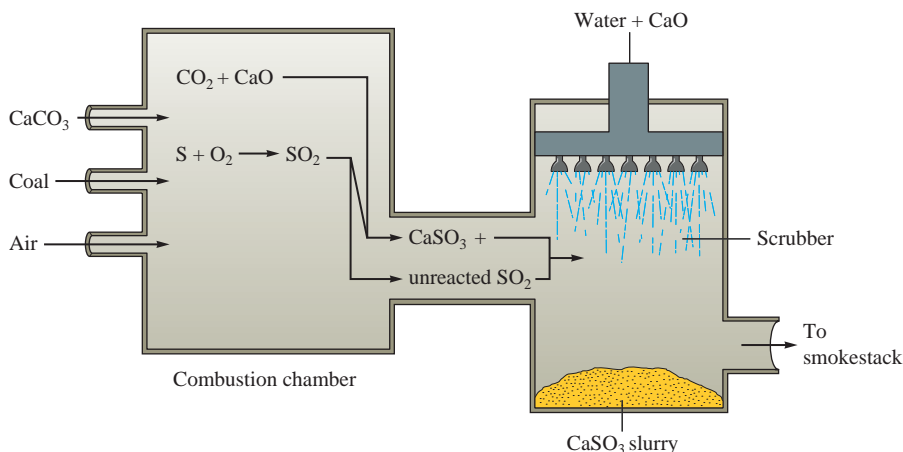
The problem of sulfur dioxide pollution is made more complicated by the energy crisis. As petroleum supplies dwindle and the price increases, our dependence on coal will probably grow. As supplies of low-sulfur coal are used up, high-sulfur coal will be utilized. One way to use high-sulfur coal without further harming the air quality is to remove the sulfur dioxide from the exhaust gas by means of a system called a *scrubber* before it is emitted from the power plant stack. A common method of scrubbing is to blow powdered limestone ( $\text{CaCO}_3$ ) into the combustion chamber, where it is decomposed to lime and carbon dioxide:



The lime then combines with the sulfur dioxide to form calcium sulfite:



To remove the calcium sulfite and any remaining unreacted sulfur dioxide, an aqueous suspension of lime is injected into the exhaust gases to produce a *slurry* (a thick suspension), as shown in Fig. 5.33.



**Figure 5.33**  
A schematic diagram of the process for scrubbing sulfur dioxide from stack gases in power plants.

\*This reaction is very slow unless solid particles are present. See Chapter 12 for a discussion.

Unfortunately, there are many problems associated with scrubbing. The systems are complicated and expensive and consume a great deal of energy. The large quantities of calcium sulfite produced in the process present a disposal problem. With a typical scrubber, approximately 1 ton of calcium sulfite per year is produced per person served by the power plant. Since no use has yet been found for this calcium sulfite, it is usually buried in a landfill. As a result of these difficulties, air pollution by sulfur dioxide continues to be a major problem, one that is expensive in terms of damage to the environment and human health as well as in monetary terms.

## For Review

### ► Key Terms

#### Section 5.1

barometer  
manometer  
mm Hg  
torr  
standard atmosphere  
pascal

#### Section 5.2

Boyle's law  
ideal gas  
Charles's law  
absolute zero  
Avogadro's law

#### Section 5.3

universal gas constant  
ideal gas law

#### Section 5.4

molar volume  
standard temperature and pressure (STP)

#### Section 5.5

Dalton's law of partial pressures  
partial pressure  
mole fraction

#### Section 5.6

kinetic molecular theory (KMT)  
root mean square velocity  
joule

#### Section 5.7

diffusion  
effusion  
Graham's law of effusion

#### Section 5.8

real gas  
van der Waals equation

#### Section 5.10

atmosphere  
air pollution  
photochemical smog  
acid rain

#### State of a gas

- The state of a gas can be described completely by specifying its pressure ( $P$ ), volume ( $V$ ), temperature ( $T$ ), and the amount (moles) of gas present ( $n$ )

#### ■ Pressure

- Common units

$$1 \text{ torr} = 1 \text{ mm Hg}$$

$$1 \text{ atm} = 760 \text{ torr}$$

- SI unit: pascal

$$1 \text{ atm} = 101,325 \text{ Pa}$$

#### Gas laws

- Discovered by observing the properties of gases
- Boyle's law:  $PV = k$
- Charles's law:  $V = bT$
- Avogadro's law:  $V = an$
- Ideal gas law:  $PV = nRT$
- Dalton's law of partial pressures:  $P_{\text{TOTAL}} = P_1 + P_2 + P_3 + \dots$ , where  $P_n$  represents the partial pressure of component  $n$  in a mixture of gases

#### Kinetic molecular theory (KMT)

- Model that accounts for ideal gas behavior
- Postulates of the KMT:
  - Volume of gas particles is zero
  - No particle interactions
  - Particles are in constant motion, colliding with the container walls to produce pressure
  - The average kinetic energy of the gas particles is directly proportional to the temperature of the gas in kelvins

#### Gas properties

- The particles in any gas sample have a range of velocities
- The root mean square (rms) velocity for a gas represents the average of the squares of the particle velocities

$$u_{\text{rms}} = \sqrt{\frac{3RT}{M}}$$


- Diffusion: the mixing of two or more gases
- Effusion: the process in which a gas passes through a small hole into an empty chamber

**Real gas behavior**

- Real gases behave ideally only at high temperatures and low pressures
- Understanding how the ideal gas equation must be modified to account for real gas behavior helps us understand how gases behave on a molecular level
- Van der Waals found that to describe real gas behavior we must consider particle interactions and particle volumes

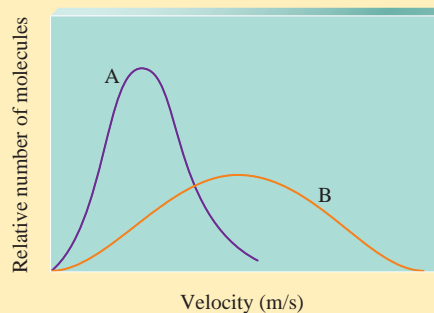
**REVIEW QUESTIONS**

1. Explain how a barometer and a manometer work to measure the pressure of the atmosphere or the pressure of a gas in a container.
2. What are Boyle's law, Charles's law, and Avogadro's law? What plots do you make to show a linear relationship for each law?
3. Show how Boyle's law, Charles's law, and Avogadro's law are special cases of the ideal gas law. Using the ideal gas law, determine the relationship between  $P$  and  $n$  (at constant  $V$  and  $T$ ) and between  $P$  and  $T$  (at constant  $V$  and  $n$ ).
4. Rationalize the following observations.
  - a. Aerosol cans will explode if heated.
  - b. You can drink through a soda straw.
  - c. A thin-walled can will collapse when the air inside is removed by a vacuum pump.
  - d. Manufacturers produce different types of tennis balls for high and low elevations.
5. Consider the following balanced equation in which gas X forms gas  $X_2$ :



Equal moles of X are placed in two separate containers. One container is rigid so the volume cannot change; the other container is flexible so the volume changes to keep the internal pressure equal to the external pressure. The above reaction is run in each container. What happens to the pressure and density of the gas inside each container as reactants are converted to products?

6. Use the postulates of the kinetic molecular theory (KMT) to explain why Boyle's law, Charles's law, Avogadro's law, and Dalton's law of partial pressures hold true for ideal gases. Use the KMT to explain the  $P$  versus  $n$  (at constant  $V$  and  $T$ ) relationship and the  $P$  versus  $T$  (at constant  $V$  and  $n$ ) relationship.
7. Consider the following velocity distribution curves A and B.



- a. If the plots represent the velocity distribution of 1.0 L of  $He(g)$  at STP versus 1.0 L of  $Cl_2(g)$  at STP, which plot corresponds to each gas? Explain your reasoning.
- b. If the plots represent the velocity distribution of 1.0 L of  $O_2(g)$  at temperatures of 273 K versus 1273 K, which plot corresponds to each temperature? Explain

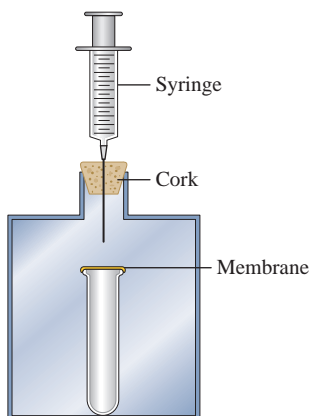
your reasoning. Under which temperature condition would the  $O_2(g)$  sample behave most ideally? Explain.

8. Briefly describe two methods one might use to find the molar mass of a newly synthesized gas for which a molecular formula was not known.
9. In the van der Waals equation, why is a term added to the observed pressure and why is a term subtracted from the container volume to correct for nonideal gas behavior?
10. Why do real gases not always behave ideally? Under what conditions does a real gas behave most ideally? Why?

### ► Active Learning Questions

These questions are designed to be used by groups of students in class.

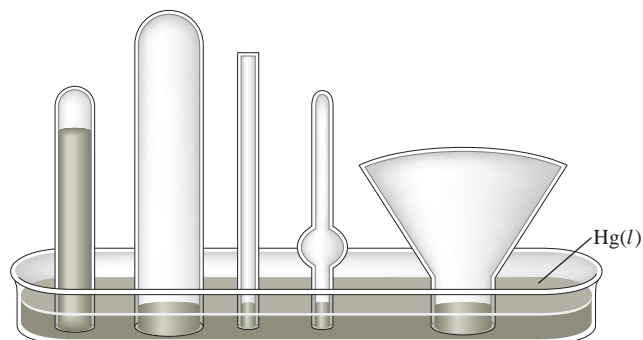
1. Consider the following apparatus: a test tube covered with a non-permeable elastic membrane inside a container that is closed with a cork. A syringe goes through the cork. A syringe goes through the cork.



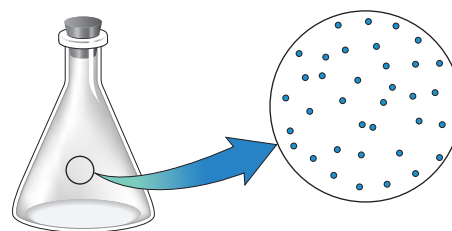
- a. As you push down on the syringe, how does the membrane covering the test tube change?
  - b. You stop pushing the syringe but continue to hold it down. In a few seconds, what happens to the membrane?
2. Figure 5.2 shows a picture of a barometer. Which of the following statements is the best explanation of how this barometer works?
    - a. Air pressure outside the tube causes the mercury to move in the tube until the air pressure inside and outside the tube is equal.
    - b. Air pressure inside the tube causes the mercury to move in the tube until the air pressure inside and outside the tube is equal.
    - c. Air pressure outside the tube counterbalances the weight of the mercury in the tube.
    - d. Capillary action of the mercury causes the mercury to go up the tube.
    - e. The vacuum that is formed at the top of the tube holds up the mercury.

Justify your choice, and for the choices you did not pick, explain what is wrong with them. Pictures help!

3. The barometer below shows the level of mercury at a given atmospheric pressure. Fill all the other barometers with mercury for that same atmospheric pressure. Explain your answer.



4. As you increase the temperature of a gas in a sealed, rigid container, what happens to the density of the gas? Would the results be the same if you did the same experiment in a container with a piston at constant pressure? (See Fig. 5.17.)
5. A diagram in a chemistry book shows a magnified view of a flask of air as follows:



What do you suppose is between the dots (the dots represent air molecules)?

- a. air
- b. dust
- c. pollutants
- d. oxygen
- e. nothing

6. If you put a drinking straw in water, place your finger over the opening, and lift the straw out of the water, some water stays in the straw. Explain.
7. A chemistry student relates the following story: I noticed my tires were a bit low and went to the gas station. As I was filling the tires, I thought about the kinetic molecular theory (KMT). I noticed the tires because the volume was low, and I realized that I was increasing both the pressure and volume of the tires. "Hmmm," I thought, "that goes against what I learned in chemistry, where I was told pressure and volume are inversely proportional." What is the fault in the logic of the chemistry student in this situation? Explain *why* we think pressure and volume to be inversely related (draw pictures and use the KMT).
8. Chemicals  $X$  and  $Y$  (both gases) react to form the gas  $XY$ , but it takes a bit of time for the reaction to occur. Both  $X$  and  $Y$  are placed in a container with a piston (free to move), and you note the volume. As the reaction occurs, what happens to the volume of the container? (See Fig. 5.18.)
9. Which statement best explains why a hot-air balloon rises when the air in the balloon is heated?
- According to Charles's law, the temperature of a gas is directly related to its volume. Thus the volume of the balloon increases, making the density smaller. This lifts the balloon.
  - Hot air rises inside the balloon, and this lifts the balloon.
  - The temperature of a gas is directly related to its pressure. The pressure therefore increases, and this lifts the balloon.
  - Some of the gas escapes from the bottom of the balloon, thus decreasing the mass of gas in the balloon. This decreases the density of the gas in the balloon, which lifts the balloon.
  - Temperature is related to the root mean square velocity of the gas molecules. Thus the molecules are moving faster, hitting the balloon more, and thus lifting the balloon.
- Justify your choice, and for the choices you did not pick, explain what is wrong with them.
10. Draw a highly magnified view of a sealed, rigid container filled with a gas. Then draw what it would look like if you cooled the gas significantly but kept the temperature above the boiling point of the substance in the container. Also draw what it would look like if you heated the gas significantly. Finally, draw what each situation would look like if you evacuated enough of the gas to decrease the pressure by a factor of 2.
11. If you release a helium balloon, it soars upward and eventually pops. Explain this behavior.
12. If you have any two gases in different containers that are the same size at the same pressure and same temperature, what is true about the moles of each gas? Why is this true?
13. Explain the following seeming contradiction: You have two gases,  $A$  and  $B$ , in two separate containers of equal volume and at equal pressure and temperature. Therefore, you must have the same number of moles of each gas. Because the two temperatures are equal, the average kinetic energies of the two samples are equal. Therefore, since the energy given such a system will be converted to translational motion (that is, move the molecules), the root mean square velocities of the two are equal, and thus the particles in each sample move, on average, with the same relative speed. Since  $A$  and  $B$  are different gases, they each must have a different molar mass. If  $A$  has a higher molar mass than  $B$ , the particles of  $A$  must be hitting the sides of the container with more force. Thus the pressure in the container of gas  $A$  must be higher than that in the container with gas  $B$ . However, one of our initial assumptions was that the pressures were equal.
14. You have a balloon covering the mouth of a flask filled with air at 1 atm. You apply heat to the bottom of the flask until the volume of the balloon is equal to that of the flask.
- Which has more air in it, the balloon or the flask? Or do both have the same amount? Explain.
  - In which is the pressure greater, the balloon or the flask? Or is the pressure the same? Explain.
15. How does Dalton's law of partial pressures help us with our model of ideal gases? That is, what postulates of the kinetic molecular theory does it support?
16. At the same conditions of pressure and temperature, ammonia gas is less dense than air. Why is this true?
17. For each of the quantities listed below, explain which of the following properties (mass of the molecule, density of the gas sample, temperature of the gas sample, size of the molecule, and number of moles of gas) must be known to calculate the quantity.
- average kinetic energy
  - average number of collisions per second with other gas molecules
  - average force of each impact with the wall of the container
  - root mean square velocity
  - average number of collisions with a given area of the container
  - distance between collisions
18. You have two containers each with 1 mol of xenon gas at 15°C. Container A has a volume of 3.0 L, and container B has a volume of 1.0 L. Explain how the following quantities compare between the two containers.
- the average kinetic energy of the Xe atoms
  - the force with which the Xe atoms collide with the container walls
  - the root mean square velocity of the Xe atoms
  - the collision frequency of the Xe atoms (with other atoms)
  - the pressure of the Xe sample
19. Draw molecular-level views that show the differences among solids, liquids, and gases.

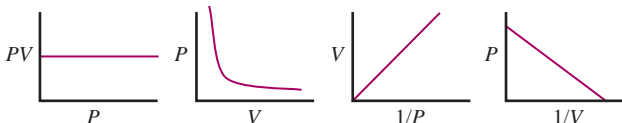
A blue question or exercise number indicates that the answer to that question or exercise appears at the back of the book and a solution appears in the *Solutions Guide*, as found on PowerLecture.

## ► Questions

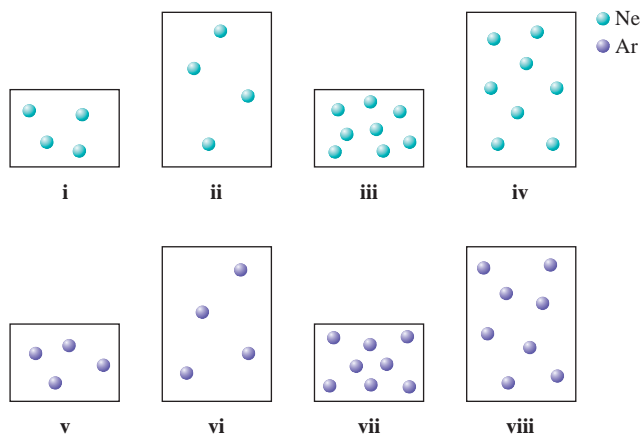
20. At room temperature, water is a liquid with a molar volume of 18 mL. At 105°C and 1 atm pressure, water is a gas and has a molar volume of over 30 L. Explain the large difference in molar volumes.
21. If a barometer were built using water ( $d = 1.0 \text{ g/cm}^3$ ) instead of mercury ( $d = 13.6 \text{ g/cm}^3$ ), would the column of water be higher than, lower than, or the same as the column of mercury at 1.00 atm? If the level is different, by what factor? Explain.
22. A bag of potato chips is packed and sealed in Los Angeles, California, and then shipped to Lake Tahoe, Nevada, during ski

season. It is noticed that the volume of the bag of potato chips has increased upon its arrival in Lake Tahoe. What external conditions would most likely cause the volume increase?

23. Boyle's law can be represented graphically in several ways. Which of the following plots does *not* correctly represent Boyle's law (assuming constant  $T$  and  $n$ )? Explain.



24. As weather balloons rise from the earth's surface, the pressure of the atmosphere becomes less, tending to cause the volume of the balloons to expand. However, the temperature is much lower in the upper atmosphere than at sea level. Would this temperature effect tend to make such a balloon expand or contract? Weather balloons do, in fact, expand as they rise. What does this tell you?
25. Which noble gas has the smallest density at STP? Explain.
26. Consider two different containers, each filled with 2 moles of Ne(g). One of the containers is rigid and has constant volume. The other container is flexible (like a balloon) and is capable of changing its volume to keep the external pressure and internal pressure equal to each other. If you raise the temperature in both containers, what happens to the pressure and density of the gas inside each container? Assume a constant external pressure.
27. Do all the molecules in a 1-mol sample of CH<sub>4</sub>(g) have the same kinetic energy at 273 K? Do all molecules in a 1-mol sample of N<sub>2</sub>(g) have the same velocity at 546 K? Explain.
28. Consider the following samples of gases at the same temperature.



Arrange each of these samples in order from lowest to highest:

- pressure
- average kinetic energy
- density
- root mean square velocity

*Note:* Some samples of gases may have equal values for these attributes. Assume the larger containers have a volume twice the volume of the smaller containers and assume the mass of an argon atom is twice the mass of a neon atom.

29. As NH<sub>3</sub>(g) is decomposed into nitrogen gas and hydrogen gas at constant pressure and temperature, the volume of the product gases collected is twice the volume of NH<sub>3</sub> reacted. Explain. As NH<sub>3</sub>(g) is decomposed into nitrogen gas and hydrogen gas at constant volume and temperature, the total pressure increases by some factor. Why the increase in pressure and by what factor does the total pressure increase when reactants are completely converted into products? How do the partial pressures of the product gases compare to each other and to the initial pressure of NH<sub>3</sub>?
30. Which of the following statements is(are) true? For the false statements, correct them.
- At constant temperature, the lighter the gas molecules, the faster the average velocity of the gas molecules.
  - At constant temperature, the heavier the gas molecules, the larger the average kinetic energy of the gas molecules.
  - A real gas behaves most ideally when the container volume is relatively large and the gas molecules are moving relatively quickly.
  - As temperature increases, the effect of interparticle interactions on gas behavior is increased.
  - At constant  $V$  and  $T$ , as gas molecules are added into a container, the number of collisions per unit area increases resulting in a higher pressure.
  - The kinetic molecular theory predicts that pressure is inversely proportional to temperature at constant volume and moles of gas.
31. From the values in Table 5.3 for the van der Waals constant  $a$  for the gases H<sub>2</sub>, CO<sub>2</sub>, N<sub>2</sub>, and CH<sub>4</sub>, predict which of these gas molecules show the strongest intermolecular attractions.
32. Without looking at a table of values, which of the following gases would you expect to have the largest value of the van der Waals constant  $b$ : H<sub>2</sub>, N<sub>2</sub>, CH<sub>4</sub>, C<sub>2</sub>H<sub>6</sub>, or C<sub>3</sub>H<sub>8</sub>?
33. Figure 5.6 shows the  $PV$  versus  $P$  plot for three different gases. Which gas behaves most ideally? Explain.
34. Ideal gas particles are assumed to be volumeless and to neither attract nor repel each other. Why are these assumptions crucial to the validity of Dalton's law of partial pressures?

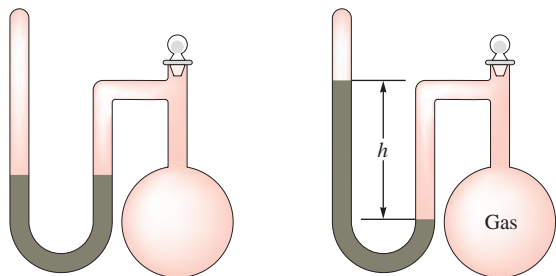
## ► Exercises

In this section similar exercises are paired.

### Pressure

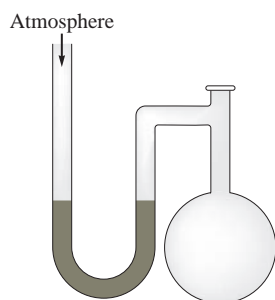
35. Freon-12 (CF<sub>2</sub>Cl<sub>2</sub>) is commonly used as the refrigerant in central home air conditioners. The system is initially charged to a pressure of 4.8 atm. Express this pressure in each of the following units (1 atm = 14.7 psi).
- mm Hg
  - torr
  - Pa
  - psi
36. A gauge on a compressed gas cylinder reads 2200 psi (pounds per square inch; 1 atm = 14.7 psi). Express this pressure in each of the following units.
- standard atmospheres
  - megapascals (MPa)
  - torr

37. A sealed-tube manometer (as shown below) can be used to measure pressures below atmospheric pressure. The tube above the mercury is evacuated. When there is a vacuum in the flask, the mercury levels in both arms of the U-tube are equal. If a gaseous sample is introduced into the flask, the mercury levels are different. The difference  $h$  is a measure of the pressure of the gas inside the flask. If  $h$  is equal to 6.5 cm, calculate the pressure in the flask in torr, pascals, and atmospheres.

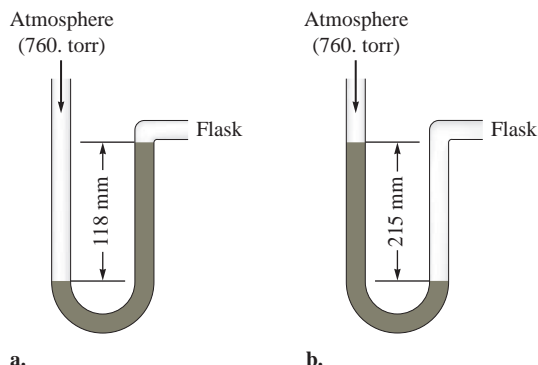


38. If the sealed-tube manometer in Exercise 37 had a height difference of 20.0 inches between the mercury levels, what is the pressure in the flask in torr and atmospheres?

39. A diagram for an open-tube manometer is shown below.



If the flask is open to the atmosphere, the mercury levels are equal. For each of the following situations where a gas is contained in the flask, calculate the pressure in the flask in torr, atmospheres, and pascals.



- c. Calculate the pressures in the flask in parts a and b (in torr) if the atmospheric pressure is 635 torr.
40. a. If the open-tube manometer in Exercise 39 contains a non-volatile silicone oil (density =  $1.30 \text{ g/cm}^3$ ) instead of mercury

(density =  $13.6 \text{ g/cm}^3$ ), what are the pressures in the flask as shown in parts a and b in torr, atmospheres, and pascals?

- b. What advantage would there be in using a less dense fluid than mercury in a manometer used to measure relatively small differences in pressure?

### Gas Laws

41. A particular balloon is designed by its manufacturer to be inflated to a volume of no more than 2.5 L. If the balloon is filled with 2.0 L helium at sea level, is released, and rises to an altitude at which the atmospheric pressure is only 500. mm Hg, will the balloon burst? (Assume temperature is constant.)
42. A balloon is filled to a volume of  $7.00 \times 10^2 \text{ mL}$  at a temperature of  $20.0^\circ\text{C}$ . The balloon is then cooled at constant pressure to a temperature of  $1.00 \times 10^2 \text{ K}$ . What is the final volume of the balloon?
43. An 11.2-L sample of gas is determined to contain 0.50 mol  $\text{N}_2$ . At the same temperature and pressure, how many moles of gas would there be in a 20.-L sample?
44. Consider the following chemical equation.



If 25.0 mL  $\text{NO}_2$  gas is completely converted to  $\text{N}_2\text{O}_4$  gas under the same conditions, what volume will the  $\text{N}_2\text{O}_4$  occupy?

45. Complete the following table for an ideal gas.

	$P(\text{atm})$	$V(\text{L})$	$n(\text{mol})$	$T$
a.	5.00		2.00	$155^\circ\text{C}$
b.	0.300	2.00		155 K
c.	4.47	25.0	2.01	
d.		2.25	10.5	$75^\circ\text{C}$

46. Complete the following table for an ideal gas.

	$P$	$V$	$n$	$T$
a.	$7.74 \times 10^3 \text{ Pa}$	12.2 mL		$25^\circ\text{C}$
b.		43.0 mL	0.421 mol	223 K
c.	455 torr		$4.4 \times 10^{-2} \text{ mol}$	$331^\circ\text{C}$
d.	745 mm Hg	11.2 L	0.401 mol	

47. Suppose two 200.0-L tanks are to be filled separately with the gases helium and hydrogen. What mass of each gas is needed to produce a pressure of 135 atm in its respective tank at  $24^\circ\text{C}$ ?
48. A flask that can withstand an internal pressure of 2500 torr, but no more, is filled with a gas at  $21.0^\circ\text{C}$  and 758 torr and heated. At what temperature will it burst?
49. The steel reaction vessel of a bomb calorimeter, which has a volume of 75.0 mL, is charged with oxygen gas to a pressure of 145 atm at  $22^\circ\text{C}$ . Calculate the moles of oxygen in the reaction vessel.
50. A 5.0-L flask contains 0.60 g  $\text{O}_2$  at a temperature of  $22^\circ\text{C}$ . What is the pressure (in atm) inside the flask?

51. A 2.50-L container is filled with 175 g argon.
- If the pressure is 10.0 atm, what is the temperature?
  - If the temperature is 225 K, what is the pressure?
52. A person accidentally swallows a drop of liquid oxygen,  $O_2(l)$ , which has a density of 1.149 g/mL. Assuming the drop has a volume of 0.050 mL, what volume of gas will be produced in the person's stomach at body temperature ( $37^\circ\text{C}$ ) and a pressure of 1.0 atm?
53. A gas sample containing 1.50 mol at  $25^\circ\text{C}$  exerts a pressure of 400. torr. Some gas is *added* to the same container and the temperature is increased to  $50^\circ\text{C}$ . If the pressure increases to 800. torr, how many moles of gas were added to the container? Assume a constant-volume container.
54. A bicycle tire is filled with air to a pressure of 75. psi at a temperature of  $19^\circ\text{C}$ . Riding the bike on asphalt on a hot day increases the temperature of the tire to  $58^\circ\text{C}$ . The volume of the tire increases by 4.0%. What is the new pressure in the bicycle tire?
55. Consider two separate gas containers at the following conditions:

Container A	Container B
Contents: $\text{SO}_2(g)$	Contents: unknown gas
Pressure = $P_A$	Pressure = $P_B$
Moles of gas = 1.0 mol	Moles of gas = 2.0 mol
Volume = 1.0 L	Volume = 2.0 L
Temperature = $7^\circ\text{C}$	Temperature = $287^\circ\text{C}$

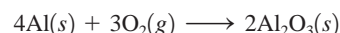
How is the pressure in container B related to the pressure in container A?

56. A glass vessel contains 28 g nitrogen gas. Assuming ideal behavior, which of the processes listed below would double the pressure exerted on the walls of the vessel?
- Adding enough mercury to fill one-half the container.
  - Raising the temperature of the container from  $30^\circ\text{C}$  to  $60^\circ\text{C}$ .
  - Raising the temperature of the container from  $-73^\circ\text{C}$  to  $127^\circ\text{C}$ .
  - Adding 28 g nitrogen gas.
57. A container is filled with an ideal gas to a pressure of 40.0 atm at  $0^\circ\text{C}$ .
- What will be the pressure in the container if it is heated to  $45^\circ\text{C}$ ?
  - At what temperature would the pressure be  $1.50 \times 10^2$  atm?
  - At what temperature would the pressure be 25.0 atm?
58. An ideal gas at  $7^\circ\text{C}$  is in a spherical flexible container having a radius of 1.00 cm. The gas is heated at constant pressure to  $88^\circ\text{C}$ . Determine the radius of the spherical container after the gas is heated. [Volume of a sphere =  $(4/3)\pi r^3$ .]
59. An ideal gas is contained in a cylinder with a volume of  $5.0 \times 10^2$  mL at a temperature of  $30^\circ\text{C}$  and a pressure of 710. torr. The gas is then compressed to a volume of 25 mL, and the temperature is raised to  $820^\circ\text{C}$ . What is the new pressure of the gas?
60. A compressed gas cylinder contains  $1.00 \times 10^3$  g argon gas. The pressure inside the cylinder is 2050. psi (pounds per square inch) at a temperature of  $18^\circ\text{C}$ . How much gas remains in the cylinder if the pressure is decreased to 650. psi at a temperature of  $26^\circ\text{C}$ ?

61. A sealed balloon is filled with 1.00 L helium at  $23^\circ\text{C}$  and 1.00 atm. The balloon rises to a point in the atmosphere where the pressure is 220. torr and the temperature is  $-31^\circ\text{C}$ . What is the change in volume of the balloon as it ascends from 1.00 atm to a pressure of 220. torr?
62. A hot-air balloon is filled with air to a volume of  $4.00 \times 10^3$  m<sup>3</sup> at 745 torr and  $21^\circ\text{C}$ . The air in the balloon is then heated to  $62^\circ\text{C}$ , causing the balloon to expand to a volume of  $4.20 \times 10^3$  m<sup>3</sup>. What is the ratio of the number of moles of air in the heated balloon to the original number of moles of air in the balloon? (*Hint*: Openings in the balloon allow air to flow in and out. Thus the pressure in the balloon is always the same as that of the atmosphere.)

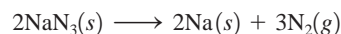
### Gas Density, Molar Mass, and Reaction Stoichiometry

63. Consider the following reaction:



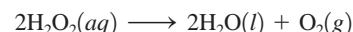
It takes 2.00 L pure oxygen gas at STP to react completely with a certain sample of aluminum. What is the mass of aluminum reacted?

64. A student adds 4.00 g dry ice (solid  $\text{CO}_2$ ) to an empty balloon. What will be the volume of the balloon at STP after all the dry ice sublimates (converts to gaseous  $\text{CO}_2$ )?
65. Air bags are activated when a severe impact causes a steel ball to compress a spring and electrically ignite a detonator cap. This causes sodium azide ( $\text{NaN}_3$ ) to decompose explosively according to the following reaction:




What mass of  $\text{NaN}_3(s)$  must be reacted to inflate an air bag to 70.0 L at STP?

66. Concentrated hydrogen peroxide solutions are explosively decomposed by traces of transition metal ions (such as Mn or Fe):



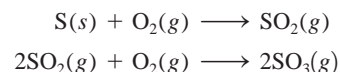
What volume of pure  $\text{O}_2(g)$ , collected at  $27^\circ\text{C}$  and 746 torr, would be generated by decomposition of 125 g of a 50.0% by mass hydrogen peroxide solution? Ignore any water vapor that may be present.

67. In 1897 the Swedish explorer Andreé tried to reach the North Pole in a balloon. The balloon was filled with hydrogen gas. The hydrogen gas was prepared from iron splints and diluted sulfuric acid. The reaction is



The volume of the balloon was 4800 m<sup>3</sup> and the loss of hydrogen gas during filling was estimated at 20%. What mass of iron splints and 98% (by mass)  $\text{H}_2\text{SO}_4$  were needed to ensure the complete filling of the balloon? Assume a temperature of  $0^\circ\text{C}$ , a pressure of 1.0 atm during filling, and 100% yield.

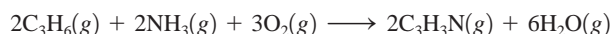
68. Sulfur trioxide,  $\text{SO}_3$ , is produced in enormous quantities each year for use in the synthesis of sulfuric acid.





What volume of  $O_2(g)$  at  $350.^\circ C$  and a pressure of 5.25 atm is needed to completely convert 5.00 g sulfur to sulfur trioxide?

69. A 20.0-L nickel container was charged with 0.500 atm of xenon gas and 1.50 atm of fluorine gas at  $400.^\circ C$ . The xenon and fluorine react to form xenon tetrafluoride. What mass of xenon tetrafluoride can be produced assuming 100% yield?
70. An important process for the production of acrylonitrile ( $C_3H_3N$ ) is given by the following reaction:



A 150.-L reactor is charged to the following partial pressures at  $25^\circ C$ :

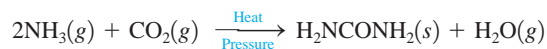
$$P_{C_3H_6} = 0.500 \text{ MPa}$$

$$P_{NH_3} = 0.800 \text{ MPa}$$

$$P_{O_2} = 1.500 \text{ MPa}$$

What mass of acrylonitrile can be produced from this mixture ( $\text{MPa} = 10^6 \text{ Pa}$ )?

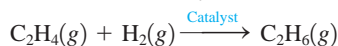
71. Consider the reaction between 50.0 mL liquid methanol,  $CH_3OH$  (density = 0.850 g/mL), and 22.8 L  $O_2$  at  $27^\circ C$  and a pressure of 2.00 atm. The products of the reaction are  $CO_2(g)$  and  $H_2O(g)$ . Calculate the number of moles of  $H_2O$  formed if the reaction goes to completion.
72. Urea ( $H_2NCONH_2$ ) is used extensively as a nitrogen source in fertilizers. It is produced commercially from the reaction of ammonia and carbon dioxide:



Ammonia gas at  $223^\circ C$  and 90. atm flows into a reactor at a rate of 500. L/min. Carbon dioxide at  $223^\circ C$  and 45 atm flows into the reactor at a rate of 600. L/min. What mass of urea is produced per minute by this reaction assuming 100% yield?

73. Hydrogen cyanide is prepared commercially by the reaction of methane,  $CH_4(g)$ , ammonia,  $NH_3(g)$ , and oxygen,  $O_2(g)$ , at high temperature. The other product is gaseous water.
- Write a chemical equation for the reaction.
  - What volume of  $HCN(g)$  can be obtained from the reaction of 20.0 L  $CH_4(g)$ , 20.0 L  $NH_3(g)$ , and 20.0 L  $O_2(g)$ ? The volumes of all gases are measured at the same temperature and pressure.

74. Ethene is converted to ethane by the reaction



$C_2H_4$  flows into a catalytic reactor at 25.0 atm and  $300.^\circ C$  with a flow rate of 1000. L/min. Hydrogen at 25.0 atm and  $300.^\circ C$  flows into the reactor at a flow rate of 1500. L/min. If 15.0 kg  $C_2H_6$  is collected per minute, what is the percent yield of the reaction?

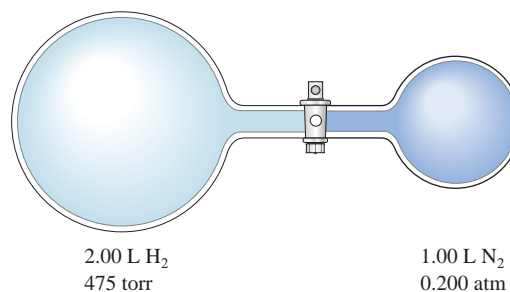
75. An unknown diatomic gas has a density of 3.164 g/L at STP. What is the identity of the gas?
76. A compound has the empirical formula  $CHCl$ . A 256-mL flask, at 373 K and 750. torr, contains 0.800 g of the gaseous compound. Give the molecular formula.

77. Uranium hexafluoride is a solid at room temperature, but it boils at  $56^\circ C$ . Determine the density of uranium hexafluoride at  $60.^\circ C$  and 745 torr.

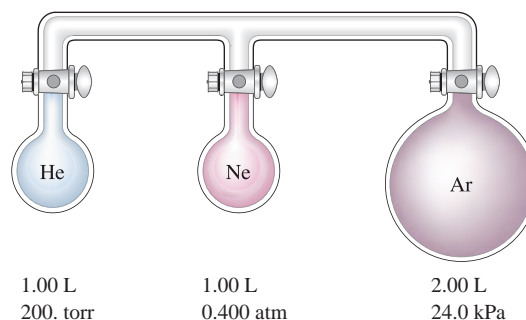
78. Given that a sample of air is made up of nitrogen, oxygen, and argon in the mole fractions 78%  $N_2$ , 21%  $O_2$ , and 1.0% Ar, what is the density of air at standard temperature and pressure?

### Partial Pressure

79. A piece of solid carbon dioxide, with a mass of 7.8 g, is placed in a 4.0-L otherwise empty container at  $27^\circ C$ . What is the pressure in the container after all the carbon dioxide vaporizes? If 7.8 g solid carbon dioxide were placed in the same container but it already contained air at 740 torr, what would be the partial pressure of carbon dioxide and the total pressure in the container after the carbon dioxide vaporizes?
80. A mixture of 1.00 g  $H_2$  and 1.00 g He is placed in a 1.00-L container at  $27^\circ C$ . Calculate the partial pressure of each gas and the total pressure.
81. Consider the flasks in the following diagram. What are the final partial pressures of  $H_2$  and  $N_2$  after the stopcock between the two flasks is opened? (Assume the final volume is 3.00 L.) What is the total pressure (in torr)?



82. Consider the flask apparatus in Exercise 81, which now contains 2.00 L  $H_2$  at a pressure of 360. torr and 1.00 L  $N_2$  at an unknown pressure. If the total pressure in the flasks is 320. torr after the stopcock is opened, determine the initial pressure of  $N_2$  in the 1.00-L flask.
83. Consider the three flasks in the diagram below. Assuming the connecting tubes have negligible volume, what is the partial pressure of each gas and the total pressure after all the stopcocks are opened?



84. At  $0^\circ C$  a 1.0-L flask contains  $5.0 \times 10^{-2} \text{ mol } N_2$ ,  $1.5 \times 10^2 \text{ mg } O_2$ , and  $5.0 \times 10^{21}$  molecules of  $NH_3$ . What is the partial pressure of each gas, and what is the total pressure in the flask?

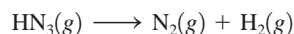
85. The partial pressure of  $\text{CH}_4(g)$  is 0.175 atm and that of  $\text{O}_2(g)$  is 0.250 atm in a mixture of the two gases.
- What is the mole fraction of each gas in the mixture?
  - If the mixture occupies a volume of 10.5 L at  $65^\circ\text{C}$ , calculate the total number of moles of gas in the mixture.
  - Calculate the number of grams of each gas in the mixture.
86. A 1.00-L gas sample at  $100.^\circ\text{C}$  and 600. torr contains 50.0% helium and 50.0% xenon by mass. What are the partial pressures of the individual gases?
87. Small quantities of hydrogen gas can be prepared in the laboratory by the addition of aqueous hydrochloric acid to metallic zinc.



Typically, the hydrogen gas is bubbled through water for collection and becomes saturated with water vapor. Suppose 240. mL of hydrogen gas is collected at  $30.^\circ\text{C}$  and has a total pressure of 1.032 atm by this process. What is the partial pressure of hydrogen gas in the sample? How many grams of zinc must have reacted to produce this quantity of hydrogen? (The vapor pressure of water is 32 torr at  $30^\circ\text{C}$ .)

88. Helium is collected over water at  $25^\circ\text{C}$  and 1.00 atm total pressure. What total volume of gas must be collected to obtain 0.586 g helium? (At  $25^\circ\text{C}$  the vapor pressure of water is 23.8 torr.)
89. At elevated temperatures, sodium chlorate decomposes to produce sodium chloride and oxygen gas. A 0.8765-g sample of impure sodium chlorate was heated until the production of oxygen gas ceased. The oxygen gas collected over water occupied 57.2 mL at a temperature of  $22^\circ\text{C}$  and a pressure of 734 torr. Calculate the mass percent of  $\text{NaClO}_3$  in the original sample. (At  $22^\circ\text{C}$  the vapor pressure of water is 19.8 torr.)
90. Xenon and fluorine will react to form binary compounds when a mixture of these two gases is heated to  $400^\circ\text{C}$  in a nickel reaction vessel. A 100.0-mL nickel container is filled with xenon and fluorine, giving partial pressures of 1.24 atm and 10.10 atm, respectively, at a temperature of  $25^\circ\text{C}$ . The reaction vessel is heated to  $400^\circ\text{C}$  to cause a reaction to occur and then cooled to a temperature at which  $\text{F}_2$  is a gas and the xenon fluoride compound produced is a nonvolatile solid. The remaining  $\text{F}_2$  gas is transferred to another 100.0-mL nickel container, where the pressure of  $\text{F}_2$  at  $25^\circ\text{C}$  is 7.62 atm. Assuming all of the xenon has reacted, what is the formula of the product?


91. Hydrogen azide,  $\text{HN}_3$ , decomposes on heating by the following unbalanced reaction:



If 3.0 atm of pure  $\text{HN}_3(g)$  is decomposed initially, what is the final total pressure in the reaction container? What are the partial pressures of nitrogen and hydrogen gas? Assume the volume and temperature of the reaction container are constant.

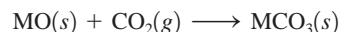
92. Equal moles of sulfur dioxide gas and oxygen gas are mixed in a flexible reaction vessel and then sparked to initiate the formation of gaseous sulfur trioxide. Assuming that the reaction goes to completion, what is the ratio of the final volume of the gas mixture to the initial volume of the gas mixture if both volumes are measured at the same temperature and pressure?

93. Some very effective rocket fuels are composed of lightweight liquids. The fuel composed of dimethylhydrazine  $[(\text{CH}_3)_2\text{N}_2\text{H}_2]$  mixed with dinitrogen tetroxide was used to power the Lunar Lander in its missions to the moon. The two components react according to the following equation:



If 150 g dimethylhydrazine reacts with excess dinitrogen tetroxide and the product gases are collected at  $27^\circ\text{C}$  in an evacuated 250-L tank, what is the partial pressure of nitrogen gas produced and what is the total pressure in the tank assuming the reaction has 100% yield?

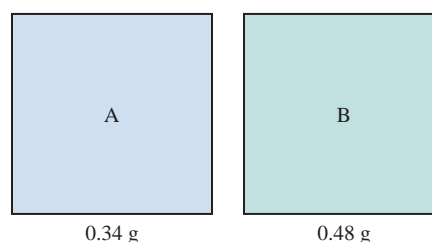
94. The oxides of Group 2A metals (symbolized by M here) react with carbon dioxide according to the following reaction:



A 2.85-g sample containing only  $\text{MgO}$  and  $\text{CuO}$  is placed in a 3.00-L container. The container is filled with  $\text{CO}_2$  to a pressure of 740. torr at  $20.^\circ\text{C}$ . After the reaction has gone to completion, the pressure inside the flask is 390. torr at  $20.^\circ\text{C}$ . What is the mass percent of  $\text{MgO}$  in the mixture? Assume that only the  $\text{MgO}$  reacts with  $\text{CO}_2$ .

### Kinetic Molecular Theory and Real Gases

95. Calculate the average kinetic energies of  $\text{CH}_4(g)$  and  $\text{N}_2(g)$  molecules at 273 K and 546 K.
96. A 100.-L flask contains a mixture of methane ( $\text{CH}_4$ ) and argon gases at  $25^\circ\text{C}$ . The mass of argon present is 228 g and the mole fraction of methane in the mixture is 0.650. Calculate the total kinetic energy of the gaseous mixture.
97. Calculate the root mean square velocities of  $\text{CH}_4(g)$  and  $\text{N}_2(g)$  molecules at 273 K and 546 K.
98. Consider separate 1.0-L samples of  $\text{He}(g)$  and  $\text{UF}_6(g)$ , both at 1.00 atm and containing the same number of moles. What ratio of temperatures for the two samples would produce the same root mean square velocity?
99. Consider a 1.0-L container of neon gas at STP. Will the average kinetic energy, average velocity, and frequency of collisions of gas molecules with the walls of the container increase, decrease, or remain the same under each of the following conditions?
- The temperature is increased to  $100^\circ\text{C}$ .
  - The temperature is decreased to  $-50^\circ\text{C}$ .
  - The volume is decreased to 0.5 L.
  - The number of moles of neon is doubled.
100. Consider two gases, A and B, each in a 1.0-L container with both gases at the same temperature and pressure. The mass of gas A in the container is 0.34 g and the mass of gas B in the container is 0.48 g.



- Which gas sample has the most molecules present? Explain.
- Which gas sample has the largest average kinetic energy? Explain.
- Which gas sample has the fastest average velocity? Explain.
- How can the pressure in the two containers be equal to each other since the larger gas B molecules collide with the container walls more forcefully?

- 101.** Consider three identical flasks filled with different gases.  
 Flask A: CO at 760 torr and 0°C  
 Flask B: N<sub>2</sub> at 250 torr and 0°C  
 Flask C: H<sub>2</sub> at 100 torr and 0°C
- In which flask will the molecules have the greatest average kinetic energy?
  - In which flask will the molecules have the greatest average velocity?
- 102.** Consider separate 1.0-L gaseous samples of H<sub>2</sub>, Xe, Cl<sub>2</sub>, and O<sub>2</sub> all at STP.
- Rank the gases in order of increasing average kinetic energy.
  - Rank the gases in order of increasing average velocity.
  - How can separate 1.0-L samples of O<sub>2</sub> and H<sub>2</sub> each have the same average velocity?

- 103.** Freon-12 is used as a refrigerant in central home air conditioners. The rate of effusion of Freon-12 to Freon-11 (molar mass = 137.4 g/mol) is 1.07:1. The formula of Freon-12 is one of the following: CF<sub>4</sub>, CF<sub>3</sub>Cl, CF<sub>2</sub>Cl<sub>2</sub>, CFCl<sub>3</sub>, or CCl<sub>4</sub>. Which formula is correct for Freon-12?

- 104.** The rate of effusion of a particular gas was measured and found to be 24.0 mL/min. Under the same conditions, the rate of effusion of pure methane (CH<sub>4</sub>) gas is 47.8 mL/min. What is the molar mass of the unknown gas?

- 105.** One way of separating oxygen isotopes is by gaseous diffusion of carbon monoxide. The gaseous diffusion process behaves like an effusion process. Calculate the relative rates of effusion of <sup>12</sup>C<sup>16</sup>O, <sup>12</sup>C<sup>17</sup>O, and <sup>12</sup>C<sup>18</sup>O. Name some advantages and disadvantages of separating oxygen isotopes by gaseous diffusion of carbon dioxide instead of carbon monoxide.

- 106.** It took 4.5 minutes for 1.0 L helium to effuse through a porous barrier. How long will it take for 1.0 L Cl<sub>2</sub> gas to effuse under identical conditions?

- 107.** Calculate the pressure exerted by 0.5000 mol N<sub>2</sub> in a 1.0000-L container at 25.0°C
- using the ideal gas law.
  - using the van der Waals equation.
  - Compare the results.

- 108.** Calculate the pressure exerted by 0.5000 mol N<sub>2</sub> in a 10.000-L container at 25.0°C
- using the ideal gas law.
  - using the van der Waals equation.
  - Compare the results.
  - Compare the results with those in Exercise 107.

### Atmosphere Chemistry

- 109.** Use the data in Table 5.4 to calculate the partial pressure of He in dry air assuming that the total pressure is 1.0 atm. Assuming

a temperature of 25°C, calculate the number of He atoms per cubic centimeter.

- 110.** A 1.0-L sample of air is collected at 25°C at sea level (1.00 atm). Estimate the volume this sample of air would have at an altitude of 15 km (see Fig. 5.30).

- 111.** Write reactions to show how nitric and sulfuric acids are produced in the atmosphere.

- 112.** Write reactions to show how the nitric and sulfuric acids in acid rain react with marble and limestone. (Both marble and limestone are primarily calcium carbonate.)

### ► Connecting to Biochemistry

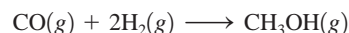
- 113.** Nitrous oxide (N<sub>2</sub>O) is a gas that is commonly used to help sedate patients in medicine and dentistry due to its mild anesthetic and analgesic properties, as well as the fact that it is nonflammable. If a cylinder of N<sub>2</sub>O is at 32.4 atm and has a volume of 5.0 L at 298 K, how many moles of N<sub>2</sub>O gas are in the cylinder? What volume would the gas take up if the entire contents of the cylinder were allowed to escape into a larger container that keeps the pressure constant at 1.00 atm? Assume the temperature remains at 298 K.

- 114.** The average lung capacity of a human is 6.0 L. How many moles of air are in your lungs when you are in the following situations?
- At sea level ( $T = 298 \text{ K}$ ,  $P = 1.00 \text{ atm}$ ).
  10. m below water ( $T = 298 \text{ K}$ ,  $P = 1.97 \text{ atm}$ ).
  - At the top of Mount Everest ( $T = 200. \text{ K}$ ,  $P = 0.296 \text{ atm}$ ).

- 115.** Cyclopropane, a gas that when mixed with oxygen is used as a general anesthetic, is composed of 85.7% C and 14.3% H by mass. If the density of cyclopropane is 1.88 g/L at STP, what is the molecular formula of cyclopropane?

- 116.** A mixture of cyclopropane and oxygen is sometimes used as a general anesthetic. Consider a balloon filled with an anesthetic mixture of cyclopropane and oxygen at 170. torr and 570. torr, respectively. Calculate the ratio of the moles O<sub>2</sub> to moles cyclopropane in this mixture.

- 117.** Methanol (CH<sub>3</sub>OH) can be produced by the following reaction:



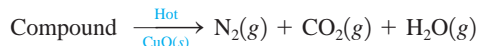
Hydrogen at STP flows into a reactor at a rate of 16.0 L/min. Carbon monoxide at STP flows into the reactor at a rate of 25.0 L/min. If 5.30 g methanol is produced per minute, what is the percent yield of the reaction?

- 118.** In the “Méthode Champenoise,” grape juice is fermented in a wine bottle to produce sparkling wine. The reaction is



Fermentation of 750. mL grape juice (density = 1.0 g/cm<sup>3</sup>) is allowed to take place in a bottle with a total volume of 825 mL until 12% by volume is ethanol (C<sub>2</sub>H<sub>5</sub>OH). Assuming that the CO<sub>2</sub> is insoluble in H<sub>2</sub>O (actually, a wrong assumption), what would be the pressure of CO<sub>2</sub> inside the wine bottle at 25°C? (The density of ethanol is 0.79 g/cm<sup>3</sup>.)

119. The nitrogen content of organic compounds can be determined by the Dumas method. The compound in question is first reacted by passage over hot CuO(s):



The product gas is then passed through a concentrated solution of KOH to remove the CO<sub>2</sub>. After passage through the KOH solution, the gas contains N<sub>2</sub> and is saturated with water vapor. In a given experiment a 0.253-g sample of a compound produced 31.8 mL N<sub>2</sub> saturated with water vapor at 25°C and 726 torr. What is the mass percent of nitrogen in the compound? (The vapor pressure of water at 25°C is 23.8 torr.)

120. An organic compound containing only C, H, and N yields the following data.
- Complete combustion of 35.0 mg of the compound produced 33.5 mg CO<sub>2</sub> and 41.1 mg H<sub>2</sub>O.
  - A 65.2-mg sample of the compound was analyzed for nitrogen by the Dumas method (see Exercise 119), giving 35.6 mL N<sub>2</sub> at 740. torr and 25°C.
  - The effusion rate of the compound as a gas was measured and found to be 24.6 mL/min. The effusion rate of argon gas, under identical conditions, is 26.4 mL/min.

What is the molecular formula of the compound?

121. Atmospheric scientists often use mixing ratios to express the concentrations of trace compounds in air. Mixing ratios are often expressed as ppmv (parts per million volume):

$$\text{ppmv of } X = \frac{\text{vol of } X \text{ at STP}}{\text{total vol of air at STP}} \times 10^6$$

On a certain November day the concentration of carbon monoxide in the air in downtown Denver, Colorado, reached  $3.0 \times 10^2$  ppmv. The atmospheric pressure at that time was 628 torr and the temperature was 0°C.



- What was the partial pressure of CO?
  - What was the concentration of CO in molecules per cubic meter?
  - What was the concentration of CO in molecules per cubic centimeter?
122. Trace organic compounds in the atmosphere are first concentrated and then measured by gas chromatography. In the concentration step, several liters of air are pumped through a tube containing a porous substance that traps organic compounds. The tube is then connected to a gas chromatograph and heated to release the trapped compounds. The organic compounds are separated in the column and the amounts are measured. In an analysis for benzene and toluene in air, a 3.00-L sample of air at 748 torr and 23°C was passed through the trap. The gas chromatography analysis showed that this air sample contained 89.6 ng benzene (C<sub>6</sub>H<sub>6</sub>) and 153 ng toluene (C<sub>7</sub>H<sub>8</sub>). Calculate the mixing ratio (see Exercise 121) and number of molecules per cubic centimeter for both benzene and toluene.

### ► Additional Exercises

123. Draw a qualitative graph to show how the first property varies with the second in each of the following (assume 1 mole of an ideal gas and  $T$  in kelvins).

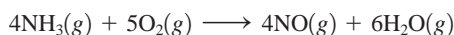
- $PV$  versus  $V$  with constant  $T$
- $P$  versus  $T$  with constant  $V$
- $T$  versus  $V$  with constant  $P$
- $P$  versus  $V$  with constant  $T$
- $P$  versus  $1/V$  with constant  $T$
- $PV/T$  versus  $P$

124. At STP, 1.0 L Br<sub>2</sub> reacts completely with 3.0 L F<sub>2</sub>, producing 2.0 L of a product. What is the formula of the product? (All substances are gases.)
125. A form of Boyle's law is  $PV = k$  (at constant  $T$  and  $n$ ). Table 5.1 contains actual data from pressure–volume experiments conducted by Robert Boyle. The value of  $k$  in most experiments is  $14.1 \times 10^2$  in Hg · in<sup>3</sup>. Express  $k$  in units of atm · L. In Example 5.3,  $k$  was determined for NH<sub>3</sub> at various pressures and volumes. Give some reasons why the  $k$  values differ so dramatically between Example 5.3 and Table 5.1.
126. A 2.747-g sample of manganese metal is reacted with excess HCl gas to produce 3.22 L H<sub>2</sub>(g) at 373 K and 0.951 atm and a manganese chloride compound (MnCl<sub>x</sub>). What is the formula of the manganese chloride compound produced in the reaction?
127. A 15.0-L tank is filled with H<sub>2</sub> to a pressure of  $2.00 \times 10^2$  atm. How many balloons (each 2.00 L) can be inflated to a pressure of 1.00 atm from the tank? Assume that there is no temperature change and that the tank cannot be emptied below 1.00 atm pressure.
128. A spherical glass container of unknown volume contains helium gas at 25°C and 1.960 atm. When a portion of the helium is withdrawn and adjusted to 1.00 atm at 25°C, it is found to have a volume of 1.75 cm<sup>3</sup>. The gas remaining in the first container shows a pressure of 1.710 atm. Calculate the volume of the spherical container.
129. A 2.00-L sample of O<sub>2</sub>(g) was collected over water at a total pressure of 785 torr and 25°C. When the O<sub>2</sub>(g) was dried (water vapor removed), the gas had a volume of 1.94 L at 25°C and 785 torr. Calculate the vapor pressure of water at 25°C.
130. A 20.0-L stainless steel container at 25°C was charged with 2.00 atm of hydrogen gas and 3.00 atm of oxygen gas. A spark ignited the mixture, producing water. What is the pressure in the tank at 25°C? If the same experiment were performed, but the temperature was 125°C instead of 25°C, what would be the pressure in the tank?
131. Metallic molybdenum can be produced from the mineral molybdenite, MoS<sub>2</sub>. The mineral is first oxidized in air to molybdenum trioxide and sulfur dioxide. Molybdenum trioxide is then reduced to metallic molybdenum using hydrogen gas. The balanced equations are

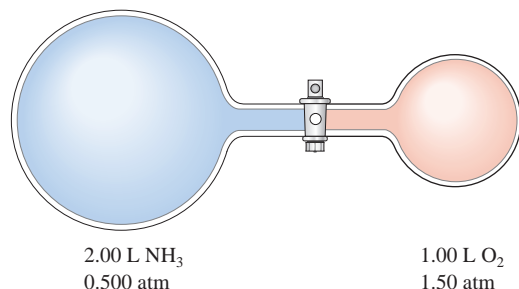


Calculate the volumes of air and hydrogen gas at 17°C and 1.00 atm that are necessary to produce  $1.00 \times 10^3$  kg pure molybdenum from MoS<sub>2</sub>. Assume air contains 21% oxygen by volume and assume 100% yield for each reaction.

132. Nitric acid is produced commercially by the Ostwald process. In the first step ammonia is oxidized to nitric oxide:



Assume this reaction is carried out in the apparatus diagramed below.



The stopcock between the two reaction containers is opened, and the reaction proceeds using proper catalysts. Calculate the partial pressure of NO after the reaction is complete. Assume 100% yield for the reaction, assume the final container volume is 3.00 L, and assume the temperature is constant.

133. A compound contains only C, H, and N. It is 58.51% C and 7.37% H by mass. Helium effuses through a porous frit 3.20 times as fast as the compound does. Determine the empirical and molecular formulas of this compound.
134. One of the chemical controversies of the nineteenth century concerned the element beryllium (Be). Berzelius originally claimed that beryllium was a trivalent element (forming  $\text{Be}^{3+}$  ions) and that it gave an oxide with the formula  $\text{Be}_2\text{O}_3$ . This resulted in a calculated atomic mass of 13.5 for beryllium. In formulating his periodic table, Mendeleev proposed that beryllium was divalent (forming  $\text{Be}^{2+}$  ions) and that it gave an oxide with the formula  $\text{BeO}$ . This assumption gives an atomic mass of 9.0. In 1894, A. Combes (*Comptes Rendus* 1894, p. 1221) reacted beryllium with the anion  $\text{C}_5\text{H}_7\text{O}_2^-$  and measured the density of the gaseous product. Combes's data for two different experiments are as follows:

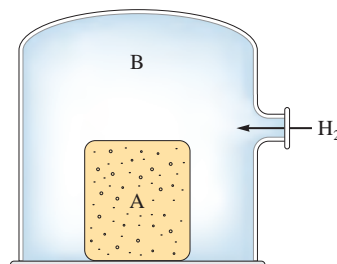
	I	II
Mass	0.2022 g	0.2224 g
Volume	22.6 cm <sup>3</sup>	26.0 cm <sup>3</sup>
Temperature	13°C	17°C
Pressure	765.2 mm Hg	764.6 mm

If beryllium is a divalent metal, the molecular formula of the product will be  $\text{Be}(\text{C}_5\text{H}_7\text{O}_2)_2$ ; if it is trivalent, the formula will be  $\text{Be}(\text{C}_5\text{H}_7\text{O}_2)_3$ . Show how Combes's data help to confirm that beryllium is a divalent metal.

135. An organic compound contains C, H, N, and O. Combustion of 0.1023 g of the compound in excess oxygen yielded 0.2766 g  $\text{CO}_2$  and 0.0991 g  $\text{H}_2\text{O}$ . A sample of 0.4831 g of the compound was analyzed for nitrogen by the Dumas method (see Exercise 119). At STP, 27.6 mL dry  $\text{N}_2$  was obtained. In a third experiment, the density of the compound as a gas was found to

be 4.02 g/L at 127°C and 256 torr. What are the empirical and molecular formulas of the compound?

136. Consider the following diagram:



Container A (with porous walls) is filled with air at STP. It is then inserted into a large enclosed container (B), which is then flushed with  $\text{H}_2(g)$ . What will happen to the pressure inside container A? Explain your answer.

### ► Challenge Problems

137. A chemist weighed out 5.14 g of a mixture containing unknown amounts of  $\text{BaO}(s)$  and  $\text{CaO}(s)$  and placed the sample in a 1.50-L flask containing  $\text{CO}_2(g)$  at 30.0°C and 750. torr. After the reaction to form  $\text{BaCO}_3(s)$  and  $\text{CaCO}_3(s)$  was completed, the pressure of  $\text{CO}_2(g)$  remaining was 230. torr. Calculate the mass percentages of  $\text{CaO}(s)$  and  $\text{BaO}(s)$  in the mixture.
138. A mixture of chromium and zinc weighing 0.362 g was reacted with an excess of hydrochloric acid. After all the metals in the mixture reacted, 225 mL dry hydrogen gas was collected at 27°C and 750. torr. Determine the mass percent of Zn in the metal sample. [Zinc reacts with hydrochloric acid to produce zinc chloride and hydrogen gas; chromium reacts with hydrochloric acid to produce chromium(III) chloride and hydrogen gas.]
139. Consider a sample of a hydrocarbon (a compound consisting of only carbon and hydrogen) at 0.959 atm and 298 K. Upon combusting the entire sample in oxygen, you collect a mixture of gaseous carbon dioxide and water vapor at 1.51 atm and 375 K. This mixture has a density of 1.391 g/L and occupies a volume four times as large as that of the pure hydrocarbon. Determine the molecular formula of the hydrocarbon.
140. You have an equimolar mixture of the gases  $\text{SO}_2$  and  $\text{O}_2$ , along with some He, in a container fitted with a piston. The density of this mixture at STP is 1.924 g/L. Assume ideal behavior and constant temperature and pressure.
- What is the mole fraction of He in the original mixture?
  - The  $\text{SO}_2$  and  $\text{O}_2$  react to completion to form  $\text{SO}_3$ . What is the density of the gas mixture after the reaction is complete?
141. Methane ( $\text{CH}_4$ ) gas flows into a combustion chamber at a rate of 200. L/min at 1.50 atm and ambient temperature. Air is added to the chamber at 1.00 atm and the same temperature, and the gases are ignited.
- To ensure complete combustion of  $\text{CH}_4$  to  $\text{CO}_2(g)$  and  $\text{H}_2\text{O}(g)$ , three times as much oxygen as is necessary is reacted. Assuming air is 21 mole percent  $\text{O}_2$  and 79 mole percent  $\text{N}_2$ ,

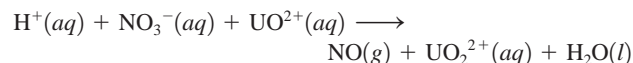
calculate the flow rate of air necessary to deliver the required amount of oxygen.

- b.** Under the conditions in part a, combustion of methane was not complete as a mixture of  $\text{CO}_2(\text{g})$  and  $\text{CO}(\text{g})$  was produced. It was determined that 95.0% of the carbon in the exhaust gas was present in  $\text{CO}_2$ . The remainder was present as carbon in  $\text{CO}$ . Calculate the composition of the exhaust gas in terms of mole fraction of  $\text{CO}$ ,  $\text{CO}_2$ ,  $\text{O}_2$ ,  $\text{N}_2$ , and  $\text{H}_2\text{O}$ . Assume  $\text{CH}_4$  is completely reacted and  $\text{N}_2$  is unreacted.
- 142.** A steel cylinder contains 5.00 mol graphite (pure carbon) and 5.00 mol  $\text{O}_2$ . The mixture is ignited and all the graphite reacts. Combustion produces a mixture of  $\text{CO}$  gas and  $\text{CO}_2$  gas. After the cylinder has cooled to its original temperature, it is found that the pressure of the cylinder has increased by 17.0%. Calculate the mole fractions of  $\text{CO}$ ,  $\text{CO}_2$ , and  $\text{O}_2$  in the final gaseous mixture.
- 143.** The total mass that can be lifted by a balloon is given by the difference between the mass of air displaced by the balloon and the mass of the gas inside the balloon. Consider a hot-air balloon that approximates a sphere 5.00 m in diameter and contains air heated to  $65^\circ\text{C}$ . The surrounding air temperature is  $21^\circ\text{C}$ . The pressure in the balloon is equal to the atmospheric pressure, which is 745 torr.
- What total mass can the balloon lift? Assume that the average molar mass of air is 29.0 g/mol. (*Hint:* Heated air is less dense than cool air.)
  - If the balloon is filled with enough helium at  $21^\circ\text{C}$  and 745 torr to achieve the same volume as in part a, what total mass can the balloon lift?
  - What mass could the hot-air balloon in part a lift if it were on the ground in Denver, Colorado, where a typical atmospheric pressure is 630. torr?
- 144.** You have a sealed, flexible balloon filled with argon gas. The atmospheric pressure is 1.00 atm and the temperature is  $25^\circ\text{C}$ . Assume that air has a mole fraction of nitrogen of 0.790, the rest being oxygen.
- Explain why the balloon would float when heated. Make sure to discuss which factors change and which remain constant, and why this matters. Be complete.
  - Above what temperature would you heat the balloon so that it would float?
- 145.** You have a helium balloon at 1.00 atm and  $25^\circ\text{C}$ . You want to make a hot-air balloon with the same volume and same lift as the helium balloon. Assume air is 79.0% nitrogen and 21.0% oxygen by volume. The “lift” of a balloon is given by the difference between the mass of air displaced by the balloon and the mass of gas inside the balloon.
- Will the temperature in the hot-air balloon have to be higher or lower than  $25^\circ\text{C}$ ? Explain.
  - Calculate the temperature of the air required for the hot-air balloon to provide the same lift as the helium balloon at 1.00 atm and  $25^\circ\text{C}$ . Assume atmospheric conditions are 1.00 atm and  $25^\circ\text{C}$ .
- 146.** We state that the ideal gas law tends to hold best at low pressures and high temperatures. Show how the van der Waals equation simplifies to the ideal gas law under these conditions.
- 147.** You are given an unknown gaseous binary compound (that is, a compound consisting of two different elements). When 10.0 g of the compound is burned in excess oxygen, 16.3 g water is produced. The compound has a density 1.38 times that of oxygen gas at the same conditions of temperature and pressure. Give a possible identity for the unknown compound.
- 148.** Nitrogen gas ( $\text{N}_2$ ) reacts with hydrogen gas ( $\text{H}_2$ ) to form ammonia gas ( $\text{NH}_3$ ). You have nitrogen and hydrogen gases in a 15.0-L container fitted with a movable piston (the piston allows the container volume to change so as to keep the pressure constant inside the container). Initially the partial pressure of each reactant gas is 1.00 atm. Assume the temperature is constant and that the reaction goes to completion.
- Calculate the partial pressure of ammonia in the container after the reaction has reached completion.
  - Calculate the volume of the container after the reaction has reached completion.

## ► Integrative Problems

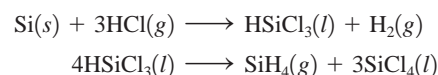
These problems require the integration of multiple concepts to find the solutions.

- 149.** In the presence of nitric acid,  $\text{UO}_2^{2+}$  undergoes a redox process. It is converted to  $\text{UO}_2^{2+}$  and nitric oxide ( $\text{NO}$ ) gas is produced according to the following unbalanced equation:



If  $2.55 \times 10^2$  mL  $\text{NO}(\text{g})$  is isolated at  $29^\circ\text{C}$  and 1.5 atm, what amount (moles) of  $\text{UO}_2^{2+}$  was used in the reaction? (*Hint:* Balance the reaction by the oxidation states method.)

- 150.** Silane,  $\text{SiH}_4$ , is the silicon analogue of methane,  $\text{CH}_4$ . It is prepared industrially according to the following equations:



- If 156 mL  $\text{HSiCl}_3$  ( $d = 1.34$  g/mL) is isolated when 15.0 L  $\text{HCl}$  at 10.0 atm and  $35^\circ\text{C}$  is used, what is the percent yield of  $\text{HSiCl}_3$ ?
  - When 156 mL  $\text{HSiCl}_3$  is heated, what volume of  $\text{SiH}_4$  at 10.0 atm and  $35^\circ\text{C}$  will be obtained if the percent yield of the reaction is 93.1%?
- 151.** Solid thorium(IV) fluoride has a boiling point of  $1680^\circ\text{C}$ . What is the density of a sample of gaseous thorium(IV) fluoride at its boiling point under a pressure of 2.5 atm in a 1.7-L container? Which gas will effuse faster at  $1680^\circ\text{C}$ , thorium(IV) fluoride or uranium(III) fluoride? How much faster?
- 152.** Natural gas is a mixture of hydrocarbons, primarily methane ( $\text{CH}_4$ ) and ethane ( $\text{C}_2\text{H}_6$ ). A typical mixture might have  $\chi_{\text{methane}} = 0.915$  and  $\chi_{\text{ethane}} = 0.085$ . What are the partial pressures of the two gases in a 15.00-L container of natural gas at  $20^\circ\text{C}$  and 1.44 atm? Assuming complete combustion of both gases in the natural gas sample, what is the total mass of water formed?

► **Marathon Problem\***

This problem is designed to incorporate several concepts and techniques into one situation.

**153.** Use the following information to identify element A and compound B, then answer questions a and b.

An empty glass container has a mass of 658.572 g. It has a mass of 659.452 g after it has been filled with nitrogen gas at a pressure of 790. torr and a temperature of 15°C. When the container is evacuated and refilled with a certain element (A) at a pressure of 745 torr and a temperature of 26°C, it has a mass of 660.59 g.

Compound B, a gaseous organic compound that consists of 85.6% carbon and 14.4% hydrogen by mass, is placed in a stainless steel vessel (10.68 L) with excess oxygen gas. The vessel is

placed in a constant-temperature bath at 22°C. The pressure in the vessel is 11.98 atm. In the bottom of the vessel is a container that is packed with Ascarite and a desiccant. Ascarite is asbestos impregnated with sodium hydroxide; it quantitatively absorbs carbon dioxide:



The desiccant is anhydrous magnesium perchlorate, which quantitatively absorbs the water produced by the combustion reaction as well as the water produced by the above reaction. Neither the Ascarite nor the desiccant reacts with compound B or oxygen. The total mass of the container with the Ascarite and desiccant is 765.3 g.

The combustion reaction of compound B is initiated by a spark. The pressure immediately rises, then begins to decrease, and finally reaches a steady value of 6.02 atm. The stainless steel vessel is carefully opened, and the mass of the container inside the vessel is found to be 846.7 g.


A and B react quantitatively in a 1:1 mole ratio to form one mole of the single product, gas C.

- How many grams of C will be produced if 10.0 L A and 8.60 L B (each at STP) are reacted by opening a stopcock connecting the two samples?
- What will be the total pressure in the system?

\*Used with permission from the *Journal of Chemical Education*, Vol. 68, No. 11, 1991, pp. 919–922; copyright © 1991, Division of Chemical Education, Inc.

# Thermochemistry

- 6.1** ▶ The Nature of Energy  
Chemical Energy
- 6.2** ▶ Enthalpy and Calorimetry  
Enthalpy  
Calorimetry
- 6.3** ▶ Hess's Law  
Characteristics of Enthalpy  
Changes
- 6.4** ▶ Standard Enthalpies of Formation
- 6.5** ▶ Present Sources of Energy  
Petroleum and Natural Gas  
Coal  
Effects of Carbon Dioxide on  
Climate
- 6.6** ▶ New Energy Sources  
Coal Conversion  
Hydrogen as a Fuel  
Other Energy Alternatives



**A burning match is an example of exothermic reaction. This double exposure shows the match lit and the match blown out.**



**E**nergy is the essence of our very existence as individuals and as a society. The food that we eat furnishes the energy to live, work, and play, just as the coal and oil consumed by manufacturing and transportation systems power our modern industrialized civilization.

In the past, huge quantities of carbon-based fossil fuels have been available for the taking. This abundance of fuels has led to a world society with a voracious appetite for energy, consuming millions of barrels of petroleum every day. We are now dangerously dependent on the dwindling supplies of oil, and this dependence is an important source of tension among nations in today's world. In an incredibly short time we have moved from a period of ample and cheap supplies of petroleum to one of high prices and uncertain supplies. If our present standard of living is to be maintained, we must find alternatives to petroleum. To do this, we need to know the relationship between chemistry and energy, which we explore in this chapter.

There are additional problems with fossil fuels. The waste products from burning fossil fuels significantly affect our environment. For example, when a carbon-based fuel is burned, the carbon reacts with oxygen to form carbon dioxide, which is released into the atmosphere. Although much of this carbon dioxide is consumed in various natural processes such as photosynthesis and the formation of carbonate materials, the amount of carbon dioxide in the atmosphere is steadily increasing. This increase is significant because atmospheric carbon dioxide absorbs heat radiated from the earth's surface and radiates it back toward the earth. Since this is an important mechanism for controlling the earth's temperature, many scientists fear that an increase in the concentration of carbon dioxide will warm the earth, causing significant changes in climate. In addition, impurities in the fossil fuels react with components of the air to produce air pollution. We discussed some aspects of this problem in Chapter 5.

Just as energy is important to our society on a macroscopic scale, it is critically important to each living organism on a microscopic scale. The living cell is a miniature chemical factory powered by energy from chemical reactions. The process of cellular respiration extracts the energy stored in sugars and other nutrients to drive the various tasks of the cell. Although the extraction process is more complex and more subtle, the energy obtained from "fuel" molecules by the cell is the same as would be obtained from burning the fuel to power an internal combustion engine.

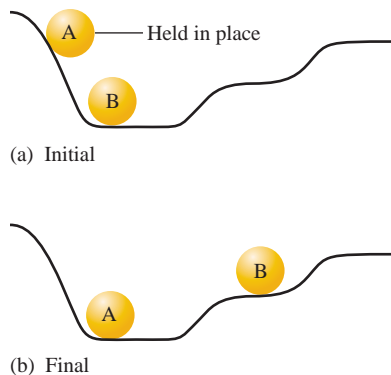
Whether it is an engine or a cell that is converting energy from one form to another, the processes are all governed by the same principles, which we will begin to explore in this chapter. Additional aspects of energy transformation will be covered in Chapter 17.

## 6.1 ► The Nature of Energy

Although the concept of energy is quite familiar, energy itself is rather difficult to define precisely. We will define **energy** as the *capacity to do work or to produce heat*. In this chapter we will concentrate specifically on the heat transfer that accompanies chemical processes.


One of the most important characteristics of energy is that it is conserved. The **law of conservation of energy** states that *energy can be converted from one form to another but can be neither created nor destroyed*. That is, the energy of the universe is constant.

The total energy content of the universe is constant.

**Figure 6.1**

(a) In the initial positions, ball A has a higher potential energy than ball B. (b) After A has rolled down the hill, the potential energy lost by A has been converted to random motions of the components of the hill (frictional heating) and to the increase in the potential energy of B.

### Heat involves a transfer of energy.



This infrared photo of a house shows where energy leaks occur. The more red the color, the more energy (heat) is leaving the house.

Energy can be classified as either potential or kinetic energy. **Potential energy** is energy due to position or composition. For example, water behind a dam has potential energy that can be converted to work when the water flows down through turbines, thereby creating electricity. Attractive and repulsive forces also lead to potential energy. The energy released when gasoline is burned results from differences in attractive forces between the nuclei and electrons in the reactants and products. The **kinetic energy** of an object is energy due to the motion of the object and depends on the mass of the object  $m$  and its velocity  $v$ :  $KE = \frac{1}{2}mv^2$ .

Energy can be converted from one form to another. For example, consider the two balls in Fig. 6.1(a). Ball A, because of its higher position initially, has more potential energy than ball B. When A is released, it moves down the hill and strikes B. Eventually, the arrangement shown in Fig. 6.1(b) is achieved. What has happened in going from the initial to the final arrangement? The potential energy of A has decreased, but since energy is conserved, all the energy lost by A must be accounted for. How is this energy distributed?

Initially, the potential energy of A is changed to kinetic energy as the ball rolls down the hill. Part of this kinetic energy is then transferred to B, causing it to be raised to a higher final position. Thus the potential energy of B has been increased. However, since the final position of B is lower than the original position of A, some of the energy is still unaccounted for. Both balls in their final positions are at rest, so the missing energy cannot be due to their motions. What has happened to the remaining energy?

The answer lies in the interaction between the hill's surface and the ball. As ball A rolls down the hill, some of its kinetic energy is transferred to the surface of the hill as heat. This transfer of energy is called *frictional heating*. The temperature of the hill increases very slightly as the ball rolls down.

Before we proceed further, it is important to recognize that heat and temperature are decidedly different. As we saw in Chapter 5, *temperature* is a property that reflects the random motions of the particles in a particular substance. **Heat**, on the other hand, involves the *transfer* of energy between two objects due to a temperature difference. Heat is not a substance contained by an object, although we often talk of heat as if this were true.

Note that in going from the initial to the final arrangements in Fig. 6.1, ball B gains potential energy because work was done by ball A on B. **Work** is defined as force acting over a distance. Work is required to raise B from its original position to its final one. Part of the original energy stored as potential energy in A has been transferred through work to B, thereby increasing B's potential energy. Thus there are two ways to transfer energy: through work and through heat.

In rolling to the bottom of the hill shown in Fig. 6.1, ball A will always lose the same amount of potential energy. However, the way that this energy transfer is divided between work and heat depends on the specific conditions—the **pathway**. For example, the surface of the hill might be so rough that the energy of A is expended completely through frictional heating; A is moving so slowly when it hits B that it cannot move B to the next level. In this case, no work is done. Regardless of the condition of the hill's surface, the *total energy* transferred will be constant. However, the amounts of heat and work will differ. Energy change is independent of the pathway; however, work and heat are both dependent on the pathway.

This brings us to a very important concept: the **state function** or **state property**. A state function refers to a property of the system that depends only on its *present state*. A state function (property) does not depend in any way on the system's past (or future). In other words, the value of a state function does not depend on how the system arrived at the present state; it depends only on the characteristics of the present state. This leads to a very important characteristic of a state function: A change in this function (property) in going from one state to another state is independent of the particular pathway taken between the two states.

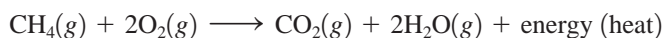
Energy is a state function; work and heat are not.

A nonscientific analogy that illustrates the difference between a state function and a nonstate function is elevation on the earth's surface and distance between two points. In traveling from Chicago (elevation 674 ft) to Denver (elevation 5280 ft), the change in elevation is always  $5280 - 674 = 4606$  ft regardless of the route taken between the two cities. The distance traveled, however, depends on how you make the trip. Thus elevation is a function that does not depend on the route (pathway) but distance is pathway dependent. Elevation is a state function and distance is not.

Of the functions considered in our present example, energy is a state function, but work and heat are not state functions.

## Chemical Energy

The ideas we have just illustrated using mechanical examples also apply to chemical systems. The combustion of methane, for example, is used to heat many homes in the United States:



To discuss this reaction, we divide the universe into two parts: the system and the surroundings. The **system** is the part of the universe on which we wish to focus attention; the **surroundings** include everything else in the universe. In this case we define the system as the reactants and products of the reaction. The surroundings consist of the reaction container (a furnace, for example), the room, and anything else other than the reactants and products.

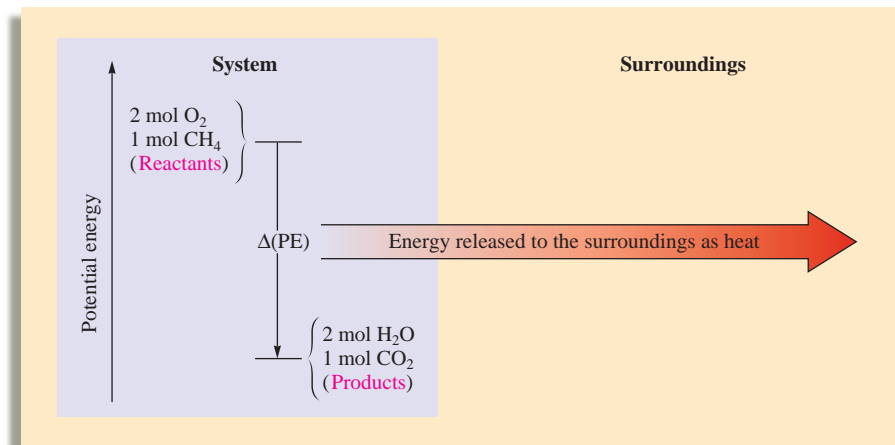
When a reaction results in the evolution of heat, it is said to be **exothermic** (*exo-* is a prefix meaning “out of”); that is, energy flows *out of the system*. For example, in the combustion of methane, energy flows out of the system as heat. Reactions that absorb energy from the surroundings are said to be **endothermic**. When the heat flow is *into a system*, the process is endothermic. For example, the formation of nitric oxide from nitrogen and oxygen is endothermic:



Where does the energy, released as heat, come from in an exothermic reaction? The answer lies in the difference in potential energies between the products and the reactants. Which has lower potential energy, the reactants or the products? We know that total energy is conserved and that energy flows from the system into the surroundings in an exothermic reaction. This means that *the energy gained by the surroundings must be equal to the energy lost by the system*. In the combustion of methane, the energy content of the system decreases, which means that 1 mole of  $\text{CO}_2$  and 2 moles of  $\text{H}_2\text{O}$  molecules (the products) possess less potential energy than do 1 mole of  $\text{CH}_4$  and 2 moles of  $\text{O}_2$  molecules (the reactants). The heat flow into the surroundings results from a lowering of the potential energy of the reaction system. This always holds true. *In any exothermic reaction, some of the potential energy stored in the chemical bonds is being converted to thermal energy (random kinetic energy) via heat.*

The energy diagram for the combustion of methane is shown in Fig. 6.2, where  $\Delta(\text{PE})$  represents the *change* in potential energy stored in the bonds of the products as compared with the bonds of the reactants. In other words, this quantity represents the difference between the energy required to break the bonds in the reactants and the energy released when the bonds in the products are formed. In an exothermic process, the bonds in the products are stronger (on average) than those of the reactants. That is, more energy is released by forming the new bonds in the products than is consumed to break the bonds in the reactants. The net result is that the quantity of energy  $\Delta(\text{PE})$  is transferred to the surroundings through heat.

For an endothermic reaction, the situation is reversed, as shown in Fig. 6.3. Energy that flows into the system as heat is used to increase the potential energy of the system.



**Figure 6.2**

The combustion of methane releases the quantity of energy  $\Delta(\text{PE})$  to the surroundings via heat flow. This is an exothermic process.

In this case the products have higher potential energy (weaker bonds on average) than the reactants.

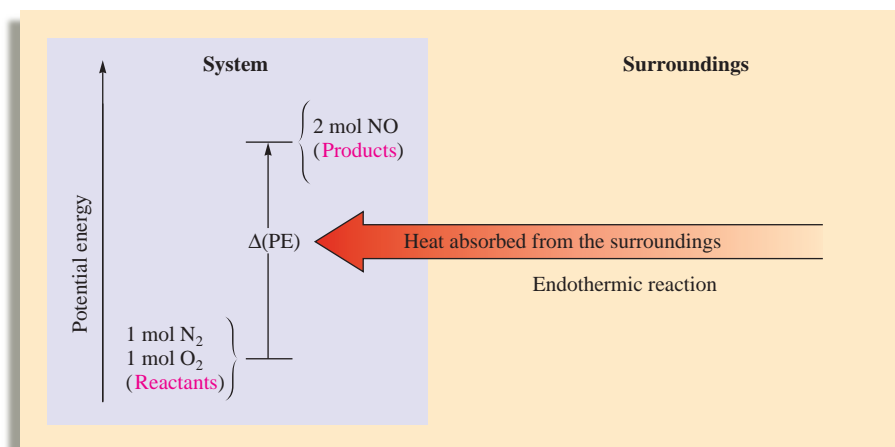
The study of energy and its interconversions is called **thermodynamics**. The law of conservation of energy is often called the **first law of thermodynamics** and is stated as follows: *The energy of the universe is constant.*

The **internal energy**  $E$  of a system can be defined most precisely as the sum of the kinetic and potential energies of all the “particles” in the system. The internal energy of a system can be changed by a flow of work, heat, or both. That is,

$$\Delta E = q + w$$

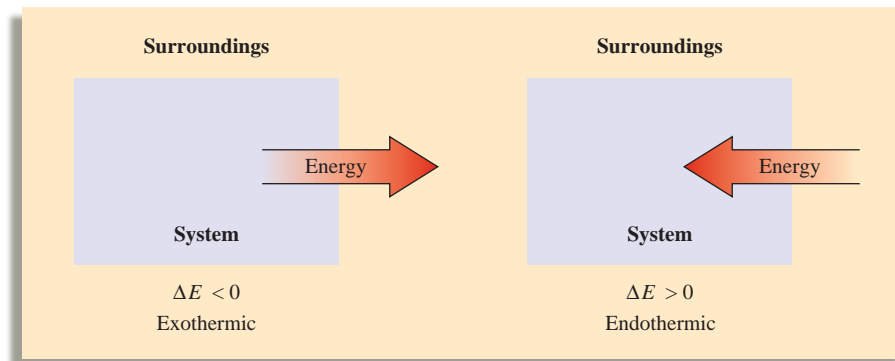
where  $\Delta E$  represents the change in the system’s internal energy,  $q$  represents heat, and  $w$  represents work.

Thermodynamic quantities always consist of two parts: a *number*, giving the magnitude of the change, and a *sign*, indicating the direction of the flow. *The sign reflects the system’s point of view.* For example, if a quantity of energy flows *into* the system via heat (an endothermic process),  $q$  is equal to  $+x$ , where the *positive* sign indicates that the *system’s energy is increasing*. On the other hand, when energy flows *out of* the system via heat (an exothermic process),  $q$  is equal to  $-x$ , where the *negative* sign indicates that the *system’s energy is decreasing*.



**Figure 6.3**

The energy diagram for the reaction of nitrogen and oxygen to form nitric oxide. This is an endothermic process: Heat [equal in magnitude to  $\Delta(\text{PE})$ ] flows into the system from the surroundings.



In this text the same conventions also apply to the flow of work. If the system does work on the surroundings (energy flows out of the system),  $w$  is negative. If the surroundings do work on the system (energy flows into the system),  $w$  is positive. We define work from the system's point of view to be consistent for all thermodynamic quantities. That is, in this convention the signs of both  $q$  and  $w$  reflect what happens to the system; thus we use  $\Delta E = q + w$ .

In this text we *always* take the system's point of view. This convention is not followed in every area of science. For example, engineers are in the business of designing machines to do work, that is, to make the system (the machine) transfer energy to its surroundings through work. Consequently, engineers define work from the surroundings' point of view. In their convention, work that flows out of the system is treated as positive because the energy of the surroundings has increased. The first law of thermodynamics is then written  $\Delta E = q - w'$ , where  $w'$  signifies work from the surroundings' point of view.

The convention in this text is to take the system's point of view;  $q = -x$  denotes an exothermic process, and  $q = +x$  denotes an endothermic one.

### EXAMPLE 6.1

### Internal Energy

The joule (J) is the fundamental SI unit for energy:

$$\text{J} = \frac{\text{kg} \cdot \text{m}^2}{\text{s}^2}$$

One kilojoule (kJ) =  $10^3$  J.

Calculate  $\Delta E$  for a system undergoing an endothermic process in which 15.6 kJ of heat flows and where 1.4 kJ of work is done on the system.

#### Solution

We use the equation

$$\Delta E = q + w$$

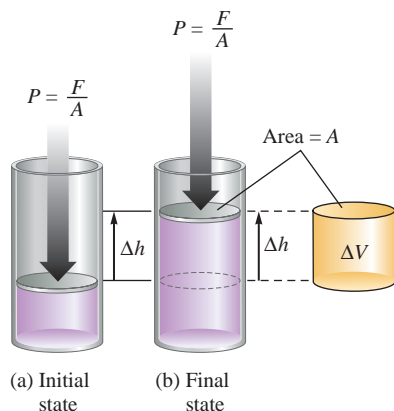
where  $q = +15.6$  kJ, since the process is endothermic, and  $w = +1.4$  kJ, since work is done on the system. Thus

$$\Delta E = 15.6 \text{ kJ} + 1.4 \text{ kJ} = 17.0 \text{ kJ}$$

The system has gained 17.0 kJ of energy.

### SEE EXERCISES 6.27 THROUGH 6.30

A common type of work associated with chemical processes is work done by a gas (through *expansion*) or work done to a gas (through *compression*). For example, in an automobile engine, the heat from the combustion of the gasoline expands the gases in the cylinder to push back the piston, and this motion is then translated into the motion of the car.

**Figure 6.4**

(a) The piston, moving a distance  $\Delta h$  against a pressure  $P$ , does work on the surroundings. (b) Since the volume of a cylinder is the area of the base times its height, the change in volume of the gas is given by  $\Delta h \times A = \Delta V$ .

$w$  and  $P\Delta V$  have opposite signs because when the gas expands ( $\Delta V$  is positive), work flows into the surroundings ( $w$  is negative).

Suppose we have a gas confined to a cylindrical container with a movable piston as shown in Fig. 6.4, where  $F$  is the force acting on a piston of area  $A$ . Since pressure is defined as force per unit area, the pressure of the gas is

$$P = \frac{F}{A}$$

Work is defined as force applied over a distance, so if the piston moves a distance  $\Delta h$ , as shown in Fig. 6.4, then the work done is

$$\text{Work} = \text{force} \times \text{distance} = F \times \Delta h$$

Since  $P = F/A$  or  $F = P \times A$ , then

$$\text{Work} = F \times \Delta h = P \times A \times \Delta h$$

Since the volume of a cylinder equals the area of the piston times the height of the cylinder (see Fig. 6.4), the change in volume  $\Delta V$  resulting from the piston moving a distance  $\Delta h$  is

$$\Delta V = \text{final volume} - \text{initial volume} = A \times \Delta h$$

Substituting  $\Delta V = A \times \Delta h$  into the expression for work gives

$$\text{Work} = P \times A \times \Delta h = P\Delta V$$

This gives us the *magnitude* (size) of the work required to expand a gas  $\Delta V$  against a pressure  $P$ .

What about the sign of the work? The gas (the system) is expanding, moving the piston against the pressure. Thus the system is doing work on the surroundings, so from the system's point of view the sign of the work should be negative.

For an *expanding* gas,  $\Delta V$  is a positive quantity because the volume is increasing. Thus  $\Delta V$  and  $w$  must have opposite signs, which leads to the equation

$$w = -P\Delta V$$

Note that for a gas expanding against an external pressure  $P$ ,  $w$  is a negative quantity as required, since work flows out of the system. When a gas is *compressed*,  $\Delta V$  is a negative quantity (the volume decreases), which makes  $w$  a positive quantity (work flows into the system).

### EXAMPLE 6.2 PV Work

Calculate the work associated with the expansion of a gas from 46 L to 64 L at a constant external pressure of 15 atm.

#### Solution

For a gas at constant pressure,

$$w = -P\Delta V$$

In this case  $P = 15$  atm and  $\Delta V = 64 - 46 = 18$  L. Hence

$$w = -15 \text{ atm} \times 18 \text{ L} = -270 \text{ L} \cdot \text{atm}$$

Note that since the gas expands, it does work on its surroundings.

**Reality Check:** Energy flows out of the gas, so  $w$  is a negative quantity.

For an ideal gas, work can occur only when its volume changes. Thus, if a gas is heated at constant volume, the pressure increases but no work occurs.

SEE EXERCISES 6.33 THROUGH 6.35

In dealing with “ $PV$  work,” keep in mind that the  $P$  in  $P\Delta V$  always refers to the external pressure—the pressure that causes a compression or that resists an expansion.

## EXAMPLE 6.3

## Internal Energy, Heat, and Work



A propane burner is used to heat the air in a hot-air balloon.

A balloon is being inflated to its full extent by heating the air inside it. In the final stages of this process, the volume of the balloon changes from  $4.00 \times 10^6$  L to  $4.50 \times 10^6$  L by the addition of  $1.3 \times 10^8$  J of energy as heat. Assuming that the balloon expands against a constant pressure of 1.0 atm, calculate  $\Delta E$  for the process. (To convert between L · atm and J, use  $1 \text{ L} \cdot \text{atm} = 101.3 \text{ J}$ .)

## Solution

## Where are we going?

- To calculate  $\Delta E$

What do we know?

- ✓  $V_1 = 4.00 \times 10^6$  L
- ✓  $q = +1.3 \times 10^8$  J
- ✓  $P = 1.0$  atm
- ✓  $1 \text{ L} \cdot \text{atm} = 101.3$  J
- ✓  $V_2 = 4.50 \times 10^6$  L

What do we need?

- ✓  $\Delta E = q + w$

## How do we get there?

What is the work done on the gas?

$$w = -P\Delta V$$

What is  $\Delta V$ ?

$$\Delta V = V_2 - V_1 = 4.50 \times 10^6 \text{ L} - 4.00 \times 10^6 \text{ L} = 5.0 \times 10^5 \text{ L}$$

What is the work?

$$w = -P\Delta V = -1.0 \text{ atm} \times 5.0 \times 10^5 \text{ L} = -5.0 \times 10^5 \text{ L} \cdot \text{atm}$$

The negative sign makes sense because the gas is expanding and doing work on the surroundings. To calculate  $\Delta E$ , we must sum  $q$  and  $w$ . However, since  $q$  is given in units of J and  $w$  is given in units of L · atm, we must change the work to units of joules:

$$w = -5.0 \times 10^5 \text{ L} \cdot \text{atm} \times \frac{101.3 \text{ J}}{\text{L} \cdot \text{atm}} = -5.1 \times 10^7 \text{ J}$$

Then

$$\blacksquare \Delta E = q + w = (+1.3 \times 10^8 \text{ J}) + (-5.1 \times 10^7 \text{ J}) = 8 \times 10^7 \text{ J}$$

**Reality Check:** Since more energy is added through heating than the gas expends doing work, there is a net increase in the internal energy of the gas in the balloon. Hence  $\Delta E$  is positive.

SEE EXERCISES 6.36 THROUGH 6.38

## 6.2 ▶ Enthalpy and Calorimetry

### Enthalpy

So far we have discussed the internal energy of a system. A less familiar property of a system is its **enthalpy**  $H$ , which is defined as

$$H = E + PV$$

where  $E$  is the internal energy of the system,  $P$  is the pressure of the system, and  $V$  is the volume of the system.

Since internal energy, pressure, and volume are all state functions, *enthalpy is also a state function*. But what exactly is enthalpy? To help answer this question, consider a process carried out at constant pressure and where the only work allowed is pressure–volume work ( $w = -P\Delta V$ ). Under these conditions, the expression

$$\Delta E = q_p + w$$

becomes

$$\Delta E = q_p - P\Delta V$$

or

$$q_p = \Delta E + P\Delta V$$

where  $q_p$  is the heat at constant pressure.

We will now relate  $q_p$  to a change in enthalpy. The definition of enthalpy is  $H = E + PV$ . Therefore, we can say

$$\text{Change in } H = (\text{change in } E) + (\text{change in } PV)$$

or

$$\Delta H = \Delta E + \Delta(PV)$$

Since  $P$  is constant, the change in  $PV$  is due only to a change in volume. Thus

$$\Delta(PV) = P\Delta V$$

and

$$\Delta H = \Delta E + P\Delta V$$

This expression is identical to the one we obtained for  $q_p$ :

$$q_p = \Delta E + P\Delta V$$

Thus, for a process carried out at constant pressure and where the only work allowed is that from a volume change, we have

$$\Delta H = q_p$$

$\Delta H = q$  only at constant pressure.

*At constant pressure (where only PV work is allowed), the change in enthalpy  $\Delta H$  of the system is equal to the energy flow as heat.* This means that for a reaction studied at constant pressure, the flow of heat is a measure of the change in enthalpy for the system. For this reason, the terms *heat of reaction* and *change in enthalpy* are used interchangeably for reactions studied at constant pressure.

For a chemical reaction, the enthalpy change is given by the equation

$$\Delta H = H_{\text{products}} - H_{\text{reactants}}$$

In a case in which the products of a reaction have a greater enthalpy than the reactants,  $\Delta H$  will be positive. Thus heat will be absorbed by the system, and the reaction is

Enthalpy is a state function. A change in enthalpy does not depend on the pathway between two states.

Recall from the previous section that  $w$  and  $P\Delta V$  have opposite signs:

$$w = -P\Delta V$$

The change in enthalpy of a system has no easily interpreted meaning except at constant pressure, where  $\Delta H = \text{heat}$ .

At constant pressure, exothermic means  $\Delta H$  is negative; endothermic means  $\Delta H$  is positive.



endothermic. On the other hand, if the enthalpy of the products is less than that of the reactants,  $\Delta H$  will be negative. In this case the overall decrease in enthalpy is achieved by the generation of heat, and the reaction is exothermic.

### EXAMPLE 6.4 Enthalpy

When 1 mole of methane ( $\text{CH}_4$ ) is burned at constant pressure, 890 kJ of energy is released as heat. Calculate  $\Delta H$  for a process in which a 5.8-g sample of methane is burned at constant pressure.

#### Solution

#### Where are we going?

- To calculate  $\Delta H$

What do we know?

- ✓  $q_p = \Delta H = -890 \text{ kJ/mol CH}_4$
- ✓ Mass = 5.8 g  $\text{CH}_4$
- ✓ Molar mass  $\text{CH}_4 = 16.04 \text{ g}$

#### How do we get there?

What are the moles of  $\text{CH}_4$  burned?

$$5.8 \text{ g } \text{CH}_4 \times \frac{1 \text{ mol CH}_4}{16.04 \text{ g } \text{CH}_4} = 0.36 \text{ mol CH}_4$$

What is  $\Delta H$ ?

$$\Delta H = 0.36 \text{ mol } \text{CH}_4 \times \frac{-890 \text{ kJ}}{\text{mol } \text{CH}_4} = -320 \text{ kJ}$$

Thus, when a 5.8-g sample of  $\text{CH}_4$  is burned at constant pressure,

- $\Delta H = \text{heat flow} = -320 \text{ kJ}$

**Reality Check:** In this case, a 5.8-g sample of  $\text{CH}_4$  is burned. Since this amount is smaller than 1 mol, less than 890 kJ will be released as heat.

SEE EXERCISES 6.43 THROUGH 6.46

## Calorimetry

The device used experimentally to determine the heat associated with a chemical reaction is called a **calorimeter**. **Calorimetry**, the science of measuring heat, is based on observing the temperature change when a body absorbs or discharges energy as heat. Substances respond differently to being heated. One substance might require a great deal of heat energy to raise its temperature by one degree, whereas another will exhibit the same temperature change after absorbing relatively little heat. The **heat capacity**  $C$  of a substance, which is a measure of this property, is defined as

$$C = \frac{\text{heat absorbed}}{\text{increase in temperature}}$$

When an element or a compound is heated, the energy required will depend on the amount of the substance present (for example, it takes twice as much energy to raise the

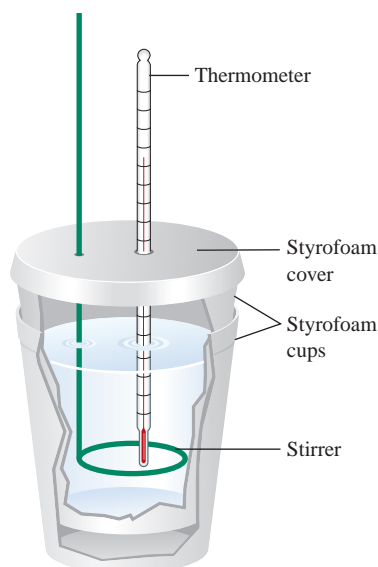
**Table 6.1** ▶ The Specific Heat Capacities of Some Common Substances

Substance	Specific Heat Capacity (J/°C · g)
H <sub>2</sub> O(l)	4.18
H <sub>2</sub> O(s)	2.03
Al(s)	0.89
Fe(s)	0.45
Hg(l)	0.14
C(s)	0.71

**Specific heat capacity:** the energy required to raise the temperature of one gram of a substance by one degree Celsius.

**Molar heat capacity:** the energy required to raise the temperature of one mole of a substance by one degree Celsius.

If two reactants at the same temperature are mixed and the resulting solution gets warmer, this means the reaction taking place is exothermic. An endothermic reaction cools the solution.



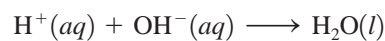
**Figure 6.5**  
A coffee-cup calorimeter made of two Styrofoam cups.

temperature of two grams of water by one degree than it takes to raise the temperature of one gram of water by one degree). Thus, in defining the heat capacity of a substance, the amount of substance must be specified. If the heat capacity is given *per gram* of substance, it is called the **specific heat capacity**, and its units are J/°C · g or J/K · g. If the heat capacity is given *per mole* of the substance, it is called the **molar heat capacity**, and it has the units J/°C · mol or J/K · mol. The specific heat capacities of some common substances are given in Table 6.1. Note from this table that the heat capacities of metals are very different from that of water. It takes much less energy to change the temperature of a gram of a metal by 1°C than for a gram of water.

Although the calorimeters used for highly accurate work are precision instruments, a very simple calorimeter can be used to examine the fundamentals of calorimetry. All we need are two nested Styrofoam cups with a cover through which a stirrer and thermometer can be inserted, as shown in Fig. 6.5. This device is called a “coffee-cup calorimeter.” The outer cup is used to provide extra insulation. The inner cup holds the solution in which the reaction occurs.

The measurement of heat using a simple calorimeter such as that shown in Fig. 6.5 is an example of **constant-pressure calorimetry**, since the pressure (atmospheric pressure) remains constant during the process. Constant-pressure calorimetry is used in determining the changes in enthalpy (heats of reactions) for reactions occurring in solution. Recall that under these conditions, the change in enthalpy equals the heat; that is,  $\Delta H = q_p$ .

For example, suppose we mix 50.0 mL of 1.0 M HCl at 25.0°C with 50.0 mL of 1.0 M NaOH also at 25°C in a calorimeter. After the reactants are mixed by stirring, the temperature is observed to increase to 31.9°C. As we saw in Section 4.8, the net ionic equation for this reaction is



When these reactants (each originally at the same temperature) are mixed, the temperature of the mixed solution is observed to increase. Therefore, the chemical reaction must be releasing energy as heat. This released energy increases the random motions of the solution components, which in turn increases the temperature. The quantity of energy released can be determined from the temperature increase, the mass of solution, and the specific heat capacity of the solution. For an approximate result, we will assume that the calorimeter does not absorb or leak any heat and that the solution can be treated as if it were pure water with a density of 1.0 g/mL.

We also need to know the heat required to raise the temperature of a given amount of water by 1°C. Table 6.1 lists the specific heat capacity of water as 4.18 J/°C · g. This means that 4.18 J of energy is required to raise the temperature of 1 g of water by 1°C.

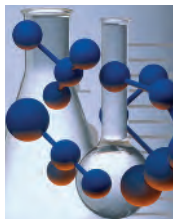
From these assumptions and definitions, we can calculate the heat (change in enthalpy) for the neutralization reaction:

Energy (as heat) released by the reaction

$$\begin{aligned} &= \text{energy (as heat) absorbed by the solution} \\ &= \text{specific heat capacity} \times \text{mass of solution} \times \text{increase in temperature} \\ &= s \times m \times \Delta T \end{aligned}$$

In this case the increase in temperature ( $\Delta T$ ) = 31.9°C – 25.0°C = 6.9°C, and the mass of solution ( $m$ ) = 100.0 mL × 1.0 g/mL = 1.0 × 10<sup>2</sup> g. Thus

$$\begin{aligned} \text{Energy released (as heat)} &= s \times m \times \Delta T \\ &= \left(4.18 \frac{\text{J}}{^\circ\text{C} \cdot \text{g}}\right)(1.0 \times 10^2 \text{ g})(6.9^\circ\text{C}) \\ &= 2.9 \times 10^3 \text{ J} \end{aligned}$$



## chemical connections

### Nature Has Hot Plants

The voodoo lily is a beautiful, seductive—and foul-smelling—plant. The exotic-looking lily features an elaborate reproductive mechanism—a purple spike that can reach nearly 3 feet in length and is cloaked by a hoodlike leaf. But approach to the plant reveals bad news—it smells terrible!

Despite its antisocial odor, this putrid plant has fascinated biologists for many years because of its ability to generate heat. At the peak of its metabolic activity, the plant's blossom can be as much as 15°C above its ambient temperature. To generate this much heat, the metabolic rate of the plant must be close to that of a flying hummingbird!

What's the purpose of this intense heat production? For a plant faced with limited food supplies in the very competitive tropical climate where it grows, heat production seems like a great waste of energy. The answer to this mystery is that the voodoo lily is pollinated mainly by carrion-loving in-

sects. Thus the lily prepares a malodorous mixture of chemicals characteristic of rotting meat, which it then “cooks” off into the surrounding air to attract flesh-feeding beetles and flies. Then, once the insects enter the pollination chamber, the high temperatures there (as high as 110°F) cause the insects to remain very active to better carry out their pollination duties.

The voodoo lily is only one of many such thermogenic (heat-producing) plants. Another interesting example is the eastern skunk cabbage, which produces enough heat to bloom inside of a snow bank by creating its own ice caves. These plants are of special interest to biologists because they provide opportunities to study metabolic reactions that are quite subtle in “normal” plants. For example, recent studies have shown that salicylic acid, the active form of aspirin, is probably very important in producing the metabolic bursts in thermogenic plants.

How much energy would have been released if twice these amounts of solutions had been mixed? The answer is that twice as much heat would have been produced. The heat of a reaction is an *extensive property*; it depends directly on the amount of substance, in this case on the amounts of reactants. In contrast, an *intensive property* is not related to the amount of a substance. For example, temperature is an intensive property.

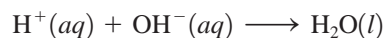
Enthalpies of reaction are often expressed in terms of moles of reacting substances. The number of moles of H<sup>+</sup> ions consumed in the preceding experiment is

$$50.0 \text{ mL} \times \frac{1 \cancel{\text{L}}}{1000 \cancel{\text{mL}}} \times \frac{1.0 \text{ mol H}^+}{\cancel{\text{L}}} = 5.0 \times 10^{-2} \text{ mol H}^+$$

Thus  $2.9 \times 10^3 \text{ J}$  heat was released when  $5.0 \times 10^{-2} \text{ mol H}^+$  ions reacted, or

$$\frac{2.9 \times 10^3 \text{ J}}{5.0 \times 10^{-2} \text{ mol H}^+} = 5.8 \times 10^4 \text{ J/mol}$$

of heat released per 1.0 mol H<sup>+</sup> ions neutralized. Thus the *magnitude* of the enthalpy change per mole for the reaction



is 58 kJ/mol. Since heat is *evolved*,  $\Delta H = -58 \text{ kJ/mol}$ .

To summarize, we have found that when an object changes temperature, the heat can be calculated from the equation

$$q = s \times m \times \Delta T$$

where  $s$  is the specific heat capacity,  $m$  is the mass, and  $\Delta T$  is the change in temperature. Note that when  $\Delta T$  is positive,  $q$  also has a positive sign. The object has absorbed heat, so its temperature increases.

Notice that in this example we mentally keep track of the direction of the energy flow and assign the correct sign at the end of the calculation.

Besides studying the dramatic heat effects in thermogenic plants, biologists are also interested in calorimetric studies of regular plants. For example, very precise calorimeters have been designed that can be used to study the heat produced, and thus the metabolic activities, of clumps of cells no larger than a bread crumb. Several scientists have suggested that a single calorimetric measurement taking just a few minutes on a tiny plant might be useful in predicting the growth rate of the mature plant throughout its lifetime. If true, this would provide a very efficient method for selecting the plants most likely to thrive as adults.

Because the study of the heat production by plants is an excellent way to learn about plant metabolism, this continues to be a “hot” area of research.



The voodoo lily attracts pollinating insects with its foul odor.

**EXAMPLE 6.5****Constant-Pressure Calorimetry**

When 1.00 L of 1.00 M  $\text{Ba}(\text{NO}_3)_2$  solution at 25.0°C is mixed with 1.00 L of 1.00 M  $\text{Na}_2\text{SO}_4$  solution at 25.0°C in a calorimeter, the white solid  $\text{BaSO}_4$  forms, and the temperature of the mixture increases to 28.1°C. Assuming that the calorimeter absorbs only a negligible quantity of heat, that the specific heat capacity of the solution is 4.18 J/°C · g, and that the density of the final solution is 1.0 g/mL, calculate the enthalpy change per mole of  $\text{BaSO}_4$  formed.

**Solution****Where are we going?**

- To calculate  $\Delta H$  per mole of  $\text{BaSO}_4$  formed

*What do we know?*

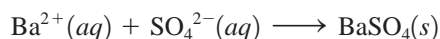
- ✓ 1.00 L of 1.00 M  $\text{Ba}(\text{NO}_3)_2$
- ✓ 1.00 L of 1.00 M  $\text{Na}_2\text{SO}_4$
- ✓  $T_{\text{initial}} = 25.0^\circ\text{C}$
- ✓  $T_{\text{final}} = 28.1^\circ\text{C}$
- ✓ Heat capacity of solution = 4.18 J/°C · g
- ✓ Density of final solution = 1.0 g/mL

*What do we need?*

- ✓ Net ionic equation for the reaction

The ions present before any reaction occurs are  $\text{Ba}^{2+}$ ,  $\text{NO}_3^-$ ,  $\text{Na}^+$ , and  $\text{SO}_4^{2-}$ . The  $\text{Na}^+$  and  $\text{NO}_3^-$  ions are spectator ions, since  $\text{NaNO}_3$  is very soluble in water and

will not precipitate under these conditions. The net ionic equation for the reaction is therefore



### How do we get there?

What is  $\Delta H$ ?

Since the temperature increases, formation of solid  $\text{BaSO}_4$  must be exothermic;  $\Delta H$  is negative.

Heat evolved by the reaction

= heat absorbed by the solution

= specific heat capacity  $\times$  mass of solution  $\times$  increase in temperature

What is the mass of the final solution?

$$\text{mass of solution} = 2.00 \text{ L} \times \frac{1000 \text{ mL}}{1 \text{ L}} \times \frac{1.0 \text{ g}}{\text{mL}} = 2.0 \times 10^3 \text{ g}$$

What is the temperature increase?

$$\Delta T = T_{\text{final}} - T_{\text{initial}} = 28.1^\circ\text{C} - 25.0^\circ\text{C} = 3.1^\circ\text{C}$$

How much heat is evolved by the reaction?

$$\text{Heat evolved} = (4.18 \text{ J}/^\circ\text{C} \cdot \text{g})(2.0 \times 10^3 \text{ g})(3.1^\circ\text{C}) = 2.6 \times 10^4 \text{ J}$$

Thus

$$q = q_p = \Delta H = -2.6 \times 10^4 \text{ J}$$

What is  $\Delta H$  per mole of  $\text{BaSO}_4$  formed?

Since 1.0 L of 1.0 M  $\text{Ba}(\text{NO}_3)_2$  contains 1 mol  $\text{Ba}^{2+}$  ions and 1.0 L of 1.0 M  $\text{Na}_2\text{SO}_4$  contains 1.0 mol  $\text{SO}_4^{2-}$  ions, 1.0 mol solid  $\text{BaSO}_4$  is formed in this experiment. Thus the enthalpy change per mole of  $\text{BaSO}_4$  formed is

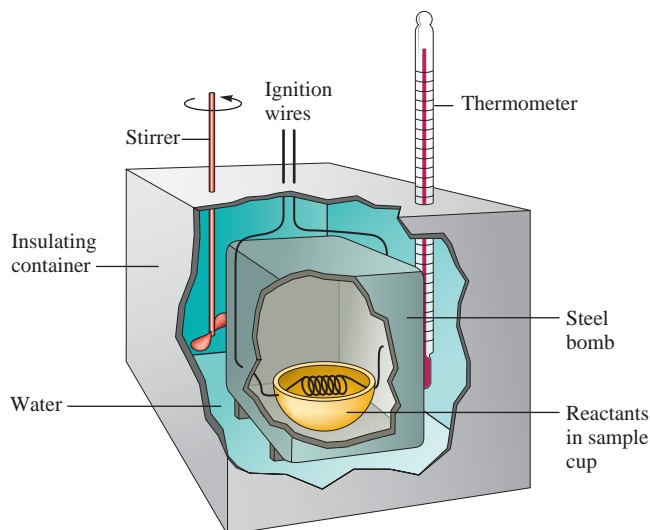
$$\blacksquare \Delta H = -2.6 \times 10^4 \text{ J/mol} = -26 \text{ kJ/mol}$$

### SEE EXERCISES 6.59 THROUGH 6.62

Calorimetry experiments also can be performed at **constant volume**. For example, when a photographic flashbulb flashes, the bulb becomes very hot, because the reaction of the zirconium or magnesium wire with the oxygen inside the bulb is exothermic. The reaction occurs inside the flashbulb, which is rigid and does not change volume. Under these conditions, no work is done (because the volume must change for pressure–volume work to be performed). To study the energy changes in reactions under conditions of constant volume, a “bomb calorimeter” (Fig. 6.6) is used. Weighed reactants are placed inside a rigid steel container (the “bomb”) and ignited. The energy change is determined by measuring the increase in the temperature of the water and other calorimeter parts. For a constant-volume process, the change in volume  $\Delta V$  is equal to zero, so work (which is  $-P\Delta V$ ) is also equal to zero. Therefore,

$$\Delta E = q + w = q = q_V \quad (\text{constant volume})$$

Suppose we wish to measure the energy of combustion of octane ( $\text{C}_8\text{H}_{18}$ ), a component of gasoline. A 0.5269-g sample of octane is placed in a bomb calorimeter known to have a heat capacity of 11.3 kJ/ $^\circ\text{C}$ . This means that 11.3 kJ of energy is required to raise the temperature of the water and other parts of the calorimeter by 1 $^\circ\text{C}$ . The octane is ignited in the presence of excess oxygen, and the temperature increase of the calorimeter is

**Figure 6.6**

A bomb calorimeter. The reaction is carried out inside a rigid steel “bomb” (photo of actual disassembled “bomb” shown on right), and the heat evolved is absorbed by the surrounding water and other calorimeter parts. The quantity of energy produced by the reaction can be calculated from the temperature increase.

2.25°C. The amount of energy released is calculated as follows:

Energy released by the reaction

$$\begin{aligned} &= \text{temperature increase} \times \text{energy required to change the temperature by } 1^\circ\text{C} \\ &= \Delta T \times \text{heat capacity of calorimeter} \\ &= 2.25^\circ\text{C} \times 11.3 \text{ kJ}/^\circ\text{C} = 25.4 \text{ kJ} \end{aligned}$$

This means that 25.4 kJ of energy was released by the combustion of 0.5269 g octane. The number of moles of octane is

$$0.5269 \text{ g octane} \times \frac{1 \text{ mol octane}}{114.2 \text{ g octane}} = 4.614 \times 10^{-3} \text{ mol octane}$$

Since 25.4 kJ of energy was released for  $4.614 \times 10^{-3}$  mol octane, the energy released per mole is

$$\frac{25.4 \text{ kJ}}{4.614 \times 10^{-3} \text{ mol}} = 5.50 \times 10^3 \text{ kJ/mol}$$

Since the reaction is exothermic,  $\Delta E$  is negative:

$$\Delta E_{\text{combustion}} = -5.50 \times 10^3 \text{ kJ/mol}$$

Note that since no work is done in this case,  $\Delta E$  is equal to the heat.

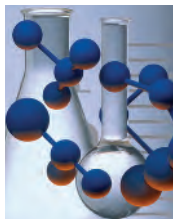
$$\Delta E = q + w = q \quad \text{since } w = 0$$

Thus  $q = -5.50 \times 10^3 \text{ kJ/mol}$ .

**EXAMPLE 6.6****Constant-Volume Calorimetry**

Hydrogen's potential as a fuel is discussed in Section 6.6.

It has been suggested that hydrogen gas obtained by the decomposition of water might be a substitute for natural gas (principally methane). To compare the energies of combustion of these fuels, the following experiment was carried out using a bomb calorimeter with a heat capacity of 11.3 kJ/°C. When a 1.50-g sample of methane gas was burned with excess



## chemical connections

### Firewalking: Magic or Science?

For millennia people have been amazed at the ability of Eastern mystics to walk across beds of glowing coals without any apparent discomfort. Even in the United States, thousands of people have performed feats of firewalking as part of motivational seminars. How is this possible? Do firewalkers have supernatural powers?

Actually, there are good scientific explanations, based on the concepts covered in this chapter, of why firewalking is possible. The first important factor concerns the heat capacity of feet. Because human tissue is mainly composed of water, it has a relatively large specific heat capacity. This means that a large amount of energy must be transferred from the coals to significantly change the temperature of the feet. During the brief contact between feet and coals, there is relatively little time for energy flow so the feet do not reach a high enough temperature to cause damage.

Second, although the surface of the coals has a very high temperature, the red hot layer is very thin. Therefore, the quantity of energy available to heat the feet is smaller than might be expected. This factor points to the difference between temperature and heat. Temperature reflects the *intensity* of the random kinetic energy in a given sample of matter. The amount of energy available for heat flow, on the other hand, depends on the quantity of matter at a given temperature—10 grams of matter at a given temperature



A group of firewalkers in Japan.

contains 10 times as much thermal energy as 1 gram of the same matter. This is why the tiny spark from a sparkler does not hurt when it hits your hand. The spark has a very high temperature but has so little mass that no significant energy transfer occurs to your hand. This same argument applies to the very thin hot layer on the coals.

Thus, although firewalking is an impressive feat, there are several sound scientific reasons why it is possible (with the proper training and a properly prepared bed of coals).

oxygen in the calorimeter, the temperature increased by  $7.3^{\circ}\text{C}$ . When a 1.15-g sample of hydrogen gas was burned with excess oxygen, the temperature increase was  $14.3^{\circ}\text{C}$ . Compare the energies of combustion (per gram) for hydrogen and methane.

#### Solution

##### Where are we going?

- To calculate  $\Delta H$  of combustion per gram for  $\text{H}_2$  and  $\text{CH}_4$

What do we know?

- ✓  $1.50\text{ g CH}_4 \Rightarrow \Delta T = 7.3^{\circ}\text{C}$
- ✓  $1.15\text{ g H}_2 \Rightarrow \Delta T = 14.3^{\circ}\text{C}$
- ✓ Heat capacity of calorimeter =  $11.3\text{ kJ}/^{\circ}\text{C}$

The direction of energy flow is indicated by words in this example. Using signs to designate the direction of energy flow:

$$\Delta E_{\text{combustion}} = -55 \text{ kJ/g}$$

for methane and

$$\Delta E_{\text{combustion}} = -141 \text{ kJ/g}$$

for hydrogen.

What do we need?

$$\checkmark \Delta E = \Delta T \times \text{heat capacity of calorimeter}$$

### How do we get there?

What is the energy released for each combustion?

For  $\text{CH}_4$ , we calculate the energy of combustion for methane using the heat capacity of the calorimeter ( $11.3 \text{ kJ/}^\circ\text{C}$ ) and the observed temperature increase of  $7.3^\circ\text{C}$ :

$$\begin{aligned} \text{Energy released in the combustion of 1.5 g CH}_4 &= (11.3 \text{ kJ/}^\circ\text{C})(7.3^\circ\text{C}) \\ &= 83 \text{ kJ} \end{aligned}$$

$$\text{Energy released in the combustion of 1 g CH}_4 = \frac{83 \text{ kJ}}{1.5 \text{ g}} = 55 \text{ kJ/g}$$

For  $\text{H}_2$ ,

$$\begin{aligned} \text{Energy released in the combustion of 1.15 g H}_2 &= (11.3 \text{ kJ/}^\circ\text{C})(14.3^\circ\text{C}) \\ &= 162 \text{ kJ} \end{aligned}$$

$$\text{Energy released in the combustion of 1 g H}_2 = \frac{162 \text{ kJ}}{1.15 \text{ g}} = 141 \text{ kJ/g}$$

How do the energies of combustion compare?

- The energy released in the combustion of 1 g hydrogen is approximately 2.5 times that for 1 g methane, indicating that hydrogen gas is a potentially useful fuel.

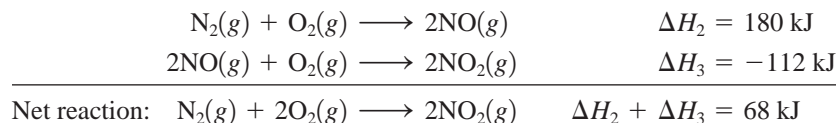
SEE EXERCISES 6.65 AND 6.66

## 6.3 ► Hess's Law

Since enthalpy is a state function, the change in enthalpy in going from some initial state to some final state is independent of the pathway. This means that *in going from a particular set of reactants to a particular set of products, the change in enthalpy is the same whether the reaction takes place in one step or in a series of steps*. This principle is known as **Hess's law** and can be illustrated by examining the oxidation of nitrogen to produce nitrogen dioxide. The overall reaction can be written in one step, where the enthalpy change is represented by  $\Delta H_1$ .



This reaction also can be carried out in two distinct steps, with enthalpy changes designated by  $\Delta H_2$  and  $\Delta H_3$ :



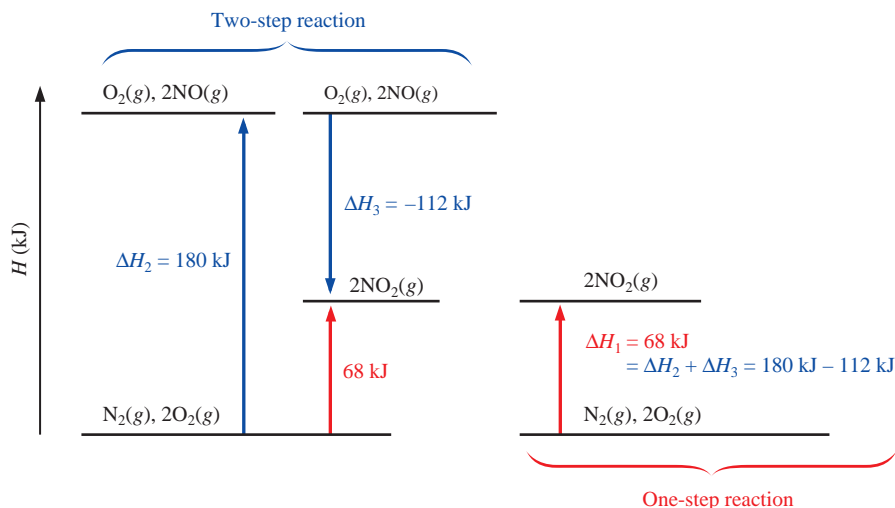
Note that the sum of the two steps gives the net, or overall, reaction and that

$$\Delta H_1 = \Delta H_2 + \Delta H_3 = 68 \text{ kJ}$$

The principle of Hess's law is shown schematically in Fig. 6.7.

$\Delta H$  is not dependent on the reaction pathway.



**Figure 6.7**

The principle of Hess's law. The same change in enthalpy occurs when nitrogen and oxygen react to form nitrogen dioxide, regardless of whether the reaction occurs in one (red) or two (blue) steps.


Reversing the direction of a reaction changes the sign of  $\Delta H$ .

## Characteristics of Enthalpy Changes

To use Hess's law to compute enthalpy changes for reactions, it is important to understand two characteristics of  $\Delta H$  for a reaction:

### Characteristics of $\Delta H$ for a Reaction

- If a reaction is reversed, the sign of  $\Delta H$  is also reversed.
- The magnitude of  $\Delta H$  is directly proportional to the quantities of reactants and products in a reaction. If the coefficients in a balanced reaction are multiplied by an integer, the value of  $\Delta H$  is multiplied by the same integer.



Crystals of xenon tetrafluoride, the first reported binary compound containing a noble gas element.

Both these rules follow in a straightforward way from the properties of enthalpy changes. The first rule can be explained by recalling that the *sign* of  $\Delta H$  indicates the *direction* of the heat flow at constant pressure. If the direction of the reaction is reversed, the direction of the heat flow also will be reversed. To see this, consider the preparation of xenon tetrafluoride, which was the first binary compound made from a noble gas:

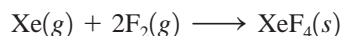


This reaction is exothermic, and 251 kJ of energy flows into the surroundings as heat. On the other hand, if the colorless  $\text{XeF}_4$  crystals are decomposed into the elements, according to the equation

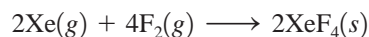


the opposite energy flow occurs because 251 kJ of energy must be added to the system to produce this endothermic reaction. Thus, for this reaction,  $\Delta H = +251 \text{ kJ}$ .

The second rule comes from the fact that  $\Delta H$  is an extensive property, depending on the amount of substances reacting. For example, since 251 kJ of energy is evolved for the reaction



then for a preparation involving twice the quantities of reactants and products, or



twice as much heat would be evolved:

$$\Delta H = 2(-251 \text{ kJ}) = -502 \text{ kJ}$$

Two forms of carbon are *graphite*, the soft, black, slippery material used in “lead” pencils and as a lubricant for locks, and *diamond*, the brilliant, hard gemstone. Using the enthalpies of combustion for graphite ( $-394$  kJ/mol) and diamond ( $-396$  kJ/mol), calculate  $\Delta H$  for the conversion of graphite to diamond:



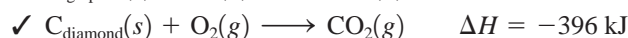
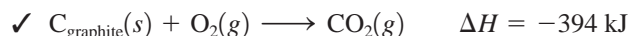
### Solution

#### Where are we going?

- To calculate  $\Delta H$  for the conversion of graphite to diamond

*What do we know?*

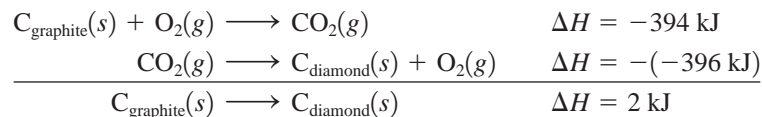
The combustion reactions are



#### How do we get there?

*How do we combine the combustion equations to obtain the equation for the conversion of graphite to diamond?*

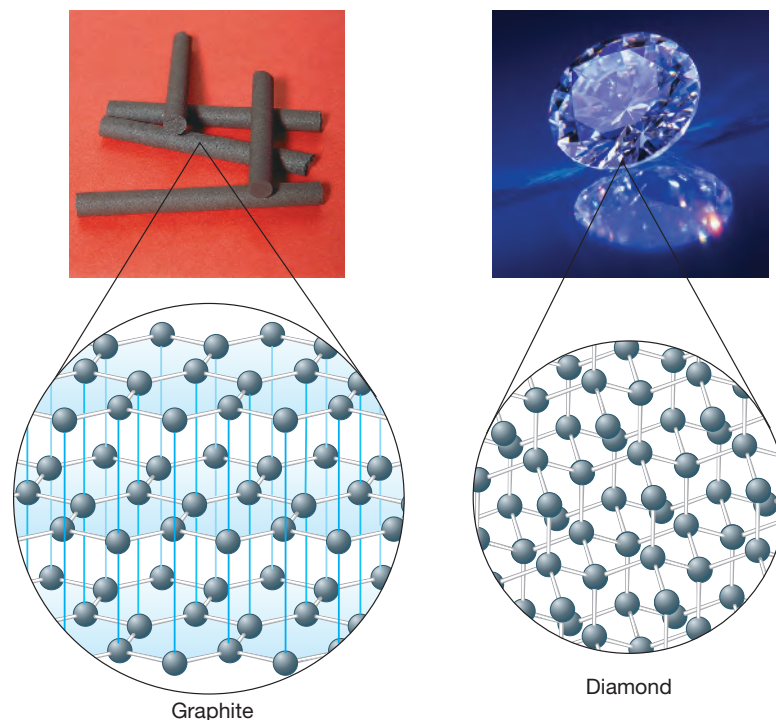
Note that if we reverse the second reaction (which means we must change the sign of  $\Delta H$ ) and sum the two reactions, we obtain the desired reaction:



- The  $\Delta H$  for the conversion of graphite to diamond is

$$\Delta H = 2 \text{ kJ/mol graphite}$$

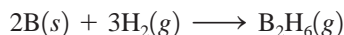
We obtain this value by summing the  $\Delta H$  values for the equations as shown above. This process is endothermic since the sign of  $\Delta H$  is positive.



SEE EXERCISES 6.67 AND 6.68

## EXAMPLE 6.8 Hess's Law II

Diborane ( $B_2H_6$ ) is a highly reactive boron hydride that was once considered as a possible rocket fuel for the U.S. space program. Calculate  $\Delta H$  for the synthesis of diborane from its elements, according to the equation

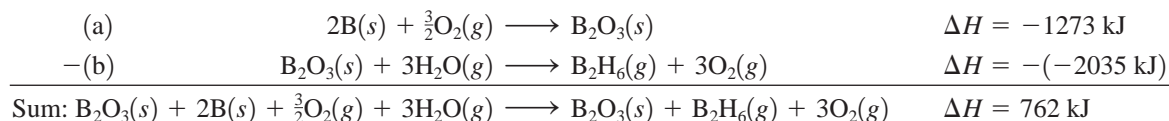


using the following data:

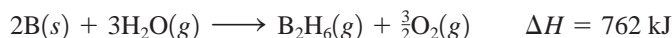
Reaction	$\Delta H$
(a) $2B(s) + \frac{3}{2}O_2(g) \longrightarrow B_2O_3(s)$	-1273 kJ
(b) $B_2H_6(g) + 3O_2(g) \longrightarrow B_2O_3(s) + 3H_2O(g)$	-2035 kJ
(c) $H_2(g) + \frac{1}{2}O_2(g) \longrightarrow H_2O(l)$	-286 kJ
(d) $H_2O(l) \longrightarrow H_2O(g)$	44 kJ

**Solution**

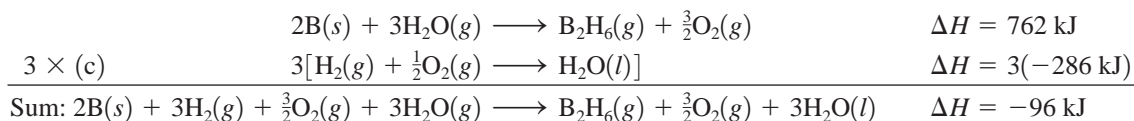
To obtain  $\Delta H$  for the required reaction, we must somehow combine equations (a), (b), (c), and (d) to produce that reaction and add the corresponding  $\Delta H$  values. This can best be done by focusing on the reactants and products of the required reaction. The reactants are  $B(s)$  and  $H_2(g)$ , and the product is  $B_2H_6(g)$ . How can we obtain the correct equation? Reaction (a) has  $B(s)$  as a reactant, as needed in the required equation. Thus reaction (a) will be used as it is. Reaction (b) has  $B_2H_6(g)$  as a reactant, but this substance is needed as a product. Thus reaction (b) must be reversed, and the sign of  $\Delta H$  must be changed accordingly. Up to this point we have



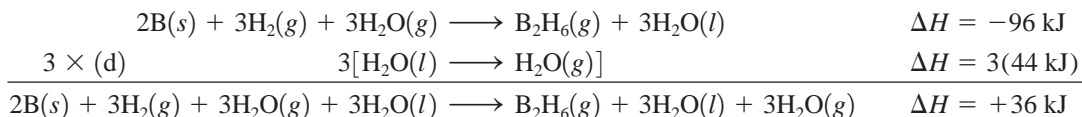
Deleting the species that occur on both sides gives



We are closer to the required reaction, but we still need to remove  $H_2O(g)$  and  $O_2(g)$  and introduce  $H_2(g)$  as a reactant. We can do this using reactions (c) and (d). If we multiply reaction (c) and its  $\Delta H$  value by 3 and add the result to the preceding equation, we have



We can cancel the  $\frac{3}{2}O_2(g)$  on both sides, but we cannot cancel the  $H_2O$  because it is gaseous on one side and liquid on the other. This can be solved by adding reaction (d), multiplied by 3:



This gives the reaction required by the problem:



Thus  $\Delta H$  for the synthesis of 1 mol diborane from the elements is +36 kJ.

SEE EXERCISES 6.69 THROUGH 6.74

## PROBLEM-SOLVING STRATEGY

**Hess's Law**

Calculations involving Hess's law typically require that several reactions be manipulated and combined to finally give the reaction of interest. In doing this procedure you should

- Work *backward* from the required reaction, using the reactants and products to decide how to manipulate the other given reactions at your disposal
- Reverse any reactions as needed to give the required reactants and products
- Multiply reactions to give the correct numbers of reactants and products

This process involves some trial and error, but it can be very systematic if you always allow the final reaction to guide you.

**6.4 ► Standard Enthalpies of Formation**

For a reaction studied under conditions of constant pressure, we can obtain the enthalpy change using a calorimeter. However, this process can be very difficult. In fact, in some cases it is impossible, since certain reactions do not lend themselves to such study. An example is the conversion of solid carbon from its graphite form to its diamond form:



The value of  $\Delta H$  for this process cannot be obtained by direct measurement in a calorimeter because the process is much too slow under normal conditions. However, as we saw in Example 6.7,  $\Delta H$  for this process can be calculated from heats of combustion. This is only one example of how useful it is to be able to *calculate*  $\Delta H$  values for chemical reactions. We will next show how to do this using standard enthalpies of formation.

The **standard enthalpy of formation** ( $\Delta H_f^\circ$ ) of a compound is defined as the *change in enthalpy that accompanies the formation of one mole of a compound from its elements with all substances in their standard states*.

A *degree symbol* on a thermodynamic function, for example,  $\Delta H^\circ$ , indicates that the corresponding process has been carried out under standard conditions. The **standard state** for a substance is a precisely defined reference state. Because thermodynamic functions often depend on the concentrations (or pressures) of the substances involved, we must use a common reference state to properly compare the thermodynamic properties of two substances. This is especially important because, for most thermodynamic properties, we can measure only *changes* in the property. For example, we have no method for determining absolute values of enthalpy. We can measure enthalpy changes ( $\Delta H$  values) only by performing heat-flow experiments.

**Conventional Definitions of Standard States****For a Compound**

- The standard state of a gaseous substance is a pressure of exactly 1 atmosphere.
- For a pure substance in a condensed state (liquid or solid), the standard state is the pure liquid or solid.
- For a substance present in a solution, the standard state is a concentration of exactly 1 *M*.

**For an Element**

- The standard state of an element is the form in which the element exists under conditions of 1 atmosphere and 25°C. (The standard state for oxygen is  $\text{O}_2(g)$  at a pressure of 1 atmosphere; the standard state for sodium is  $\text{Na}(s)$ ; the standard state for mercury is  $\text{Hg}(l)$ ; and so on.)

The International Union of Pure and Applied Chemists (IUPAC) has adopted 1 bar (100,000 Pa) as the standard pressure instead of 1 atm (101,305 Pa). Both standards are now in wide use.

Standard state is *not* the same as the standard temperature and pressure (STP) for a gas (discussed in Section 5.4).

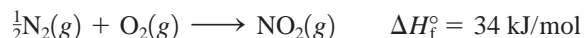


Brown nitrogen dioxide gas.

**Table 6.2** ▶ Standard Enthalpies of Formation for Several Compounds at 25°C

Compound	$\Delta H_f^\circ$ (kJ/mol)
$\text{NH}_3(g)$	-46
$\text{NO}_2(g)$	34
$\text{H}_2\text{O}(l)$	-286
$\text{Al}_2\text{O}_3(s)$	-1676
$\text{Fe}_2\text{O}_3(s)$	-826
$\text{CO}_2(g)$	-394
$\text{CH}_3\text{OH}(l)$	-239
$\text{C}_8\text{H}_{18}(l)$	-269

Several important characteristics of the definition of the enthalpy of formation will become clearer if we again consider the formation of nitrogen dioxide from the elements in their standard states:



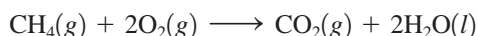
Note that the reaction is written so that both elements are in their standard states, and 1 mole of product is formed. Enthalpies of formation are *always* given per mole of product with the product in its standard state.

The formation reaction for methanol is written as



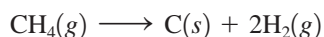
The standard state of carbon is graphite, the standard states for oxygen and hydrogen are the diatomic gases, and the standard state for methanol is the liquid.

The  $\Delta H_f^\circ$  values for some common substances are shown in Table 6.2. More values are found in Appendix 4. The importance of the tabulated  $\Delta H_f^\circ$  values is that enthalpies for many reactions can be calculated using these numbers. To see how this is done, we will calculate the standard enthalpy change for the combustion of methane:

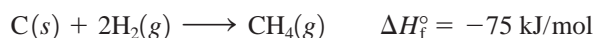


Enthalpy is a state function, so we can invoke Hess's law and choose *any* convenient pathway from reactants to products and then sum the enthalpy changes along the chosen pathway. A convenient pathway, shown in Fig. 6.8, involves taking the reactants apart to the respective elements in their standard states in reactions (a) and (b) and then forming the products from these elements in reactions (c) and (d). This general pathway will work for any reaction, since atoms are conserved in a chemical reaction.

Note from Fig. 6.8 that reaction (a), where methane is taken apart into its elements,

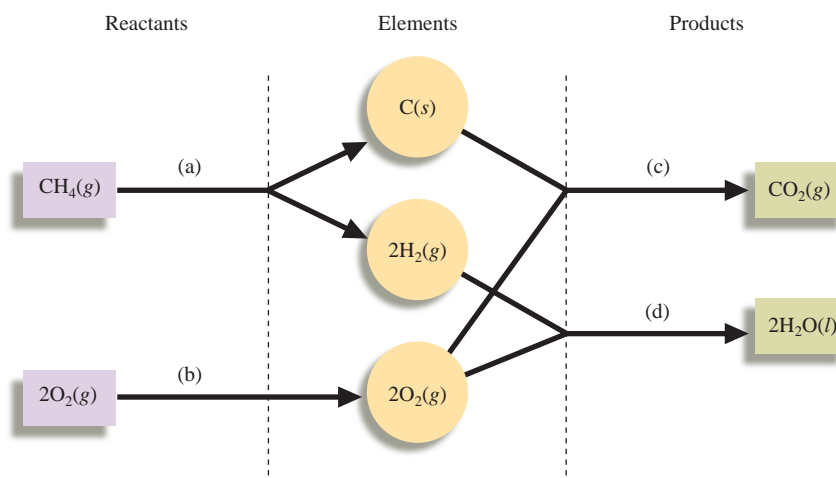


is just the reverse of the formation reaction for methane:



Since reversing a reaction means changing the sign of  $\Delta H$  but keeping the magnitude the same,  $\Delta H$  for reaction (a) is  $-\Delta H_f^\circ$ , or 75 kJ. Thus  $\Delta H_{(a)}^\circ = 75 \text{ kJ}$ .

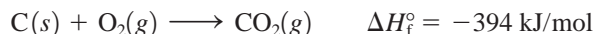
Next we consider reaction (b). Here oxygen is already an element in its standard state, so no change is needed. Thus  $\Delta H_{(b)}^\circ = 0$ .



**Figure 6.8**

In this pathway for the combustion of methane, the reactants are first taken apart in reactions (a) and (b) to form the constituent elements in their standard states, which are then used to assemble the products in reactions (c) and (d).

The next steps, reactions (c) and (d), use the elements formed in reactions (a) and (b) to form the products. Note that reaction (c) is simply the formation reaction for carbon dioxide:



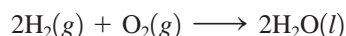
and

$$\Delta H_{(c)}^\circ = \Delta H_f^\circ \text{ for } \text{CO}_2(g) = -394 \text{ kJ}$$

Reaction (d) is the formation reaction for water:



However, since 2 moles of water are required in the balanced equation, we must form 2 moles of water from the elements:



Thus

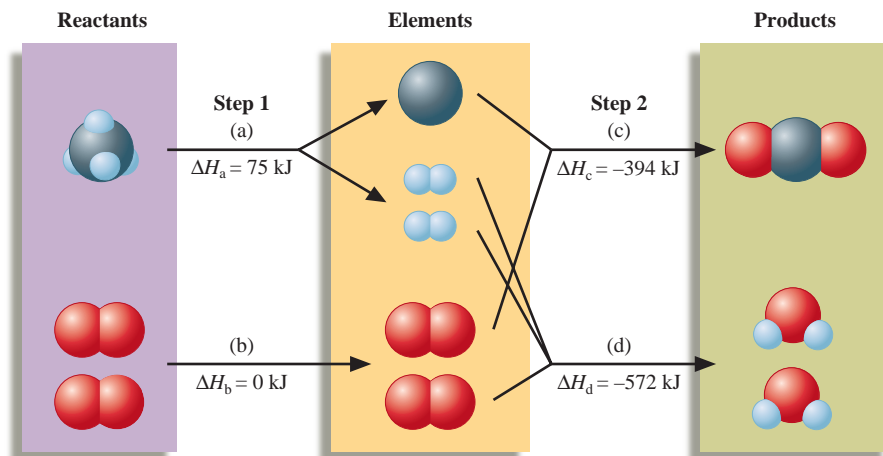
$$\Delta H_{(d)}^\circ = 2 \times \Delta H_f^\circ \text{ for } \text{H}_2\text{O}(l) = 2(-286 \text{ kJ}) = -572 \text{ kJ}$$

We have now completed the pathway from the reactants to the products. The change in enthalpy for the reaction is the sum of the  $\Delta H$  values (including their signs) for the steps:

$$\begin{aligned} \Delta H_{\text{reaction}}^\circ &= \Delta H_{(a)}^\circ + \Delta H_{(b)}^\circ + \Delta H_{(c)}^\circ + \Delta H_{(d)}^\circ \\ &= [-\Delta H_f^\circ \text{ for } \text{CH}_4(g)] + 0 + [\Delta H_f^\circ \text{ for } \text{CO}_2(g)] + [2 \times \Delta H_f^\circ \text{ for } \text{H}_2\text{O}(l)] \\ &= -(-75 \text{ kJ}) + 0 + (-394 \text{ kJ}) + (-572 \text{ kJ}) \\ &= -891 \text{ kJ} \end{aligned}$$

This process is diagrammed in Fig. 6.9. Notice that the reactants are taken apart and converted to elements [not necessary for  $\text{O}_2(g)$ ] that are then used to form products. You can see that this is a very exothermic reaction because very little energy is required to convert the reactants to the respective elements but a great deal of energy is released when these elements form the products. This is why this reaction is so useful for producing heat to warm homes and offices.

Let's examine carefully the pathway we used in this example. First, the reactants were broken down into the elements in their standard states. This process involved reversing the formation reactions and thus switching the signs of the enthalpies of formation. The



**Figure 6.9**

A schematic diagram of the energy changes for the reaction  $\text{CH}_4(g) + 2\text{O}_2(g) \rightarrow \text{CO}_2(g) + 2\text{H}_2\text{O}(l)$ .

Subtraction means to reverse the sign and add.

Elements in their standard states are not included in enthalpy calculations using  $\Delta H_f^\circ$  values.

products were then constructed from these elements. This involved formation reactions and thus enthalpies of formation. We can summarize this entire process as follows: The enthalpy change for a given reaction can be calculated by subtracting the enthalpies of formation of the reactants from the enthalpies of formation of the products. Remember to multiply the enthalpies of formation by integers as required by the balanced equation. This statement can be represented symbolically as follows:

$$\Delta H_{\text{reaction}}^\circ = \sum n_p \Delta H_f^\circ(\text{products}) - \sum n_r \Delta H_f^\circ(\text{reactants}) \quad (6.1)$$

where the symbol  $\Sigma$  (sigma) means “to take the sum of the terms,” and  $n_p$  and  $n_r$  represent the moles of each product or reactant, respectively.

*Elements are not included in the calculation because elements require no change in form.* We have in effect *defined* the enthalpy of formation of an element in its standard state as zero, since we have chosen this as our reference point for calculating enthalpy changes in reactions.

### PROBLEM-SOLVING STRATEGY

#### Enthalpy Calculations

- When a reaction is reversed, the magnitude of  $\Delta H$  remains the same, but its sign changes.
- When the balanced equation for a reaction is multiplied by an integer, the value of  $\Delta H$  for that reaction must be multiplied by the same integer.
- The change in enthalpy for a given reaction can be calculated from the enthalpies of formation of the reactants and products:

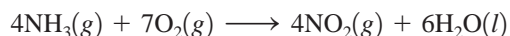
$$\Delta H_{\text{reaction}}^\circ = \sum n_p \Delta H_f^\circ(\text{products}) - \sum n_r \Delta H_f^\circ(\text{reactants})$$

- Elements in their standard states are not included in the  $\Delta H_{\text{reaction}}$  calculations. That is,  $\Delta H_f^\circ$  for an element in its standard state is zero.

#### EXAMPLE 6.9

#### Enthalpies from Standard Enthalpies of Formation I

Using the standard enthalpies of formation listed in Table 6.2, calculate the standard enthalpy change for the overall reaction that occurs when ammonia is burned in air to form nitrogen dioxide and water. This is the first step in the manufacture of nitric acid.



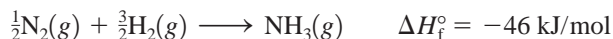
#### Solution

We will use the pathway in which the reactants are broken down into elements in their standard states, which are then used to form the products (see Fig. 6.10).

- *Decomposition of  $\text{NH}_3(g)$  into elements* [reaction (a) in Fig. 6.10]. The first step is to decompose 4 moles of  $\text{NH}_3$  into  $\text{N}_2$  and  $\text{H}_2$ :

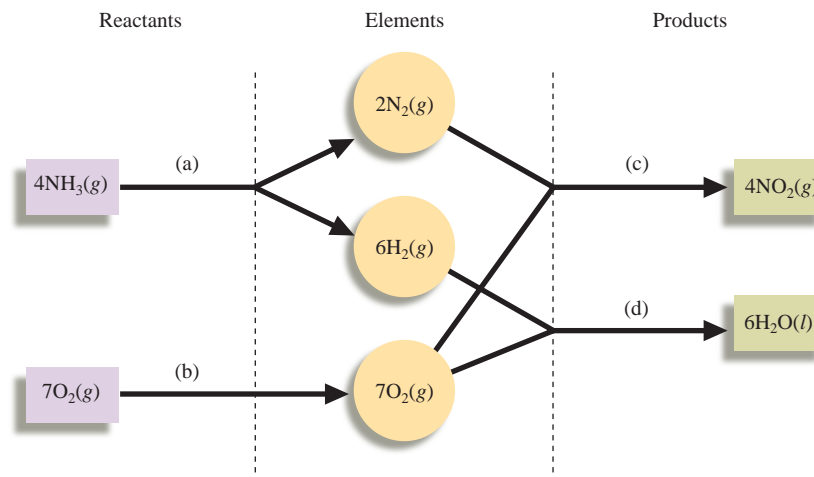


The preceding reaction is 4 times the *reverse* of the formation reaction for  $\text{NH}_3$ :



Thus

$$\Delta H_{(a)}^\circ = 4 \text{ mol}[-(-46 \text{ kJ/mol})] = 184 \text{ kJ}$$

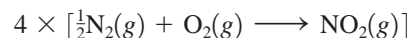
**Figure 6.10**

A pathway for the combustion of ammonia.

- *Elemental oxygen* [reaction (b) in Fig. 6.10]. Since  $\text{O}_2(\text{g})$  is an element in its standard state,  $\Delta H^\circ_{(b)} = 0$ .

We now have the elements  $\text{N}_2(\text{g})$ ,  $\text{H}_2(\text{g})$ , and  $\text{O}_2(\text{g})$ , which can be combined to form the products of the overall reaction.

- *Synthesis of  $\text{NO}_2(\text{g})$  from elements* [reaction (c) in Fig. 6.10]. The overall reaction equation has 4 moles of  $\text{NO}_2$ . Thus the required reaction is 4 times the formation reaction for  $\text{NO}_2$ :



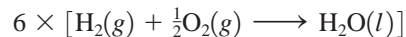
and

$$\Delta H^\circ_{(c)} = 4 \times \Delta H^\circ_f \text{ for } \text{NO}_2(\text{g})$$

From Table 6.2,  $\Delta H^\circ_f$  for  $\text{NO}_2(\text{g}) = 34 \text{ kJ/mol}$  and

$$\Delta H^\circ_{(c)} = 4 \text{ mol} \times 34 \text{ kJ/mol} = 136 \text{ kJ}$$

- *Synthesis of  $\text{H}_2\text{O}(\text{l})$  from elements* [reaction (d) in Fig. 6.10]. Since the overall equation for the reaction has 6 moles of  $\text{H}_2\text{O}(\text{l})$ , the required reaction is 6 times the formation reaction for  $\text{H}_2\text{O}(\text{l})$ :



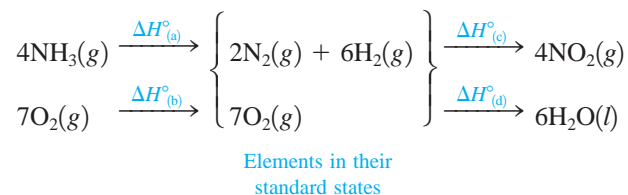
and

$$\Delta H^\circ_{(d)} = 6 \times \Delta H^\circ_f \text{ for } \text{H}_2\text{O}(\text{l})$$

From Table 6.2,  $\Delta H^\circ_f$  for  $\text{H}_2\text{O}(\text{l}) = -286 \text{ kJ/mol}$  and

$$\Delta H^\circ_{(d)} = 6 \text{ mol} (-286 \text{ kJ/mol}) = -1716 \text{ kJ}$$

To summarize, we have done the following:





We add the  $\Delta H^\circ$  values for the steps to get  $\Delta H^\circ$  for the overall reaction:

$$\begin{aligned}\Delta H^\circ_{\text{reaction}} &= \Delta H^\circ_{(a)} + \Delta H^\circ_{(b)} + \Delta H^\circ_{(c)} + \Delta H^\circ_{(d)} \\ &= [4 \times -\Delta H_f^\circ \text{ for NH}_3(g)] + 0 + [4 \times \Delta H_f^\circ \text{ for NO}_2(g)] \\ &\quad + [6 \times \Delta H_f^\circ \text{ for H}_2\text{O}(l)] \\ &= [4 \times \Delta H_f^\circ \text{ for NO}_2(g)] + [6 \times \Delta H_f^\circ \text{ for H}_2\text{O}(l)] \\ &\quad - [4 \times \Delta H_f^\circ \text{ for NH}_3(g)] \\ &= \sum n_p \Delta H_f^\circ(\text{products}) - \sum n_r \Delta H_f^\circ(\text{reactants})\end{aligned}$$

Remember that elemental reactants and products do not need to be included, since  $\Delta H_f^\circ$  for an element in its standard state is zero. Note that we have again obtained Equation (6.1). The final solution is

$$\begin{aligned}\Delta H^\circ_{\text{reaction}} &= [4 \times (34 \text{ kJ})] + [6 \times (-286 \text{ kJ})] - [4 \times (-46 \text{ kJ})] \\ &= -1396 \text{ kJ}\end{aligned}$$

SEE EXERCISES 6.77 AND 6.78

Now that we have shown the basis for Equation (6.1), we will make direct use of it to calculate  $\Delta H$  for reactions in succeeding exercises.

### EXAMPLE 6.10

### Enthalpies from Standard Enthalpies of Formation II

Using enthalpies of formation, calculate the standard change in enthalpy for the thermite reaction:



This reaction occurs when a mixture of powdered aluminum and iron(III) oxide is ignited with a magnesium fuse.

#### Solution

#### Where are we going?

- To calculate  $\Delta H$  for the reaction

What do we know?

- ✓  $\Delta H_f^\circ$  for  $\text{Fe}_2\text{O}_3(s) = -826 \text{ kJ/mol}$
- ✓  $\Delta H_f^\circ$  for  $\text{Al}_2\text{O}_3(s) = -1676 \text{ kJ/mol}$
- ✓  $\Delta H_f^\circ$  for  $\text{Al}(s) = \Delta H_f^\circ$  for  $\text{Fe}(s) = 0$

What do we need?

- ✓ We use Equation (6.1):

$$\Delta H^\circ = \sum n_p \Delta H_f^\circ(\text{products}) - \sum n_r \Delta H_f^\circ(\text{reactants})$$

#### How do we get there?

$$\begin{aligned}\Delta H^\circ_{\text{reaction}} &= \Delta H_f^\circ \text{ for Al}_2\text{O}_3(s) - \Delta H_f^\circ \text{ for Fe}_2\text{O}_3(s) \\ &= -1676 \text{ kJ} - (-826 \text{ kJ}) = -850 \text{ kJ}\end{aligned}$$

This reaction is so highly exothermic that the iron produced is initially molten. This process is often used as a lecture demonstration and also has been used in welding massive steel objects such as ships' propellers.



The thermite reaction is one of the most energetic chemical reactions known.

SEE EXERCISES 6.81 AND 6.82

## EXAMPLE 6.11

## Enthalpies from Standard Enthalpies of Formation III

Until recently, methanol ( $\text{CH}_3\text{OH}$ ) was used as a fuel in high-performance engines in race cars. Using the data in Table 6.2, compare the standard enthalpy of combustion per gram of methanol with that per gram of gasoline. Gasoline is actually a mixture of compounds, but assume for this problem that gasoline is pure liquid octane ( $\text{C}_8\text{H}_{18}$ ).

**Solution****Where are we going?**

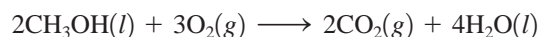
- To compare  $\Delta H$  of combustion for methanol and octane

*What do we know?*

- ✓ Standard enthalpies of formation from Table 6.2

**How do we get there?****For methanol:**

*What is the combustion reaction?*



*What is the  $\Delta H^\circ_{\text{reaction}}$ ?*

Using the standard enthalpies of formation from Table 6.2 and Equation (6.1), we have

$$\begin{aligned}\Delta H^\circ_{\text{reaction}} &= 2 \times \Delta H^\circ_{\text{f}} \text{ for } \text{CO}_2(g) + 4 \times \Delta H^\circ_{\text{f}} \text{ for } \text{H}_2\text{O}(l) \\ &\quad - 2 \times \Delta H^\circ_{\text{f}} \text{ for } \text{CH}_3\text{OH}(l) \\ &= 2 \times (-394 \text{ kJ}) + 4 \times (-286 \text{ kJ}) - 2 \times (-239 \text{ kJ}) \\ &= -1.45 \times 10^3 \text{ kJ}\end{aligned}$$

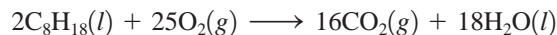
*What is the enthalpy of combustion per gram?*

Thus  $1.45 \times 10^3$  kJ of heat is evolved when 2 moles of methanol burn. The molar mass of methanol is 32.04 g/mol. This means that  $1.45 \times 10^3$  kJ of energy is produced when 64.08 g methanol burns. The enthalpy of combustion per gram of methanol is

$$\frac{-1.45 \times 10^3 \text{ kJ}}{64.08 \text{ g}} = -22.6 \text{ kJ/g}$$

**For octane:**

*What is the combustion reaction?*



*What is the  $\Delta H^\circ_{\text{reaction}}$ ?*

Using the standard enthalpies of information from Table 6.2 and Equation (6.1), we have

$$\begin{aligned}\Delta H^\circ_{\text{reaction}} &= 16 \times \Delta H^\circ_{\text{f}} \text{ for } \text{CO}_2(g) + 18 \times \Delta H^\circ_{\text{f}} \text{ for } \text{H}_2\text{O}(l) \\ &\quad - 2 \times \Delta H^\circ_{\text{f}} \text{ for } \text{C}_8\text{H}_{18}(l) \\ &= 16 \times (-394 \text{ kJ}) + 18 \times (-286 \text{ kJ}) - 2 \times (-269 \text{ kJ}) \\ &= -1.09 \times 10^4 \text{ kJ}\end{aligned}$$

*What is the enthalpy of combustion per gram?*

This is the amount of heat evolved when 2 moles of octane burn. Since the molar mass of octane is 114.22 g/mol, the enthalpy of combustion per gram of octane is

$$\frac{-1.09 \times 10^4 \text{ kJ}}{2(114.22 \text{ g})} = -47.7 \text{ kJ/g}$$

- The enthalpy of combustion per gram of octane is approximately twice that per gram of methanol. On this basis, gasoline appears to be superior to methanol for use in a

In the cars used in the Indianapolis 500, ethanol is now used instead of methanol.

racing car, where weight considerations are usually very important. Why, then, was methanol used in racing cars? The answer was that methanol burns much more smoothly than gasoline in high-performance engines, and this advantage more than compensates for its weight disadvantage.

SEE EXERCISE 6.89

## 6.5 Present Sources of Energy

Woody plants, coal, petroleum, and natural gas hold a vast amount of energy that originally came from the sun. By the process of photosynthesis, plants store energy that can be claimed by burning the plants themselves or the decay products that have been converted over millions of years to **fossil fuels**. Although the United States currently depends heavily on petroleum for energy, this dependency is a relatively recent phenomenon, as shown in Fig. 6.11. In this section we discuss some sources of energy and their effects on the environment.

### Petroleum and Natural Gas

Although how they were produced is not completely understood, petroleum and natural gas were most likely formed from the remains of marine organisms that lived approximately 500 million years ago. **Petroleum** is a thick, dark liquid composed mostly of compounds called *hydrocarbons* that contain carbon and hydrogen. (Carbon is unique among elements in the extent to which it can bond to itself to form chains of various lengths.) Table 6.3 gives the formulas and names for several common hydrocarbons. **Natural gas**, usually associated with petroleum deposits, consists mostly of methane, but it also contains significant amounts of ethane, propane, and butane.

The composition of petroleum varies somewhat, but it consists mostly of hydrocarbons having chains that contain from 5 to more than 25 carbons. To be used efficiently, the petroleum must be separated into fractions by boiling. The lighter molecules (having the lowest boiling points) can be boiled off, leaving the heavier ones behind. The commercial uses of various petroleum fractions are shown in Table 6.4.

The petroleum era began when the demand for lamp oil during the Industrial Revolution outstripped the traditional sources: animal fats and whale oil. In response to this increased demand, Edwin Drake drilled the first oil well in 1859 at Titusville, Pennsylvania. The petroleum from this well was refined to produce *kerosene* (fraction  $C_{10}$ – $C_{18}$ ), which



This oil rig in Norway is the largest in the world.

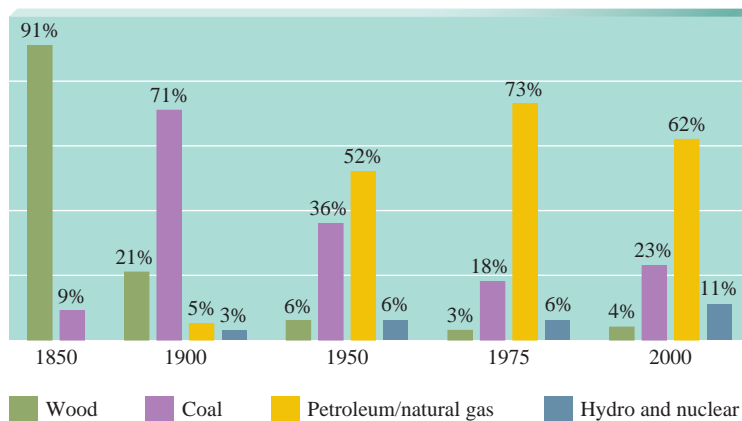


Figure 6.11

Energy sources used in the United States.

**Table 6.3** ▶ Names and Formulas for Some Common Hydrocarbons

Formula	Name
CH <sub>4</sub>	Methane
C <sub>2</sub> H <sub>6</sub>	Ethane
C <sub>3</sub> H <sub>8</sub>	Propane
C <sub>4</sub> H <sub>10</sub>	Butane
C <sub>5</sub> H <sub>12</sub>	Pentane
C <sub>6</sub> H <sub>14</sub>	Hexane
C <sub>7</sub> H <sub>16</sub>	Heptane
C <sub>8</sub> H <sub>18</sub>	Octane

**Table 6.4** ▶ Uses of the Various Petroleum Fractions

Petroleum Fraction in Terms of Numbers of Carbon Atoms	Major Uses
C <sub>5</sub> –C <sub>10</sub>	Gasoline
C <sub>10</sub> –C <sub>18</sub>	Kerosene Jet fuel
C <sub>15</sub> –C <sub>25</sub>	Diesel fuel Heating oil Lubricating oil
>C <sub>25</sub>	Asphalt

Coal has variable composition depending on both its age and location.

served as an excellent lamp oil. *Gasoline* (fraction C<sub>5</sub>–C<sub>10</sub>) had limited use and was often discarded. However, this situation soon changed. The development of the electric light decreased the need for kerosene, and the advent of the “horseless carriage” with its gasoline-powered engine signaled the birth of the gasoline age.

As gasoline became more important, new ways were sought to increase the yield of gasoline obtained from each barrel of petroleum. William Burton invented a process at Standard Oil of Indiana called *pyrolytic (high-temperature) cracking*. In this process, the heavier molecules of the kerosene fraction are heated to about 700°C, causing them to break (crack) into the smaller molecules of hydrocarbons in the gasoline fraction. As cars became larger, more efficient internal combustion engines were designed. Because of the uneven burning of the gasoline then available, these engines “knocked,” producing unwanted noise and even engine damage. Intensive research to find additives that would promote smoother burning produced tetraethyl lead, (C<sub>2</sub>H<sub>5</sub>)<sub>4</sub>Pb, a very effective “anti-knock” agent.

The addition of tetraethyl lead to gasoline became a common practice, and by 1960, gasoline contained as much as 3 grams of lead per gallon. As we have discovered so often in recent years, technological advances can produce environmental problems. To prevent air pollution from automobile exhaust, catalytic converters have been added to car exhaust systems. The effectiveness of these converters, however, is destroyed by lead. The use of leaded gasoline also greatly increased the amount of lead in the environment, where it can be ingested by animals and humans. For these reasons, the use of lead in gasoline has been phased out, requiring extensive (and expensive) modifications of engines and of the gasoline refining process.

## Coal

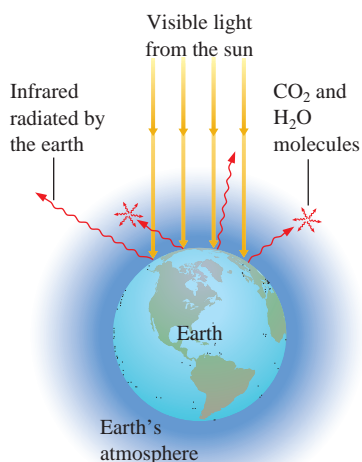
**Coal** was formed from the remains of plants that were buried and subjected to high pressure and heat over long periods of time. Plant materials have a high content of cellulose, a complex molecule whose empirical formula is CH<sub>2</sub>O but whose molar mass is around 500,000 g/mol. After the plants and trees that flourished on the earth at various times and places died and were buried, chemical changes gradually lowered the oxygen and hydrogen content of the cellulose molecules. Coal “matures” through four stages: lignite, subbituminous, bituminous, and anthracite. Each stage has a higher carbon-to-oxygen and carbon-to-hydrogen ratio; that is, the relative carbon content gradually increases. Typical elemental compositions of the various coals are given in Table 6.5. The energy available from the combustion of a given mass of coal increases as the carbon content increases. Therefore, anthracite is the most valuable coal, and lignite the least valuable.

Coal is an important and plentiful fuel in the United States, currently furnishing approximately 23% of our energy. As the supply of petroleum dwindles, the share of the energy supply from coal is expected to increase. However, coal is expensive and dangerous to mine underground, and the strip mining of fertile farmland in the Midwest or of scenic land in the West causes obvious problems. In addition, the burning of coal, especially

**Table 6.5** ▶ Elemental Composition of Various Types of Coal

Type of Coal	Mass Percent of Each Element				
	C	H	O	N	S
Lignite	71	4	23	1	1
Subbituminous	77	5	16	1	1
Bituminous	80	6	8	1	5
Anthracite	92	3	3	1	1

The electromagnetic spectrum, including visible and infrared radiation, is discussed in Chapter 7.



**Figure 6.12**

The earth's atmosphere is transparent to visible light from the sun. This visible light strikes the earth, and part of it is changed to infrared radiation. The infrared radiation from the earth's surface is strongly absorbed by CO<sub>2</sub>, H<sub>2</sub>O, and other molecules present in smaller amounts (for example, CH<sub>4</sub> and N<sub>2</sub>O) in the atmosphere. In effect, the atmosphere traps some of the energy, acting like the glass in a greenhouse and keeping the earth warmer than it would otherwise be.

The average temperature of the earth's surface is 298 K. It would be 255 K without the "greenhouse gases."

high-sulfur coal, yields air pollutants such as sulfur dioxide, which, in turn, can lead to acid rain, as we learned in Chapter 5. However, even if coal were pure carbon, the carbon dioxide produced when it was burned would still have significant effects on the earth's climate.

## Effects of Carbon Dioxide on Climate

The earth receives a tremendous quantity of radiant energy from the sun, about 30% of which is reflected back into space by the earth's atmosphere. The remaining energy passes through the atmosphere to the earth's surface. Some of this energy is absorbed by plants for photosynthesis and some by the oceans to evaporate water, but most of it is absorbed by soil, rocks, and water, increasing the temperature of the earth's surface. This energy is in turn radiated from the heated surface mainly as *infrared radiation*, often called *heat radiation*.

The atmosphere, like window glass, is transparent to visible light but does not allow all the infrared radiation to pass back into space. Molecules in the atmosphere, principally H<sub>2</sub>O and CO<sub>2</sub>, strongly absorb infrared radiation and radiate it back toward the earth, as shown in Fig. 6.12, so a net amount of thermal energy is retained by the earth's atmosphere, causing the earth to be much warmer than it would be without its atmosphere. In a way, the atmosphere acts like the glass of a greenhouse, which is transparent to visible light but absorbs infrared radiation, thus raising the temperature inside the building. This **greenhouse effect** is seen even more spectacularly on Venus, where the dense atmosphere is thought to be responsible for the high surface temperature of that planet.

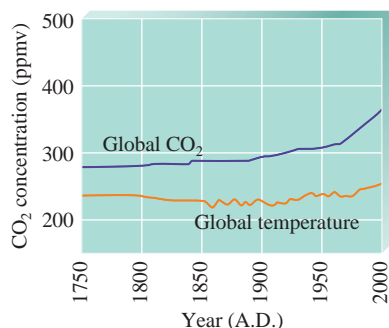
Thus the temperature of the earth's surface is controlled to a significant extent by the carbon dioxide and water content of the atmosphere. The effect of atmospheric moisture (humidity) is apparent in the Midwest. In summer, when the humidity is high, the heat of the sun is retained well into the night, giving very high nighttime temperatures. On the other hand, in winter, the coldest temperatures always occur on clear nights, when the low humidity allows efficient radiation of energy back into space.

The atmosphere's water content is controlled by the water cycle (evaporation and precipitation), and the average remains constant over the years. However, as fossil fuels have been used more extensively, the carbon dioxide concentration has increased by about 16% from 1880 to 1980. Comparisons of satellite data have now produced evidence that the greenhouse effect has significantly warmed the earth's atmosphere. The data compare the same areas in both 1979 and 1997. The analysis shows that more infrared radiation was blocked by CO<sub>2</sub>, methane, and other greenhouse gases. This *could* increase the earth's average temperature by as much as 3°C, causing dramatic changes in climate and greatly affecting the growth of food crops.

How well can we predict long-term effects? Because weather has been studied for a period of time that is minuscule compared with the age of the earth, the factors that control the earth's climate in the long range are not clearly understood. For example, we do not understand what causes the earth's periodic ice ages. So it is difficult to estimate the impact of the increasing carbon dioxide levels.

In fact, the variation in the earth's average temperature over the past century is somewhat confusing. In the northern latitudes during the past century, the average temperature rose by 0.8°C over a period of 60 years, then cooled by 0.5°C during the next 25 years, and finally warmed by 0.2°C in the succeeding 15 years. Such fluctuations do not match the steady increase in carbon dioxide. However, in southern latitudes and near the equator during the past century, the average temperature showed a steady rise totaling 0.4°C. This figure is in reasonable agreement with the predicted effect of the increasing carbon dioxide concentration over that period. Another significant fact is that the past 10 years constitute the warmest decade on record.

Although the exact relationship between the carbon dioxide concentration in the atmosphere and the earth's temperature is not known at present, one thing is clear: The



**Figure 6.13**

The atmospheric CO<sub>2</sub> concentration and the average global temperature over the last 250 years. Note the significant increase in CO<sub>2</sub> concentration in the last 50 years.

(Source: National Assessment Synthesis Team, *Climate Change Impacts on the United States: The Potential Consequences of Climate, Variability and Change, Overview*, Report for the U.S. Global Change Research Program, Cambridge University Press, Cambridge, UK, p. 13, 2000.)

increase in the atmospheric concentration of carbon dioxide is quite dramatic (see Fig. 6.13). We must consider the implications of this increase as we consider our future energy needs.

Methane is another greenhouse gas that is 21 times more potent than carbon dioxide. This fact is particularly significant for countries with lots of animals, because methane is produced by methanogenic archae that live in the animals' rumen. For example, sheep and cattle produce about 14% of Australia's total greenhouse emissions. To reduce this level, Australia has initiated a program to vaccinate sheep and cattle to lower the number of archae present in their digestive systems. It is hoped that this effort will reduce by 20% the amount of methane emitted by these animals.

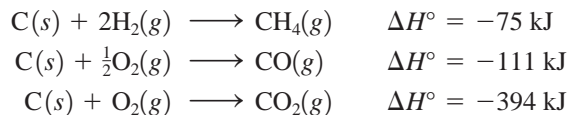
## 6.6 ▶ New Energy Sources

As we search for the energy sources of the future, we need to consider economic, climatic, and supply factors. There are several potential energy sources: the sun (solar), nuclear processes (fission and fusion), biomass (plants), and synthetic fuels. Direct use of the sun's radiant energy to heat our homes and run our factories and transportation systems seems a sensible long-term goal. But what do we do now? Conservation of fossil fuels is one obvious step, but substitutes for fossil fuels also must be found. We will discuss some alternative sources of energy here. Nuclear power will be considered in Chapter 19.

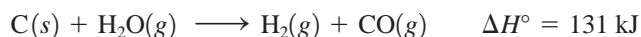
### Coal Conversion

One alternative energy source involves using a traditional fuel—coal—in new ways. Since transportation costs for solid coal are high, more energy-efficient fuels are being developed from coal. One possibility is to produce a gaseous fuel. Substances like coal that contain large molecules have high boiling points and tend to be solids or thick liquids. To convert coal from a solid to a gas therefore requires reducing the size of the molecules; the coal structure must be broken down in a process called *coal gasification*. This is done by treating the coal with oxygen and steam at high temperatures to break many of the carbon–carbon bonds. These bonds are replaced by carbon–hydrogen and carbon–oxygen bonds as the coal fragments react with the water and oxygen. The process is represented in Fig. 6.14. The desired product is a mixture of carbon monoxide and hydrogen called *synthetic gas*, or **syngas**, and methane (CH<sub>4</sub>) gas. Since all the components of this product can react with oxygen to release heat in a combustion reaction, this gas is a useful fuel.

One of the most important considerations in designing an industrial process is efficient use of energy. In coal gasification, some of the reactions are exothermic:



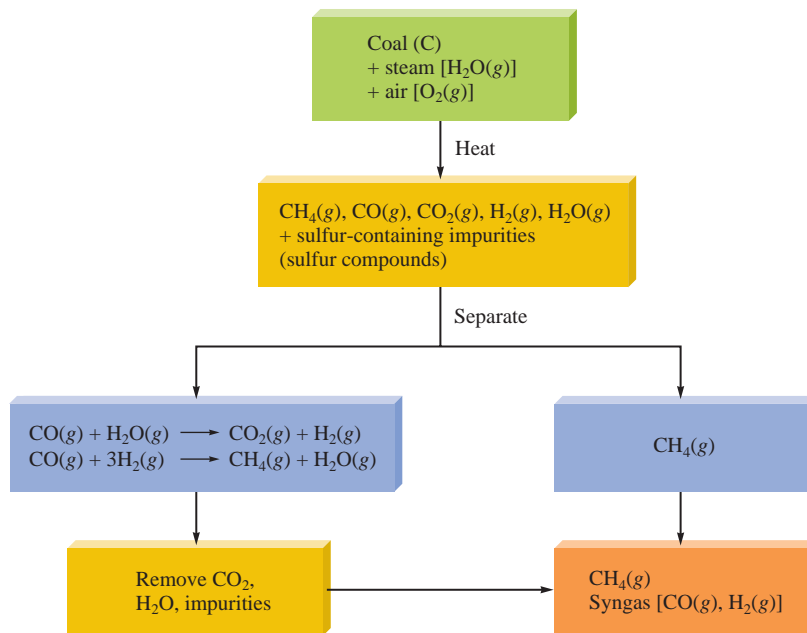
Other gasification reactions are endothermic, for example:



If such conditions as the rate of feed of coal, air, and steam are carefully controlled, the correct temperature can be maintained in the process without using any external energy source. That is, an energy balance is maintained.

Presently only a few plants in the United States use syngas produced on site to produce electricity. These plants are being used to evaluate the economic feasibility of producing electrical power by coal gasification.

An industrial process must be energy efficient.

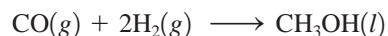
**Figure 6.14**

Coal gasification. Reaction of coal with a mixture of steam and air breaks down the large hydrocarbon molecules in the coal to smaller gaseous molecules, which can be used as fuels.



The main engines in the space shuttle *Endeavour* use hydrogen and oxygen as fuel.

Although syngas can be used directly as a fuel, it is also important as a raw material to produce other fuels. For example, syngas can be converted directly to methanol:



Methanol is used in the production of synthetic fibers and plastics and also can be used as a fuel. In addition, it can be converted directly to gasoline. Approximately half of South Africa's gasoline supply comes from methanol produced from syngas.

In addition to coal gasification, the formation of *coal slurries* is another new use of coal. A slurry is a suspension of fine particles in a liquid, and coal must be pulverized and mixed with water to form a slurry. The slurry can be handled, stored, and burned in ways similar to those used for *residual oil*, a heavy fuel oil from petroleum accounting for almost 15% of U.S. petroleum imports. One hope is that coal slurries might replace solid coal and residual oil as fuels for electricity-generating power plants. However, the water needed for slurries might place an unacceptable burden on water resources, especially in the western states.

## Hydrogen as a Fuel

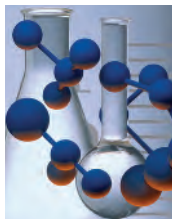
If you have ever seen a lecture demonstration where hydrogen–oxygen mixtures were ignited, you have witnessed a demonstration of hydrogen's potential as a fuel. The combustion reaction is



As we saw in Example 6.6, the heat of combustion of H<sub>2</sub>(g) per gram is approximately 2.5 times that of natural gas. In addition, hydrogen has a real advantage over fossil fuels in that the only product of hydrogen combustion is water; fossil fuels also produce carbon dioxide. However, even though it appears that hydrogen is a very logical choice as a major fuel for the future, there are three main problems: the cost of production, storage, and transport.

First let's look at the production problem. Although hydrogen is very abundant on earth, virtually none of it exists as the free gas. Currently, the main source of hydrogen gas is from the treatment of natural gas with steam:





## chemical connections

### Farming the Wind

In the Midwest the wind blows across fields of corn, soybeans, wheat, and wind turbines—wind turbines? It turns out that the wind that seems to blow almost continuously across the plains is now becoming the latest cash crop. One of these new-breed wind farmers is Daniel Juhl, who recently erected 17 wind turbines on six acres of land near Woodstock, Minnesota. These turbines can generate as much as 10 megawatts (MW) of electricity, which Juhl sells to the local electrical utility.

There is plenty of untapped wind power in the United States. Wind mappers rate regions on a scale of 1 to 6 (with 6 being the best) to indicate the quality of the wind resource. Wind farms are now being developed in areas rated from 4 to 6. The farmers who own the land welcome the increased income derived from the wind blowing across their land. Economists estimate that each acre devoted to wind turbines can pay royalties to the farmers of as much as \$8000 per year, or many times the revenue from growing corn on that same land. Juhl claims that farmers who construct the turbines themselves can realize as much as \$20,000 per year per turbine. Globally, wind generation of electricity has nearly quadrupled in the last five years and is expected to increase by about 60% per year in the United States. The economic feasibility of wind-generated electricity has greatly improved in the last 30 years as the wind turbines have become more efficient. Today's turbines can produce electricity that costs about the same as that from other sources. The most impressive thing about wind power is the magnitude of the supply. According to the American Wind Energy Association in Washington, D.C., the wind-power potential in the United States is comparable or larger than the energy resources under the sands of Saudi Arabia.

The biggest hurdle that must be overcome before wind power can become a significant electricity producer in the United States is construction of the transmission

infrastructure—the power lines needed to move the electricity from the rural areas to the cities where most of the power is used. For example, the hundreds of turbines planned in southwest Minnesota in a development called Buffalo Ridge could supply enough electricity to power 1 million homes if transmission problems can be solved.

Another possible scenario for wind farms is to use the electrical power generated to decompose water to produce hydrogen gas that could be carried to cities by pipelines and used as a fuel. One real benefit of hydrogen is that it produces water as its only combustion product. Thus, it is essentially pollution-free.

Within a few years wind power could be a major source of electricity. There could be a fresh wind blowing across the energy landscape of the United States in the near future.



This State Line Wind Project along the Oregon–Washington border uses approximately 399 wind turbines to create enough electricity to power some 70,000 households.

We can calculate  $\Delta H$  for this reaction using Equation (6.1):

$$\begin{aligned}\Delta H^\circ &= \sum n_p \Delta H_f^\circ(\text{products}) - \sum n_r \Delta H_f^\circ(\text{reactants}) \\ &= \Delta H_f^\circ \text{ for CO}(g) - \Delta H_f^\circ \text{ for CH}_4(g) - \Delta H_f^\circ \text{ for H}_2\text{O}(g) \\ &= -111 \text{ kJ} - (-75 \text{ kJ}) - (-242 \text{ kJ}) = 206 \text{ kJ}\end{aligned}$$

Note that this reaction is highly endothermic; treating methane with steam is not an efficient way to obtain hydrogen for fuel. It would be much more economical to burn the methane directly.



A virtually inexhaustible supply of hydrogen exists in the waters of the world's oceans. However, the reaction



requires 286 kJ of energy per mole of liquid water, and under current circumstances, large-scale production of hydrogen from water is not economically feasible. However, several methods for such production are currently being studied: electrolysis of water, thermal decomposition of water, thermochemical decomposition of water, and biological decomposition of water.

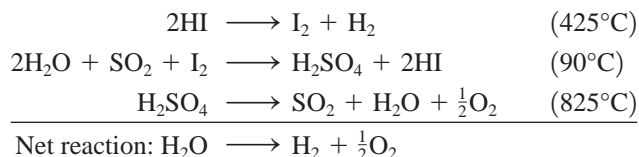
Electrolysis will be discussed in Chapter 18.

Electrolysis of water involves passing an electric current through it. The present cost of electricity makes the hydrogen produced by electrolysis too expensive to be competitive as a fuel. However, if in the future we develop more efficient sources of electricity, this situation could change.

Recent research at the University of Minnesota by Lanny Schmidt and his coworkers suggests that corn could be a feasible source of hydrogen. In this process the starch from the corn is fermented to produce alcohol, which is then decomposed in a special reactor at 140°C with a rhodium and cerium oxide catalyst to give hydrogen. These scientists indicate that enough hydrogen gas can be obtained from a few ounces of ethanol to generate electricity to run six 60-watt bulbs for an hour.

Thermal decomposition is another method for producing hydrogen from water. This involves heating the water to several thousand degrees, where it spontaneously decomposes into hydrogen and oxygen. However, attaining temperatures in this range would be very expensive even if a practical heat source and a suitable reaction container were available.

In the thermochemical decomposition of water, chemical reactions, as well as heat, are used to "split" water into its components. One such system involves the following reactions (the temperature required for each is given in parentheses):



Note that the HI is not consumed in the net reaction. Note also that the maximum temperature required is 825°C, a temperature that is feasible if a nuclear reactor is used as a heat source. A current research goal is to find a system for which the required temperatures are low enough that sunlight can be used as the energy source.

But what about the organisms that decompose water without the aid of electricity or high temperatures? In the process of photosynthesis, green plants absorb carbon dioxide and water and use them along with energy from the sun to produce the substances needed for growth. Scientists have studied photosynthesis for years, hoping to get answers to humanity's food and energy shortages. At present, much of this research involves attempts to modify the photosynthetic process so that plants will release hydrogen gas from water instead of using the hydrogen to produce complex compounds. Small-scale experiments have shown that under certain conditions plants do produce hydrogen gas, but the yields are far from being commercially useful. At this point the economical production of hydrogen gas remains unrealized.

The storage and transportation of hydrogen also present problems. First, on metal surfaces the H<sub>2</sub> molecule decomposes to atoms. Since the atoms are so small, they can migrate into the metal, causing structural changes that make it brittle. This might lead to a pipeline failure if hydrogen were pumped under high pressure.

An additional problem is the relatively small amount of energy that is available *per unit volume* of hydrogen gas. Although the energy available per gram of hydrogen is significantly greater than that per gram of methane, the energy available per given volume

of hydrogen is about one-third that available from the same volume of methane. This is demonstrated in Example 6.12.

Although the use of hydrogen as a fuel solves some of the problems associated with fossil fuels, it does present some potential environmental problems of its own. Studies by John M. Eiler and his colleagues at California Institute of Technology indicate that, if hydrogen becomes a major source of energy, accidental leakage of the gas into the atmosphere could pose a threat. The Cal Tech scientists calculate that leakage could raise the concentration of  $\text{H}_2$  in the atmosphere from its natural level of 0.5 part per million to more than 2 parts per million. As some of the  $\text{H}_2$  eventually finds its way into the upper atmosphere, it would react with  $\text{O}_2$  to form water, which would increase the number of ice crystals. This could lead to the destruction of some of the protective ozone because many of the chemical reactions that destroy ozone occur on the surfaces of ice crystals. However, as is the usual case with environmental issues, the situation is complicated. The scenario suggested by Eiler's team may not happen because the leaked  $\text{H}_2$  could be consumed by soil microbes that use hydrogen as a nutrient. In fact, Eiler's studies show that 90% of the  $\text{H}_2$  emitted into the atmosphere today from sources such as motor vehicles and forest fires is eventually absorbed by soil organisms.

The evaluation of hydrogen as a fuel illustrates how complex and interconnected the economic and environmental issues are.

**EXAMPLE 6.12****Enthalpies of Combustion**

Compare the energy available from the combustion of a given volume of methane and the same volume of hydrogen at the same temperature and pressure.

**Solution**

In Example 6.6 we calculated the heat released for the combustion of methane and hydrogen: 55 kJ/g  $\text{CH}_4$  and 141 kJ/g  $\text{H}_2$ . We also know from our study of gases that 1 mol  $\text{H}_2(\text{g})$  has the same volume as 1 mol  $\text{CH}_4(\text{g})$  at the same temperature and pressure (assuming ideal behavior). Thus, for molar volumes of both gases under the same conditions of temperature and pressure,

$$\begin{aligned} & \frac{\text{Enthalpy of combustion of 1 molar volume of } \text{H}_2(\text{g})}{\text{Enthalpy of combustion of 1 molar volume of } \text{CH}_4(\text{g})} \\ &= \frac{\text{enthalpy of combustion per mole of } \text{H}_2}{\text{enthalpy of combustion per mole of } \text{CH}_4} \\ &= \frac{(-141 \text{ kJ/g})(2.02 \text{ g } \text{H}_2/\text{mol } \text{H}_2)}{(-55 \text{ kJ/g})(16.04 \text{ g } \text{CH}_4/\text{mol } \text{CH}_4)} \\ &= \frac{-285}{-882} \approx \frac{1}{3} \end{aligned}$$

Thus about three times the volume of hydrogen gas is needed to furnish the same energy as a given volume of methane.

**SEE EXERCISE 6.90**

Could hydrogen be considered as a potential fuel for automobiles? This is an intriguing question. The internal combustion engines in automobiles can be easily adapted to burn hydrogen. In fact, BMW is now experimenting with a fleet of cars powered by

hydrogen-burning internal combustion engines. However, the primary difficulty is the storage of enough hydrogen to give an automobile a reasonable range. This is illustrated by Example 6.13.

## EXAMPLE 6.13

## Comparing Enthalpies of Combustion

Assuming that the combustion of hydrogen gas provides three times as much energy per gram as gasoline, calculate the volume of liquid  $H_2$  (density = 0.0710 g/mL) required to furnish the energy contained in 80.0 L (about 20 gal) of gasoline (density = 0.740 g/mL). Calculate also the volume that this hydrogen would occupy as a gas at 1.00 atm and 25°C.

## Solution

## Where are we going?

- To calculate the volume of  $H_2(l)$  required and its volume as a gas at the given conditions

What do we know?

- ✓ Density for  $H_2(l)$  = 0.0710 g/mL
- ✓ 80.0 L gasoline
- ✓ Density for gasoline = 0.740 g/mL
- ✓  $H_2(g) \Rightarrow P = 1.00 \text{ atm}, T = 25^\circ\text{C} = 298 \text{ K}$

## How do we get there?

What is the mass of gasoline?

$$80.0 \text{ L} \times \frac{1000 \text{ mL}}{1 \text{ L}} \times \frac{0.740 \text{ g}}{\text{mL}} = 59,200 \text{ g}$$

How much  $H_2(l)$  is needed?

Since  $H_2$  furnishes three times as much energy per gram as gasoline, only a third as much liquid hydrogen is needed to furnish the same energy:

$$\text{Mass of } H_2(l) \text{ needed} = \frac{59,200 \text{ g}}{3} = 19,700 \text{ g}$$

Since density = mass/volume, then volume = mass/density, and the volume of  $H_2(l)$  needed is

$$\begin{aligned} V &= \frac{19,700 \text{ g}}{0.0710 \text{ g/mL}} \\ &= 2.77 \times 10^5 \text{ mL} = 277 \text{ L} \end{aligned}$$

Thus 277 L of liquid  $H_2$  is needed to furnish the same energy of combustion as 80.0 L of gasoline.

What is the volume of the  $H_2(g)$ ?

To calculate the volume that this hydrogen would occupy as a gas at 1.00 atm and 25°C, we use the ideal gas law:

$$PV = nRT$$

In this case

$$P = 1.00 \text{ atm}, T = 273 + 25^\circ\text{C} = 298 \text{ K}, \text{ and } R = 0.08206 \text{ L} \cdot \text{atm/K} \cdot \text{mol}$$

What are the moles of  $H_2(g)$ ?

$$n = 19,700 \text{ g } H_2 \times \frac{1 \text{ mol } H_2}{2.016 \text{ g } H_2} = 9.77 \times 10^3 \text{ mol } H_2$$

Thus

$$V = \frac{nRT}{P} = \frac{(9.77 \times 10^3 \text{ mol})(0.08206 \text{ L} \cdot \text{atm}/\text{K} \cdot \text{mol})(298 \text{ K})}{1.00 \text{ atm}}$$

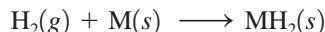
$$= 2.39 \times 10^5 \text{ L} = 239,000 \text{ L}$$

- At 1 atm and 25°C, the hydrogen gas needed to replace 20 gal of gasoline occupies a volume of 239,000 L.

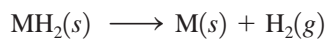
**SEE EXERCISES 6.91 AND 6.92**

You can see from Example 6.13 that an automobile would need a huge tank to hold enough hydrogen gas (at 1 atm) to have a typical mileage range. Clearly, hydrogen must be stored as a liquid or in some other way. Is this feasible? Because of its very low boiling point (20 K), storage of liquid hydrogen requires a superinsulated container that can withstand high pressures. Storage in this manner would be both expensive and hazardous because of the potential for explosion. Thus storage of hydrogen in the individual automobile as a liquid does not seem practical.

A much better alternative seems to be the use of metals that absorb hydrogen to form solid metal hydrides:



To use this method of storage, hydrogen gas would be pumped into a tank containing the solid metal in powdered form, where it would be absorbed to form the hydride, whose volume would be little more than that of the metal alone. This hydrogen would then be available for combustion in the engine by release of  $\text{H}_2(\text{g})$  from the hydride as needed:



Several types of solids that absorb hydrogen to form hydrides are being studied for use in hydrogen-powered vehicles. The most likely use of hydrogen in automobiles will be to power fuel cells. Ford, Honda, and Toyota are all experimenting with cars powered by hydrogen fuel cells.

## Other Energy Alternatives

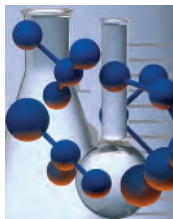
Many other energy sources are being considered for future use. The western states, especially Colorado, contain huge deposits of *oil shale*, which consists of a complex carbon-based material called *kerogen* contained in porous rock formations. These deposits have the potential of being a larger energy source than the vast petroleum deposits of the Middle East. The main problem with oil shale is that the trapped fuel is not fluid and cannot be pumped. To recover the fuel, the rock must be heated to a temperature of 250°C or higher to decompose the kerogen to smaller molecules that produce gaseous and liquid products. This process is expensive and yields large quantities of waste rock, which have a negative environmental impact.

*Ethanol* ( $\text{C}_2\text{H}_5\text{OH}$ ) is another fuel with the potential to supplement, if not replace, gasoline. The most common method of producing ethanol is fermentation, a process in which sugar is changed to alcohol by the action of yeast. The sugar can come from virtually any source, including fruits and grains, although fuel-grade ethanol would probably come mostly from corn. Car engines can burn pure alcohol or *gasohol*, an alcohol–gasoline mixture (10% ethanol in gasoline), with little modification. Gasohol is now widely available in the United States. A fuel called E85, which is 85% ethanol and 15% gasoline, is also widely available for cars with “flex-fuel” engines. The use of pure alcohol as a motor fuel is not feasible in most of the United States because it does not vaporize easily when temperatures are low. However, pure ethanol could be a very practical fuel in warm climates. For example, in Brazil, large quantities of ethanol fuel are being produced for cars.

Metal hydrides are discussed in Chapter 20.



The sugars in corn are fermented and used to produce ethanol, an additive for gasoline.



## Veggie Gasoline?

Gasoline usage is as high as ever, and world petroleum supplies will eventually dwindle. One possible alternative to petroleum as a source of fuels and lubricants is vegetable oil—the same vegetable oil we now use to cook french fries. Researchers believe that the oils from soybeans, corn, canola, and sunflowers all have the potential to be used in cars as well as on salads.

The use of vegetable oil for fuel is not a new idea. Rudolf Diesel reportedly used peanut oil to run one of his engines at the Paris Exposition in 1900. In addition, ethyl alcohol has been used widely as a fuel in South America and as a fuel additive in the United States.

Biodiesel, a fuel made by esterifying the fatty acids found in vegetable oil, has some real advantages over regular diesel fuel. Biodiesel produces fewer pollutants such as particulates, carbon monoxide, and complex organic molecules, and since vegetable oils have no sulfur, there is no noxious sulfur dioxide in the exhaust gases. Also, biodiesel can run in existing engines with little modification. In addition, biodiesel is much more biodegradable than petroleum-based fuels, so spills cause less environmental damage.

Of course, biodiesel also has some serious drawbacks. The main one is that it costs about three times as much as regular diesel fuel. Biodiesel also produces more nitrogen oxides in the exhaust than conventional diesel fuel and is less stable in storage. Biodiesel also can leave more gummy deposits in engines and must be “winterized” by removing components that tend to solidify at low temperatures.

The best solution may be to use biodiesel as an additive to regular diesel fuel. One such fuel is known as B20 because it is 20% biodiesel and 80% conventional diesel fuel. B20 is especially attractive because of the higher



This promotion bus both advertises biodiesel and demonstrates its usefulness.

lubricating ability of vegetable oils, thus reducing diesel engine wear.

Vegetable oils are also being looked at as replacements for motor oils and hydraulic fluids. Tests of a sunflower seed-based engine lubricant manufactured by Renewable Lubricants of Hartville, Ohio, have shown satisfactory lubricating ability while lowering particle emissions. In addition, Lou Honary and his colleagues at the University of Northern Iowa have developed BioSOY, a vegetable oil-based hydraulic fluid for use in heavy machinery.

Veggie oil fuels and lubricants seem to have a growing market as petroleum supplies wane and as environmental laws become more stringent. In Germany's Black Forest region, for example, environmental protection laws require that farm equipment use only vegetable oil fuels and lubricants. In the near future there may be veggie oil in your garage as well as in your kitchen.

---

Adapted from “Fill ‘Er Up . . . with Veggie Oil,” by Corinna Wu, as appeared in *Science News*, Vol. 154, December 5, 1998, p. 364.

*Methanol* ( $\text{CH}_3\text{OH}$ ), an alcohol similar to ethanol, which was used successfully for many years in race cars, is now being evaluated as a motor fuel in California. A major gasoline retailer has agreed to install pumps at 25 locations to dispense a fuel that is 85% methanol and 15% gasoline for use in specially prepared automobiles. The California Energy Commission feels that methanol has great potential for providing a secure, long-term

energy supply that would alleviate air quality problems. Arizona and Colorado are also considering methanol as a source of portable energy.

Another potential source of liquid fuels is oil squeezed from seeds (*seed oil*). For example, some farmers in North Dakota, South Africa, and Australia are now using sunflower oil to replace diesel fuel. Oil seeds, found in a wide variety of plants, can be processed to produce an oil composed mainly of carbon and hydrogen, which of course reacts with oxygen to produce carbon dioxide, water, and heat. It is hoped that oil-seed plants can be developed that will thrive under soil and climatic conditions unsuitable for corn and wheat. The main advantage of seed oil as a fuel is that it is renewable. Ideally, fuel would be grown just like food crops.

## For Review

### ► Key Terms

#### Section 6.1

energy  
law of conservation of energy  
potential energy  
kinetic energy  
heat  
work  
pathway  
state function (property)  
system  
surroundings  
exothermic  
endothermic  
thermodynamics  
first law of thermodynamics  
internal energy

#### Section 6.2

enthalpy  
calorimeter  
calorimetry  
heat capacity  
specific heat capacity  
molar heat capacity  
constant-pressure calorimetry  
constant-volume calorimetry

#### Section 6.3

Hess's law

#### Section 6.4

standard enthalpy of formation  
standard state

#### Section 6.5

fossil fuels  
petroleum

#### Energy

- The capacity to do work or produce heat
- Is conserved (first law of thermodynamics)
- Can be converted from one form to another
- Is a state function
- Potential energy: stored energy
- Kinetic energy: energy due to motion
- The internal energy for a system is the sum of its potential and kinetic energies
- The internal energy of a system can be changed by work and heat:

$$\Delta E = q + w$$

#### Work

- Force applied over a distance
- For an expanding/contracting gas
- Not a state function

$$w = -P\Delta V$$

#### Heat

- Energy flow due to a temperature difference
- Exothermic: energy as heat flows out of a system
- Endothermic: energy as heat flows into a system
- Not a state function
- Measured for chemical reactions by calorimetry

#### Enthalpy

- $H = E + PV$
- Is a state function
- Hess's law: the change in enthalpy in going from a given set of reactants to a given set of products is the same whether the process takes place in one step or a series of steps
- Standard enthalpies of formation ( $\Delta H_f^\circ$ ) can be used to calculate  $\Delta H$  for a chemical reaction

$$\Delta H^\circ_{\text{reaction}} = \sum n_p \Delta H_f^\circ(\text{products}) - \sum n_r \Delta H_f^\circ(\text{reactants})$$

natural gas  
 coal  
 greenhouse effect

## Section 6.6

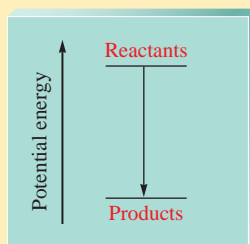
syngas

## Energy use

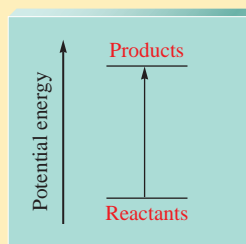
- Energy sources from fossil fuels are associated with difficult supply and environmental impact issues
- The greenhouse effect results from release into the atmosphere of gases, including carbon dioxide, that strongly absorb infrared radiation, thus warming the earth
- Alternative fuels are being sought to replace fossil fuels:
  - Hydrogen
  - Syngas from coal
  - Biofuels from plants such as corn and certain seed-producing plants

## REVIEW QUESTIONS

1. Define the following terms: potential energy, kinetic energy, path-dependent function, state function, system, surroundings.
2. Consider the following potential energy diagrams for two different reactions.



a.



b.

- Which plot represents an exothermic reaction? In plot a, do the reactants on average have stronger or weaker bonds than the products? In plot b, reactants must gain potential energy to convert to products. How does this occur?
3. What is the first law of thermodynamics? How can a system change its internal energy,  $E$ ? What are the sign conventions for thermodynamic quantities used in this text?
  4. When a gas expands, what is the sign of  $w$ ? Why? When a gas contracts, what is the sign of  $w$ ? Why? What are the signs of  $q$  and  $w$  for the process of boiling water?
  5. What is the heat gained/released at constant pressure equal to ( $q_P = ?$ )? What is the heat gained/released at constant volume equal to ( $q_V = ?$ )? Explain why  $\Delta H$  is obtained directly from a coffee-cup calorimeter, whereas  $\Delta E$  is obtained directly from a bomb calorimeter.
  6. High-quality audio amplifiers generate large amounts of heat. To dissipate the heat and prevent damage to the electronic components, heat-radiating metal fins are used. Would it be better to make these fins out of iron or aluminum? Why? (See Table 6.1 for specific heat capacities.)
  7. Explain how calorimetry works to calculate  $\Delta H$  or  $\Delta E$  for a reaction. Does the temperature of the calorimeter increase or decrease for an endothermic reaction? For an exothermic reaction? Explain.
  8. What is Hess's law? When a reaction is reversed, what happens to the sign and magnitude of  $\Delta H$  for that reversed reaction? When the coefficients in a balanced reaction are multiplied by a factor  $n$ , what happens to the sign and magnitude of  $\Delta H$  for that multiplied reaction?

9. Define the standard enthalpy of formation. What are standard states for elements and for compounds? Using Hess's law, illustrate why the formula  $\Delta H^\circ_{\text{reaction}} = \sum n_p \Delta H_f^\circ(\text{products}) - \sum n_r \Delta H_f^\circ(\text{reactants})$  works to calculate  $\Delta H^\circ$  for a reaction.
10. What are some of the problems associated with the world's dependence on fossil fuels? What are some alternative fuels for petroleum products?

### ► Active Learning Questions

These questions are designed to be used by groups of students in class.

1. Objects placed together eventually reach the same temperature. When you go into a room and touch a piece of metal in that room, it feels colder than a piece of plastic. Explain.
2. What is meant by the term *lower in energy*? Which is lower in energy, a mixture of hydrogen and oxygen gases or liquid water? How do you know? Which of the two is more stable? How do you know?
3. A fire is started in a fireplace by striking a match and lighting crumpled paper under some logs. Explain all the energy transfers in this scenario using the terms *exothermic*, *endothermic*, *system*, *surroundings*, *potential energy*, and *kinetic energy* in the discussion.
4. Liquid water turns to ice. Is this process endothermic or exothermic? Explain what is occurring using the terms *system*, *surroundings*, *heat*, *potential energy*, and *kinetic energy* in the discussion.
5. Consider the following statements: "Heat is a form of energy, and energy is conserved. The heat lost by a system must be equal to the amount of heat gained by the surroundings. Therefore, heat is conserved." Indicate everything you think is correct in these statements. Indicate everything you think is incorrect. Correct the incorrect statements and explain.
6. Consider 5.5 L of a gas at a pressure of 3.0 atm in a cylinder with a movable piston. The external pressure is changed so that the volume changes to 10.5 L.
  - a. Calculate the work done, and indicate the correct sign.
  - b. Use the preceding data but consider the process to occur in two steps. At the end of the first step, the volume is 7.0 L. The second step results in a final volume of 10.5 L. Calculate the work done, and indicate the correct sign.
  - c. Calculate the work done if after the first step the volume is 8.0 L and the second step leads to a volume of 10.5 L. Does the work differ from that in part b? Explain.
7. In Question 6 the work calculated for the different conditions in the various parts of the question was different even though the system had the same initial and final conditions. Based on this information, is work a state function?
  - a. Explain how you know that work is not a state function.
  - b. Why does the work increase with an increase in the number of steps?
  - c. Which two-step process resulted in more work, when the first step had the bigger change in volume or when the second step had the bigger change in volume? Explain.

8. Explain why oceanfront areas generally have smaller temperature fluctuations than inland areas.
9. Hess's law is really just another statement of the first law of thermodynamics. Explain.
10. In the equation  $w = -P\Delta V$ , why is there a negative sign?

A blue question or exercise number indicates that the answer to that question or exercise appears at the back of this book and a solution appears in the *Solutions Guide*, as found on PowerLecture.

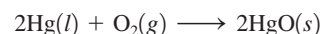
### ► Questions

11. Consider an airplane trip from Chicago, Illinois, to Denver, Colorado. List some path-dependent functions and some state functions for the plane trip.
12. How is average bond strength related to relative potential energies of the reactants and the products?
13. Assuming gasoline is pure  $\text{C}_8\text{H}_{18}(l)$ , predict the signs of  $q$  and  $w$  for the process of combusting gasoline into  $\text{CO}_2(g)$  and  $\text{H}_2\text{O}(g)$ .
14. What is the difference between  $\Delta H$  and  $\Delta E$ ?
15. The enthalpy change for the reaction



is  $-891$  kJ for the reaction *as written*.

- a. What quantity of heat is released for each mole of water formed?
  - b. What quantity of heat is released for each mole of oxygen reacted?
16. For the reaction  $\text{HgO}(s) \rightarrow \text{Hg}(l) + \frac{1}{2}\text{O}_2(g)$ ,  $\Delta H = +90.7$  kJ:
    - a. What quantity of heat is required to produce 1 mol of mercury by this reaction?
    - b. What quantity of heat is required to produce 1 mol of oxygen gas by this reaction?
    - c. What quantity of heat would be released in the following reaction as written?



17. The enthalpy of combustion of  $\text{CH}_4(g)$  when  $\text{H}_2\text{O}(l)$  is formed is  $-891$  kJ/mol and the enthalpy of combustion of  $\text{CH}_4(g)$  when  $\text{H}_2\text{O}(g)$  is formed is  $-803$  kJ/mol. Use these data and Hess's law to determine the enthalpy of vaporization for water.



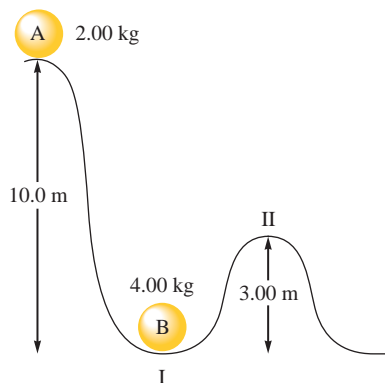
18. The enthalpy change for a reaction is a state function and it is an extensive property. Explain.
19. Standard enthalpies of formation are relative values. What are  $\Delta H_f^\circ$  values relative to?
20. Why is it a good idea to rinse your thermos bottle with hot water before filling it with hot coffee?
21. What is incomplete combustion of fossil fuels? Why can this be a problem?
22. Explain the advantages and disadvantages of hydrogen as an alternative fuel.

## ► Exercises

In this section similar exercises are paired.

### Potential and Kinetic Energy

23. Calculate the kinetic energy of a baseball (mass = 5.25 oz) with a velocity of  $1.0 \times 10^2$  mi/h.
24. Calculate the kinetic energy of an object with a mass of  $1.0 \times 10^{-5}$  g and a velocity of  $2.0 \times 10^5$  cm/s.
25. Which has the greater kinetic energy, an object with a mass of 2.0 kg and a velocity of 1.0 m/s or an object with a mass of 1.0 kg and a velocity of 2.0 m/s?
26. Consider the accompanying diagram. Ball A is allowed to fall and strike ball B. Assume that all of ball A's energy is transferred to ball B, at point I, and that there is no loss of energy to other sources. What is the kinetic energy and the potential energy of ball B at point II? The potential energy is given by  $PE = mgz$ , where  $m$  is the mass in kilograms,  $g$  is the gravitational constant ( $9.81 \text{ m/s}^2$ ), and  $z$  is the distance in meters.



### Heat and Work

27. A gas absorbs 45 kJ of heat and does 29 kJ of work. Calculate  $\Delta E$ .
28. A system releases 125 kJ of heat while 104 kJ of work is done on it. Calculate  $\Delta E$ .
29. Calculate  $\Delta E$  for each of the following.
  - a.  $q = -47 \text{ kJ}$ ,  $w = +88 \text{ kJ}$
  - b.  $q = +82 \text{ kJ}$ ,  $w = -47 \text{ kJ}$

- c.  $q = +47 \text{ kJ}$ ,  $w = 0$
- d. In which of these cases do the surroundings do work on the system?
30. A system undergoes a process consisting of the following two steps:
  - Step 1: The system absorbs 72 J of heat while 35 J of work is done on it.
  - Step 2: The system absorbs 35 J of heat while performing 72 J of work.

Calculate  $\Delta E$  for the overall process.

31. If the internal energy of a thermodynamic system is increased by 300. J while 75 J of expansion work is done, how much heat was transferred and in which direction, to or from the system?
32. Calculate the internal energy change for each of the following.
  - a. One hundred (100.) joules of work is required to compress a gas. At the same time, the gas releases 23 J of heat.
  - b. A piston is compressed from a volume of 8.30 L to 2.80 L against a constant pressure of 1.90 atm. In the process, there is a heat gain by the system of 350. J.
  - c. A piston expands against 1.00 atm of pressure from 11.2 L to 29.1 L. In the process, 1037 J of heat is absorbed.
33. A sample of an ideal gas at 15.0 atm and 10.0 L is allowed to expand against a constant external pressure of 2.00 atm at a constant temperature. Calculate the work in units of kJ for the gas expansion. (*Hint*: Boyle's law applies.)
34. A piston performs work of 210. L · atm on the surroundings, while the cylinder in which it is placed expands from 10. L to 25 L. At the same time, 45 J of heat is transferred from the surroundings to the system. Against what pressure was the piston working?
35. Consider a mixture of air and gasoline vapor in a cylinder with a piston. The original volume is 40.  $\text{cm}^3$ . If the combustion of this mixture releases 950. J of energy, to what volume will the gases expand against a constant pressure of 650. torr if all the energy of combustion is converted into work to push back the piston?
36. As a system increases in volume, it absorbs 52.5 J of energy in the form of heat from the surroundings. The piston is working against a pressure of 0.500 atm. The final volume of the system is 58.0 L. What was the initial volume of the system if the internal energy of the system decreased by 102.5 J?
37. A balloon filled with 39.1 mol helium has a volume of 876 L at  $0.0^\circ\text{C}$  and 1.00 atm pressure. The temperature of the balloon is increased to  $38.0^\circ\text{C}$  as it expands to a volume of 998 L, the pressure remaining constant. Calculate  $q$ ,  $w$ , and  $\Delta E$  for the helium in the balloon. (The molar heat capacity for helium gas is  $20.8 \text{ J/}^\circ\text{C} \cdot \text{mol}$ .)
38. One mole of  $\text{H}_2\text{O}(g)$  at 1.00 atm and  $100.^\circ\text{C}$  occupies a volume of 30.6 L. When one mole of  $\text{H}_2\text{O}(g)$  is condensed to one mole of  $\text{H}_2\text{O}(l)$  at 1.00 atm and  $100.^\circ\text{C}$ , 40.66 kJ of heat is released. If the density of  $\text{H}_2\text{O}(l)$  at this temperature and pressure is  $0.996 \text{ g/cm}^3$ , calculate  $\Delta E$  for the condensation of one mole of water at 1.00 atm and  $100.^\circ\text{C}$ .

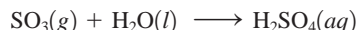
### Properties of Enthalpy

39. One of the components of polluted air is NO. It is formed in the high-temperature environment of internal combustion engines by the following reaction:



Why are high temperatures needed to convert  $\text{N}_2$  and  $\text{O}_2$  to NO?

40. The reaction



is the last step in the commercial production of sulfuric acid. The enthalpy change for this reaction is  $-227 \text{ kJ}$ . In designing a sulfuric acid plant, is it necessary to provide for heating or cooling of the reaction mixture? Explain.

41. Are the following processes exothermic or endothermic?
- When solid KBr is dissolved in water, the solution gets colder.
  - Natural gas ( $\text{CH}_4$ ) is burned in a furnace.
  - When concentrated  $\text{H}_2\text{SO}_4$  is added to water, the solution gets very hot.
  - Water is boiled in a teakettle.
42. Are the following processes exothermic or endothermic?
- the combustion of gasoline in a car engine
  - water condensing on a cold pipe
  - $\text{CO}_2(\text{s}) \longrightarrow \text{CO}_2(\text{g})$
  - $\text{F}_2(\text{g}) \longrightarrow 2\text{F}(\text{g})$

43. The overall reaction in a commercial heat pack can be represented as

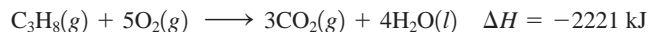


- How much heat is released when 4.00 mol iron is reacted with excess  $\text{O}_2$ ?
  - How much heat is released when 1.00 mol  $\text{Fe}_2\text{O}_3$  is produced?
  - How much heat is released when 1.00 g iron is reacted with excess  $\text{O}_2$ ?
  - How much heat is released when 10.0 g Fe and 2.00 g  $\text{O}_2$  are reacted?
44. Consider the following reaction:



- How much heat is evolved for the production of 1.00 mol  $\text{H}_2\text{O}(\text{l})$ ?
- How much heat is evolved when 4.03 g hydrogen is reacted with excess oxygen?
- How much heat is evolved when 186 g oxygen is reacted with excess hydrogen?
- The total volume of hydrogen gas needed to fill the *Hindenburg* was  $2.0 \times 10^8 \text{ L}$  at 1.0 atm and  $25^\circ\text{C}$ . How much heat was evolved when the *Hindenburg* exploded, assuming all of the hydrogen reacted?

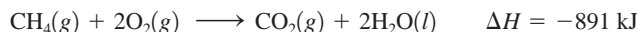
45. Consider the combustion of propane:



Assume that all the heat in Example 6.3 comes from the combustion of propane. What mass of propane must be burned to

furnish this amount of energy assuming the heat transfer process is 60.% efficient?

46. Consider the following reaction:



Calculate the enthalpy change for each of the following cases:

- 1.00 g methane is burned in excess oxygen.
- $1.00 \times 10^3 \text{ L}$  methane gas at 740. torr and  $25^\circ\text{C}$  is burned in excess oxygen.

47. For the process  $\text{H}_2\text{O}(\text{l}) \longrightarrow \text{H}_2\text{O}(\text{g})$  at 298 K and 1.0 atm,  $\Delta H$  is more positive than  $\Delta E$  by 2.5 kJ/mol. What does the 2.5 kJ/mol quantity represent?

48. For the following reactions at constant pressure, predict if  $\Delta H > \Delta E$ ,  $\Delta H < \Delta E$ , or  $\Delta H = \Delta E$ .

- $2\text{HF}(\text{g}) \longrightarrow \text{H}_2(\text{g}) + \text{F}_2(\text{g})$
- $\text{N}_2(\text{g}) + 3\text{H}_2(\text{g}) \longrightarrow 2\text{NH}_3(\text{g})$
- $4\text{NH}_3(\text{g}) + 5\text{O}_2(\text{g}) \longrightarrow 4\text{NO}(\text{g}) + 6\text{H}_2\text{O}(\text{g})$

### Calorimetry and Heat Capacity

49. Consider the substances in Table 6.1. Which substance requires the largest amount of energy to raise the temperature of 25.0 g of the substance from  $15.0^\circ\text{C}$  to  $37.0^\circ\text{C}$ ? Calculate the energy. Which substance in Table 6.1 has the largest temperature change when 550. g of the substance absorbs 10.7 kJ of energy? Calculate the temperature change.

50. The specific heat capacity of silver is  $0.24 \text{ J}^\circ\text{C} \cdot \text{g}$ .
- Calculate the energy required to raise the temperature of 150.0 g Ag from 273 K to 298 K.
  - Calculate the energy required to raise the temperature of 1.0 mol Ag by  $1.0^\circ\text{C}$  (called the *molar heat capacity* of silver).
  - It takes 1.25 kJ of energy to heat a sample of pure silver from  $12.0^\circ\text{C}$  to  $15.2^\circ\text{C}$ . Calculate the mass of the sample of silver.

51. A 5.00-g sample of one of the substances listed in Table 6.1 was heated from  $25.2^\circ\text{C}$  to  $55.1^\circ\text{C}$ , requiring 133 J to do so. What substance was it?

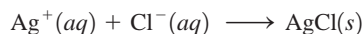
52. It takes 585 J of energy to raise the temperature of 125.6 g mercury from  $20.0^\circ\text{C}$  to  $53.5^\circ\text{C}$ . Calculate the specific heat capacity and the molar heat capacity of mercury.

53. A 30.0-g sample of water at 280. K is mixed with 50.0 g water at 330. K. Calculate the final temperature of the mixture assuming no heat loss to the surroundings.

54. A sample of nickel is heated to  $99.8^\circ\text{C}$  and placed in a coffee-cup calorimeter containing 150.0 g water at  $23.5^\circ\text{C}$ . After the metal cools, the final temperature of metal and water mixture is  $25.0^\circ\text{C}$ . If the specific heat capacity of nickel is  $0.444 \text{ J}^\circ\text{C} \cdot \text{g}$ , what mass of nickel was originally heated? Assume no heat loss to the surroundings.

55. A 5.00-g sample of aluminum pellets (specific heat capacity =  $0.89 \text{ J}^\circ\text{C} \cdot \text{g}$ ) and a 10.00-g sample of iron pellets (specific heat capacity =  $0.45 \text{ J}^\circ\text{C} \cdot \text{g}$ ) are heated to  $100.0^\circ\text{C}$ . The mixture of hot iron and aluminum is then dropped into 97.3 g water at  $22.0^\circ\text{C}$ . Calculate the final temperature of the metal and water mixture, assuming no heat loss to the surroundings.

56. Hydrogen gives off 120. J/g of energy when burned in oxygen, and methane gives off 50. J/g under the same circumstances. If a mixture of 5.0 g hydrogen and 10. g methane is burned, and the heat released is transferred to 50.0 g water at 25.0°C, what final temperature will be reached by the water?
57. A 150.0-g sample of a metal at 75.0°C is added to 150.0 g H<sub>2</sub>O at 15.0°C. The temperature of the water rises to 18.3°C. Calculate the specific heat capacity of the metal, assuming that all the heat lost by the metal is gained by the water.
58. A 110.-g sample of copper (specific heat capacity = 0.20 J/°C · g) is heated to 82.4°C and then placed in a container of water at 22.3°C. The final temperature of the water and copper is 24.9°C. What is the mass of the water in the container, assuming that all the heat lost by the copper is gained by the water?
59. In a coffee-cup calorimeter, 50.0 mL of 0.100 M AgNO<sub>3</sub> and 50.0 mL of 0.100 M HCl are mixed to yield the following reaction:



The two solutions were initially at 22.60°C, and the final temperature is 23.40°C. Calculate the heat that accompanies this reaction in kJ/mol of AgCl formed. Assume that the combined solution has a mass of 100.0 g and a specific heat capacity of 4.18 J/°C · g.

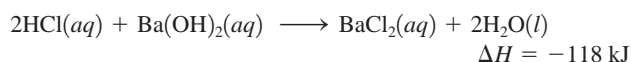
60. In a coffee-cup calorimeter, 100.0 mL of 1.0 M NaOH and 100.0 mL of 1.0 M HCl are mixed. Both solutions were originally at 24.6°C. After the reaction, the final temperature is 31.3°C. Assuming that all the solutions have a density of 1.0 g/cm<sup>3</sup> and a specific heat capacity of 4.18 J/°C · g, calculate the enthalpy change for the neutralization of HCl by NaOH. Assume that no heat is lost to the surroundings or to the calorimeter.
61. A coffee-cup calorimeter initially contains 125 g water at 24.2°C. Potassium bromide (10.5 g), also at 24.2°C, is added to the water, and after the KBr dissolves, the final temperature is 21.1°C. Calculate the enthalpy change for dissolving the salt in J/g and kJ/mol. Assume that the specific heat capacity of the solution is 4.18 J/°C · g and that no heat is transferred to the surroundings or to the calorimeter.
62. In a coffee-cup calorimeter, 1.60 g NH<sub>4</sub>NO<sub>3</sub> is mixed with 75.0 g water at an initial temperature of 25.00°C. After dissolution of the salt, the final temperature of the calorimeter contents is 23.34°C. Assuming the solution has a heat capacity of 4.18 J/°C · g and assuming no heat loss to the calorimeter, calculate the enthalpy change for the dissolution of NH<sub>4</sub>NO<sub>3</sub> in units of kJ/mol.

63. Consider the dissolution of CaCl<sub>2</sub>:



An 11.0-g sample of CaCl<sub>2</sub> is dissolved in 125 g water, with both substances at 25.0°C. Calculate the final temperature of the solution assuming no heat loss to the surroundings and assuming the solution has a specific heat capacity of 4.18 J/°C · g.

64. Consider the reaction

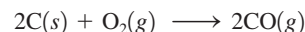


Calculate the heat when 100.0 mL of 0.500 M HCl is mixed with 300.0 mL of 0.100 M Ba(OH)<sub>2</sub>. Assuming that the temperature of both solutions was initially 25.0°C and that the final mixture has a mass of 400.0 g and a specific heat capacity of 4.18 J/°C · g, calculate the final temperature of the mixture.

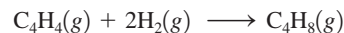
65. The heat capacity of a bomb calorimeter was determined by burning 6.79 g methane (energy of combustion = -802 kJ/mol CH<sub>4</sub>) in the bomb. The temperature changed by 10.8°C.
- What is the heat capacity of the bomb?
  - A 12.6-g sample of acetylene, C<sub>2</sub>H<sub>2</sub>, produced a temperature increase of 16.9°C in the same calorimeter. What is the energy of combustion of acetylene (in kJ/mol)?
66. The combustion of 0.1584 g benzoic acid increases the temperature of a bomb calorimeter by 2.54°C. Calculate the heat capacity of this calorimeter. (The energy released by combustion of benzoic acid is 26.42 kJ/g.) A 0.2130-g sample of vanillin (C<sub>8</sub>H<sub>8</sub>O<sub>3</sub>) is then burned in the same calorimeter, and the temperature increases by 3.25°C. What is the energy of combustion per gram of vanillin? Per mole of vanillin?

### Hess's Law

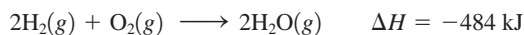
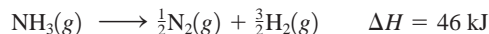
67. The enthalpy of combustion of solid carbon to form carbon dioxide is -393.7 kJ/mol carbon, and the enthalpy of combustion of carbon monoxide to form carbon dioxide is -283.3 kJ/mol CO. Use these data to calculate ΔH for the reaction




68. Combustion reactions involve reacting a substance with oxygen. When compounds containing carbon and hydrogen are combusted, carbon dioxide and water are the products. Using the enthalpies of combustion for C<sub>4</sub>H<sub>4</sub> (-2341 kJ/mol), C<sub>4</sub>H<sub>8</sub> (-2755 kJ/mol), and H<sub>2</sub> (-286 kJ/mol), calculate ΔH for the reaction



69. Given the following data

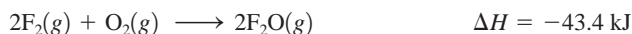
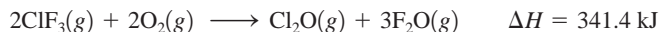
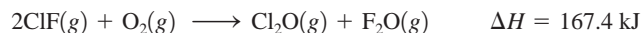


calculate ΔH for the reaction

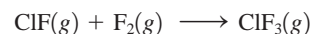


On the basis of the enthalpy change, is this a useful reaction for the synthesis of ammonia?

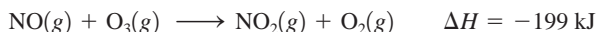
70. Given the following data



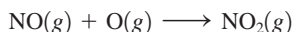
calculate ΔH for the reaction




71. Given the following data



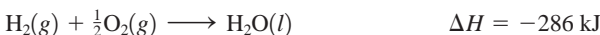
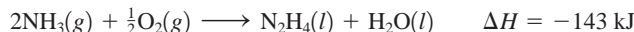
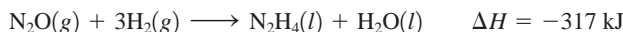
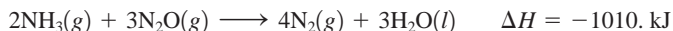
calculate  $\Delta H$  for the reaction



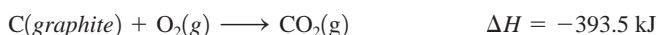
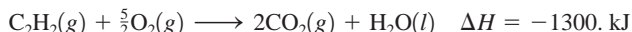
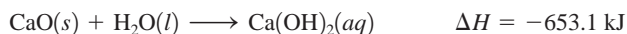
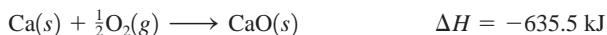
72. Calculate  $\Delta H$  for the reaction



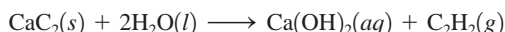
given the following data:



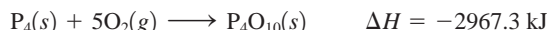
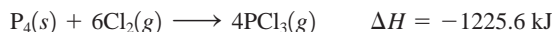
73. Given the following data



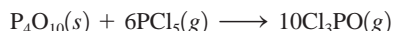
calculate  $\Delta H$  for the reaction



74. Given the following data



calculate  $\Delta H$  for the reaction



### Standard Enthalpies of Formation

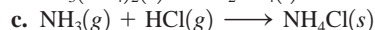
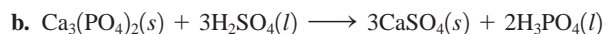
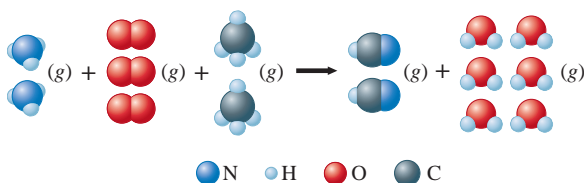
75. Give the definition of the standard enthalpy of formation for a substance. Write separate reactions for the formation of NaCl,  $\text{H}_2\text{O}$ ,  $\text{C}_6\text{H}_{12}\text{O}_6$ , and  $\text{PbSO}_4$  that have  $\Delta H^\circ$  values equal to  $\Delta H_f^\circ$  for each compound.

76. Write reactions for which the enthalpy change will be

- $\Delta H_f^\circ$  for solid aluminum oxide.
- The standard enthalpy of combustion of liquid ethanol,  $\text{C}_2\text{H}_5\text{OH}(l)$ .
- The standard enthalpy of neutralization of sodium hydroxide solution by hydrochloric acid.
- $\Delta H_f^\circ$  for gaseous vinyl chloride,  $\text{C}_2\text{H}_3\text{Cl}(g)$ .
- The enthalpy of combustion of liquid benzene,  $\text{C}_6\text{H}_6(l)$ .
- The enthalpy of solution of solid ammonium bromide.

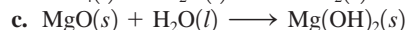
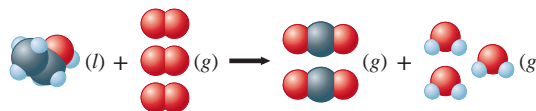
77. Use the values of  $\Delta H_f^\circ$  in Appendix 4 to calculate  $\Delta H^\circ$  for the following reactions.

a.


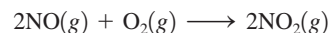


78. Use the values of  $\Delta H_f^\circ$  in Appendix 4 to calculate  $\Delta H^\circ$  for the following reactions. (See Exercise 77.)

a.

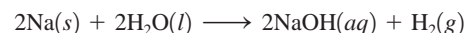
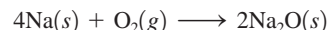


79. The Ostwald process for the commercial production of nitric acid from ammonia and oxygen involves the following steps:



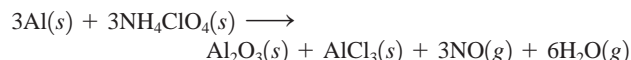
- Use the values of  $\Delta H_f^\circ$  in Appendix 4 to calculate the value of  $\Delta H^\circ$  for each of the preceding reactions.
- Write the overall equation for the production of nitric acid by the Ostwald process by combining the preceding equations. (Water is also a product.) Is the overall reaction exothermic or endothermic?

80. Calculate  $\Delta H^\circ$  for each of the following reactions using the data in Appendix 4:



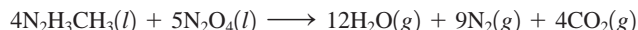
Explain why a water or carbon dioxide fire extinguisher might not be effective in putting out a sodium fire.

81. The reusable booster rockets of the space shuttle use a mixture of aluminum and ammonium perchlorate as fuel. A possible reaction is



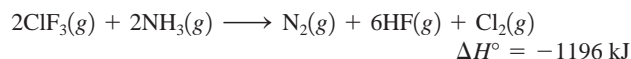
Calculate  $\Delta H^\circ$  for this reaction.

82. The space shuttle orbiter utilizes the oxidation of methylhydrazine by dinitrogen tetroxide for propulsion:



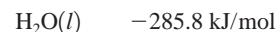
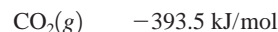
Calculate  $\Delta H^\circ$  for this reaction.

83. Consider the reaction




Calculate  $\Delta H_f^\circ$  for  $\text{ClF}_3(g)$ .

84. The standard enthalpy of combustion of ethene gas,  $\text{C}_2\text{H}_4(g)$ , is  $-1411.1 \text{ kJ/mol}$  at 298 K. Given the following enthalpies of formation, calculate  $\Delta H_f^\circ$  for  $\text{C}_2\text{H}_4(g)$ .



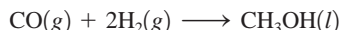
## Energy Consumption and Sources

85. Water gas is produced from the reaction of steam with coal:



Assuming that coal is pure graphite, calculate  $\Delta H^\circ$  for this reaction.

86. Syngas can be burned directly or converted to methanol. Calculate  $\Delta H^\circ$  for the reaction



87. Ethanol ( $\text{C}_2\text{H}_5\text{OH}$ ) has been proposed as an alternative fuel. Calculate the standard enthalpy of combustion per gram of liquid ethanol.

88. Methanol ( $\text{CH}_3\text{OH}$ ) has also been proposed as an alternative fuel. Calculate the standard enthalpy of combustion per gram of liquid methanol and compare this answer to that for ethanol in Exercise 87.

89. Some automobiles and buses have been equipped to burn propane ( $\text{C}_3\text{H}_8$ ). Compare the amounts of energy that can be obtained per gram of  $\text{C}_3\text{H}_8(g)$  and per gram of gasoline, assuming that gasoline is pure octane,  $\text{C}_8\text{H}_{18}(l)$ . (See Example 6.11.) Look up the boiling point of propane. What disadvantages are there to using propane instead of gasoline as a fuel?

90. Acetylene ( $\text{C}_2\text{H}_2$ ) and butane ( $\text{C}_4\text{H}_{10}$ ) are gaseous fuels with enthalpies of combustion of  $-49.9$  kJ/g and  $-49.5$  kJ/g, respectively. Compare the energy available from the combustion of a given volume of acetylene to the combustion energy from the same volume of butane at the same temperature and pressure.

91. Assume that  $4.19 \times 10^6$  kJ of energy is needed to heat a home. If this energy is derived from the combustion of methane ( $\text{CH}_4$ ), what volume of methane, measured at STP, must be burned? ( $\Delta H^\circ_{\text{combustion}}$  for  $\text{CH}_4 = -891$  kJ/mol)

92. The complete combustion of acetylene,  $\text{C}_2\text{H}_2(g)$ , produces 1300. kJ of energy per mole of acetylene consumed. How many grams of acetylene must be burned to produce enough heat to raise the temperature of 1.00 gal water by  $10.0^\circ\text{C}$  if the process is 80.0% efficient? Assume the density of water is  $1.00$  g/cm<sup>3</sup>.

## ▶ Connecting to Biochemistry

93. The equation for the fermentation of glucose to alcohol and carbon dioxide is



The enthalpy change for the reaction is  $-67$  kJ. Is the reaction exothermic or endothermic? Is energy, in the form of heat, absorbed or evolved as the reaction occurs?

94. One way to lose weight is to exercise! Walking briskly at 4.0 miles per hour for an hour consumes about 400 kcal of energy. How many hours would you have to walk at 4.0 miles per hour to lose one pound of body fat? One gram of body fat is equivalent to 7.7 kcal of energy. There are 454 g in 1 lb.

95. It has been determined that the body can generate 5500 kJ of energy during one hour of strenuous exercise. Perspiration is the body's mechanism for eliminating this heat. What mass of water would have to be evaporated through perspiration to rid the body of the heat generated during two hours of exercise? (The heat of vaporization of water is 40.6 kJ/mol.)

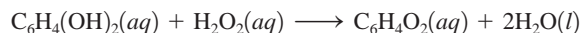
96. A biology experiment requires the preparation of a water bath at  $37.0^\circ\text{C}$  (body temperature). The temperature of the cold tap water is  $22.0^\circ\text{C}$ , and the temperature of the hot tap water is  $55.0^\circ\text{C}$ . If a student starts with 90.0 g cold water, what mass of hot water must be added to reach  $37.0^\circ\text{C}$ ?

97. Quinone is an important type of molecule that is involved in photosynthesis. The transport of electrons mediated by quinone in certain enzymes allows plants to take water, carbon dioxide, and the energy of sunlight to create glucose. A 0.1964-g sample of quinone ( $\text{C}_6\text{H}_4\text{O}_2$ ) is burned in a bomb calorimeter with a heat capacity of 1.56 kJ/ $^\circ\text{C}$ . The temperature of the calorimeter increases by  $3.2^\circ\text{C}$ . Calculate the energy of combustion of quinone per gram and per mole.

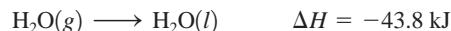
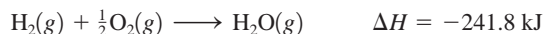
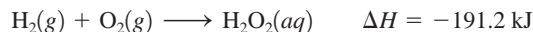
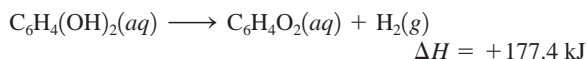
98. Combustion of table sugar produces  $\text{CO}_2(g)$  and  $\text{H}_2\text{O}(l)$ . When 1.46 g table sugar is combusted in a constant-volume (bomb) calorimeter, 24.00 kJ of heat is liberated.

- Assuming that table sugar is pure sucrose,  $\text{C}_{12}\text{H}_{22}\text{O}_{11}(s)$ , write the balanced equation for the combustion reaction.
- Calculate  $\Delta E$  in kJ/mol  $\text{C}_{12}\text{H}_{22}\text{O}_{11}$  for the combustion reaction of sucrose.
- Calculate  $\Delta H$  in kJ/mol  $\text{C}_{12}\text{H}_{22}\text{O}_{11}$  for the combustion reaction of sucrose at  $25^\circ\text{C}$ .

99. The bombardier beetle uses an explosive discharge as a defensive measure. The chemical reaction involved is the oxidation of hydroquinone by hydrogen peroxide to produce quinone and water:



Calculate  $\Delta H$  for this reaction from the following data:



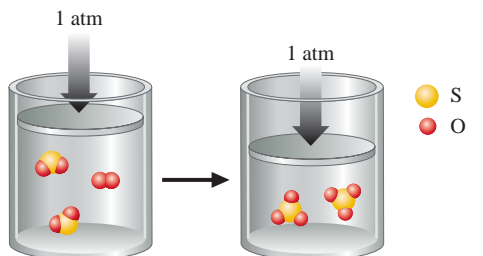
100. Photosynthetic plants use the following reaction to produce glucose, cellulose, and so forth:



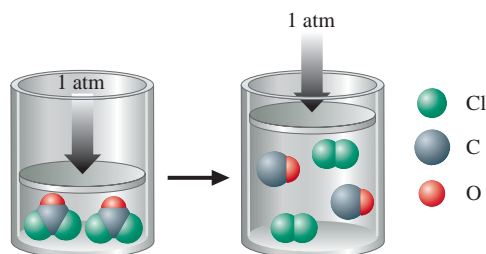
How might extensive destruction of forests exacerbate the greenhouse effect?

## ▶ Additional Exercises

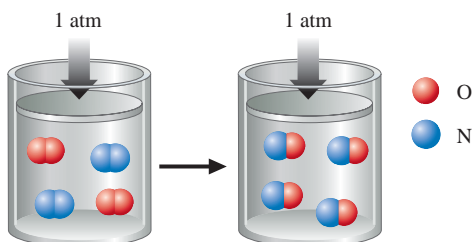
101. Three gas-phase reactions were run in a constant-pressure piston apparatus as shown in the following illustration. For each reaction, give the balanced reaction and predict the sign of  $w$  (the work done) for the reaction.



a.



b.



c.

If just the balanced reactions were given, how could you predict the sign of  $w$  for a reaction?

102. Consider the following changes:

- $\text{N}_2(g) \longrightarrow \text{N}_2(l)$
- $\text{CO}(g) + \text{H}_2\text{O}(g) \longrightarrow \text{H}_2(g) + \text{CO}_2(g)$
- $\text{Ca}_3\text{P}_2(s) + 6\text{H}_2\text{O}(l) \longrightarrow 3\text{Ca}(\text{OH})_2(s) + 2\text{PH}_3(g)$
- $2\text{CH}_3\text{OH}(l) + 3\text{O}_2(g) \longrightarrow 2\text{CO}_2(g) + 4\text{H}_2\text{O}(l)$
- $\text{I}_2(s) \longrightarrow \text{I}_2(g)$

At constant temperature and pressure, in which of these changes is work done by the system on the surroundings? By the surroundings on the system? In which of them is no work done?


103. Consider the following cyclic process carried out in two steps on a gas:

Step 1: 45 J of heat is added to the gas, and 10. J of expansion work is performed.

Step 2: 60. J of heat is removed from the gas as the gas is compressed back to the initial state.

Calculate the work for the gas compression in step 2.

104. Calculate  $\Delta H^\circ$  for the reaction



A 5.00-g chunk of potassium is dropped into 1.00 kg water at 24.0°C. What is the final temperature of the water after the preceding reaction occurs? Assume that all the heat is used to raise

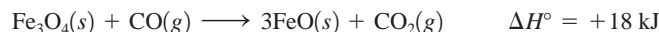
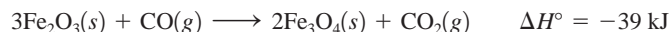
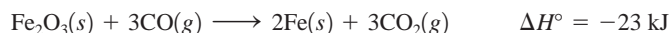
the temperature of the water. (Never run this reaction. It is very dangerous; it bursts into flame!)

105. The enthalpy of neutralization for the reaction of a strong acid with a strong base is  $-56 \text{ kJ/mol}$  water produced. How much energy will be released when 200.0 mL of 0.400  $M$  HCl is mixed with 150.0 mL of 0.500  $M$  NaOH?
106. When 1.00 L of 2.00  $M$   $\text{Na}_2\text{SO}_4$  solution at 30.0°C is added to 2.00 L of 0.750  $M$   $\text{Ba}(\text{NO}_3)_2$  solution at 30.0°C in a calorimeter, a white solid ( $\text{BaSO}_4$ ) forms. The temperature of the mixture increases to 42.0°C. Assuming that the specific heat capacity of the solution is  $6.37 \text{ J}^\circ\text{C} \cdot \text{g}$  and that the density of the final solution is 2.00  $\text{g/mL}$ , calculate the enthalpy change per mole of  $\text{BaSO}_4$  formed.
107. If a student performs an endothermic reaction in a calorimeter, how does the calculated value of  $\Delta H$  differ from the actual value if the heat exchanged with the calorimeter is not taken into account?
108. In a bomb calorimeter, the reaction vessel is surrounded by water that must be added for each experiment. Since the amount of water is not constant from experiment to experiment, the mass of water must be measured in each case. The heat capacity of the calorimeter is broken down into two parts: the water and the calorimeter components. If a calorimeter contains 1.00 kg water and has a total heat capacity of 10.84  $\text{kJ}^\circ\text{C}$ , what is the heat capacity of the calorimeter components?
109. The bomb calorimeter in Exercise 108 is filled with 987 g water. The initial temperature of the calorimeter contents is 23.32°C. A 1.056-g sample of benzoic acid ( $\Delta E_{\text{comb}} = -26.42 \text{ kJ/g}$ ) is combusted in the calorimeter. What is the final temperature of the calorimeter contents?
110. Consider the two space shuttle fuel reactions in Exercises 81 and 82. Which reaction produces more energy per kilogram of reactant mixture (stoichiometric amounts)?
111. Consider the following equations:




Suppose the first equation is reversed and multiplied by  $\frac{1}{6}$ , the second and third equations are divided by 2, and the three adjusted equations are added. What is the net reaction and what is the overall heat of this reaction?

112. Given the following data

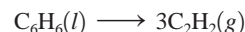


calculate  $\Delta H^\circ$  for the reaction



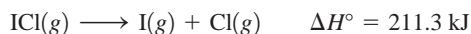
113. At 298 K, the standard enthalpies of formation for  $\text{C}_2\text{H}_2(g)$  and  $\text{C}_6\text{H}_6(l)$  are 227  $\text{kJ/mol}$  and 49  $\text{kJ/mol}$ , respectively.

a. Calculate  $\Delta H^\circ$  for

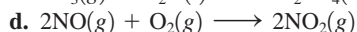
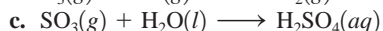
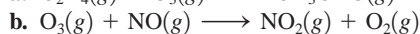
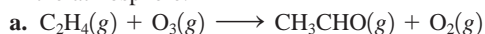


- b. Both acetylene ( $C_2H_2$ ) and benzene ( $C_6H_6$ ) can be used as fuels. Which compound would liberate more energy per gram when combusted in air?

114. Using the following data, calculate the standard heat of formation of  $ICl(g)$  in  $kJ/mol$ :

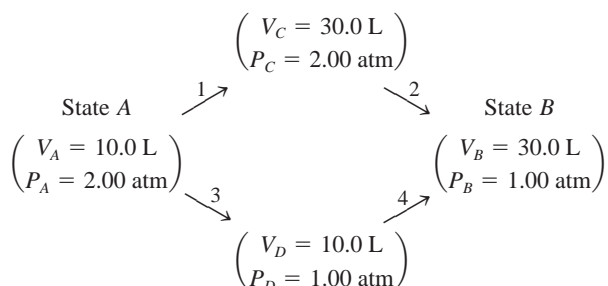


115. Calculate  $\Delta H^\circ$  for each of the following reactions, which occur in the atmosphere.

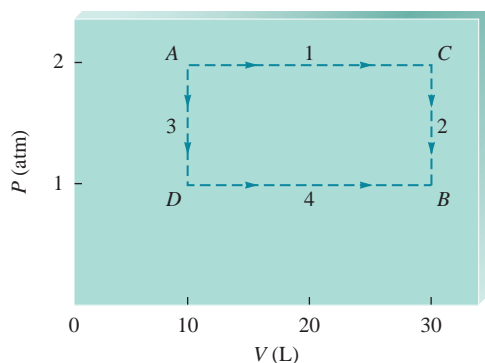


### ► Challenge Problems

116. Consider 2.00 mol of an ideal gas that is taken from state A ( $P_A = 2.00 \text{ atm}$ ,  $V_A = 10.0 \text{ L}$ ) to state B ( $P_B = 1.00 \text{ atm}$ ,  $V_B = 30.0 \text{ L}$ ) by two different pathways:



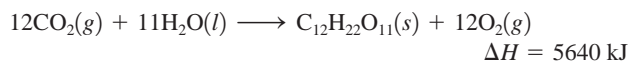
These pathways are summarized on the following graph of  $P$  versus  $V$ :



Calculate the work (in units of J) associated with the two pathways. Is work a state function? Explain.

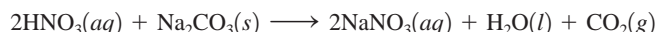
117. Calculate  $w$  and  $\Delta E$  when one mole of a liquid is vaporized at its boiling point ( $80.^\circ\text{C}$ ) and 1.00 atm pressure.  $\Delta H_{\text{vap}}$  for the liquid is  $30.7 \text{ kJ/mol}^{-1}$  at  $80.^\circ\text{C}$ .
118. The sun supplies energy at a rate of about 1.0 kilowatt per square meter of surface area (1 watt = 1 J/s). The plants in an agricultural field produce the equivalent of 20. kg sucrose ( $C_{12}H_{22}O_{11}$ )

per hour per hectare (1 ha = 10,000  $m^2$ ). Assuming that sucrose is produced by the reaction

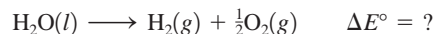


calculate the percentage of sunlight used to produce the sucrose—that is, determine the efficiency of photosynthesis.

119. The best solar panels currently available are about 13% efficient in converting sunlight to electricity. A typical home will use about 40. kWh of electricity per day (1 kWh = 1 kilowatt hour; 1 kW = 1000 J/s). Assuming 8.0 hours of useful sunlight per day, calculate the minimum solar panel surface area necessary to provide all of a typical home's electricity. (See Exercise 118 for the energy rate supplied by the sun.)
120. On Easter Sunday, April 3, 1983, nitric acid spilled from a tank car near downtown Denver, Colorado. The spill was neutralized with sodium carbonate:



- a. Calculate  $\Delta H^\circ$  for this reaction. Approximately  $2.0 \times 10^4$  gal nitric acid was spilled. Assume that the acid was an aqueous solution containing 70.0%  $HNO_3$  by mass with a density of  $1.42 \text{ g/cm}^3$ . What mass of sodium carbonate was required for complete neutralization of the spill, and what quantity of heat was evolved? ( $\Delta H_f^\circ$  for  $NaNO_3(aq)$  =  $-467 \text{ kJ/mol}$ )
- b. According to *The Denver Post* for April 4, 1983, authorities feared that dangerous air pollution might occur during the neutralization. Considering the magnitude of  $\Delta H^\circ$ , what was their major concern?
121. A piece of chocolate cake contains about 400 Calories. A nutritional Calorie is equal to 1000 calories (thermochemical calories), which is equal to 4.184 kJ. How many 8-in-high steps must a 180-lb man climb to expend the 400 Cal from the piece of cake? See Exercise 26 for the formula for potential energy.
122. The standard enthalpy of formation of  $H_2O(l)$  at 298 K is  $-285.8 \text{ kJ/mol}$ . Calculate the change in internal energy for the following process at 298 K and 1 atm:



(Hint: Using the ideal gas equation, derive an expression for work in terms of  $n$ ,  $R$ , and  $T$ .)

123. You have a 1.00-mol sample of water at  $-30.^\circ\text{C}$  and you heat it until you have gaseous water at  $140.^\circ\text{C}$ . Calculate  $q$  for the entire process. Use the following data.

$$\text{Specific heat capacity of ice} = 2.03 \text{ J/}^\circ\text{C} \cdot \text{g}$$

$$\text{Specific heat capacity of water} = 4.18 \text{ J/}^\circ\text{C} \cdot \text{g}$$

$$\text{Specific heat capacity of steam} = 2.02 \text{ J/}^\circ\text{C} \cdot \text{g}$$

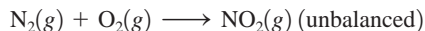


124. A 500.0-g sample of an element at  $195^\circ\text{C}$  is dropped into an ice–water mixture; 109.5 g ice melts and an ice–water mixture remains. Calculate the specific heat of the element. See Exercise 123 for pertinent information.

## ► Integrative Problems

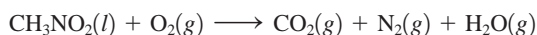
These problems require the integration of multiple concepts to find the solutions.

125. The preparation of  $\text{NO}_2(g)$  from  $\text{N}_2(g)$  and  $\text{O}_2(g)$  is an endothermic reaction:



The enthalpy change of reaction for the balanced equation (with lowest whole-number coefficients) is  $\Delta H = 67.7 \text{ kJ}$ . If  $2.50 \times 10^2 \text{ mL N}_2(g)$  at  $100.^\circ\text{C}$  and  $3.50 \text{ atm}$  and  $4.50 \times 10^2 \text{ mL O}_2(g)$  at  $100.^\circ\text{C}$  and  $3.50 \text{ atm}$  are mixed, what amount of heat is necessary to synthesize the maximum yield of  $\text{NO}_2(g)$ ?

126. Nitromethane,  $\text{CH}_3\text{NO}_2$ , can be used as a fuel. When the liquid is burned, the (unbalanced) reaction is mainly



- The standard enthalpy change of reaction ( $\Delta H^\circ_{\text{rxn}}$ ) for the balanced reaction (with lowest whole-number coefficients) is  $-1288.5 \text{ kJ}$ . Calculate the  $\Delta H^\circ_f$  for nitromethane.
  - A 15.0-L flask containing a sample of nitromethane is filled with  $\text{O}_2$  and the flask is heated to  $100.^\circ\text{C}$ . At this temperature, and after the reaction is complete, the total pressure of all the gases inside the flask is  $950. \text{ torr}$ . If the mole fraction of nitrogen ( $\chi_{\text{nitrogen}}$ ) is  $0.134$  after the reaction is complete, what mass of nitrogen was produced?
127. A cubic piece of uranium metal (specific heat capacity =  $0.117 \text{ J/}^\circ\text{C} \cdot \text{g}$ ) at  $200.0^\circ\text{C}$  is dropped into  $1.00 \text{ L}$  deuterium oxide (“heavy water,” specific heat capacity =  $4.211 \text{ J/}^\circ\text{C} \cdot \text{g}$ ) at  $25.5^\circ\text{C}$ . The final temperature of the uranium and deuterium oxide mixture is  $28.5^\circ\text{C}$ . Given the densities of uranium ( $19.05 \text{ g/cm}^3$ ) and deuterium oxide ( $1.11 \text{ g/mL}$ ), what is the edge length of the cube of uranium?

## ► Marathon Problems\*

These problems are designed to incorporate several concepts and techniques into one situation.

128. A sample consisting of  $22.7 \text{ g}$  of a nongaseous, unstable compound X is placed inside a metal cylinder with a radius of

$8.00 \text{ cm}$ , and a piston is carefully placed on the surface of the compound so that, for all practical purposes, the distance between the bottom of the cylinder and the piston is zero. (A hole in the piston allows trapped air to escape as the piston is placed on the compound; then this hole is plugged so that nothing inside the cylinder can escape.) The piston-and-cylinder apparatus is carefully placed in  $10.00 \text{ kg}$  water at  $25.00^\circ\text{C}$ . The barometric pressure is  $778 \text{ torr}$ .

When the compound spontaneously decomposes, the piston moves up, the temperature of the water reaches a maximum of  $29.52^\circ\text{C}$ , and then it gradually decreases as the water loses heat to the surrounding air. The distance between the piston and the bottom of the cylinder, at the maximum temperature, is  $59.8 \text{ cm}$ . Chemical analysis shows that the cylinder contains  $0.300 \text{ mol}$  carbon dioxide,  $0.250 \text{ mol}$  liquid water,  $0.025 \text{ mol}$  oxygen gas, and an undetermined amount of a gaseous element A.

It is known that the enthalpy change for the decomposition of X, according to the reaction described above, is  $-1893 \text{ kJ/mol X}$ . The standard enthalpies of formation for gaseous carbon dioxide and liquid water are  $-393.5 \text{ kJ/mol}$  and  $-286 \text{ kJ/mol}$ , respectively. The heat capacity for water is  $4.184 \text{ J/}^\circ\text{C} \cdot \text{g}$ . The conversion factor between  $\text{L} \cdot \text{atm}$  and  $\text{J}$  can be determined from the two values for the gas constant  $R$ , namely,  $0.08206 \text{ L} \cdot \text{atm/K} \cdot \text{mol}$  and  $8.3145 \text{ J/K} \cdot \text{mol}$ . The vapor pressure of water at  $29.5^\circ\text{C}$  is  $31 \text{ torr}$ . Assume that the heat capacity of the piston-and-cylinder apparatus is negligible and that the piston has negligible mass.

Given the preceding information, determine

- The formula for X.
  - The pressure–volume work (in  $\text{kJ}$ ) for the decomposition of the  $22.7\text{-g}$  sample of X.
  - The molar change in internal energy for the decomposition of X and the approximate standard enthalpy of formation for X.
129. A gaseous hydrocarbon reacts completely with oxygen gas to form carbon dioxide and water vapor. Given the following data, determine  $\Delta H^\circ_f$  for the hydrocarbon:

$$\Delta H^\circ_{\text{rxn}} = -2044.5 \text{ kJ/mol hydrocarbon}$$

$$\Delta H^\circ_f(\text{CO}_2) = -393.5 \text{ kJ/mol}$$

$$\Delta H^\circ_f(\text{H}_2\text{O}) = -242 \text{ kJ/mol}$$

Density of  $\text{CO}_2$  and  $\text{H}_2\text{O}$  product mixture at  $1.00 \text{ atm}$ ,  $200.^\circ\text{C}$  =  $0.751 \text{ g/L}$ .

The density of the hydrocarbon is less than the density of  $\text{Kr}$  at the same conditions.

\*Used with permission from the *Journal of Chemical Education*, Vol. 68, No. 11, 1991, pp. 919–922; copyright © 1991, Division of Chemical Education, Inc.



# Atomic Structure and Periodicity

- 7.1 ▶ Electromagnetic Radiation
- 7.2 ▶ The Nature of Matter  
The Photoelectric Effect
- 7.3 ▶ The Atomic Spectrum of Hydrogen
- 7.4 ▶ The Bohr Model
- 7.5 ▶ The Quantum Mechanical Model of the Atom  
The Physical Meaning of a Wave Function
- 7.6 ▶ Quantum Numbers
- 7.7 ▶ Orbital Shapes and Energies
- 7.8 ▶ Electron Spin and the Pauli Principle
- 7.9 ▶ Polyelectronic Atoms
- 7.10 ▶ The History of the Periodic Table
- 7.11 ▶ The Aufbau Principle and the Periodic Table
- 7.12 ▶ Periodic Trends in Atomic Properties  
Ionization Energy  
Electron Affinity  
Atomic Radius
- 7.13 ▶ The Properties of a Group: The Alkali Metals  
Information Contained in the Periodic Table  
The Alkali Metals

The line spectra of a number of gases. Each spectrum is unique and allows the identification of the elements. From top to bottom, the spectra represent bromine, deuterium, helium, hydrogen, krypton, mercury, neon, water vapor, and xenon.

**I**n the past 200 years, a great deal of experimental evidence has accumulated to support the atomic model. This theory has proved to be both extremely useful and physically reasonable. When atoms were first suggested by the Greek philosophers Democritus and Leucippus about 400 B.C., the concept was based mostly on intuition. In fact, for the following 20 centuries, no convincing experimental evidence was available to support the existence of atoms. The first real scientific data were gathered by Lavoisier and others from quantitative measurements of chemical reactions. The results of these stoichiometric experiments led John Dalton to propose the first systematic atomic theory. Dalton's theory, although crude, has stood the test of time extremely well.

Once we came to “believe in” atoms, it was logical to ask: What is the nature of an atom? Does an atom have parts, and if so, what are they? In Chapter 2 we considered some of the experiments most important for shedding light on the nature of the atom. Now we will see how the atomic theory has evolved to its present state.

One of the most striking things about the chemistry of the elements is the periodic repetition of properties. There are several groups of elements that show great similarities in chemical behavior. As we saw in Chapter 2, these similarities led to the development of the periodic table of the elements. In this chapter we will see that the modern theory of atomic structure accounts for periodicity in terms of the electron arrangements in atoms.

However, before we examine atomic structure, we must consider the revolution that took place in physics in the first 30 years of the twentieth century. During that time, experiments were carried out, the results of which could not be explained by the theories of classical physics developed by Isaac Newton and many others who followed him. A radical new theory called *quantum mechanics* was developed to account for the behavior of light and atoms. This “new physics” provides many surprises for humans who are used to the macroscopic world, but it seems to account flawlessly (within the bounds of necessary approximations) for the behavior of matter.

As the first step in our exploration of this revolution in science we will consider the properties of light, more properly called *electromagnetic radiation*.

## 7.1 ► Electromagnetic Radiation

One of the ways that energy travels through space is by **electromagnetic radiation**. The light from the sun, the energy used to cook food in a microwave oven, the X rays used by dentists, and the radiant heat from a fireplace are all examples of electromagnetic radiation. Although these forms of radiant energy seem quite different, they all exhibit the same type of wavelike behavior and travel at the speed of light in a vacuum.

Waves have three primary characteristics: wavelength, frequency, and speed. **Wavelength** (symbolized by the lowercase Greek letter lambda,  $\lambda$ ) is the *distance between two consecutive peaks or troughs in a wave*, as shown in Fig. 7.1. The **frequency** (symbolized by the lowercase Greek letter nu,  $\nu$ ) is defined as the *number of waves (cycles) per second that pass a given point in space*. Since all types of electromagnetic radiation travel at the speed of light, short-wavelength radiation must have a high frequency. You can see

Wavelength  $\lambda$  and frequency  $\nu$  are inversely related.



a fireplace transmit heat energy by infrared radiation. In a microwave oven the water molecules in food absorb microwave radiation, which increases their motions. This energy is then transferred to other types of molecules via collisions, causing an increase in the food's temperature. As we proceed in the study of chemistry, we will consider many of the classes of electromagnetic radiation and the ways in which they affect matter.

## EXAMPLE 7.1

## Frequency of Electromagnetic Radiation



When a strontium salt is dissolved in methanol (with a little water) and ignited, it gives a brilliant red flame. The red color is produced by emission of light when electrons, excited by the energy of the burning methanol, fall back to their ground states.

The brilliant red colors seen in fireworks are due to the emission of light with wavelengths around 650 nm when strontium salts such as  $\text{Sr}(\text{NO}_3)_2$  and  $\text{SrCO}_3$  are heated. (This can be easily demonstrated in the lab by dissolving one of these salts in methanol that contains a little water and igniting the mixture in an evaporating dish.) Calculate the frequency of red light of wavelength  $6.50 \times 10^2$  nm.

## Solution

We can convert wavelength to frequency using the equation

$$\lambda\nu = c \quad \text{or} \quad \nu = \frac{c}{\lambda}$$

where  $c = 2.9979 \times 10^8$  m/s. In this case  $\lambda = 6.50 \times 10^2$  nm. Changing the wavelength to meters, we have

$$6.50 \times 10^2 \text{ nm} \times \frac{1 \text{ m}}{10^9 \text{ nm}} = 6.50 \times 10^{-7} \text{ m}$$

and

$$\nu = \frac{c}{\lambda} = \frac{2.9979 \times 10^8 \text{ m/s}}{6.50 \times 10^{-7} \text{ m}} = 4.61 \times 10^{14} \text{ s}^{-1} = 4.61 \times 10^{14} \text{ Hz}$$

SEE EXERCISES 7.37 AND 7.38

## 7.2 ► The Nature of Matter

It is probably fair to say that at the end of the nineteenth century, physicists were feeling rather smug. Theories could explain phenomena as diverse as the motions of the planets and the dispersion of visible light by a prism. Rumor has it that students were being discouraged from pursuing physics as a career because it was felt that all the major problems had been solved, or at least described in terms of the current physical theories.

At the end of the nineteenth century, the idea prevailed that matter and energy were distinct. Matter was thought to consist of particles, whereas energy in the form of light (electromagnetic radiation) was described as a wave. Particles were things that had mass and whose position in space could be specified. Waves were described as massless and delocalized; that is, their position in space could not be specified. It also was assumed that there was no intermingling of matter and light. Everything known before 1900 seemed to fit neatly into this view.

At the beginning of the twentieth century, however, certain experimental results suggested that this picture was incorrect. The first important advance came in 1900 from the German physicist Max Planck (1858–1947). Studying the radiation profiles emitted by solid bodies heated to incandescence, Planck found that the results could not be explained in terms of the physics of his day, which held that matter could absorb or emit any quantity



Energy can be gained or lost only in integer multiples of  $h\nu$ .

Planck's constant =  $6.626 \times 10^{-34} \text{ J} \cdot \text{s}$ .

When alternating current at 110 volts is applied to a dill pickle, a glowing discharge occurs. The current flowing between the electrodes (forks), which is supported by the  $\text{Na}^+$  and  $\text{Cl}^-$  ions present, apparently causes some sodium atoms to form in an excited state. When these atoms relax to the ground state, they emit visible light at 589 nm, producing the yellow glow reminiscent of sodium vapor lamps.

of energy. Planck could account for these observations only by postulating that energy can be gained or lost only in *whole-number multiples* of the quantity  $h\nu$ , where  $h$  is a constant called **Planck's constant**, determined by experiment to have the value  $6.626 \times 10^{-34} \text{ J} \cdot \text{s}$ . That is, the change in energy for a system  $\Delta E$  can be represented by the equation

$$\Delta E = nh\nu$$

where  $n$  is an integer (1, 2, 3, . . .),  $h$  is Planck's constant, and  $\nu$  is the frequency of the electromagnetic radiation absorbed or emitted.

Planck's result was a real surprise. It had always been assumed that the energy of matter was continuous, which meant that the transfer of any quantity of energy was possible. Now it seemed clear that energy is in fact **quantized** and can occur only in discrete units of size  $h\nu$ . Each of these small "packets" of energy is called a *quantum*. A system can transfer energy only in whole quanta. Thus energy seems to have particulate properties.

### EXAMPLE 7.2 — The Energy of a Photon

The blue color in fireworks is often achieved by heating copper(I) chloride ( $\text{CuCl}$ ) to about  $1200^\circ\text{C}$ . Then the compound emits blue light having a wavelength of 450 nm. What is the increment of energy (the quantum) that is emitted at  $4.50 \times 10^2 \text{ nm}$  by  $\text{CuCl}$ ?

#### Solution

The quantum of energy can be calculated from the equation

$$\Delta E = h\nu$$

The frequency  $\nu$  for this case can be calculated as follows:

$$\nu = \frac{c}{\lambda} = \frac{2.9979 \times 10^8 \text{ m/s}}{4.50 \times 10^{-7} \text{ m}} = 6.66 \times 10^{14} \text{ s}^{-1}$$

So

$$\Delta E = h\nu = (6.626 \times 10^{-34} \text{ J} \cdot \text{s})(6.66 \times 10^{14} \text{ s}^{-1}) = 4.41 \times 10^{-19} \text{ J}$$


A sample of  $\text{CuCl}$  emitting light at 450 nm can lose energy only in increments of  $4.41 \times 10^{-19} \text{ J}$ , the size of the quantum in this case.

### SEE EXERCISES 7.39 AND 7.40

The next important development in the knowledge of atomic structure came when Albert Einstein (see Fig. 7.3) proposed that electromagnetic radiation is itself quantized. Einstein suggested that electromagnetic radiation can be viewed as a stream of "particles" called **photons**. The energy of each photon is given by the expression

$$E_{\text{photon}} = h\nu = \frac{hc}{\lambda}$$

where  $h$  is Planck's constant,  $\nu$  is the frequency of the radiation, and  $\lambda$  is the wavelength of the radiation.

**Figure 7.3**

Albert Einstein (1879–1955) was born in Germany. Nothing in his early development suggested genius; even at the age of 9 he did not speak clearly, and his parents feared that he might be handicapped. When asked what profession Einstein should follow, his school principal replied, “It doesn’t matter; he’ll never make a success of anything.” When he was 10, Einstein entered the Luitpold Gymnasium (high school), which was typical of German schools of that time in being harshly disciplinarian. There he developed a deep suspicion of authority and a skepticism that encouraged him to question and doubt—valuable qualities in a scientist. In 1905, while a patent clerk in Switzerland, Einstein published a paper explaining the photoelectric effect via the quantum theory. For this revolutionary thinking he received a Nobel Prize in 1921. Highly regarded by this time, he worked in Germany until 1933, when Hitler’s persecution of the Jews forced him to come to the United States. He worked at the Institute for Advanced Studies in Princeton, New Jersey, until his death in 1955.

Einstein was undoubtedly the greatest physicist of our age. Even if someone else had derived the theory of relativity, his other work would have ensured his ranking as the second greatest physicist of his time. Our concepts of space and time were radically changed by ideas he first proposed when he was 26 years old. From then until the end of his life, he attempted unsuccessfully to find a single unifying theory that would explain all physical events.

## The Photoelectric Effect

Einstein arrived at this conclusion through his analysis of the **photoelectric effect** (for which he later was awarded the Nobel Prize). The photoelectric effect refers to the phenomenon in which electrons are emitted from the surface of a metal when light strikes it. The following observations characterize the photoelectric effect.

1. Studies in which the frequency of the light is varied show that no electrons are emitted by a given metal below a specific threshold frequency  $\nu_0$ .
2. For light with frequency lower than the threshold frequency, no electrons are emitted regardless of the intensity of the light.
3. For light with frequency greater than the threshold frequency, the number of electrons emitted increases with the intensity of the light.
4. For light with frequency greater than the threshold frequency, the kinetic energy of the emitted electrons increases linearly with the frequency of the light.

These observations can be explained by assuming that electromagnetic radiation is quantized (consists of photons), and that the threshold frequency represents the minimum energy required to remove the electron from the metal’s surface.

$$\text{Minimum energy required to remove an electron} = E_0 = h\nu_0$$

Because a photon with energy less than  $E_0$  ( $\nu < \nu_0$ ) cannot remove an electron, light with a frequency less than the threshold frequency produces no electrons (see Fig. 7.4). On the other hand, for light where  $\nu > \nu_0$ , the energy in excess of that required to remove the electron is given to the electron as kinetic energy (KE):

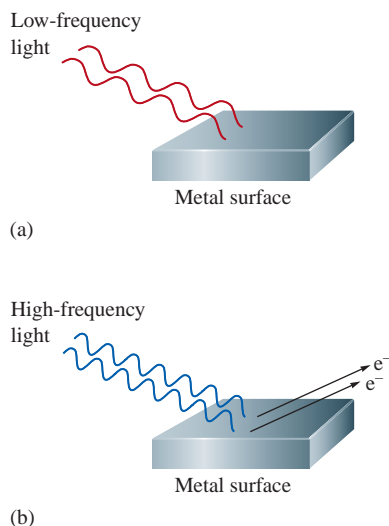
$$\text{KE}_{\text{electron}} = \frac{1}{2}mv^2 = h\nu - h\nu_0$$

Mass of electron
Velocity of electron
Energy of incident photon
Energy required to remove electron from metal’s surface


Because in this picture the intensity of light is a measure of the number of photons present in a given part of the beam, a greater intensity means that more photons are available to release electrons (as long as  $\nu > \nu_0$  for the radiation).

In a related development, Einstein derived the famous equation

$$E = mc^2$$

**Figure 7.4**

The photoelectric effect. (a) Light with frequency less than the threshold frequency produces no electrons. (b) Light with frequency higher than the threshold frequency causes electrons to be emitted from the metal.



## chemical connections

### Chemistry That Doesn't Leave You in the Dark

In the animal world, the ability to see at night provides predators with a distinct advantage over their prey. The same advantage can be gained by military forces and law enforcement agencies around the world through the use of recent advances in night vision technology.

All types of night vision equipment are electro-optical devices that amplify existing light. A lens collects light and focuses it on an image intensifier. The image intensifier is based on the photoelectric effect—materials that give off electrons when light is shined on them. Night vision intensifiers use semiconductor-based materials to produce large numbers of electrons for a given input of photons. The emitted electrons are then directed onto a screen covered with compounds that phosphoresce (glow when struck by electrons). While television tubes use various phosphors to produce color pictures, night vision devices use phosphors that appear green, because the human eye can distinguish more shades of green than any other color. The viewing screen shows an image that otherwise would be invisible to the naked eye during nighttime viewing.

Current night vision devices use gallium arsenide (GaAs)-based intensifiers that can amplify input light as much as 50,000 times. These devices are so sensitive they can use starlight to produce an image. It is also now possible to use light (infrared) that cannot be sensed with the human eye to create an image.

This technology, while developed originally for military and law enforcement applications, is now becoming available to the consumer. For example, Cadillac included night vision as an option on its cars for the year 2000. As night-imaging technology improves and costs become less prohibitive, a whole new world is opening up for the technophile—after the sun goes down.



A night vision photo of the midair refueling of a U.S. Air Force plane.

in his *special theory of relativity* published in 1905. The main significance of this equation is that *energy has mass*. This is more apparent if we rearrange the equation in the following form:

$$m = \frac{E}{c^2}$$

↑ Mass
 ← Energy
 ← Speed of light

Using this form of the equation, we can calculate the mass associated with a given quantity of energy. For example, we can calculate the *apparent* mass of a photon. For electromagnetic radiation of wavelength  $\lambda$ , the energy of each photon is given by the expression

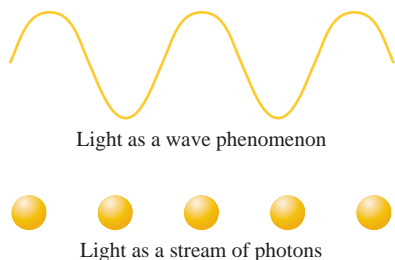
$$E_{\text{photon}} = \frac{hc}{\lambda}$$

Then the apparent mass of a photon of light with wavelength  $\lambda$  is given by

$$m = \frac{E}{c^2} = \frac{hc/\lambda}{c^2} = \frac{h}{\lambda c}$$

The photon behaves as if it has mass under certain circumstances. In 1922 American physicist Arthur Compton (1892–1962) performed experiments involving collisions of

Note that the *apparent mass* of a photon depends on its wavelength. A photon does not have mass in a classical sense.

**Figure 7.5**

Electromagnetic radiation exhibits wave properties and particulate properties. The energy of each photon of the radiation is related to the wavelength and frequency by the equation  $E_{\text{photon}} = h\nu = hc/\lambda$ .

Do not confuse  $\nu$  (frequency) with  $v$  (velocity).

X rays and electrons that showed that photons do exhibit the apparent mass calculated from the preceding equation. However, it is clear that photons do not have mass in the classical sense. A photon has mass only in a relativistic sense—it has no rest mass.

We can summarize the important conclusions from the work of Planck and Einstein as follows:

Energy is quantized. It can occur only in discrete units called quanta.

Electromagnetic radiation, which was previously thought to exhibit only wave properties, seems to show certain characteristics of particulate matter as well. This phenomenon is sometimes referred to as the **dual nature of light** and is illustrated in Fig. 7.5.

Thus light, which previously was thought to be purely wavelike, was found to have certain characteristics of particulate matter. But is the opposite also true? That is, does matter that is normally assumed to be particulate exhibit wave properties? This question was raised in 1923 by a young French physicist named Louis de Broglie (1892–1987). To see how de Broglie supplied the answer to this question, recall that the relationship between mass and wavelength for electromagnetic radiation is  $m = h/\lambda c$ . For a particle with velocity  $v$ , the corresponding expression is

$$m = \frac{h}{\lambda v}$$

Rearranging to solve for  $\lambda$ , we have

$$\lambda = \frac{h}{mv}$$

This equation, called *de Broglie's equation*, allows us to calculate the wavelength for a particle, as shown in Example 7.3.

**EXAMPLE 7.3****Calculations of Wavelength**

Compare the wavelength for an electron (mass =  $9.11 \times 10^{-31}$  kg) traveling at a speed of  $1.0 \times 10^7$  m/s with that for a ball (mass = 0.10 kg) traveling at 35 m/s.

**Solution**

We use the equation  $\lambda = h/mv$ , where

$$h = 6.626 \times 10^{-34} \text{ J} \cdot \text{s} \quad \text{or} \quad 6.626 \times 10^{-34} \text{ kg} \cdot \text{m}^2/\text{s}$$

since

$$1 \text{ J} = 1 \text{ kg} \cdot \text{m}^2/\text{s}^2$$

For the electron,

$$\lambda_e = \frac{6.626 \times 10^{-34} \frac{\text{kg} \cdot \text{m} \cdot \text{m}}{\text{s}}}{(9.11 \times 10^{-31} \text{ kg})(1.0 \times 10^7 \text{ m/s})} = 7.27 \times 10^{-11} \text{ m}$$

For the ball,

$$\lambda_b = \frac{6.626 \times 10^{-34} \frac{\text{kg} \cdot \text{m} \cdot \text{m}}{\text{s}}}{(0.10 \text{ kg})(35 \text{ m/s})} = 1.9 \times 10^{-34} \text{ m}$$

**SEE EXERCISES 7.49 THROUGH 7.52**





## chemical connections

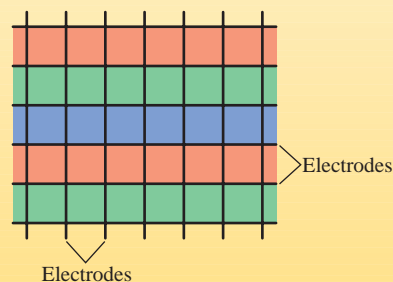
### Thin Is In

Since the beginning of television about 75 years ago, TV sets have been built around cathode ray tubes (CRTs) in which a “gun” fires electrons at a screen containing phosphors (compounds that emit colored light when excited by some energy source). Although CRT televisions produce excellent pictures, big-screen TVs are very thick and very heavy. Several new technologies are now being used that reduce the bulk of color monitors. One such approach involves a plasma flat-panel display. As the name suggests, the major advantage of these screens is that they are very thin and relatively light.

All color monitors work by manipulating millions of pixels, each of which contains red, blue, and green color-producing phosphors. By combining these three fundamental colors with various weightings, all colors of the rainbow can be generated, thereby producing color images on the monitor. The various types of monitors differ in the energy source used to excite the phosphors. Whereas a CRT monitor uses an electron gun as the energy source, a plasma

monitor uses an applied voltage to produce gas-phase ions and electrons, which, when they recombine, emit ultraviolet light. This light, in turn, excites the phosphors.

Plasma monitors have pixel compartments that contain xenon and neon gas. Each pixel consists of three subpixels: one containing a red phosphor, one with a green phosphor, and one with a blue phosphor. Two perpendicular sets of electrodes define a matrix around the subpixels:



Notice from Example 7.3 that the wavelength associated with the ball is incredibly short. On the other hand, the wavelength of the electron, although still quite small, happens to be on the same order as the spacing between the atoms in a typical crystal. This is important because, as we will see presently, it provides a means for testing de Broglie’s equation.

**Diffraction** results when light is scattered from a regular array of points or lines. You may have noticed the diffraction of light from the ridges and grooves of a compact disc. The colors result because the various wavelengths of visible light are not all scattered in the same way. The colors are “separated,” giving the same effect as light passing through a prism. Just as a regular arrangement of ridges and grooves produces diffraction, so does a regular array of atoms or ions in a crystal, as shown in the photograph on the next page. For example, when X rays are directed onto a crystal of a particular nickel/titanium alloy, the scattered radiation produces a **diffraction pattern** of bright spots and dark areas on a photographic plate, as shown in Fig. 7.6. This occurs because the scattered light can interfere constructively (the peaks and troughs of the beams are in phase) to produce a bright area [Fig. 7.6(a)] or destructively (the peaks and troughs are out of phase) to produce a dark spot [Fig. 7.6(b)].

A diffraction pattern can only be explained in terms of waves. Thus this phenomenon provides a test for the postulate that particles such as electrons have wavelengths. As we saw in Example 7.3, an electron with a velocity of  $10^7$  m/s (easily achieved by acceleration of the electron in an electric field) has a wavelength of about  $10^{-10}$  m, which is roughly the distance between the ions in a crystal such as sodium chloride. This is important because diffraction occurs most efficiently when the spacing between the scattering points is about the same as the wavelength of the wave being diffracted. Thus, if electrons really do have an associated wavelength, a crystal should diffract electrons. An experiment to test this idea was carried out in 1927 by C. J. Davisson and L. H. Germer at Bell Laboratories. When they directed a beam of electrons at a nickel crystal, they observed a diffraction pattern similar to that seen from the diffraction of X rays. This result verified de Broglie’s relationship, at least for electrons. Larger chunks of matter, such as balls,

One set of the electrodes is above the pixels, and the perpendicular set is below the pixels. When the computer managing the image places a voltage difference across a given subpixel, electrons are removed from the xenon and neon atoms present to form a plasma (cations and electrons). When the cations recombine with the electrons, photons of light are emitted that are absorbed by the phosphor compound, which then emits red, green, or blue light. By controlling the size of the voltage on a given subpixel, a given pixel can produce a variety of colors. When all of the pixels are excited appropriately, a color image is produced.

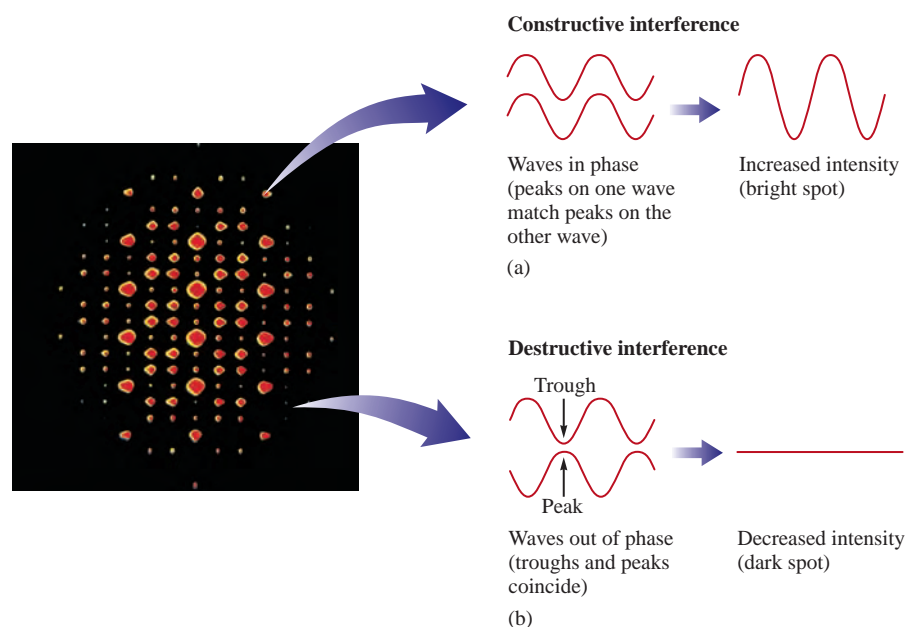
The plasma display makes it possible to have a large, yet relatively thin screen. Since each pixel is energized individually, this display looks bright and clear from almost any angle. The main disadvantage of this technology is its relatively high cost. However, as advances are being made, the price is falling significantly. CRT monitors may soon be of interest only to antique collectors.



A plasma display from Sony.

have such small wavelengths (see Example 7.3) that they are impossible to verify experimentally. However, we believe that all matter obeys de Broglie's equation.

Now we have come full circle. Electromagnetic radiation, which at the turn of the twentieth century was thought to be a pure waveform, was found to possess particulate properties. Conversely, electrons, which were thought to be particles, were found to have a wavelength associated with them. The significance of these results is that matter and



**Figure 7.6**

A diffraction pattern of a beryl crystal. (a) A light area results from constructive interference of the light waves. (b) A dark area arises from destructive interference of the waves.

energy are not distinct. Energy is really a form of matter, and all matter shows the same types of properties. That is, *all matter exhibits both particulate and wave properties*. Large pieces of matter, such as baseballs, exhibit predominantly particulate properties. The associated wavelength is so small that it is not observed. Very small “bits of matter,” such as photons, while showing some particulate properties, exhibit predominantly wave properties. Pieces of matter with intermediate mass, such as electrons, show clearly both the particulate and wave properties of matter.

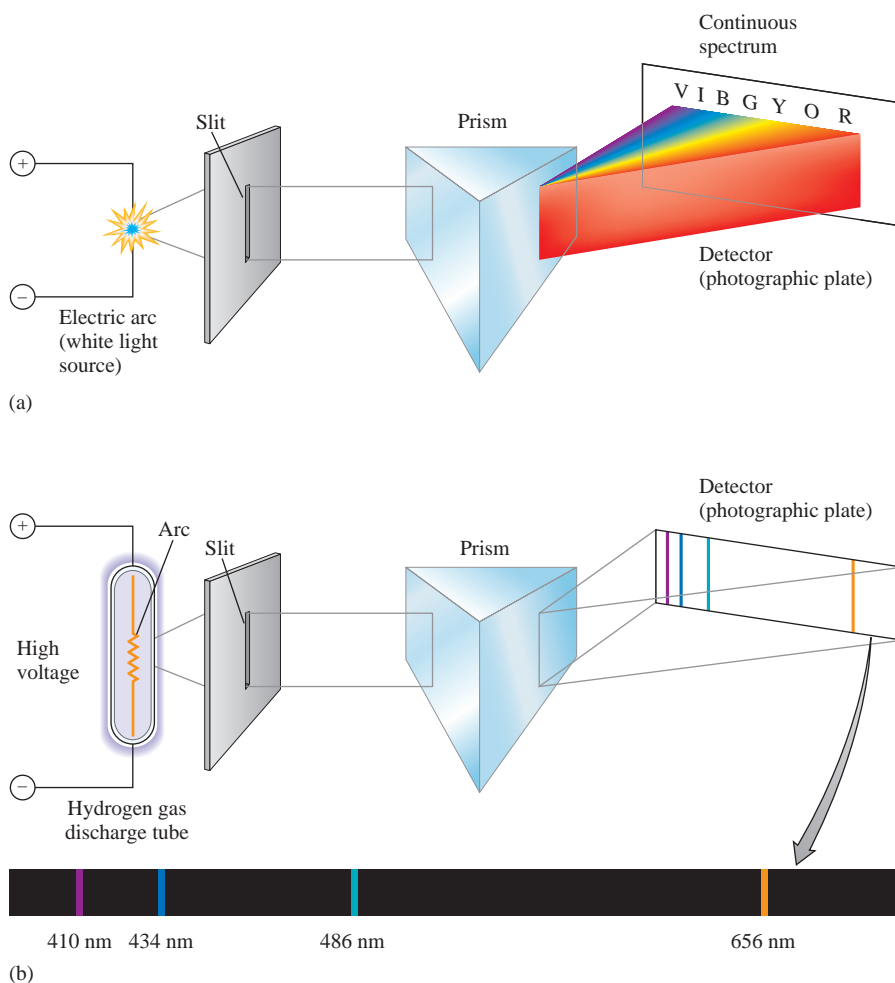


A beautiful rainbow.

## 7.3 ► The Atomic Spectrum of Hydrogen

As we saw in Chapter 2, key information about the atom came from several experiments carried out in the early twentieth century, in particular Thomson’s discovery of the electron and Rutherford’s discovery of the nucleus. Another important experiment was the study of the emission of light by excited hydrogen atoms. When a sample of hydrogen gas receives a high-energy spark, the  $\text{H}_2$  molecules absorb energy, and some of the  $\text{H}-\text{H}$  bonds are broken. The resulting hydrogen atoms are *excited*; that is, they contain excess energy, which they release by emitting light of various wavelengths to produce what is called the *emission spectrum* of the hydrogen atom.

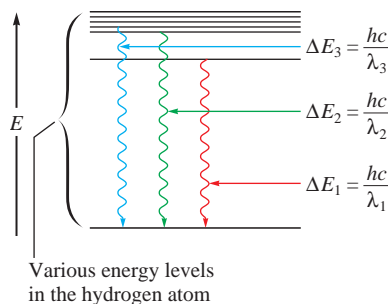
To understand the significance of the hydrogen emission spectrum, we must first describe the **continuous spectrum** that results when white light is passed through a prism, as shown in Fig. 7.7(a). This spectrum, like the rainbow produced when sunlight is



**Figure 7.7**

(a) A continuous spectrum containing all wavelengths of visible light (indicated by the initial letters of the colors of the rainbow). (b) The hydrogen line spectrum contains only a few discrete wavelengths.

Spectrum adapted by permission from C. W. Keenan, D. C. Kleinfelter, and J. H. Wood, *General College Chemistry*, Sixth Edition (New York: Harper & Row, 1980).

**Figure 7.8**

A change between two discrete energy levels emits a photon of light.

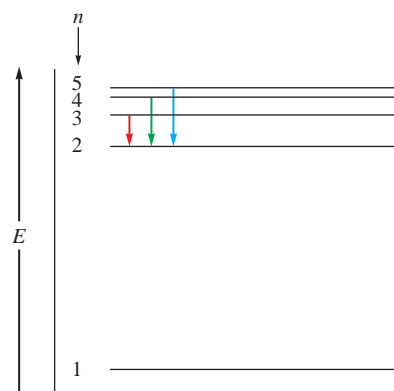
dispersed by raindrops, contains *all* the wavelengths of visible light. In contrast, when the hydrogen emission spectrum in the visible region is passed through a prism, as shown in Fig. 7.7(b), we see only a few lines, each of which corresponds to a discrete wavelength. The hydrogen emission spectrum is called a **line spectrum**.

What is the significance of the line spectrum of hydrogen? It indicates that *only certain energies are allowed for the electron in the hydrogen atom*. In other words, the energy of the electron in the hydrogen atom is *quantized*. This observation ties in perfectly with the postulates of Max Planck discussed in Section 7.2. Changes in energy between discrete energy levels in hydrogen will produce only certain wavelengths of emitted light, as shown in Fig. 7.8. For example, a given change in energy from a high to a lower level would give a wavelength of light that can be calculated from Planck's equation:

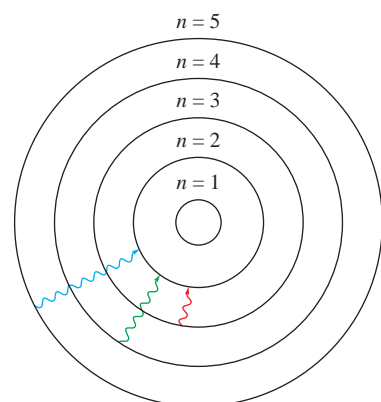
$$\Delta E = h\nu = \frac{hc}{\lambda}$$

Change in energy
Frequency of light emitted
Wavelength of light emitted

The discrete line spectrum of hydrogen shows that only certain energies are possible; that is, the electron energy levels are quantized. In contrast, if any energy level were allowed, the emission spectrum would be continuous.



(a)



(b)



(c) Line spectrum

## 7.4 ► The Bohr Model

In 1913, a Danish physicist named Niels Bohr (1885–1962), aware of the experimental results we have just discussed, developed a **quantum model** for the hydrogen atom. Bohr proposed that the *electron in a hydrogen atom moves around the nucleus only in certain allowed circular orbits*. He calculated the radii for these allowed orbits by using the theories of classical physics and by making some new assumptions.

From classical physics Bohr knew that a particle in motion tends to move in a straight line and can be made to travel in a circle only by application of a force toward the center of the circle. Thus Bohr reasoned that the tendency of the revolving electron to fly off the atom must be just balanced by its attraction for the positively charged nucleus. But classical physics also decreed that a charged particle under acceleration should radiate energy. Since an electron revolving around the nucleus constantly changes its direction, it is constantly accelerating. Therefore, the electron should emit light and lose energy—and thus be drawn into the nucleus. This, of course, does not correlate with the existence of stable atoms.

Clearly, an atomic model based solely on the theories of classical physics was untenable. Bohr also knew that the correct model had to account for the experimental spectrum of hydrogen, which showed that only certain electron energies were allowed. The experimental data were absolutely clear on this point. Bohr found that his model would fit the experimental results if he assumed that the angular momentum of the electron (angular momentum equals the product of mass, velocity, and orbital radius) could occur only in certain increments. It was not clear why this should be true, but with this assumption, Bohr's model gave hydrogen atom energy levels consistent with the hydrogen emission spectrum. The model is represented pictorially in Fig. 7.9.

**Figure 7.9**

Electronic transitions in the Bohr model for the hydrogen atom. (a) An energy-level diagram for electronic transitions. (b) An orbit-transition diagram, which accounts for the experimental spectrum. (Note that the orbits shown are schematic. They are not drawn to scale.) (c) The resulting line spectrum on a photographic plate is shown. Note that the lines in the visible region of the spectrum correspond to transitions from higher levels to the  $n = 2$  level.

Although we will not show the derivation here, the most important equation to come from Bohr's model is the expression for the *energy levels available to the electron in the hydrogen atom*:

The J in Equation (7.1) stands for joules.

$$E = -2.178 \times 10^{-18} \text{ J} \left( \frac{Z^2}{n^2} \right) \quad (7.1)$$

in which  $n$  is an integer (the larger the value of  $n$ , the larger is the orbit radius) and  $Z$  is the nuclear charge. Using Equation (7.1), Bohr was able to calculate hydrogen atom energy levels that exactly matched the values obtained by experiment.

The negative sign in Equation (7.1) simply means that the energy of the electron bound to the nucleus is lower than it would be if the electron were at an infinite distance ( $n = \infty$ ) from the nucleus, where there is no interaction and the energy is zero:

$$E = -2.178 \times 10^{-18} \text{ J} \left( \frac{Z^2}{\infty} \right) = 0$$

The energy of the electron in any orbit is negative relative to this reference state.

Equation (7.1) can be used to calculate the change in energy of an electron when the electron changes orbits. For example, suppose an electron in level  $n = 6$  of an excited hydrogen atom falls back to level  $n = 1$  as the hydrogen atom returns to its lowest possible energy state, its **ground state**. We use Equation (7.1) with  $Z = 1$ , since the hydrogen nucleus contains a single proton. The energies corresponding to the two states are as follows:

$$\text{For } n = 6: \quad E_6 = -2.178 \times 10^{-18} \text{ J} \left( \frac{1^2}{6^2} \right) = -6.050 \times 10^{-20} \text{ J}$$

$$\text{For } n = 1: \quad E_1 = -2.178 \times 10^{-18} \text{ J} \left( \frac{1^2}{1^2} \right) = -2.178 \times 10^{-18} \text{ J}$$

Note that for  $n = 1$  the electron has a more negative energy than it does for  $n = 6$ , which means that the electron is more tightly bound in the smallest allowed orbit.

The change in energy  $\Delta E$  when the electron falls from  $n = 6$  to  $n = 1$  is

$$\begin{aligned} \Delta E &= \text{energy of final state} - \text{energy of initial state} \\ &= E_1 - E_6 = (-2.178 \times 10^{-18} \text{ J}) - (-6.050 \times 10^{-20} \text{ J}) \\ &= -2.117 \times 10^{-18} \text{ J} \end{aligned}$$

The negative sign for the *change* in energy indicates that the atom has *lost* energy and is now in a more stable state. The energy is carried away from the atom by the production (emission) of a photon.

The wavelength of the emitted photon can be calculated from the equation

$$\Delta E = h \left( \frac{c}{\lambda} \right) \quad \text{or} \quad \lambda = \frac{hc}{\Delta E}$$

where  $\Delta E$  represents the change in energy of the atom, which equals the energy of the emitted photon. We have

$$\lambda = \frac{hc}{\Delta E} = \frac{(6.626 \times 10^{-34} \text{ J} \cdot \text{s})(2.9979 \times 10^8 \text{ m/s})}{2.117 \times 10^{-18} \text{ J}} = 9.383 \times 10^{-8} \text{ m}$$

Note that for this calculation the absolute value of  $\Delta E$  is used (we have not included the negative sign). In this case we indicate the direction of energy flow by saying that a photon of wavelength  $9.383 \times 10^{-8} \text{ m}$  has been *emitted* from the hydrogen atom. Simply plugging the negative value of  $\Delta E$  into the equation would produce a negative value for  $\lambda$ , which is physically meaningless.



Niels Hendrik David Bohr (1885–1962) as a boy lived in the shadow of his younger brother Harald, who played on the 1908 Danish Olympic Soccer Team and later became a distinguished mathematician. In school, Bohr received his poorest marks in composition and struggled with writing during his entire life. In fact, he wrote so poorly that he was forced to dictate his Ph.D. thesis to his mother. Nevertheless, Bohr was a brilliant physicist. After receiving his Ph.D. in Denmark, he constructed a quantum model for the hydrogen atom by the time he was 27. Even though his model later proved to be incorrect, Bohr remained a central figure in the drive to understand the atom. He was awarded the Nobel Prize in physics in 1922.

**EXAMPLE 7.4** — Energy Quantization in Hydrogen

Calculate the energy required to excite the hydrogen electron from level  $n = 1$  to level  $n = 2$ . Also calculate the wavelength of light that must be absorbed by a hydrogen atom in its ground state to reach this excited state.\*

**Solution**

Using Equation (7.1) with  $Z = 1$ , we have

$$E_1 = -2.178 \times 10^{-18} \text{ J} \left( \frac{1^2}{1^2} \right) = -2.178 \times 10^{-18} \text{ J}$$

$$E_2 = -2.178 \times 10^{-18} \text{ J} \left( \frac{1^2}{2^2} \right) = -5.445 \times 10^{-19} \text{ J}$$

$$\Delta E = E_2 - E_1 = (-5.445 \times 10^{-19} \text{ J}) - (-2.178 \times 10^{-18} \text{ J}) = 1.633 \times 10^{-18} \text{ J}$$

The positive value for  $\Delta E$  indicates that the system has gained energy. The wavelength of light that must be *absorbed* to produce this change is

$$\begin{aligned} \lambda &= \frac{hc}{\Delta E} = \frac{(6.626 \times 10^{-34} \text{ J} \cdot \text{s})(2.9979 \times 10^8 \text{ m/s})}{1.633 \times 10^{-18} \text{ J}} \\ &= 1.216 \times 10^{-7} \text{ m} \end{aligned}$$

Note from Fig. 7.2 that the light required to produce the transition from the  $n = 1$  to  $n = 2$  level in hydrogen lies in the ultraviolet region.

**SEE EXERCISES 7.53 AND 7.54**

At this time we must emphasize two important points about the Bohr model:

1. The model correctly fits the quantized energy levels of the hydrogen atom and postulates only certain allowed circular orbits for the electron.
2. As the electron becomes more tightly bound, its energy becomes more negative relative to the zero-energy reference state (corresponding to the electron being at infinite distance from the nucleus). As the electron is brought closer to the nucleus, energy is released from the system.

Using Equation (7.1), we can derive a general equation for the electron moving from one level ( $n_{\text{initial}}$ ) to another level ( $n_{\text{final}}$ ):

$$\begin{aligned} \Delta E &= \text{energy of level } n_{\text{final}} - \text{energy of level } n_{\text{initial}} \\ &= E_{\text{final}} - E_{\text{initial}} \\ &= (-2.178 \times 10^{-18} \text{ J}) \left( \frac{1^2}{n_{\text{final}}^2} \right) - (-2.178 \times 10^{-18} \text{ J}) \left( \frac{1^2}{n_{\text{initial}}^2} \right) \\ &= -2.178 \times 10^{-18} \text{ J} \left( \frac{1}{n_{\text{final}}^2} - \frac{1}{n_{\text{initial}}^2} \right) \end{aligned} \quad (7.2)$$

Equation (7.2) can be used to calculate the energy change between *any* two energy levels in a hydrogen atom, as shown in Example 7.5.

\*After this example we will no longer show cancellation marks. However, the same process for canceling units applies throughout this text.



## chemical connections

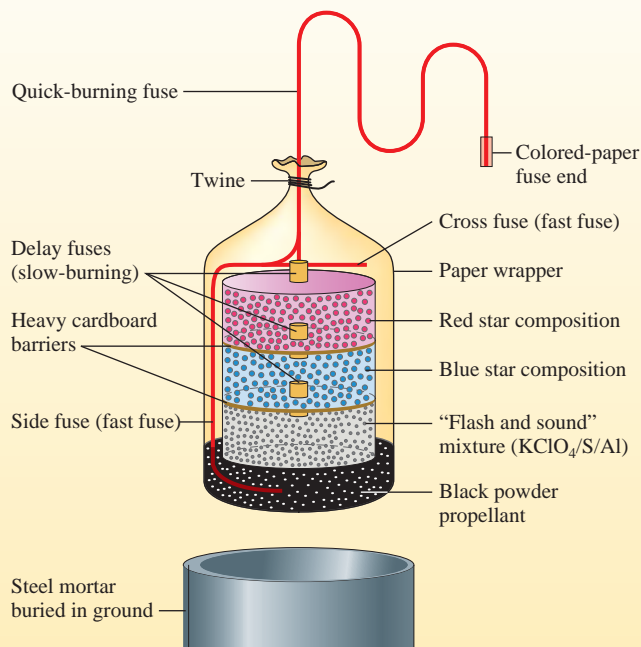
### Fireworks

The art of using mixtures of chemicals to produce explosives is an ancient one. Black powder—a mixture of potassium nitrate, charcoal, and sulfur—was being used in China well before 1000 A.D. and has been used subsequently through the centuries in military explosives, in construction blasting, and for fireworks. The DuPont Company, now a major chemical manufacturer, started out as a manufacturer of black powder. In fact, the founder, Eleuthère duPont, learned the manufacturing technique from none other than Lavoisier.

Before the nineteenth century, fireworks were confined mainly to rockets and loud bangs. Orange and yellow colors came from the presence of charcoal and iron filings. However, with the great advances in chemistry in the nineteenth century, new compounds found their way into fireworks. Salts of copper, strontium, and barium added brilliant colors. Magnesium and aluminum metals gave a dazzling white light. Fireworks, in fact, have changed very little since then.

How do fireworks produce their brilliant colors and loud bangs? Actually, only a handful of different chemicals are responsible for most of the spectacular effects. To produce the noise and flashes, an oxidizer (an oxidizing agent) and a fuel (a reducing agent) are used. A common mixture involves potassium perchlorate ( $\text{KClO}_4$ ) as the oxidizer and aluminum and sulfur as the fuel. The perchlorate oxidizes the fuel in a very exothermic reaction, which produces a brilliant flash, due to the aluminum, and a loud report from the rapidly expanding gases produced. For a color effect, an element with a colored emission spectrum is included. Recall that the electrons in atoms can be raised to higher-energy orbitals when the atoms absorb energy. The excited atoms can then release this excess energy by emitting light of specific wavelengths, often in the visible region. In fireworks, the energy to excite the electrons comes from the reaction between the oxidizer and fuel.

Yellow colors in fireworks are due to the 589-nm emission of sodium ions. Red colors come from strontium salts emitting at 606 nm and from 636 to 688 nm. This red color is familiar from highway safety flares. Barium salts give a green color in fireworks, due to a series of emission lines



A typical aerial shell used in fireworks displays. Time-delayed fuses cause a shell to explode in stages. In this case a red starburst occurs first, followed by a blue starburst, and finally a flash and loud report.

(Reprinted with permission from *Chemical & Engineering News*, June 29, 1981, p. 24. Copyright © 1981, American Chemical Society.)

between 505 and 535 nm. A really good blue color, however, is hard to obtain. Copper salts give a blue color, emitting in the 420- to 460-nm region. But difficulties occur because the oxidizing agent, potassium chlorate ( $\text{KClO}_3$ ), reacts with copper salts to form copper chlorate, a highly explosive compound that is dangerous to store. (The use of  $\text{KClO}_3$  in fireworks has been largely abandoned because of its explosive hazards.) Paris green, a copper salt containing arsenic, was once used extensively but is now considered to be too toxic.

In recent years the colors produced by fireworks have become more intense because of the formation of metal chlorides during the burning process. These gaseous metal chloride molecules produce colors much more brilliant than



Fireworks in Washington, D.C.

do the metal atoms by themselves. For example, strontium chloride produces a much brighter red than do strontium atoms. Thus, chlorine-donating compounds are now included in many fireworks shells.

A typical aerial shell is shown in the diagram. The shell is launched from a mortar (a steel cylinder) using black powder as the propellant. Time-delayed fuses are used to fire the shell in stages. A list of chemicals commonly used in fireworks is given in the table.

Although you might think that the chemistry of fireworks is simple, the achievement of the vivid white flashes and the brilliant colors requires complex combinations of chemicals. For example, because the white flashes produce high flame temperatures, the colors tend to wash out. Thus oxidizers such as  $\text{KClO}_4$  are commonly used with fuels that produce relatively low flame temperatures. An added difficulty, however, is that perchlorates are very sensitive to accidental ignition and are therefore quite hazardous. Another problem arises from the use of sodium salts. Because sodium produces an extremely bright yellow emission, sodium salts cannot be used when other colors are desired. Carbon-based fuels also give a yellow flame that masks other colors, and this limits the use of organic compounds as fuels. You can see that the manufacture of fireworks that produce the desired effects and are also safe to handle requires careful selection of chemicals. And, of course, there is still the dream of a deep blue flame.

#### Chemicals Commonly Used in the Manufacture of Fireworks

Oxidizers	Fuels	Special Effects
Potassium nitrate	Aluminum	Red flame: strontium nitrate, strontium carbonate
Potassium chlorate	Magnesium	Green flame: barium nitrate, barium chlorate
Potassium perchlorate	Titanium	Blue flame: copper carbonate, copper sulfate, copper oxide
Ammonium perchlorate	Charcoal	Yellow flame: sodium oxalate, cryolite ( $\text{Na}_3\text{AlF}_6$ )
Barium nitrate	Sulfur	White flame: magnesium, aluminum
Barium chlorate	Antimony sulfide	Gold sparks: iron filings, charcoal
Strontium nitrate	Dextrin	White sparks: aluminum, magnesium, aluminum–magnesium alloy, titanium
	Red gum	Whistle effect: potassium benzoate or sodium salicylate
	Polyvinyl chloride	White smoke: mixture of potassium nitrate and sulfur
		Colored smoke: mixture of potassium chlorate, sulfur, and organic dye



### EXAMPLE 7.5 — Electron Energies

Calculate the energy required to remove the electron from a hydrogen atom in its ground state.

#### Solution

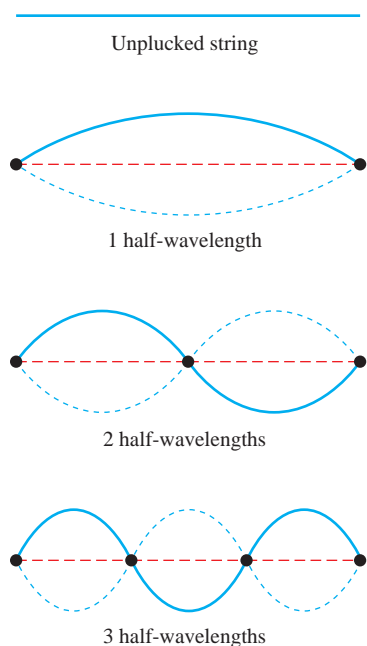
Removing the electron from a hydrogen atom in its ground state corresponds to taking the electron from  $n_{\text{initial}} = 1$  to  $n_{\text{final}} = \infty$ . Thus

$$\begin{aligned}\Delta E &= -2.178 \times 10^{-18} \text{ J} \left( \frac{1}{n_{\text{final}}^2} - \frac{1}{n_{\text{initial}}^2} \right) \\ &= -2.178 \times 10^{-18} \text{ J} \left( \frac{1}{\infty} - \frac{1}{1^2} \right) \\ &= -2.178 \times 10^{-18} \text{ J}(0 - 1) = 2.178 \times 10^{-18} \text{ J}\end{aligned}$$

The energy required to remove the electron from a hydrogen atom in its ground state is  $2.178 \times 10^{-18} \text{ J}$ .

SEE EXERCISES 7.61 AND 7.62

Although Bohr's model fits the energy levels for hydrogen, it is a fundamentally incorrect model for the hydrogen atom.




**Figure 7.10**

The standing waves caused by the vibration of a guitar string fastened at both ends. Each dot represents a node (a point of zero displacement).

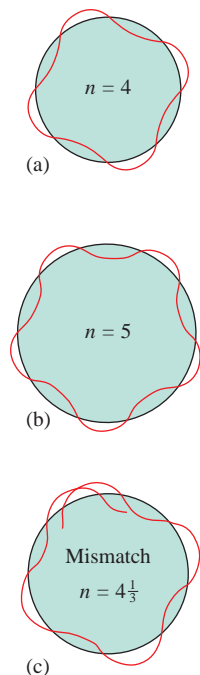
At first Bohr's model appeared to be very promising. The energy levels calculated by Bohr closely agreed with the values obtained from the hydrogen emission spectrum. However, when Bohr's model was applied to atoms other than hydrogen, it did not work at all. Although some attempts were made to adapt the model using elliptical orbits, it was concluded that Bohr's model is fundamentally incorrect. The model is, however, very important historically, because it showed that the observed quantization of energy in atoms could be explained by making rather simple assumptions. Bohr's model paved the way for later theories. It is important to realize, however, that the current theory of atomic structure is in no way derived from the Bohr model. Electrons do *not* move around the nucleus in circular orbits, as we shall see later in this chapter.

## 7.5 ► The Quantum Mechanical Model of the Atom

By the mid-1920s it had become apparent that the Bohr model could not be made to work. A totally new approach was needed. Three physicists were at the forefront of this effort: Werner Heisenberg (1901–1976), Louis de Broglie (1892–1987), and Erwin Schrödinger (1887–1961). The approach they developed became known as *wave mechanics* or, more commonly, *quantum mechanics*. As we have already seen, de Broglie originated the idea that the electron, previously considered to be a particle, also shows wave properties. Pursuing this line of reasoning, Schrödinger, an Austrian physicist, decided to attack the problem of atomic structure by giving emphasis to the wave properties of the electron. To Schrödinger and de Broglie, the electron bound to the nucleus seemed similar to a **standing wave**, and they began research on a wave mechanical description of the atom.



Wave-generating apparatus.



**Figure 7.11**

The hydrogen electron visualized as a standing wave around the nucleus. The circumference of a particular circular orbit would have to correspond to a whole number of wavelengths, as shown in (a) and (b), or else destructive interference occurs, as shown in (c). This is consistent with the fact that only certain electron energies are allowed; the atom is quantized. (Although this idea encouraged scientists to use a wave theory, it does not mean that the electron really travels in circular orbits.)

The most familiar example of standing waves occurs in association with musical instruments such as guitars or violins, where a string attached at both ends vibrates to produce a musical tone. The waves are described as “standing” because they are stationary; the waves do not travel along the length of the string. The motions of the string can be explained as a combination of simple waves of the type shown in Fig. 7.10. The dots in this figure indicate the nodes, or points of zero lateral (sideways) displacement, for a given wave. Note that there are limitations on the allowed wavelengths of the standing wave. Each end of the string is fixed, so there is always a node at each end. This means that there must be a whole number of *half* wavelengths in any of the allowed motions of the string (see Fig. 7.10). Standing waves can be illustrated using the wave generator shown in the photo.

A similar situation results when the electron in the hydrogen atom is imagined to be a standing wave. As shown in Fig. 7.11, only certain circular orbits have a circumference into which a whole number of wavelengths of the standing electron wave will “fit.” All other orbits would produce destructive interference of the standing electron wave and are not allowed. This seemed like a possible explanation for the observed quantization of the hydrogen atom, so Schrödinger worked out a model for the hydrogen atom in which the electron was assumed to behave as a standing wave.

It is important to recognize that Schrödinger could not be sure that this idea would work. The test had to be whether or not the model would correctly fit the experimental data on hydrogen and other atoms. The physical principles for describing standing waves were well known in 1925 when Schrödinger decided to treat the electron in this way. His mathematical treatment is too complicated to be detailed here. However, the form of Schrödinger’s equation is

$$\hat{H}\psi = E\psi$$

where  $\psi$ , called the **wave function**, is a function of the coordinates ( $x$ ,  $y$ , and  $z$ ) of the electron’s position in three-dimensional space and  $\hat{H}$  represents a set of mathematical instructions called an *operator*. In this case, the operator contains mathematical terms that produce the total energy of the atom when they are applied to the wave function.  $E$  represents the total energy of the atom (the sum of the potential energy due to the attraction between the proton and electron and the kinetic energy of the moving electron). When this equation is analyzed, many solutions are found. Each solution consists of a wave function  $\psi$  that is characterized by a particular value of  $E$ . A specific wave function is often called an **orbital**.

To illustrate the most important ideas of the **quantum (wave) mechanical model** of the atom, we will first concentrate on the wave function corresponding to the lowest energy for the hydrogen atom. This wave function is called the *1s orbital*. The first point of interest is to explore the meaning of the word *orbital*. As we will see, this is not a trivial matter. One thing is clear: An orbital is *not* a Bohr orbit. The electron in the hydrogen *1s* orbital is not moving around the nucleus in a circular orbit. How, then, is the electron moving? The answer is quite surprising: *We do not know*. The wave function gives us no information about the detailed pathway of the electron. This is somewhat disturbing. When we solve problems involving the motions of particles in the macroscopic world, we are able to predict their pathways. For example, when two billiard balls with known velocities collide, we can predict their motions after the collision. However, we cannot predict the electron’s motion from the *1s* orbital function. Does this mean that the theory is wrong? Not necessarily: We have already learned that an electron does not behave much like a billiard ball, so we must examine the situation closely before we discard the theory.

To help us understand the nature of an orbital, we need to consider a principle discovered by Werner Heisenberg, one of the primary developers of quantum mechanics. Heisenberg’s mathematical analysis led him to a surprising conclusion: *There is a fundamental limitation to just how precisely we can know both the position and momentum of a particle at a given time*. This is a statement of the **Heisenberg uncertainty principle**. Stated mathematically, the uncertainty principle is

$$\Delta x \cdot \Delta(mv) \geq \frac{h}{4\pi}$$

where  $\Delta x$  is the uncertainty in a particle's position,  $\Delta(mv)$  is the uncertainty in a particle's momentum, and  $h$  is Planck's constant. Thus the minimum uncertainty in the product  $\Delta x \cdot \Delta(mv)$  is  $h/4\pi$ . What this equation really says is that the more accurately we know a particle's position, the less accurately we can know its momentum, and vice versa. This limitation is so small for large particles such as baseballs or billiard balls that it is unnoticed. However, for a small particle such as the electron, the limitation becomes quite important. Applied to the electron, the uncertainty principle implies that we cannot know the exact motion of the electron as it moves around the nucleus. It is therefore not appropriate to assume that the electron is moving around the nucleus in a well-defined orbit, as in the Bohr model.

## The Physical Meaning of a Wave Function

Given the limitations indicated by the uncertainty principle, what then is the physical meaning of a wave function for an electron? That is, what is an atomic orbital? Although the wave function itself has no easily visualized meaning, the square of the function does have a definite physical significance. *The square of the function indicates the probability of finding an electron near a particular point in space.* For example, suppose we have two positions in space, one defined by the coordinates  $x_1, y_1,$  and  $z_1$  and the other by the coordinates  $x_2, y_2,$  and  $z_2$ . The relative probability of finding the electron at positions 1 and 2 is given by substituting the values of  $x, y,$  and  $z$  for the two positions into the wave function, squaring the function value, and computing the following ratio:

$$\frac{[\psi(x_1, y_1, z_1)]^2}{[\psi(x_2, y_2, z_2)]^2} = \frac{N_1}{N_2}$$

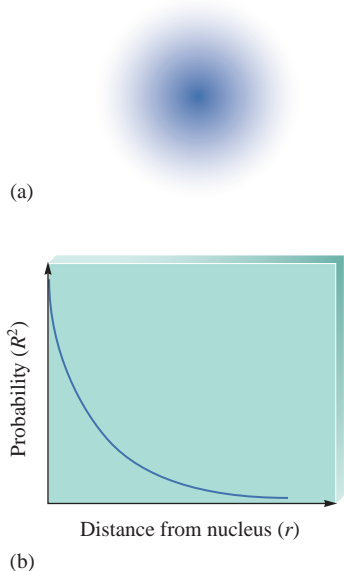
The quotient  $N_1/N_2$  is the ratio of the probabilities of finding the electron at positions 1 and 2. For example, if the value of the ratio  $N_1/N_2$  is 100, the electron is 100 times more likely to be found at position 1 than at position 2. The model gives no information concerning when the electron will be at either position or how it moves between the positions. This vagueness is consistent with the concept of the Heisenberg uncertainty principle.

The square of the wave function is most conveniently represented as a **probability distribution**, in which the intensity of color is used to indicate the probability value near a given point in space. The probability distribution for the hydrogen 1s wave function (orbital) is shown in Fig. 7.12(a). The best way to think about this diagram is as a three-dimensional time exposure with the electron as a tiny moving light. The more times the electron visits a particular point, the darker the negative becomes. Thus the darkness of a point indicates the probability of finding an electron at that position. This diagram is also known as an *electron density map*; *electron density* and *electron probability* mean the same thing. When a chemist uses the term *atomic orbital*, he or she is probably picturing an electron density map of this type.

Another way of representing the electron probability distribution for the 1s wave function is to calculate the probability at points along a line drawn outward in any direction from the nucleus. The result is shown in Fig. 7.12(b). Note that the probability of finding the electron at a particular position is greatest close to the nucleus and drops off rapidly as the distance from the nucleus increases. We are also interested in knowing the *total* probability of finding the electron in the hydrogen atom at a particular *distance* from the nucleus. Imagine that the space around the hydrogen nucleus is made up of a series of thin spherical shells (rather like layers in an onion), as shown in Fig. 7.13(a). When the total probability of finding the electron in each spherical shell is plotted versus the distance from the nucleus, the plot in Fig. 7.13(b) is obtained. This graph is called the **radial probability distribution**.

The maximum in the curve occurs because of two opposing effects. The probability of finding an electron at a particular position is greatest near the nucleus, but the volume

Probability is the likelihood, or odds, that something will occur.

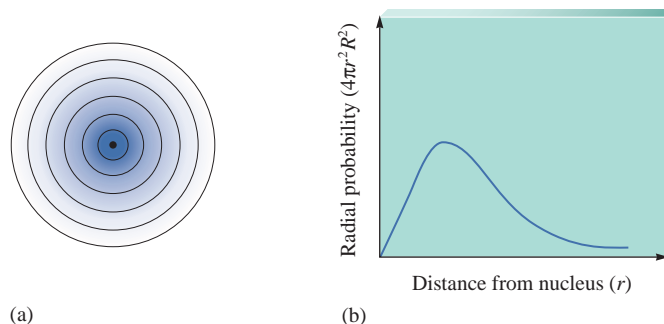


**Figure 7.12**

(a) The probability distribution for the hydrogen 1s orbital in three-dimensional space. (b) The probability of finding the electron at points along a line drawn from the nucleus outward in any direction for the hydrogen 1s orbital.

**Figure 7.13**

(a) Cross section of the hydrogen 1s orbital probability distribution divided into successive thin spherical shells. (b) The radial probability distribution. A plot of the total probability of finding the electron in each thin spherical shell as a function of distance from the nucleus.



$1 \text{ \AA} = 10^{-10} \text{ m}$ ; the angstrom is most often used as the unit for atomic radius because of its convenient size. Another convenient unit is the picometer:

$$1 \text{ pm} = 10^{-12} \text{ m}$$

of the spherical shell increases with distance from the nucleus. Therefore, as we move away from the nucleus, the probability of finding the electron at a given position decreases, but we are summing more positions. Thus the total probability increases to a certain radius and then decreases as the electron probability at each position becomes very small. For the hydrogen 1s orbital, the maximum radial probability (the distance at which the electron is most likely to be found) occurs at a distance of  $5.29 \times 10^{-2} \text{ nm}$  or  $0.529 \text{ \AA}$  from the nucleus. Interestingly, this is exactly the radius of the innermost orbit in the Bohr model. Note that in Bohr's model the electron is assumed to have a circular path and so is *always* found at this distance. In the quantum mechanical model, the specific electron motions are unknown, and this is the *most probable* distance at which the electron is found.

One more characteristic of the hydrogen 1s orbital that we must consider is its size. As we can see from Fig. 7.12, the size of this orbital cannot be defined precisely, since the probability never becomes zero (although it drops to an extremely small value at large values of  $r$ ). So, in fact, the hydrogen 1s orbital has no distinct size. However, it is useful to have a definition of relative orbital size. *The definition most often used by chemists to describe the size of the hydrogen 1s orbital is the radius of the sphere that encloses 90% of the total electron probability.* That is, 90% of the time the electron is inside this sphere.

So far we have described only the lowest-energy wave function in the hydrogen atom, the 1s orbital. Hydrogen has many other orbitals, which we will describe in the next section. However, before we proceed, we should summarize what we have said about the meaning of an atomic orbital. An orbital is difficult to define precisely at an introductory level. Technically, an orbital is a wave function. However, it is usually most helpful to picture an orbital as a three-dimensional electron density map. That is, an electron "in" a particular atomic orbital is assumed to exhibit the electron probability indicated by the orbital map.

## 7.6 ► Quantum Numbers

When we solve the Schrödinger equation for the hydrogen atom, we find many wave functions (orbitals) that satisfy it. Each of these orbitals is characterized by a series of numbers called **quantum numbers**, which describe various properties of the orbital:

The **principal quantum number** ( $n$ ) has integral values: 1, 2, 3, . . . . The principal quantum number is related to the size and energy of the orbital. As  $n$  increases, the orbital becomes larger and the electron spends more time farther from the nucleus. An increase in  $n$  also means higher energy, because the electron is less tightly bound to the nucleus, and the energy is less negative.

The **angular momentum quantum number** ( $\ell$ ) has integral values from 0 to  $n - 1$  for each value of  $n$ . This quantum number is related to the shape of atomic orbitals. The value of  $\ell$  for a particular orbital is commonly assigned a letter:  $\ell = 0$  is called  $s$ ;

**Table 7.1** ▶ The Angular Momentum Quantum Numbers and Corresponding Letters Used to Designate Atomic Orbitals

Value of $\ell$	0	1	2	3	4
Letter Used	<i>s</i>	<i>p</i>	<i>d</i>	<i>f</i>	<i>g</i>

## Number of Orbitals per Subshell

$s = 1$

$p = 3$

$d = 5$

$f = 7$

$g = 9$

**Table 7.2** ▶ Quantum Numbers for the First Four Levels of Orbitals in the Hydrogen Atom

<i>n</i>	$\ell$	Sublevel Designation	$m_\ell$	Number of Orbitals
1	0	1 <i>s</i>	0	1
2	0	2 <i>s</i>	0	1
	1	2 <i>p</i>	-1, 0, +1	3
3	0	3 <i>s</i>	0	1
	1	3 <i>p</i>	-1, 0, 1	3
	2	3 <i>d</i>	-2, -1, 0, 1, 2	5
4	0	4 <i>s</i>	0	1
	1	4 <i>p</i>	-1, 0, 1	3
	2	4 <i>d</i>	-2, -1, 0, 1, 2	5
	3	4 <i>f</i>	-3, -2, -1, 0, 1, 2, 3	7

$\ell = 1$  is called *p*;  $\ell = 2$  is called *d*;  $\ell = 3$  is called *f*. This system arises from early spectral studies and is summarized in Table 7.1.

The **magnetic quantum number** ( $m_\ell$ ) has integral values between  $\ell$  and  $-\ell$ , including zero. The value of  $m_\ell$  is related to the orientation of the orbital in space relative to the other orbitals in the atom.

The first four levels of orbitals in the hydrogen atom are listed with their quantum numbers in Table 7.2. Note that each set of orbitals with a given value of  $\ell$  (sometimes called a **subshell**) is designated by giving the value of  $n$  and the letter for  $\ell$ . Thus an orbital where  $n = 2$  and  $\ell = 1$  is symbolized as 2*p*. There are three 2*p* orbitals, which have different orientations in space. We will describe these orbitals in the next section.

$$n = 1, 2, 3, \dots$$

$$\ell = 0, 1, \dots (n - 1)$$

$$m_\ell = -\ell, \dots, 0, \dots, +\ell$$

**EXAMPLE 7.6** — **Electron Subshells**

For principal quantum level  $n = 5$ , determine the number of allowed subshells (different values of  $\ell$ ), and give the designation of each.

**Solution**

For  $n = 5$ , the allowed values of  $\ell$  run from 0 to 4 ( $n - 1 = 5 - 1$ ). Thus the subshells and their designations are

$$\begin{array}{cccccc} \ell = 0 & \ell = 1 & \ell = 2 & \ell = 3 & \ell = 4 & \\ 5s & 5p & 5d & 5f & 5g & \end{array}$$

**SEE EXERCISES 7.67 THROUGH 7.69**

## 7.7 ▶ Orbital Shapes and Energies

We have seen that the meaning of an orbital is represented most clearly by a probability distribution. Each orbital in the hydrogen atom has a unique probability distribution. We also saw that another means of representing an orbital is by the surface that surrounds 90% of the total electron probability. These two types of representations for the hydrogen  $1s$ ,  $2s$ , and  $3s$  orbitals are shown in Fig. 7.14. Note the characteristic spherical shape of each of the  $s$  orbitals. Note also that the  $2s$  and  $3s$  orbitals contain areas of high probability separated by areas of zero probability. These latter areas are called **nodal surfaces**, or simply **nodes**. The number of nodes increases as  $n$  increases. For  $s$  orbitals, the number of nodes is given by  $n - 1$ . For our purposes, however, we will think of  $s$  orbitals only in terms of their overall spherical shape, which becomes larger as the value of  $n$  increases.

The two types of representations for the  $2p$  orbitals (there are no  $1p$  orbitals) are shown in Fig. 7.15. Note that the  $p$  orbitals are not spherical like  $s$  orbitals but have two *lobes* separated by a node at the nucleus. The  $p$  orbitals are labeled according to the axis of the  $xyz$  coordinate system along which the lobes lie. For example, the  $2p$  orbital with lobes centered along the  $x$  axis is called the  $2p_x$  orbital.

At this point it is useful to remember that mathematical functions have signs. For example, a simple sine wave (see Fig. 7.1) oscillates from positive to negative and repeats this pattern. Atomic orbital functions also have signs. The functions for  $s$  orbitals are positive everywhere in three-dimensional space. That is, when the  $s$  orbital function is evaluated at any point in space, it results in a positive number. In contrast, the  $p$  orbital functions have different signs in different regions of space. For example, the  $p_z$  orbital has a positive sign in all the regions of space in which  $z$  is positive and has a negative sign when  $z$  is negative. This behavior is indicated in Fig. 7.15(b) by the positive and negative signs inside their boundary surfaces. It is important to understand that these are mathematical signs, not charges. Just as a sine wave has alternating positive and negative phases, so too  $p$  orbitals have positive and negative phases. The phases of the  $p_x$ ,  $p_y$ , and  $p_z$  orbitals are indicated in Fig. 7.15(b).

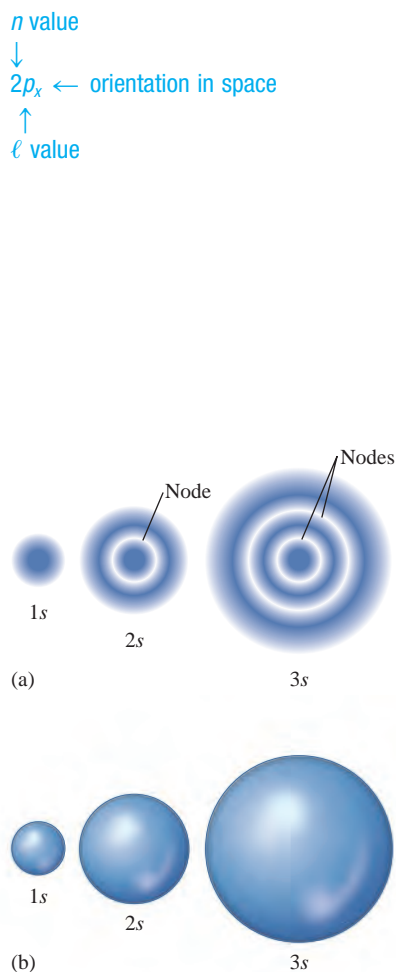
As you might expect from our discussion of the  $s$  orbitals, the  $3p$  orbitals have a more complex probability distribution than that of the  $2p$  orbitals (see Fig. 7.16), but they can still be represented by the same boundary surface shapes. The surfaces just grow larger as the value of  $n$  increases.

There are no  $d$  orbitals that correspond to principal quantum levels  $n = 1$  and  $n = 2$ . The  $d$  orbitals ( $\ell = 2$ ) first occur in level  $n = 3$ . The five  $3d$  orbitals have the shapes shown in Fig. 7.17. The  $d$  orbitals have two different fundamental shapes. Four of the orbitals ( $d_{xz}$ ,  $d_{yz}$ ,  $d_{xy}$ , and  $d_{x^2-y^2}$ ) have four lobes centered in the plane indicated in the orbital label. Note that  $d_{xy}$  and  $d_{x^2-y^2}$  are both centered in the  $xy$  plane; however, the lobes of  $d_{x^2-y^2}$  lie *along* the  $x$  and  $y$  axes, while the lobes of  $d_{xy}$  lie *between* the axes. The fifth orbital,  $d_{z^2}$ , has a unique shape with two lobes along the  $z$  axis and a belt centered in the  $xy$  plane. The  $d$  orbitals for levels  $n > 3$  look like the  $3d$  orbitals but have larger lobes.

The  $f$  orbitals first occur in level  $n = 4$ , and as might be expected, they have shapes even more complex than those of the  $d$  orbitals. Figure 7.18 shows representations of the  $4f$  orbitals ( $\ell = 3$ ) along with their designations. These orbitals are not involved in the bonding in any of the compounds we will consider in this text. Their shapes and labels are simply included for completeness.

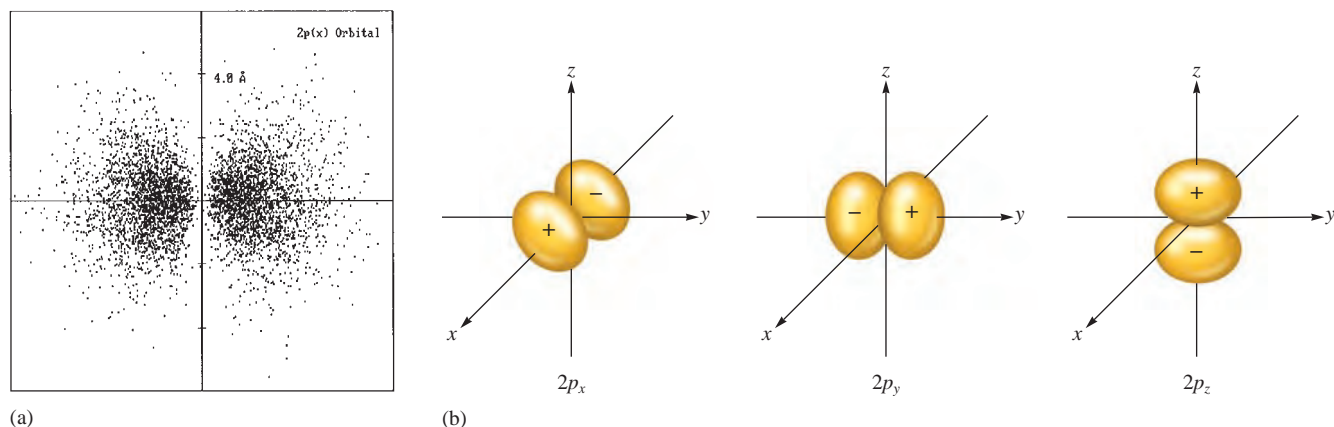
So far we have talked about the shapes of the hydrogen atomic orbitals but not about their energies. For the hydrogen atom, the energy of a particular orbital is determined by its value of  $n$ . Thus *all* orbitals with the same value of  $n$  have the *same energy*—they are said to be **degenerate**. This is shown in Fig. 7.19, where the energies for the orbitals in the first three quantum levels for hydrogen are shown.

Hydrogen's single electron can occupy any of its atomic orbitals. However, in the lowest energy state, the *ground state*, the electron resides in the  $1s$  orbital. If energy is put into the atom, the electron can be transferred to a higher-energy orbital, producing an *excited state*.



**Figure 7.14**

Two representations of the hydrogen  $1s$ ,  $2s$ , and  $3s$  orbitals. (a) The electron probability distribution. (b) The surface that contains 90% of the total electron probability (the size of the orbital, by definition).

**Figure 7.15**

Representation of the  $2p$  orbitals. (a) The electron probability distribution for a  $2p$  orbital. (Generated from a program by Robert Allendoerfer on Project SERAPHIM disk PC 2402; reprinted with permission.) (b) The boundary surface representations of all three  $2p$  orbitals. Note that the signs inside the surface indicate the phases (signs) of the orbital in that region of space.

### Let's Review

#### A Summary of the Hydrogen Atom

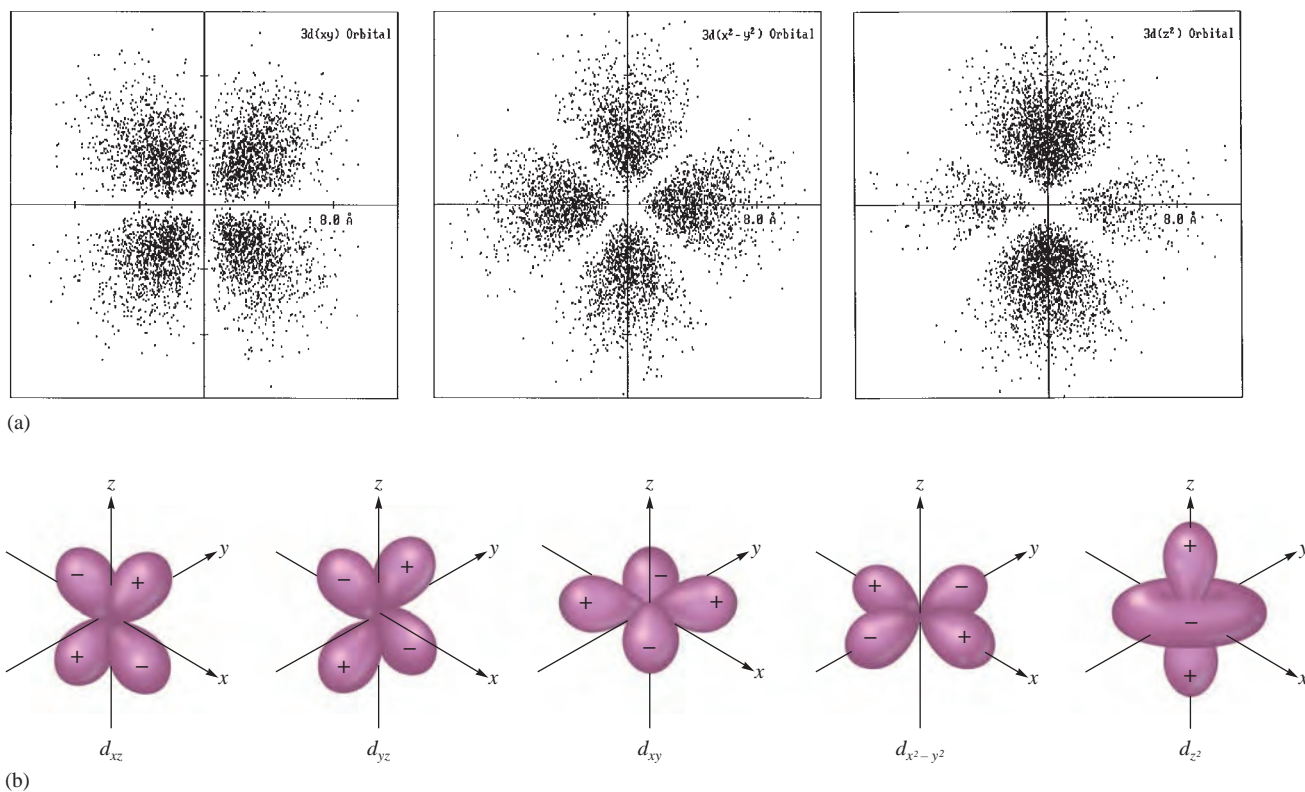
- In the quantum (wave) mechanical model, the electron is viewed as a standing wave. This representation leads to a series of wave functions (orbitals) that describe the possible energies and spatial distributions available to the electron.
- In agreement with the Heisenberg uncertainty principle, the model cannot specify the detailed electron motions. Instead, the square of the wave function represents the probability distribution of the electron in that orbital. This allows us to picture orbitals in terms of probability distributions, or electron density maps.
- The size of an orbital is arbitrarily defined as the surface that contains 90% of the total electron probability.
- The hydrogen atom has many types of orbitals. In the ground state, the single electron resides in the  $1s$  orbital. The electron can be excited to higher-energy orbitals if energy is put into the atom.

**Figure 7.16**

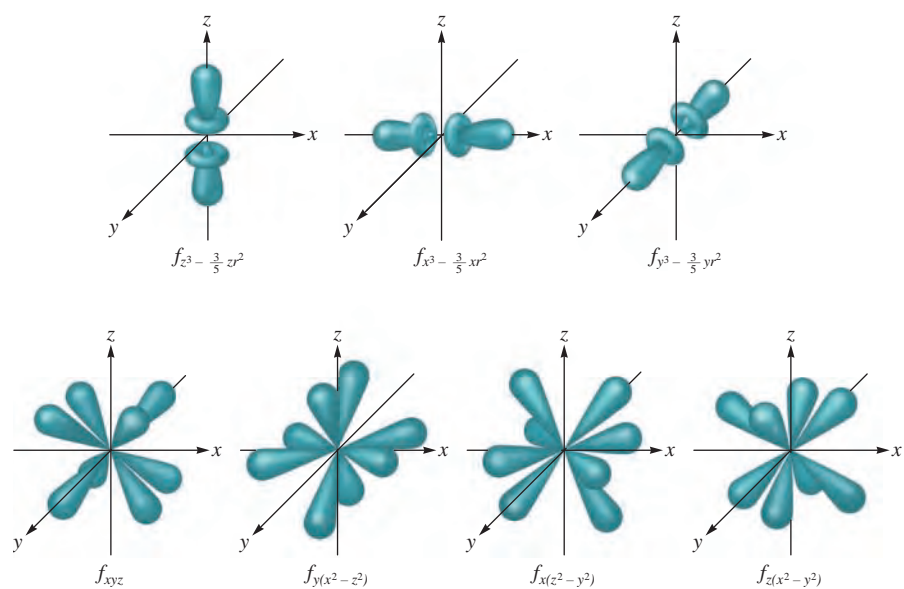
A cross section of the electron probability distribution for a  $3p$  orbital.

## 7.8 ▶ Electron Spin and the Pauli Principle

The concept of **electron spin** was developed by Samuel Goudsmit and George Uhlenbeck while they were graduate students at the University of Leyden in the Netherlands. They found that a fourth quantum number (in addition to  $n$ ,  $\ell$ , and  $m_\ell$ ) was necessary to account for the details of the emission spectra of atoms. The spectral data indicate that the electron has a magnetic moment with two possible orientations when the atom is placed in an external magnetic field. Since they knew from classical physics that a spinning charge produces a magnetic moment, it seemed reasonable to assume that the electron could have two spin states, thus producing the two oppositely directed magnetic moments (see Fig. 7.20). The new quantum number adopted to describe this phenomenon, called the **electron spin quantum number** ( $m_s$ ), can have only one of two values,

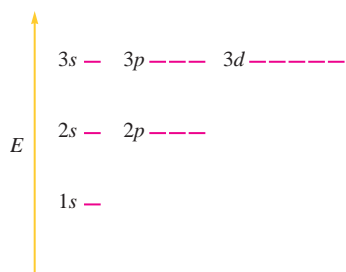
**Figure 7.17**

Representation of the 3d orbitals. (a) Electron density plots of selected 3d orbitals. (Generated from a program by Robert Allendoerfer on Project SERAPHIM disk PC 2402; reprinted with permission.) (b) The boundary surfaces of all five 3d orbitals, with the signs (phases) indicated.

**Figure 7.18**

Representation of the 4f orbitals in terms of their boundary surfaces.





**Figure 7.19**  
Orbital energy levels for the hydrogen atom.

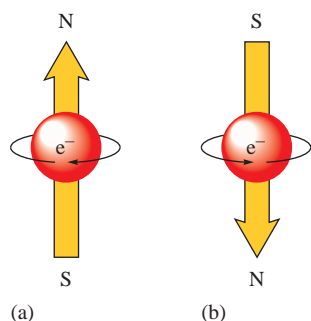
$+\frac{1}{2}$  and  $-\frac{1}{2}$ . We can interpret this to mean that the electron can spin in one of two opposite directions, although other interpretations also have been suggested.

For our purposes, the main significance of electron spin is connected with the postulate of Austrian physicist Wolfgang Pauli (1900–1958): In a given atom no two electrons can have the same set of four quantum numbers ( $n$ ,  $\ell$ ,  $m_\ell$ , and  $m_s$ ). This is called the **Pauli exclusion principle**. Since electrons in the same orbital have the same values of  $n$ ,  $\ell$ , and  $m_\ell$ , this postulate says that they must have different values of  $m_s$ . Then, since only two values of  $m_s$  are allowed, *an orbital can hold only two electrons, and they must have opposite spins*. This principle will have important consequences as we use the atomic model to account for the electron arrangements of the atoms in the periodic table.

## 7.9 ► Polyelectronic Atoms

The quantum mechanical model gives a description of the hydrogen atom that agrees very well with experimental data. However, the model would not be very useful if it did not account for the properties of all the other atoms as well.

To see how the model applies to **polyelectronic atoms**, that is, atoms with more than one electron, let's consider helium, which has two protons in its nucleus and two electrons:



**Figure 7.20**  
A picture of the spinning electron. Spinning in one direction, the electron produces the magnetic field oriented as shown in (a). Spinning in the opposite direction, it gives a magnetic field of the opposite orientation, as shown in (b).

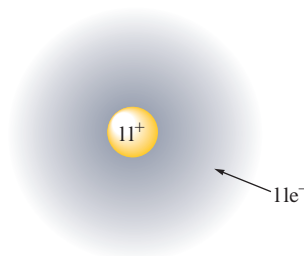


Three energy contributions must be considered in the description of the helium atom: (1) the kinetic energy of the electrons as they move around the nucleus, (2) the potential energy of attraction between the nucleus and the electrons, and (3) the potential energy of repulsion between the two electrons.

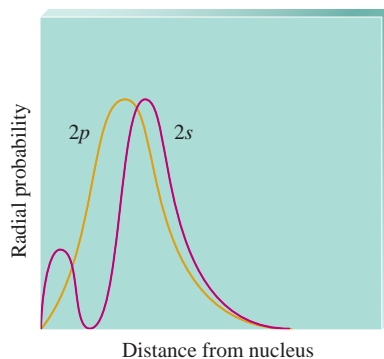
Although the helium atom can be readily described in terms of the quantum mechanical model, the Schrödinger equation that results cannot be solved exactly. The difficulty arises in dealing with the repulsions between the electrons. Since the electron pathways are unknown, the electron repulsions cannot be calculated exactly. This is called the *electron correlation problem*.

The electron correlation problem occurs with all polyelectronic atoms. To treat these systems using the quantum mechanical model, we must make approximations. Most commonly, the approximation used is to treat each electron as if it were moving in a *field of charge that is the net result of the nuclear attraction and the average repulsions of all the other electrons*.

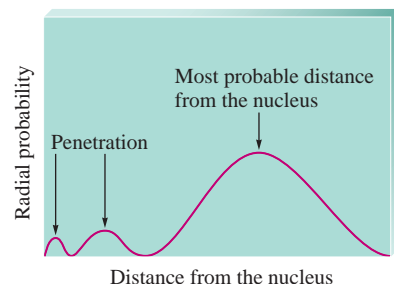
For example, consider the sodium atom, which has 11 electrons:



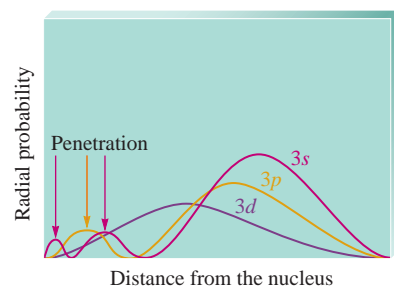
Now let's single out the outermost electron and consider the forces this electron feels. The electron clearly is attracted to the highly charged nucleus. However, the electron also feels the repulsions caused by the other 10 electrons. The net effect is that the electron is not bound nearly as tightly to the nucleus as it would be if the other electrons were not present.



**Figure 7.21**  
A comparison of the radial probability distributions of the 2s and 2p orbitals.



(a)



(b)

**Figure 7.22**  
(a) The radial probability distribution for an electron in a 3s orbital. Although a 3s electron is mostly found far from the nucleus, there is a small but significant probability (shown by the arrows) of its being found close to the nucleus. The 3s electron penetrates the shield of inner electrons. (b) The radial probability distribution for the 3s, 3p, and 3d orbitals. The arrows indicate that the s orbital (red arrow) allows greater electron penetration than the p orbital (yellow arrow) does; the d orbital allows minimal electron penetration.

We say that the electron is *screened* or *shielded* from the nuclear charge by the repulsions of the other electrons.

This picture of polyelectronic atoms leads to *hydrogenlike orbitals* for these atoms. They have the same general shapes as the orbitals for hydrogen, but their sizes and energies are different. The differences occur because of the interplay between nuclear attraction and the electron repulsions.

One especially important difference between polyelectronic atoms and the hydrogen atom is that for hydrogen all the orbitals in a given principal quantum level have the same energy (they are said to be *degenerate*). This is not the case for polyelectronic atoms, where we find that for a given principal quantum level the orbitals vary in energy as follows:

$$E_{ns} < E_{np} < E_{nd} < E_{nf}$$

In other words, when electrons are placed in a particular quantum level, they “prefer” the orbitals in the order *s*, *p*, *d*, and then *f*. Why does this happen? Although the concept of orbital energies is a complicated matter, we can qualitatively understand why the 2s orbital has a lower energy than the 2p orbital in a polyelectronic atom by looking at the probability profiles of these orbitals (see Fig. 7.21). Notice that the 2p orbital has its maximum probability closer to the nucleus than for the 2s. This might lead us to predict that the 2p would be preferable (lower energy) to the 2s orbital. However, notice the small hump of electron density that occurs in the 2s profile very near the nucleus. This means that although an electron in the 2s orbital spends most of its time a little farther from the nucleus than does an electron in the 2p orbital, it spends a small but very significant amount of time very near the nucleus. We say that the 2s electron *penetrates* to the nucleus more than one in the 2p orbital. This *penetration effect* causes an electron in a 2s orbital to be attracted to the nucleus more strongly than an electron in a 2p orbital. That is, the 2s orbital is lower in energy than the 2p orbitals in a polyelectronic atom.

The same thing happens in the other principal quantum levels as well. Figure 7.22 shows the radial probability profiles for the 3s, 3p, and 3d orbitals. Note again the hump in the 3s profile very near the nucleus. The innermost hump for the 3p is farther out, which causes the energy of the 3s orbital to be lower than that of the 3p. Notice that the 3d orbital has its maximum probability closer to the nucleus than either the 3s or 3p does, but its absence of probability near the nucleus causes it to be highest in energy of the three orbitals. The relative energies of the orbitals for  $n = 3$  are

$$E_{3s} < E_{3p} < E_{3d}$$

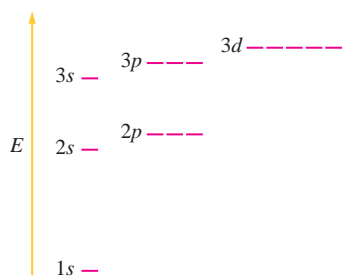
In general, the more effectively an orbital allows its electron to penetrate the shielding electrons to be close to the nuclear charge, the lower is the energy of that orbital.

A summary diagram of the orders of the orbital energies for polyelectronic atoms is represented in Fig. 7.23. We will use these orbitals in Section 7.11 to show how the electrons are arranged in polyelectronic atoms.

## 7.10 ► The History of the Periodic Table

The modern periodic table contains a tremendous amount of useful information. In this section we will discuss the origin of this valuable tool; later we will see how the quantum mechanical model for the atom explains the periodicity of chemical properties. Certainly the greatest triumph of the quantum mechanical model is its ability to account for the arrangement of the elements in the periodic table.

The periodic table was originally constructed to represent the patterns observed in the chemical properties of the elements. As chemistry progressed during the eighteenth and nineteenth centuries, it became evident that the earth is composed of a great many elements with very different properties. Things are much more complicated than the



**Figure 7.23**

The orders of the energies of the orbitals in the first three levels of polyelectronic atoms.

simple model of earth, air, fire, and water suggested by the ancients. At first, the array of elements and properties was bewildering. Gradually, however, patterns were noticed.

The first chemist to recognize patterns was Johann Dobereiner (1780–1849), who found several groups of three elements that have similar properties, for example, chlorine, bromine, and iodine. However, as Dobereiner attempted to expand this model of *triads* (as he called them) to the rest of the known elements, it became clear that it was severely limited.

The next notable attempt was made by the English chemist John Newlands, who in 1864 suggested that elements should be arranged in *octaves*, based on the idea that certain properties seemed to repeat for every eighth element in a way similar to the musical scale, which repeats for every eighth tone. Even though this model managed to group several elements with similar properties, it was not generally successful.

The present form of the periodic table was conceived independently by two chemists: the German Julius Lothar Meyer (1830–1895) and Dmitri Ivanovich Mendeleev (1834–1907), a Russian (Fig. 7.24). Usually Mendeleev is given most of the credit, because it was he who emphasized how useful the table could be in predicting the existence and properties of still unknown elements. For example, in 1872 when Mendeleev first published his table (see Fig. 7.25), the elements gallium, scandium, and germanium were unknown. Mendeleev correctly predicted the existence and properties of these elements from gaps in his periodic table. The data for germanium (which Mendeleev called *ekasilicon*) are shown in Table 7.3. Note the excellent agreement between the actual values and Mendeleev's predictions, which were based on the properties of other members in the group of elements similar to germanium.

Using his table, Mendeleev also was able to correct several values for atomic masses. For example, the original atomic mass of 76 for indium was based on the assumption that indium oxide had the formula  $\text{InO}$ . This atomic mass placed indium, which has metallic properties, among the nonmetals. Mendeleev assumed the atomic mass was probably incorrect and proposed that the formula of indium oxide was really  $\text{In}_2\text{O}_3$ . Based on this correct formula, indium has an atomic mass of approximately 113, placing the element among the metals. Mendeleev also corrected the atomic masses of beryllium and uranium.

Because of its obvious usefulness, Mendeleev's periodic table was almost universally adopted, and it remains one of the most valuable tools at the chemist's disposal. For example, it is still used to predict the properties of elements recently discovered, as shown in Table 7.4.

A current version of the periodic table is shown inside the front cover of this book. The only fundamental difference between this table and that of Mendeleev is that it lists the elements in order by atomic number rather than by atomic mass. The reason for this will become clear later in this chapter as we explore the electron arrangements of the atom. Another recent format of the table is discussed in the following section.



**Figure 7.24**

Dmitri Ivanovich Mendeleev (1834–1907), born in Siberia as the youngest of 17 children, taught chemistry at the University of St. Petersburg. In 1860 Mendeleev heard the Italian chemist Cannizzaro lecture on a reliable method for determining the correct atomic masses of the elements. This important development paved the way for Mendeleev's own brilliant contribution to chemistry—the periodic table. In 1861 Mendeleev returned to St. Petersburg, where he wrote a book on organic chemistry. Later Mendeleev also wrote a book on inorganic chemistry, and he was struck by the fact that the systematic approach characterizing organic chemistry was lacking in inorganic chemistry. In attempting to systematize inorganic chemistry, he eventually arranged the elements in the form of the periodic table.

Mendeleev was a versatile genius who was interested in many fields of science. He worked on many problems associated with Russia's natural resources, such as coal, salt, and various metals. Being particularly interested in the petroleum industry, he visited the United States in 1876 to study the Pennsylvania oil fields. His interests also included meteorology and hot-air balloons. In 1887 he made an ascent in a balloon to study a total eclipse of the sun.

**TABELLE II**

REIHEN	GRUPPE I. — R <sup>2</sup> O	GRUPPE II. — RO	GRUPPE III. — R <sup>2</sup> O <sup>3</sup>	GRUPPE IV. RH <sup>4</sup> RO <sup>2</sup>	GRUPPE V. RH <sup>3</sup> R <sup>2</sup> O <sup>5</sup>	GRUPPE VI. RH <sup>2</sup> RO <sup>3</sup>	GRUPPE VII. RH R <sup>2</sup> O <sup>7</sup>	GRUPPE VIII. — RO <sup>4</sup>
1	H = 1							
2	Li = 7	Be = 9,4	B = 11	C = 12	N = 14	O = 16	F = 19	
3	Na = 23	Mg = 24	Al = 27,3	Si = 28	P = 31	S = 32	Cl = 35,5	
4	K = 39	Ca = 40	= 44	Ti = 48	V = 51	Cr = 52	Mn = 55	Fe = 56, Co = 59, Ni = 59, Cu = 63.
5	(Cu = 63)	Zn = 65	= 68	= 72	As = 75	Se = 78	Br = 80	
6	Rb = 85	Sr = 87	? Yt = 88	Zr = 90	Nb = 94	Mo = 96	= 100	Ru = 104, Rh = 104, Pd = 106, Ag = 108.
7	(Ag = 108)	Cd = 112	In = 113	Sn = 118	Sb = 122	Te = 125	J = 127	
8	Cs = 133	Ba = 137	? Di = 138	? Ce = 140	—	—	—	— — — —
9	(—)	—	—	—	—	—	—	— — — —
10	—	—	? Er = 178	? La = 180	Ta = 182	W = 184	—	Os = 195, Ir = 197, Pt = 198, Au = 199.
11	(Au = 199)	Hg = 200	Tl = 204	Pb = 207	Bi = 208	—	—	— — — —
12	—	—	—	Th = 231	—	U = 240	—	— — — —

**Figure 7.25**

Mendeleev's early periodic table, published in 1872. Note the spaces left for missing elements with atomic masses 44, 68, 72, and 100.

(From *Annalen der Chemie und Pharmacie*, VIII, Supplementary Volume for 1872, page 511.)

**Table 7.3** ▶ Comparison of the Properties of Germanium as Predicted by Mendeleev and as Actually Observed

Properties of Germanium	Predicted in 1871	Observed in 1886
Atomic weight	72	72.3
Density	5.5 g/cm <sup>3</sup>	5.47 g/cm <sup>3</sup>
Specific heat	0.31 J/(°C · g)	0.32 J/(°C · g)
Melting point	Very high	960°C
Oxide formula	RO <sub>2</sub>	GeO <sub>2</sub>
Oxide density	4.7 g/cm <sup>3</sup>	4.70 g/cm <sup>3</sup>
Chloride formula	RCl <sub>4</sub>	GeCl <sub>4</sub>
Boiling point of chloride	100°C	86°C

**Table 7.4** ▶ Predicted Properties of Elements 113 and 114

Property	Element 113	Element 114
Chemically like	Thallium	Lead
Atomic mass	297	298
Density	16 g/mL	14 g/mL
Melting point	430°C	70°C
Boiling point	1100°C	150°C

## 7.11 ► The Aufbau Principle and the Periodic Table

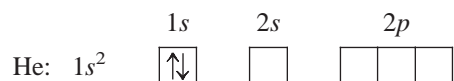
We can use the quantum mechanical model of the atom to show how the electron arrangements in the hydrogenlike atomic orbitals of the various atoms account for the organization of the periodic table. Our main assumption here is that all atoms have the same type of orbitals as have been described for the hydrogen atom. As protons are added one by one to the nucleus to build up the elements, electrons are similarly added to these hydrogenlike orbitals. This is called the **aufbau principle**.

*Hydrogen* has one electron, which occupies the  $1s$  orbital in its ground state. The configuration for hydrogen is written as  $1s^1$ , which can be represented by the following orbital diagram:



The arrow represents an electron spinning in a particular direction.

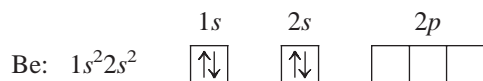
The next element, *helium*, has two electrons. Since two electrons with opposite spins can occupy an orbital, according to the Pauli exclusion principle, the electrons for helium are in the  $1s$  orbital with opposite spins, producing a  $1s^2$  configuration:



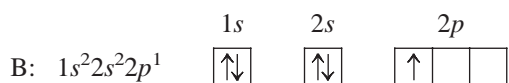
*Lithium* has three electrons, two of which can go into the  $1s$  orbital before the orbital is filled. Since the  $1s$  orbital is the only orbital for  $n = 1$ , the third electron will occupy the lowest-energy orbital with  $n = 2$ , or the  $2s$  orbital, giving a  $1s^2 2s^1$  configuration:



The next element, *beryllium*, has four electrons, which occupy the  $1s$  and  $2s$  orbitals:



*Boron* has five electrons, four of which occupy the  $1s$  and  $2s$  orbitals. The fifth electron goes into the second type of orbital with  $n = 2$ , the  $2p$  orbitals:



Since all the  $2p$  orbitals have the same energy (are degenerate), it does not matter which  $2p$  orbital the electron occupies.

*Carbon* is the next element and has six electrons. Two electrons occupy the  $1s$  orbital, two occupy the  $2s$  orbital, and two occupy  $2p$  orbitals. Since there are three  $2p$  orbitals with the same energy, the mutually repulsive electrons will occupy *separate*  $2p$  orbitals. This behavior is summarized by **Hund's rule** (named for the German physicist F. H. Hund): The lowest energy configuration for an atom is the one having the maximum number of unpaired electrons allowed by the Pauli principle in a particular set of degenerate orbitals. By convention, the unpaired electrons are represented as having parallel spins (with spin "up").

The configuration for carbon could be written  $1s^2 2s^2 2p^1 2p^1$  to indicate that the electrons occupy separate  $2p$  orbitals. However, the configuration is usually given as  $1s^2 2s^2 2p^2$ ,

**Aufbau** is German for "building up."

H ( $Z = 1$ )

He ( $Z = 2$ )

Li ( $Z = 3$ )

Be ( $Z = 4$ )

B ( $Z = 5$ )

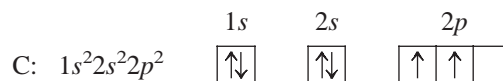
etc.

( $Z =$  atomic number)

For an atom with unfilled subshells, the lowest energy is achieved by electrons occupying separate orbitals with parallel spins, as far as allowed by the Pauli exclusion principle.

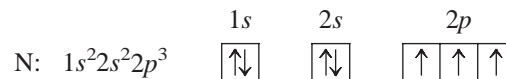
[Ne] is shorthand for  $1s^22s^22p^6$ .

and it is understood that the electrons are in different  $2p$  orbitals. The orbital diagram for carbon is

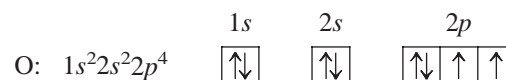


Note that the unpaired electrons in the  $2p$  orbitals are shown with parallel spins.

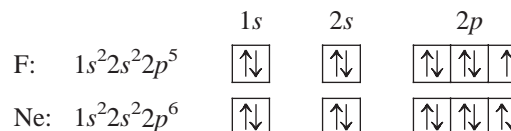
The configuration for *nitrogen*, which has seven electrons, is  $1s^22s^22p^3$ . The three electrons in the  $2p$  orbitals occupy separate orbitals with parallel spins:



The configuration for *oxygen*, which has eight electrons, is  $1s^22s^22p^4$ . One of the  $2p$  orbitals is now occupied by a pair of electrons with opposite spins, as required by the Pauli exclusion principle:



The orbital diagrams and electron configurations for *fluorine* (nine electrons) and *neon* (ten electrons) are as follows:




With neon, the orbitals with  $n = 1$  and  $n = 2$  are now completely filled.

For *sodium*, the first ten electrons occupy the  $1s$ ,  $2s$ , and  $2p$  orbitals, and the eleventh electron must occupy the first orbital with  $n = 3$ , the  $3s$  orbital. The electron configuration for sodium is  $1s^22s^22p^63s^1$ . To avoid writing the inner-level electrons, this configuration is often abbreviated as  $[\text{Ne}]3s^1$ , where  $[\text{Ne}]$  represents the electron configuration of neon,  $1s^22s^22p^6$ .

The next element, *magnesium*, has the configuration  $1s^22s^22p^63s^2$ , or  $[\text{Ne}]3s^2$ . Then the next six elements, *aluminum* through *argon*, have configurations obtained by filling the  $3p$  orbitals one electron at a time. Figure 7.26 summarizes the electron configurations of the first 18 elements by giving the number of electrons in the type of orbital occupied last.

At this point it is useful to introduce the concept of **valence electrons**, *the electrons in the outermost principal quantum level of an atom*. The valence electrons of the nitrogen atom, for example, are the  $2s$  and  $2p$  electrons. For the sodium atom, the valence electron is the electron in the  $3s$  orbital, and so on. Valence electrons are the most important



Sodium metal is so reactive that it is stored under kerosene to protect it from the oxygen in the air.

H $1s^1$								He $1s^2$	
Li $2s^1$	Be $2s^2$			B $2p^1$	C $2p^2$	N $2p^3$	O $2p^4$	F $2p^5$	Ne $2p^6$
Na $3s^1$	Mg $3s^2$			Al $3p^1$	Si $3p^2$	P $3p^3$	S $3p^4$	Cl $3p^5$	Ar $3p^6$

**Figure 7.26**

The electron configurations in the type of orbital occupied last for the first 18 elements.



A vial containing potassium metal. The sealed vial contains an inert gas to protect the potassium from reacting with oxygen.



Calcium metal.

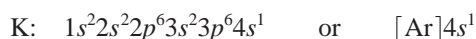


Chromium is often used to plate bumpers and hood ornaments, such as this statue of Mercury found on a 1929 Buick.

electrons to chemists because they are involved in bonding, as we will see in the next two chapters. The inner electrons are known as **core electrons**.

Note in Fig. 7.26 that a very important pattern is developing: The elements in the same group (vertical column of the periodic table) have the same valence electron configuration. Remember that Mendeleev originally placed the elements in groups based on similarities in chemical properties. Now we understand the reason behind these groupings. Elements with the same valence electron configuration show similar chemical behavior.

The element after argon is *potassium*. Since the  $3p$  orbitals are fully occupied in argon, we might expect the next electron to go into a  $3d$  orbital (recall that for  $n = 3$  the orbitals are  $3s$ ,  $3p$ , and  $3d$ ). However, the chemistry of potassium is clearly very similar to that of lithium and sodium, indicating that the last electron in potassium occupies the  $4s$  orbital instead of one of the  $3d$  orbitals, a conclusion confirmed by many types of experiments. The electron configuration of potassium is



The next element is *calcium*:



The next element, *scandium*, begins a series of 10 elements (scandium through zinc) called the **transition metals**, whose configurations are obtained by adding electrons to the five  $3d$  orbitals. The configuration of scandium is



That of *titanium* is



And that of *vanadium* is

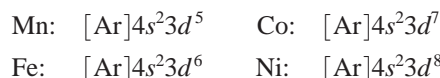


*Chromium* is the next element. The expected configuration is  $[\text{Ar}]4s^2 3d^4$ . However, the observed configuration is



The explanation for this configuration of chromium is beyond the scope of this book. In fact, chemists are still disagreeing over the exact cause of this anomaly. Note, however, that the observed configuration has both the  $4s$  and  $3d$  orbitals half-filled. This is a good way to remember the correct configuration.

The next four elements, *manganese* through *nickel*, have the expected configurations:



The configuration for *copper* is expected to be  $[\text{Ar}]4s^2 3d^9$ . However, the observed configuration is



In this case, a half-filled  $4s$  orbital and a filled set of  $3d$  orbitals characterize the actual configuration.

*Zinc* has the expected configuration:



The configurations of the transition metals are shown in Fig. 7.27. After that, the next six elements, *gallium* through *krypton*, have configurations that correspond to filling the  $4p$  orbitals (see Fig. 7.27).





		Representative Elements		<i>d</i> -Transition Elements										Representative Elements					Noble Gases
		Group numbers												13	14	15	16	17	18
		1A	2A											3A	4A	5A	6A	7A	8A
		$ns^1$	$ns^2$											$ns^2np^1$	$ns^2np^2$	$ns^2np^3$	$ns^2np^4$	$ns^2np^5$	$ns^2np^6$
1	1	H	2																2
		$1s^1$	$ns^2$																$1s^2$
2	3	Li	4											5	6	7	8	9	10
		$2s^1$	$2s^2$											$2s^22p^1$	$2s^22p^2$	$2s^22p^3$	$2s^22p^4$	$2s^22p^5$	$2s^22p^6$
3	11	Na	12	3	4	5	6	7	8	9	10	11	12	13	14	15	16	17	18
		$3s^1$	$3s^2$											$3s^23p^1$	$3s^23p^2$	$3s^23p^3$	$3s^23p^4$	$3s^23p^5$	$3s^23p^6$
4	19	K	20	21	22	23	24	25	26	27	28	29	30	31	32	33	34	35	36
		$4s^1$	$4s^2$	$4s^23d^1$	$4s^23d^2$	$4s^23d^3$	$4s^13d^5$	$4s^23d^5$	$4s^23d^6$	$4s^23d^7$	$4s^23d^8$	$4s^13d^{10}$	$4s^23d^{10}$	$4s^24p^1$	$4s^24p^2$	$4s^24p^3$	$4s^24p^4$	$4s^24p^5$	$4s^24p^6$
5	37	Rb	38	39	40	41	42	43	44	45	46	47	48	49	50	51	52	53	54
		$5s^1$	$5s^2$	$5s^24d^1$	$5s^24d^2$	$5s^14d^4$	$5s^14d^5$	$5s^14d^6$	$5s^14d^7$	$5s^14d^8$	$4d^{10}$	$5s^14d^{10}$	$5s^24d^{10}$	$5s^25p^1$	$5s^25p^2$	$5s^25p^3$	$5s^25p^4$	$5s^25p^5$	$5s^25p^6$
6	55	Cs	56	57	72	73	74	75	76	77	78	79	80	81	82	83	84	85	86
		$6s^1$	$6s^2$	$6s^25d^1$	$4f^{14}6s^25d^2$	$6s^25d^3$	$6s^25d^4$	$6s^25d^5$	$6s^25d^6$	$6s^25d^7$	$6s^15d^9$	$6s^15d^{10}$	$6s^25d^{10}$	$6s^26p^1$	$6s^26p^2$	$6s^26p^3$	$6s^26p^4$	$6s^26p^5$	$6s^26p^6$
7	87	Fr	88	89	104	105	106	107	108	109	110	111	112	113	114	115			118
		$7s^1$	$7s^2$	$7s^26d^1$	$7s^26d^2$	$7s^26d^3$	$7s^26d^4$	$7s^26d^5$	$7s^26d^6$	$7s^26d^7$	$7s^26d^8$	$7s^16d^{10}$	$7s^26d^{10}$	$7s^26d^{10}7p^1$	$7s^26d^{10}7p^2$	$7s^26d^{10}7p^3$			$7s^27p^6$

		<i>f</i> -Transition Elements												
*Lanthanides	58	59	60	61	62	63	64	65	66	67	68	69	70	71
	Ce	Pr	Nd	Pm	Sm	Eu	Gd	Tb	Dy	Ho	Er	Tm	Yb	Lu
	$6s^24f^15d^1$	$6s^24f^35d^0$	$6s^24f^5d^0$	$6s^24f^55d^0$	$6s^24f^65d^0$	$6s^24f^75d^0$	$6s^24f^75d^1$	$6s^24f^95d^0$	$6s^24f^{10}5d^0$	$6s^24f^{11}5d^0$	$6s^24f^{12}5d^0$	$6s^24f^{13}5d^0$	$6s^24f^{14}5d^0$	$6s^24f^{14}5d^1$
**Actinides	90	91	92	93	94	95	96	97	98	99	100	101	102	103
	Th	Pa	U	Np	Pu	Am	Cm	Bk	Cf	Es	Fm	Md	No	Lr
	$7s^25f^06d^2$	$7s^25f^26d^1$	$7s^25f^46d^1$	$7s^25f^46d^1$	$7s^25f^66d^1$	$7s^25f^76d^0$	$7s^25f^76d^1$	$7s^25f^96d^0$	$7s^25f^{10}6d^0$	$7s^25f^{11}6d^0$	$7s^25f^{12}6d^0$	$7s^25f^{13}6d^0$	$7s^25f^{14}6d^0$	$7s^25f^{14}6d^1$

Figure 7.29

The periodic table with atomic symbols, atomic numbers, and partial electron configurations.

Actinides are elements in which the 5*f* orbitals are being filled.

The group label tells the total number of valence electrons for that group.

- After actinium, which has the configuration  $[\text{Rn}]7s^26d^1$ , a group of 14 elements called the **actinide series**, or the **actinides**, occurs. This series corresponds to the filling of the seven 5*f* orbitals. Note that sometimes one or two electrons occupy the 6*d* orbitals instead of the 5*f* orbitals, because these orbitals have very similar energies.
- The group labels for Groups 1A, 2A, 3A, 4A, 5A, 6A, 7A, and 8A indicate the *total number* of valence electrons for the atoms in these groups. For example, all the elements in Group 5A have the configuration  $ns^2np^3$ . (The *d* electrons fill one period late and are usually not counted as valence electrons.) The meaning of the group labels for the transition metals is not as clear as for the Group A elements, and these will not be used in this text.
- The groups labeled 1A, 2A, 3A, 4A, 5A, 6A, 7A, and 8A are often called the **main-group**, or **representative, elements**. Every member of these groups has the same valence electron configuration.

The International Union of Pure and Applied Chemistry (IUPAC), a body of scientists organized to standardize scientific conventions, has recommended a new form for the

periodic table, which the American Chemical Society has adopted (see the blue numbers in Fig. 7.29). In this new version the group number indicates the number of *s*, *p*, and *d* electrons added since the last noble gas. We will not use the new format in this book, but you should be aware that the familiar periodic table may be soon replaced by this or a similar format.

The results considered in this section are very important. We have seen that the quantum mechanical model can be used to explain the arrangement of the elements in the periodic table. This model allows us to understand that the similar chemistry exhibited by the members of a given group arises from the fact that they all have the same valence electron configuration. Only the principal quantum number of the valence orbitals changes in going down a particular group.

It is important to be able to give the electron configuration for each of the main-group elements. This is most easily done by using the periodic table. If you understand how the table is organized, it is not necessary to memorize the order in which the orbitals fill. Review Figs. 7.28 and 7.29 to make sure that you understand the correspondence between the orbitals and the periods and groups.

Predicting the configurations of the transition metals (*3d*, *4d*, and *5d* elements), the lanthanides (*4f* elements), and the actinides (*5f* elements) is somewhat more difficult because there are many exceptions of the type encountered in the first-row transition metals (the *3d* elements). You should memorize the configurations of chromium and copper, the two exceptions in the first-row transition metals, since these elements are often encountered.

When an electron configuration is given in this text, the orbitals are listed in the order in which they fill.

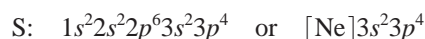
Cr:  $[\text{Ar}]4s^13d^5$   
Cu:  $[\text{Ar}]4s^13d^{10}$

### EXAMPLE 7.7 — Electron Configurations

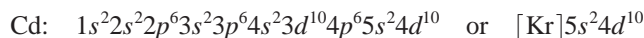
Give the electron configurations for sulfur (S), cadmium (Cd), hafnium (Hf), and radium (Ra) using the periodic table inside the front cover of this book.

#### Solution

*Sulfur* is element 16 and resides in Period 3, where the *3p* orbitals are being filled (see Fig. 7.30). Since sulfur is the fourth among the “*3p* elements,” it must have four *3p* electrons. Its configuration is



*Cadmium* is element 48 and is located in Period 5 at the end of the *4d* transition metals, as shown in Fig. 7.30. It is the tenth element in the series and thus has 10 electrons in the *4d* orbitals, in addition to the 2 electrons in the *5s* orbital. The configuration is



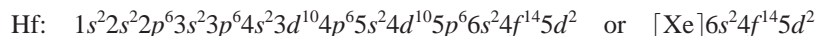
		Group																
		1A												8A				
1	1s	2A											3A	4A	5A	6A	7A	1s
2	2s													2p				
3	3s													3p	S			
4	4s			3d										4p				
5	5s			4d						Cd			5p					
6	6s	La	Hf	5d								6p						
7	7s	Ra	Ac	6d								7p						

**Figure 7.30**

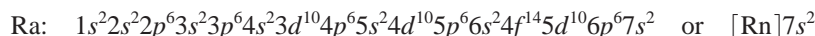
The positions of the elements considered in Example 7.7.

										4f						
										5f						

*Hafnium* is element 72 and is found in Period 6, as shown in Fig. 7.30. Note that it occurs just after the lanthanide series. Thus the  $4f$  orbitals are already filled. Hafnium is the second member of the  $5d$  transition series and has two  $5d$  electrons. The configuration is



*Radium* is element 88 and is in Period 7 (and Group 2A), as shown in Fig. 7.30. Thus radium has two electrons in the  $7s$  orbital, and the configuration is



SEE EXERCISES 7.79 THROUGH 7.82

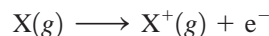
## 7.12 ► Periodic Trends in Atomic Properties

We have developed a fairly complete picture of polyelectronic atoms. Although the model is rather crude because the nuclear attractions and electron repulsions are simply lumped together, it is very successful in accounting for the periodic table of elements. We will next use the model to account for the observed trends in several important atomic properties: ionization energy, electron affinity, and atomic size.

Ionization energy results in the formation of a positive ion.

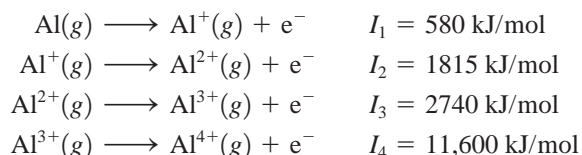
### Ionization Energy

*Ionization energy* is the energy required to remove an electron from a gaseous atom or ion:



where the atom or ion is assumed to be in its ground state.

To introduce some of the characteristics of ionization energy, we will consider the energy required to remove several electrons in succession from aluminum in the gaseous state. The ionization energies are



Several important points can be illustrated from these results. In a stepwise ionization process, it is always the highest-energy electron (the one bound least tightly) that is removed first. The **first ionization energy**  $I_1$  is the energy required to remove the highest-energy electron of an atom. The first electron removed from the aluminum atom comes from the  $3p$  orbital (Al has the electron configuration  $[\text{Ne}]3s^2 3p^1$ ). The second electron comes from the  $3s$  orbital (since  $\text{Al}^+$  has the configuration  $[\text{Ne}]3s^2$ ). Note that the value of  $I_1$  is considerably smaller than the value of  $I_2$ , the **second ionization energy**.

This makes sense for several reasons. The primary factor is simply charge. Note that the first electron is removed from a neutral atom (Al), whereas the second electron is removed from a  $1+$  ion ( $\text{Al}^+$ ). The increase in positive charge binds the electrons more firmly, and the ionization energy increases. The same trend shows up in the third ( $I_3$ ) and fourth ( $I_4$ ) ionization energies, where the electron is removed from the  $\text{Al}^{2+}$  and  $\text{Al}^{3+}$  ions, respectively.

The increase in successive ionization energies for an atom also can be interpreted using our simple model for polyelectronic atoms. The increase in ionization energy from  $I_1$  to  $I_2$  makes sense because the first electron is removed from a  $3p$  orbital that is higher in energy than the  $3s$  orbital from which the second electron is removed. The largest jump in ionization energy by far occurs in going from the third ionization energy ( $I_3$ ) to the fourth ( $I_4$ ). This is so because  $I_4$  corresponds to removing a core electron ( $\text{Al}^{3+}$  has the configuration  $1s^2 2s^2 2p^6$ ), and core electrons are bound much more tightly than valence electrons.



Setting the aluminum cap on the Washington Monument in 1884. At that time, aluminum was regarded as a precious metal.

**Table 7.5** ▶ Successive Ionization Energies in Kilojoules per Mole for the Elements in Period 3

Element	$I_1$	$I_2$	$I_3$	$I_4$	$I_5$	$I_6$	$I_7$
Na	495	4560					
Mg	735	1445	7730	Core electrons*			
Al	580	1815	2740	11,600			
Si	780	1575	3220	4350	16,100		
P	1060	1890	2905	4950	6270	21,200	
S	1005	2260	3375	4565	6950	8490	27,000
Cl	1255	2295	3850	5160	6560	9360	11,000
Ar	1527	2665	3945	5770	7230	8780	12,000

\*Note the large jump in ionization energy in going from removal of valence electrons to removal of core electrons.

General decrease

General increase

**Table 7.6** ▶ First Ionization Energies for the Alkali Metals and Noble Gases

Atom	$I_1$ (kJ/mol)
<b>Group 1A</b>	
Li	520
Na	495
K	419
Rb	409
Cs	382
<b>Group 8A</b>	
He	2377
Ne	2088
Ar	1527
Kr	1356
Xe	1176
Rn	1042

Table 7.5 gives the values of ionization energies for all the Period 3 elements. Note the large jump in energy in each case in going from removal of valence electrons to removal of core electrons.

The values of the first ionization energies for the elements in the first six periods of the periodic table are graphed in Fig. 7.31. Note that in general as we go *across a period from left to right*, the first ionization energy increases. This is consistent with the idea that electrons added in the same principal quantum level do not completely shield the increasing nuclear charge caused by the added protons. Thus electrons in the same principal quantum level are generally more strongly bound as we move to the right on the periodic table, and there is a general increase in ionization energy values as electrons are added to a given principal quantum level.

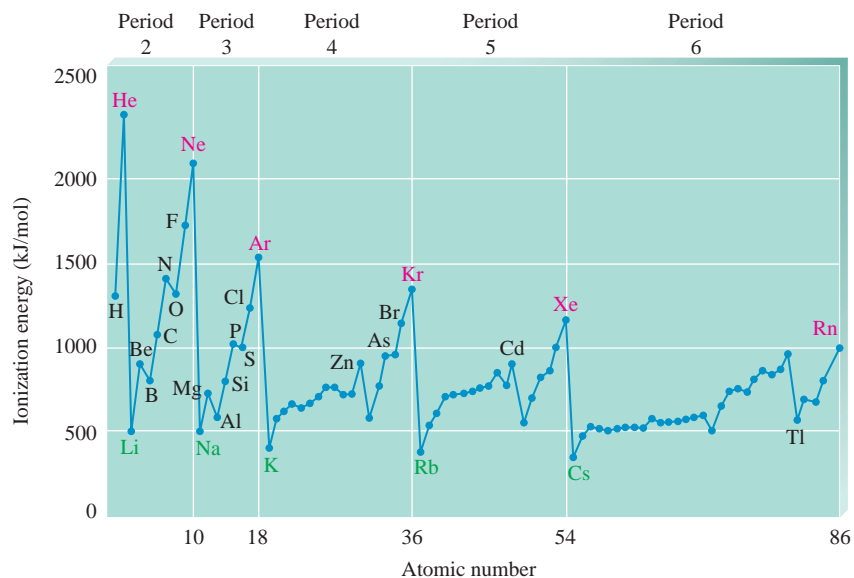
On the other hand, *first ionization energy decreases in going down a group*. This can be seen most clearly by focusing on the Group 1A elements (the alkali metals) and the Group 8A elements (the noble gases), as shown in Table 7.6. The main reason for the decrease in ionization energy in going down a group is that the electrons being removed are, on average, farther from the nucleus. As  $n$  increases, the size of the orbital increases, and the electron is easier to remove.

In Fig. 7.31 we see that there are some discontinuities in ionization energy in going across a period. For example, for Period 2, discontinuities occur in going from beryllium

First ionization energy increases across a period and decreases down a group.

**Figure 7.31**

The values of first ionization energy for the elements in the first six periods. In general, ionization energy decreases in going down a group. For example, note the decrease in values for Group 1A and Group 8A. In general, ionization energy increases in going left to right across a period. For example, note the sharp increase going across Period 2 from lithium through neon.



	1A	2A	3A	4A	5A	6A	7A	8A
1	H 1311							He 2377
2	Li 520	Be 899	B 800	C 1086	N 1402	O 1314	F 1681	Ne 2088
3	Na 495	Mg 735	Al 580	Si 780	P 1060	S 1005	Cl 1255	Ar 1527
4	K 419	Ca 590	Ga 579	Ge 761	As 947	Se 941	Br 1143	Kr 1356
5	Rb 409	Sr 549	In 558	Sn 708	Sb 834	Te 869	I 1009	Xe 1176
6	Cs 382	Ba 503	Tl 589	Pb 715	Bi 703	Po 813	At (926)	Rn 1042

**Figure 7.32**

Trends in ionization energies (kJ/mol) for the representative elements.

to boron and from nitrogen to oxygen. These exceptions to the normal trend can be explained in terms of electron repulsions. The decrease in ionization energy in going from beryllium to boron reflects the fact that the electrons in the filled  $2s$  orbital provide some shielding for electrons in the  $2p$  orbital from the nuclear charge. The decrease in ionization energy in going from nitrogen to oxygen reflects the extra electron repulsions in the doubly occupied oxygen  $2p$  orbital.

The ionization energies for the representative elements are summarized in Fig. 7.32.

**EXAMPLE 7.8****Trends in Ionization Energies**

The first ionization energy for phosphorus is 1060 kJ/mol, and that for sulfur is 1005 kJ/mol. Why?

**Solution**

Phosphorus and sulfur are neighboring elements in Period 3 of the periodic table and have the following valence electron configurations: Phosphorus is  $3s^23p^3$ , and sulfur is  $3s^23p^4$ .

Ordinarily, the first ionization energy increases as we go across a period, so we might expect sulfur to have a greater ionization energy than phosphorus. However, in this case the fourth  $p$  electron in sulfur must be placed in an already occupied orbital. The electron–electron repulsions that result cause this electron to be more easily removed than might be expected.

SEE EXERCISES 7.107 AND 7.108

**EXAMPLE 7.9****Ionization Energies**

Consider atoms with the following electron configurations:

$$1s^22s^22p^6$$

$$1s^22s^22p^63s^1$$

$$1s^22s^22p^63s^2$$

Which atom has the largest first ionization energy, and which one has the smallest second ionization energy? Explain your choices.

**Solution**

The atom with the largest value of  $I_1$  is the one with the configuration  $1s^22s^22p^6$  (this is the neon atom), because this element is found at the right end of Period 2. Since the  $2p$

electrons do not shield each other very effectively,  $I_1$  will be relatively large. The other configurations given include  $3s$  electrons. These electrons are effectively shielded by the core electrons and are farther from the nucleus than the  $2p$  electrons in neon. Thus  $I_1$  for these atoms will be smaller than for neon.

The atom with the smallest value of  $I_2$  is the one with the configuration  $1s^2 2s^2 2p^6 3s^2$  (the magnesium atom). For magnesium, both  $I_1$  and  $I_2$  involve valence electrons. For the atom with the configuration  $1s^2 2s^2 2p^6 3s^1$  (sodium), the second electron lost (corresponding to  $I_2$ ) is a core electron (from a  $2p$  orbital).

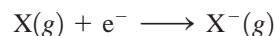
SEE EXERCISES 7.145 AND 7.147

## Electron Affinity

Electron affinity is associated with the production of a **negative** ion.

The sign convention for electron affinity values follows the convention for energy changes used in Chapter 6.

**Electron affinity** is the energy change associated with the addition of an electron to a gaseous atom:



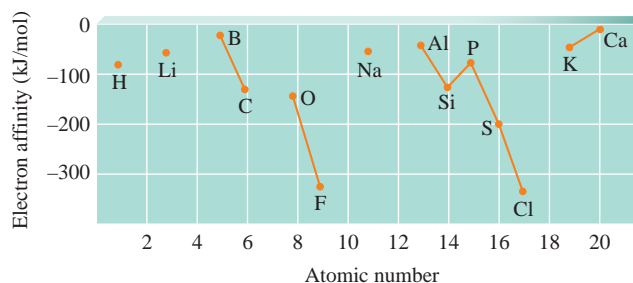
Because two different conventions have been used, there is a good deal of confusion in the chemical literature about the signs for electron affinity values. Electron affinity has been defined in many textbooks as the energy *released* when an electron is added to a gaseous atom. This convention requires that a positive sign be attached to an exothermic addition of an electron to an atom, which opposes normal thermodynamic conventions. Therefore, in this book we define electron affinity as a *change* in energy, which means that if the addition of the electron is exothermic, the corresponding value for electron affinity will carry a negative sign.

Figure 7.33 shows the electron affinity values for the atoms among the first 20 elements that form stable, isolated negative ions—that is, the atoms that undergo the addition of an electron as shown above. As expected, all these elements have negative (exothermic) electron affinities. Note that the *more negative* the energy, the greater the quantity of energy released. Although electron affinities generally become more negative from left to right across a period, there are several exceptions to this rule in each period. The dependence of electron affinity on atomic number can be explained by considering the changes in electron repulsions as a function of electron configurations. For example, the fact that the nitrogen atom does not form a stable, isolated  $N^-(g)$  ion, whereas carbon forms  $C^-(g)$ , reflects the difference in the electron configurations of these atoms. An electron added to nitrogen ( $1s^2 2s^2 2p^3$ ) to form the  $N^-(g)$  ion ( $1s^2 2s^2 2p^4$ ) would have to occupy a  $2p$  orbital that already contains one electron. The extra repulsion between the electrons in this doubly occupied orbital causes  $N^-(g)$  to be unstable. When an electron is added to carbon ( $1s^2 2s^2 2p^2$ ) to form the  $C^-(g)$  ion ( $1s^2 2s^2 2p^3$ ), no such extra repulsions occur.

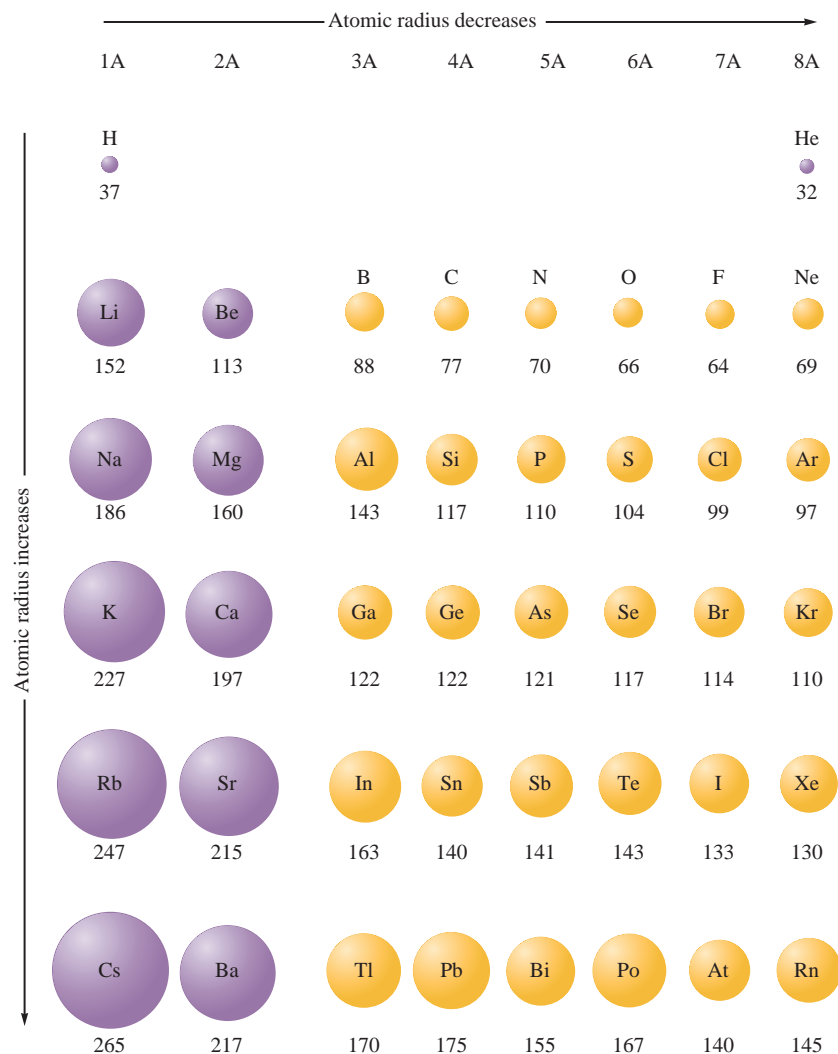
In contrast to the nitrogen atom, the oxygen atom can add one electron to form the stable  $O^-(g)$  ion. Presumably oxygen's greater nuclear charge compared with that of nitrogen is sufficient to overcome the repulsion associated with putting a second electron into an already occupied  $2p$  orbital. However, it should be noted that a second electron *cannot* be added to an oxygen atom [ $O^-(g) + e^- \not\rightarrow O^{2-}(g)$ ] to form an isolated oxide ion.

**Figure 7.33**

The electron affinity values for atoms among the first 20 elements that form stable, isolated  $X^-$  ions. The lines shown connect adjacent elements. The absence of a line indicates missing elements (He, Be, N, Ne, Mg, and Ar) whose atoms do not add an electron exothermically and thus do not form stable, isolated  $X^-$  ions.





**Figure 7.35**

Atomic radii (in picometers) for selected atoms. Note that atomic radius decreases going across a period and increases going down a group. The values for the noble gases are estimated, because data from bonded atoms are lacking.

## 7.13 ► The Properties of a Group: The Alkali Metals

We have seen that the periodic table originated as a way to portray the systematic properties of the elements. Mendeleev was primarily responsible for first showing its usefulness in correlating and predicting the elemental properties. In this section we will summarize much of the information available from the table. We also will illustrate the usefulness of the table by discussing the properties of a representative group, the alkali metals.

### Information Contained in the Periodic Table

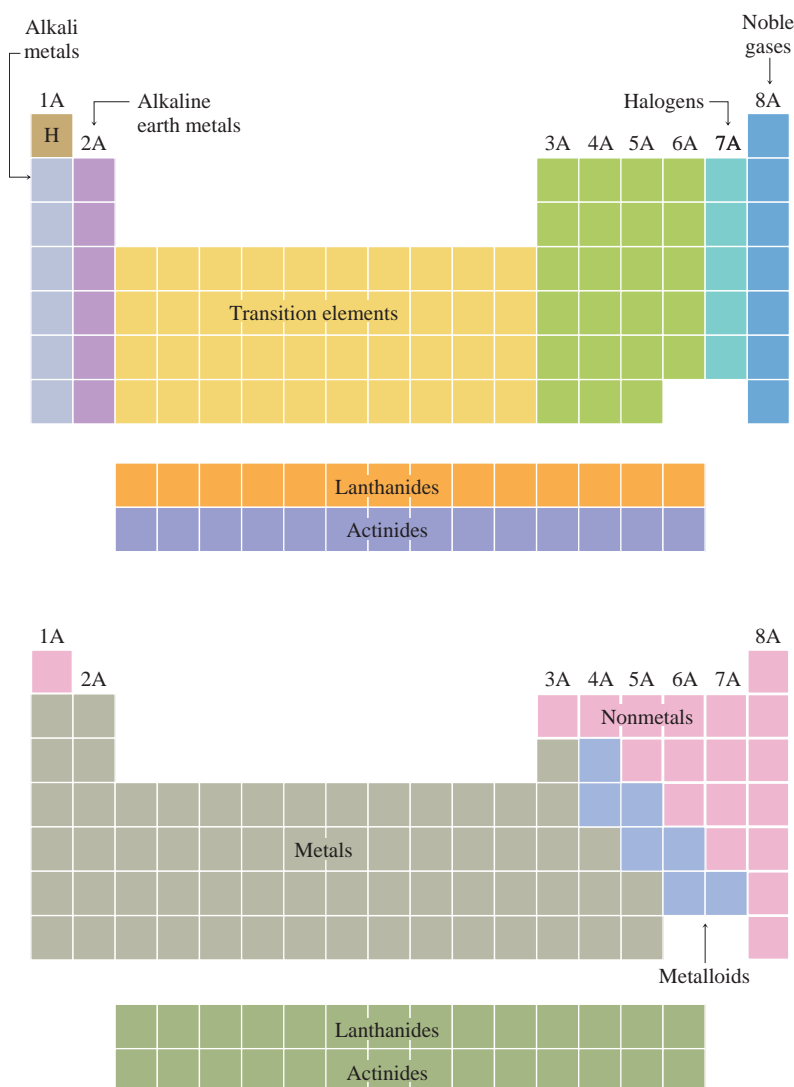
1. The essence of the periodic table is that the groups of representative elements exhibit similar chemical properties that change in a regular way. The quantum mechanical model of the atom has allowed us to understand the basis for the similarity of properties in a group—that each group member has the same valence electron



configuration. *It is the number and type of valence electrons that primarily determine an atom's chemistry.*

- One of the most valuable types of information available from the periodic table is the electron configuration of any representative element. If you understand the organization of the table, you will not need to memorize electron configurations for these elements. Although the predicted electron configurations for transition metals are sometimes incorrect, this is not a serious problem. You should, however, memorize the configurations of two exceptions, chromium and copper, since these 3*d* transition elements are found in many important compounds.
- As we mentioned in Chapter 2, certain groups in the periodic table have special names. These are summarized in Fig. 7.36. Groups are often referred to by these names, so you should learn them.
- The most basic division of the elements in the periodic table is into metals and nonmetals. The most important chemical property of a metal atom is the tendency to give up one or more electrons to form a positive ion; metals tend to have low ionization

Metals and nonmetals were first discussed in Chapter 2.



**Figure 7.36**  
Special names for groups in the periodic table.

energies. The metallic elements are found on the left side of the table, as shown in Fig. 7.36. The most chemically reactive metals are found on the lower left-hand portion of the table, where the ionization energies are smallest. The most distinctive chemical property of a nonmetal atom is the ability to gain one or more electrons to form an anion when reacting with a metal. Thus nonmetals are elements with large ionization energies and the most negative electron affinities. The nonmetals are found on the right side of the table, with the most reactive ones in the upper right-hand corner, except for the noble gas elements, which are quite unreactive. The division into metals and nonmetals shown in Fig. 7.36 is only approximate. Many elements along the division line exhibit both metallic and nonmetallic properties under certain circumstances. These elements are often called **metalloids**, or sometimes **semimetals**.

## The Alkali Metals

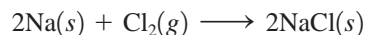
The metals of Group 1A, the alkali metals, illustrate very well the relationships among the properties of the elements in a group. Lithium, sodium, potassium, rubidium, cesium, and francium are the most chemically reactive of the metals. We will not discuss francium here because it occurs in nature in only very small quantities. Although hydrogen is found in Group 1A of the periodic table, it behaves as a nonmetal, in contrast to the other members of that group. The fundamental reason for hydrogen's nonmetallic character is its very small size (see Fig. 7.35). The electron in the small  $1s$  orbital is bound tightly to the nucleus.

Some important properties of the first five alkali metals are shown in Table 7.8. The data in Table 7.8 show that in going down the group, the first ionization energy decreases and the atomic radius increases. This agrees with the general trends discussed in Section 7.12.

The overall increase in density in going down Group 1A is typical of all groups. This occurs because atomic mass generally increases more rapidly than atomic size. Thus there is more mass per unit volume for each succeeding element.

The smooth decrease in melting point and boiling point in going down Group 1A is not typical; in most other groups more complicated behavior occurs. Note that the melting point of cesium is only  $29^{\circ}\text{C}$ . Cesium can be melted readily using only the heat from your hand. This is very unusual—metals typically have rather high melting points. For example, tungsten melts at  $3410^{\circ}\text{C}$ . The only other metals with low melting points are mercury (mp  $-38^{\circ}\text{C}$ ) and gallium (mp  $30^{\circ}\text{C}$ ).

The chemical property most characteristic of a metal is the ability to lose its valence electrons. The Group 1A elements are very reactive. They have low ionization energies and react with nonmetals to form ionic solids. A typical example involves the reaction of sodium with chlorine to form sodium chloride:




Hydrogen will be discussed further in Chapter 20.

Other groups will be discussed in Chapters 20 and 21.

Oxidation–reduction reactions were discussed in Chapter 4.

**Table 7.8** ▶ Properties of Five Alkali Metals

Element	Valence Electron Configuration	Density at $25^{\circ}\text{C}$ ( $\text{g}/\text{cm}^3$ )	mp ( $^{\circ}\text{C}$ )	bp ( $^{\circ}\text{C}$ )	First Ionization Energy ( $\text{kJ}/\text{mol}$ )	Atomic (covalent) Radius ( $\text{pm}$ )	Ionic ( $\text{M}^+$ ) Radius ( $\text{pm}$ )
Li	$2s^1$	0.53	180	1330	520	152	60
Na	$3s^1$	0.97	98	892	495	186	95
K	$4s^1$	0.86	64	760	419	227	133
Rb	$5s^1$	1.53	39	668	409	247	148
Cs	$6s^1$	1.87	29	690	382	265	169



## chemical connections

### Potassium—Too Much of a Good Thing Can Kill You

Potassium is widely recognized as an essential element. In fact, our daily requirement for potassium is more than twice that for sodium. Because most foods contain potassium, serious deficiency of this element in humans is rare. However, potassium deficiency can be caused by kidney malfunction or by the use of certain diuretics. Potassium deficiency leads to muscle weakness, irregular heartbeat, and depression.

Potassium is found in the fluids of the body as the  $K^+$  ion, and its presence is essential to the operation of our nervous system. The passage of impulses along the nerves requires the flow of  $K^+$  (and  $Na^+$ ) through channels in the membranes of the nerve cells. Failure of this ion flow prevents nerve transmissions and results in death. For example, the black mamba snake kills its victims by injecting a venom that blocks the potassium channels in the nerve cells.

Although a steady intake of potassium is essential to preserve life, ironically, too much potassium can be lethal. In fact, the deadly ingredient in the drug mixture used for executing criminals is potassium chloride. Injection of a large amount of a potassium chloride solution produces an excess of  $K^+$  ion in the fluids surrounding the cells and



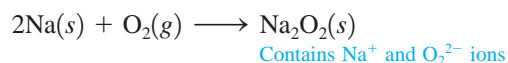
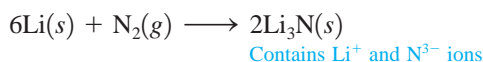
The black mamba snake's venom kills by blocking the potassium channels in the nerve cells of victims.

prevents the essential flow of  $K^+$  out the cells to allow nerve impulses to occur. This causes the heart to stop beating. Unlike other forms of execution, death by lethal injection of potassium chloride does not harm the organs of the body. Thus condemned criminals who are executed in this manner could potentially donate their organs for transplants. However, this idea is very controversial.



Potassium reacts vigorously with water.

where sodium chloride contains  $Na^+$  and  $Cl^-$  ions. This is an oxidation–reduction reaction in which chlorine oxidizes sodium. In the reactions between metals and nonmetals, it is typical for the nonmetal to behave as the oxidizing agent and the metal to behave as the reducing agent, as shown by the following reactions:



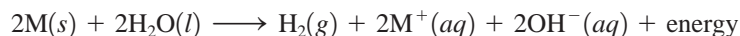
For reactions of the types just shown, the relative reducing powers of the alkali metals can be predicted from the first ionization energies listed in Table 7.8. Since it is much easier to remove an electron from a cesium atom than from a lithium atom, cesium should be the better reducing agent. The expected trend in reducing ability is



**Table 7.9** ▶ Hydration Energies for  $\text{Li}^+$ ,  $\text{Na}^+$ , and  $\text{K}^+$  Ions

Ion	Hydration Energy (kJ/mol)
$\text{Li}^+$	-510
$\text{Na}^+$	-402
$\text{K}^+$	-314

This order is observed experimentally for direct reactions between the solid alkali metals and nonmetals. However, this is not the order for reducing ability found when the alkali metals react in aqueous solution. For example, the reduction of water by an alkali metal is very vigorous and exothermic:



The order of reducing abilities observed for this reaction for the first three group members is



In the gas phase potassium loses an electron more easily than sodium, and sodium more easily than lithium. Thus it is surprising that lithium is the best reducing agent toward water.

This reversal occurs because the formation of the  $\text{M}^+$  ions in aqueous solution is strongly influenced by the hydration of these ions by the polar water molecules. The *hydration energy* of an ion represents the change in energy that occurs when water molecules attach to the  $\text{M}^+$  ion. The hydration energies for the  $\text{Li}^+$ ,  $\text{Na}^+$ , and  $\text{K}^+$  ions (shown in Table 7.9) indicate that the process is exothermic in each case. However, nearly twice as much energy is released by the hydration of the  $\text{Li}^+$  ion as for the  $\text{K}^+$  ion. This difference is caused by size effects; the  $\text{Li}^+$  ion is much smaller than the  $\text{K}^+$  ion, and thus its *charge density* (charge per unit volume) is also much greater. This means that the polar water molecules are more strongly attracted to the small  $\text{Li}^+$  ion. Because the  $\text{Li}^+$  ion is so strongly hydrated, its formation from the lithium atom occurs more readily than the formation of the  $\text{K}^+$  ion from the potassium atom. Although a potassium atom in the gas phase loses its valence electron more readily than a lithium atom in the gas phase, the opposite is true in aqueous solution. This anomaly is an example of the importance of the polarity of the water molecule in aqueous reactions.

There is one more surprise involving the highly exothermic reactions of the alkali metals with water. Experiments show that in water lithium is the best reducing agent, so we might expect that lithium should react the most vigorously with water. However, this is not true. Sodium and potassium react much more vigorously. Why is this so? The answer lies in the relatively high melting point of lithium. When sodium and potassium react with water, the heat evolved causes them to melt, giving a larger area of contact with water. Lithium, on the other hand, does not melt under these conditions and reacts more slowly. This illustrates the important principle (which we will discuss in detail in Chapter 12) that the energy change for a reaction and the rate at which it occurs are not necessarily related.

In this section we have seen that the trends in atomic properties summarized by the periodic table can be a great help in understanding the chemical behavior of the elements. This fact will be emphasized over and over as we proceed in our study of chemistry.

## For Review

### ▶ Key Terms

#### Section 7.1

electromagnetic radiation  
wavelength  
frequency

#### Section 7.2

Planck's constant  
quantization  
photon  
photoelectric effect  
 $E = mc^2$

#### Electromagnetic radiation

- Characterized by its wavelength ( $\lambda$ ), frequency ( $\nu$ ), and speed ( $c = 2.9979 \times 10^8$  m/s)

$$\lambda\nu = c$$

- Can be viewed as a stream of “particles” called photons, each with energy  $h\nu$ , where  $h$  is Planck's constant ( $6.626 \times 10^{-34}$  J · s)

#### Photoelectric effect

- When light strikes a metal surface, electrons are emitted
- Analysis of the kinetic energy and numbers of the emitted electrons led Einstein to suggest that electromagnetic radiation can be viewed as a stream of photons

dual nature of light  
diffraction  
diffraction pattern

### Section 7.3

continuous spectrum  
line spectrum

### Section 7.4

quantum model  
ground state

### Section 7.5

standing wave  
wave function  
orbital  
quantum (wave) mechanical model  
Heisenberg uncertainty principle  
probability distribution  
radial probability distribution

### Section 7.6

quantum numbers  
principal quantum number ( $n$ )  
angular momentum quantum number ( $\ell$ )  
magnetic quantum number ( $m_\ell$ )  
subshell

### Section 7.7

nodal surface  
node  
degenerate orbital

### Section 7.8

electron spin  
electron spin quantum number  
Pauli exclusion principle

### Section 7.9

polyelectronic atoms

### Section 7.11

aufbau principle  
Hund's rule  
valence electrons  
core electrons  
transition metals  
lanthanide series  
actinide series  
main-group elements (representative elements)

### Section 7.12

first ionization energy  
second ionization energy  
electron affinity  
atomic radii

### Section 7.13

metalloids (semimetals)

## Hydrogen spectrum

- The emission spectrum of hydrogen shows discrete wavelengths
- Indicates that hydrogen has discrete energy levels

## Bohr model of the hydrogen atom

- Using the data from the hydrogen spectrum and assuming angular momentum to be quantized, Bohr devised a model in which the electron traveled in circular orbits
- Although an important pioneering effort, this model proved to be entirely incorrect

## Wave (quantum) mechanical model

- An electron is described as a standing wave
- The square of the wave function (often called an orbital) gives a probability distribution for the electron position
- The exact position of the electron is never known, which is consistent with the Heisenberg uncertainty principle: it is impossible to know accurately both the position and the momentum of a particle simultaneously
- Probability maps are used to define orbital shapes
- Orbitals are characterized by the quantum numbers  $n$ ,  $\ell$ , and  $m_\ell$

## Electron spin

- Described by the spin quantum number  $m_s$ , which can have values of  $\pm\frac{1}{2}$
- Pauli exclusion principle: no two electrons in a given atom can have the same set of quantum numbers  $n$ ,  $\ell$ ,  $m_\ell$ , and  $m_s$
- Only two electrons with opposite spins can occupy a given orbital

## Periodic table

- By populating the orbitals from the wave mechanical model (the aufbau principle), the form of the periodic table can be explained
- According to the wave mechanical model, atoms in a given group have the same valence (outer) electron configuration
- The trends in properties such as ionization energies and atomic radii can be explained in terms of the concepts of nuclear attraction, electron repulsions, shielding, and penetration

## REVIEW QUESTIONS

1. Four types of electromagnetic radiation (EMR) are ultraviolet, microwaves, gamma rays, and visible. All of these types of EMR can be characterized by wavelength, frequency, photon energy, and speed of travel. Define these terms and rank the four types of electromagnetic radiation in order of increasing wavelength, frequency, photon energy, and speed.
2. Characterize the Bohr model of the atom. In the Bohr model, what do we mean when we say something is quantized? How does the Bohr model of the hydrogen atom explain the hydrogen emission spectrum? Why is the Bohr model fundamentally incorrect?
3. What experimental evidence supports the quantum theory of light? Explain the wave-particle duality of all matter. For what size particles must one consider both the wave and the particle properties?
4. List the most important ideas of the quantum mechanical model of the atom. Include in your discussion the terms or names *wave function*, *orbital*, *Heisenberg uncertainty principle*, *de Broglie*, *Schrödinger*, and *probability distribution*.
5. What are quantum numbers? What information do we get from the quantum numbers  $n$ ,  $\ell$ , and  $m_\ell$ ? We define a spin quantum number ( $m_s$ ), but do we know that an electron literally spins?
6. How do  $2p$  orbitals differ from each other? How do  $2p$  and  $3p$  orbitals differ from each other? What is a nodal surface in an atomic orbital? What is wrong with  $1p$ ,

1*d*, 2*d*, 1*f*, 2*f*, and 3*f* orbitals? Explain what we mean when we say that a 4*s* electron is more penetrating than a 3*d* electron.

- Four blocks of elements in a periodic table refer to various atomic orbitals being filled. What are the four blocks and the corresponding orbitals? How do you get the energy ordering of the atomic orbitals from the periodic table? What is the aufbau principle? Hund's rule? The Pauli exclusion principle? There are two common exceptions to the ground-state electron configuration for elements 1–36 as predicted by the periodic table. What are they?
- What is the difference between core electrons and valence electrons? Why do we emphasize the valence electrons in an atom when discussing atomic properties? What is the relationship between valence electrons and elements in the same group of the periodic table?
- Using the element phosphorus as an example, write the equation for a process in which the energy change will correspond to the ionization energy and to the electron affinity.

Explain why the first ionization energy tends to increase as one proceeds from left to right across a period. Why is the first ionization energy of aluminum lower than that of magnesium, and the first ionization energy of sulfur lower than that of phosphorus?

Why do the successive ionization energies of an atom always increase? Note the successive ionization energies for silicon given in Table 7.5. Would you expect to see any large jumps between successive ionization energies of silicon as you removed all the electrons, one by one, beyond those shown in the table?

- The radius trend and the ionization energy trend are exact opposites. Does this make sense? Define electron affinity. Electron affinity values are both exothermic (negative) and endothermic (positive). However, ionization energy values are always endothermic (positive). Explain.

## ► Active Learning Questions

These questions are designed to be used by groups of students in class.

- What does it mean for something to have wavelike properties? Particulate properties? Electromagnetic radiation can be discussed in terms of both particles and waves. Explain the experimental verification for each of these views.
- Defend and criticize Bohr's model. Why was it reasonable that such a model was proposed, and what evidence was there that it "works"? Why do we no longer "believe" in it?
- The first four ionization energies for the elements *X* and *Y* are shown below. The units are not kJ/mol.

	<i>X</i>	<i>Y</i>
First	170	200
Second	350	400
Third	1800	3500
Fourth	2500	5000

Identify the elements *X* and *Y*. There may be more than one correct answer, so explain completely.

- Compare the first ionization energy of helium to its second ionization energy, remembering that both electrons come from the

1*s* orbital. Explain the difference without using actual numbers from the text.

- Which has the larger second ionization energy, lithium or beryllium? Why?
- Explain why a graph of ionization energy versus atomic number (across a row) is not linear. Where are the exceptions? Why are there exceptions?
- Without referring to your text, predict the trend of second ionization energies for the elements sodium through argon. Compare your answer with Table 7.5. Explain any differences.
- Account for the fact that the line that separates the metals from the nonmetals on the periodic table is diagonal downward to the right instead of horizontal or vertical.
- Explain *electron* from a quantum mechanical perspective, including a discussion of atomic radii, probabilities, and orbitals.
- Choose the best response for the following. The ionization energy for the chlorine atom is equal in magnitude to the electron affinity for
  - the Cl atom.
  - the Cl<sup>-</sup> ion.
  - the Cl<sup>+</sup> ion.
  - the F atom.
  - none of these.

Explain each choice. Justify your choice, and for the choices you did not select, explain what is incorrect about them.

- Consider the following statement: “The ionization energy for the potassium atom is negative, because when K loses an electron to become  $K^+$ , it achieves a noble gas electron configuration.” Indicate everything that is correct in this statement. Indicate everything that is incorrect. Correct the incorrect information and explain.
- In going across a row of the periodic table, electrons are added and ionization energy generally increases. In going down a column of the periodic table, electrons are also being added but ionization energy decreases. Explain.
- How does probability fit into the description of the atom?
- What is meant by an *orbital*?
- Explain the difference between the probability density distribution for an orbital and its radial probability.
- Is the following statement true or false? The hydrogen atom has a  $3s$  orbital. Explain.
- Which is higher in energy: the  $2s$  or  $2p$  orbital in hydrogen? Is this also true for helium? Explain.
- Prove mathematically that it is more energetically favorable for a fluorine atom to take an electron from a sodium atom than for a fluorine atom to take an electron from another fluorine atom.

A blue question or exercise number indicates that the answer to that question or exercise appears at the back of the book and a solution appears in the *Solutions Guide*, as found on PowerLecture.

## ► Questions

- What type of relationship (direct or inverse) exists between wavelength, frequency, and photon energy? What does a photon energy unit of a joule equal?
- What do we mean by the *frequency* of electromagnetic radiation? Is the frequency the same as the *speed* of the electromagnetic radiation?
- Explain the photoelectric effect.
- Describe briefly why the study of electromagnetic radiation has been important to our understanding of the arrangement of electrons in atoms.
- How does the wavelength of a fast-pitched baseball compare to the wavelength of an electron traveling at  $1/10$  the speed of light? What is the significance of this comparison? See Example 7.3.
- The Bohr model only works for one electron species. Why do we discuss it in this text (what’s good about it)?
- Describe the significance of the radial probability distribution shown in Fig. 7.13(b).
- The periodic table consists of four blocks of elements that correspond to  $s$ ,  $p$ ,  $d$ , and  $f$  orbitals being filled. After  $f$  orbitals come  $g$  and  $h$  orbitals. In theory, if a  $g$  block and an  $h$  block of elements existed, how long would the rows of  $g$  and  $h$  elements be in this theoretical periodic table?
- Many times the claim is made that subshells half-filled with electrons are particularly stable. Can you suggest a possible physical basis for this claim?
- Diagonal relationships in the periodic table exist as well as the vertical relationships. For example, Be and Al are similar in some

of their properties, as are B and Si. Rationalize why these diagonal relationships hold for properties such as size, ionization energy, and electron affinity.

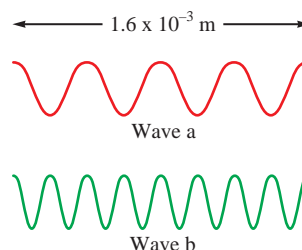
- Elements with very large ionization energies also tend to have highly exothermic electron affinities. Explain. Which group of elements would you expect to be an exception to this statement?
- The changes in electron affinity as one goes down a group in the periodic table are not nearly as large as the variations in ionization energies. Why?
- Why is it much harder to explain the line spectra of polyelectronic atoms and ions than it is to explain the line spectra of hydrogen and hydrogenlike ions?
- Scientists use emission spectra to confirm the presence of an element in materials of unknown composition. Why is this possible?
- Does the minimization of electron–electron repulsions correlate with Hund’s rule?
- In the hydrogen atom, what is the physical significance of the state for which  $n = \infty$  and  $E = 0$ ?
- The work function is the energy required to remove an electron from an atom on the surface of a metal. How does this definition differ from that for ionization energy?
- Many more anhydrous lithium salts are hygroscopic (readily absorb water) than are those of the other alkali metals. Explain.

## ► Exercises

In this section similar exercises are paired.

### Light and Matter

- The laser in an audio CD player uses light with a wavelength of  $7.80 \times 10^2$  nm. Calculate the frequency of this light.
- An FM radio station broadcasts at 99.5 MHz. Calculate the wavelength of the corresponding radio waves.
- Microwave radiation has a wavelength on the order of 1.0 cm. Calculate the frequency and the energy of a single photon of this radiation. Calculate the energy of an Avogadro’s number of photons (called an *einstein*) of this radiation.
- A photon of ultraviolet (UV) light possesses enough energy to mutate a strand of human DNA. What is the energy of a single UV photon and a mole of UV photons having a wavelength of 25 nm?
- Consider the following waves representing electromagnetic radiation:



Which wave has the longer wavelength? Calculate the wavelength. Which wave has the higher frequency and larger photon energy? Calculate these values. Which wave has the greater velocity? What type of electromagnetic radiation does each wave represent?

42. One type of electromagnetic radiation has a frequency of 107.1 MHz, another type has a wavelength of  $2.12 \times 10^{-10}$  m, and another type of electromagnetic radiation has photons with energy equal to  $3.97 \times 10^{-19}$  J/photon. Identify each type of electromagnetic radiation and place them in order of increasing photon energy and increasing frequency.
43. Carbon absorbs energy at a wavelength of 150. nm. The total amount of energy emitted by a carbon sample is  $1.98 \times 10^5$  J. Calculate the number of carbon atoms present in the sample, assuming that each atom emits one photon.
44. X rays have wavelengths on the order of  $1 \times 10^{-10}$  m. Calculate the energy of  $1.0 \times 10^{-10}$  m X rays in units of kilojoules per mole of X rays. AM radio waves have wavelengths on the order of  $1 \times 10^4$  m. Calculate the energy of  $1.0 \times 10^4$  m radio waves in units of kilojoules per mole of radio waves. Consider that the bond energy of a carbon–carbon single bond found in organic compounds is 347 kJ/mol. Would X rays and/or radio waves be able to disrupt organic compounds by breaking carbon–carbon single bonds?
45. The work function of an element is the energy required to remove an electron from the surface of the solid element. The work function for lithium is 279.7 kJ/mol (that is, it takes 279.7 kJ of energy to remove one mole of electrons from one mole of Li atoms on the surface of Li metal). What is the maximum wavelength of light that can remove an electron from an atom on the surface of lithium metal?
46. It takes 208.4 kJ of energy to remove 1 mole of electrons from an atom on the surface of rubidium metal. How much energy does it take to remove a single electron from an atom on the surface of solid rubidium? What is the maximum wavelength of light capable of doing this?
47. It takes  $7.21 \times 10^{-19}$  J of energy to remove an electron from an iron atom. What is the maximum wavelength of light that can do this?
48. Ionization energy is the energy required to remove an electron from an atom in the gas phase. The ionization energy of gold is 890.1 kJ/mol. Is light with a wavelength of 225 nm capable of ionizing a gold atom (removing an electron) in the gas phase?
49. Calculate the de Broglie wavelength for each of the following.
- an electron with a velocity 10.% of the speed of light
  - a tennis ball (55 g) served at 35 m/s ( $\sim 80$  mi/h)
50. Neutron diffraction is used in determining the structures of molecules.
- Calculate the de Broglie wavelength of a neutron moving at 1.00% of the speed of light.
  - Calculate the velocity of a neutron with a wavelength of 75 pm (1 pm =  $10^{-12}$  m).
51. A particle has a velocity that is 90.% of the speed of light. If the wavelength of the particle is  $1.5 \times 10^{-15}$  m, calculate the mass of the particle.
52. Calculate the velocities of electrons with de Broglie wavelengths of  $1.0 \times 10^2$  nm and 1.0 nm, respectively.

### Hydrogen Atom: The Bohr Model

53. Calculate the wavelength of light emitted when each of the following transitions occur in the hydrogen atom. What type of electromagnetic radiation is emitted in each transition?
- $n = 3 \rightarrow n = 2$
  - $n = 4 \rightarrow n = 2$
  - $n = 2 \rightarrow n = 1$
54. Calculate the wavelength of light emitted when each of the following transitions occur in the hydrogen atom. What type of electromagnetic radiation is emitted in each transition?
- $n = 4 \rightarrow n = 3$
  - $n = 5 \rightarrow n = 4$
  - $n = 5 \rightarrow n = 3$
55. Using vertical lines, indicate the transitions from Exercise 53 on an energy-level diagram for the hydrogen atom (see Fig. 7.9).
56. Using vertical lines, indicate the transitions from Exercise 54 on an energy-level diagram for the hydrogen atom (see Fig. 7.9).
57. Calculate the longest and shortest wavelengths of light emitted by electrons in the hydrogen atom that begin in the  $n = 6$  state and then fall to states with smaller values of  $n$ .
58. Assume that a hydrogen atom's electron has been excited to the  $n = 5$  level. How many different wavelengths of light can be emitted as this excited atom loses energy?
59. Does a photon of visible light ( $\lambda \approx 400$  to 700 nm) have sufficient energy to excite an electron in a hydrogen atom from the  $n = 1$  to the  $n = 5$  energy state? from the  $n = 2$  to the  $n = 6$  energy state?
60. An electron is excited from the  $n = 1$  ground state to the  $n = 3$  state in a hydrogen atom. Which of the following statements are true? Correct the false statements to make them true.
- It takes more energy to ionize (completely remove) the electron from  $n = 3$  than from the ground state.
  - The electron is farther from the nucleus on average in the  $n = 3$  state than in the  $n = 1$  state.
  - The wavelength of light emitted if the electron drops from  $n = 3$  to  $n = 2$  will be shorter than the wavelength of light emitted if the electron falls from  $n = 3$  to  $n = 1$ .
  - The wavelength of light emitted when the electron returns to the ground state from  $n = 3$  will be the same as the wavelength of light absorbed to go from  $n = 1$  to  $n = 3$ .
  - For  $n = 3$ , the electron is in the first excited state.
61. Calculate the maximum wavelength of light capable of removing an electron for a hydrogen atom from the energy state characterized by  $n = 1$ , by  $n = 2$ .
62. Consider an electron for a hydrogen atom in an excited state. The maximum wavelength of electromagnetic radiation that can completely remove (ionize) the electron from the H atom is 1460 nm. What is the initial excited state for the electron ( $n = ?$ )?
63. An excited hydrogen atom with an electron in the  $n = 5$  state emits light having a frequency of  $6.90 \times 10^{14}$  s $^{-1}$ . Determine the principal quantum level for the final state in this electronic transition.



64. An excited hydrogen atom emits light with a wavelength of 397.2 nm to reach the energy level for which  $n = 2$ . In which principal quantum level did the electron begin?

### Quantum Mechanics, Quantum Numbers, and Orbitals

65. Using the Heisenberg uncertainty principle, calculate  $\Delta x$  for each of the following.
- an electron with  $\Delta v = 0.100$  m/s
  - a baseball (mass = 145 g) with  $\Delta v = 0.100$  m/s
- c. How does the answer in part a compare with the size of a hydrogen atom?
- d. How does the answer in part b correspond to the size of a baseball?
66. The Heisenberg uncertainty principle can be expressed in the form

$$\Delta E \cdot \Delta t \geq \frac{h}{4\pi}$$

where  $E$  represents energy and  $t$  represents time. Show that the units for this form are the same as the units for the form used in this chapter:

$$\Delta x \cdot \Delta(mv) \geq \frac{h}{4\pi}$$

67. What are the possible values for the quantum numbers  $n$ ,  $\ell$ , and  $m_\ell$ ?
68. Which of the following orbital designations are incorrect:  $1s$ ,  $1p$ ,  $7d$ ,  $9s$ ,  $3f$ ,  $4f$ ,  $2d$ ?
69. Which of the following sets of quantum numbers are not allowed in the hydrogen atom? For the sets of quantum numbers that are incorrect, state what is wrong in each set.
- $n = 3$ ,  $\ell = 2$ ,  $m_\ell = 2$
  - $n = 4$ ,  $\ell = 3$ ,  $m_\ell = 4$
  - $n = 0$ ,  $\ell = 0$ ,  $m_\ell = 0$
  - $n = 2$ ,  $\ell = -1$ ,  $m_\ell = 1$
70. Which of the following sets of quantum numbers are not allowed? For each incorrect set, state why it is incorrect.
- $n = 3$ ,  $\ell = 3$ ,  $m_\ell = 0$ ,  $m_s = -\frac{1}{2}$
  - $n = 4$ ,  $\ell = 3$ ,  $m_\ell = 2$ ,  $m_s = -\frac{1}{2}$
  - $n = 4$ ,  $\ell = 1$ ,  $m_\ell = 1$ ,  $m_s = +\frac{1}{2}$
  - $n = 2$ ,  $\ell = 1$ ,  $m_\ell = -1$ ,  $m_s = -1$
  - $n = 5$ ,  $\ell = -4$ ,  $m_\ell = 2$ ,  $m_s = +\frac{1}{2}$
  - $n = 3$ ,  $\ell = 1$ ,  $m_\ell = 2$ ,  $m_s = -\frac{1}{2}$

71. What is the physical significance of the value of  $\psi^2$  at a particular point in an atomic orbital?
72. In defining the sizes of orbitals, why must we use an arbitrary value, such as 90% of the probability of finding an electron in that region?

### Polyelectronic Atoms

73. How many orbitals in an atom can have the designation  $5p$ ,  $3d_{z^2}$ ,  $4d$ ,  $n = 5$ ,  $n = 4$ ?
74. How many electrons in an atom can have the designation  $1p$ ,  $6d_{x^2-y^2}$ ,  $4f$ ,  $7p_y$ ,  $2s$ ,  $n = 3$ ?

75. Give the maximum number of electrons in an atom that can have these quantum numbers:
- $n = 4$
  - $n = 5$ ,  $m_\ell = +1$
  - $n = 5$ ,  $m_s = +\frac{1}{2}$
  - $n = 3$ ,  $\ell = 2$
  - $n = 2$ ,  $\ell = 1$
76. Give the maximum number of electrons in an atom that can have these quantum numbers:
- $n = 0$ ,  $\ell = 0$ ,  $m_\ell = 0$
  - $n = 2$ ,  $\ell = 1$ ,  $m_\ell = -1$ ,  $m_s = -\frac{1}{2}$
  - $n = 3$ ,  $m_s = +\frac{1}{2}$
  - $n = 2$ ,  $\ell = 2$
  - $n = 1$ ,  $\ell = 0$ ,  $m_\ell = 0$

77. Draw atomic orbital diagrams representing the ground-state electron configuration for each of the following elements.
- Na
  - Co
  - Kr
- How many unpaired electrons are present in each element?
78. For elements 1–36, there are two exceptions to the filling order as predicted from the periodic table. Draw the atomic orbital diagrams for the two exceptions and indicate how many unpaired electrons are present.

79. The elements Si, Ga, As, Ge, Al, Cd, S, and Se are all used in the manufacture of various semiconductor devices. Write the expected electron configuration for these atoms.
80. The elements Cu, O, La, Y, Ba, Tl, and Bi are all found in high-temperature ceramic superconductors. Write the expected electron configuration for these atoms.
81. Write the expected electron configurations for each of the following atoms: Sc, Fe, P, Cs, Eu, Pt, Xe, Br.
82. Write the expected electron configurations for each of the following atoms: Cl, Sb, Sr, W, Pb, Cf.

83. Write the expected ground-state electron configuration for the following.
- the element with one unpaired  $5p$  electron that forms a covalent with compound fluorine
  - the (as yet undiscovered) alkaline earth metal after radium
  - the noble gas with electrons occupying  $4f$  orbitals
  - the first-row transition metal with the most unpaired electrons
84. Using only the periodic table inside the front cover of the text, write the expected ground-state electron configurations for
- the third element in Group 5A.
  - element number 116.
  - an element with three unpaired  $5d$  electrons.
  - the halogen with electrons in the  $6p$  atomic orbitals.

85. Write the expected ground-state electron configuration for each of the following.
- the lightest halogen atom
  - the alkali metal with only  $2p$  and  $3p$  electrons
  - the Group 3A element in the same period as Sn
  - the nonmetallic elements in Group 4A

86. Identify the following elements.
- An excited state of this element has the electron configuration  $1s^2 2s^2 2p^5 3s^1$ .
  - The ground-state electron configuration is  $[\text{Ne}] 3s^2 3p^4$ .
  - An excited state of this element has the electron configuration  $[\text{Kr}] 5s^2 4d^6 5p^2 6s^1$ .
  - The ground-state electron configuration contains three unpaired  $6p$  electrons.
- 
87. In the ground state of mercury, Hg,
- how many electrons occupy atomic orbitals with  $n = 3$ ?
  - how many electrons occupy  $d$  atomic orbitals?
  - how many electrons occupy  $p_z$  atomic orbitals?
  - how many electrons have spin “up” ( $m_s = +\frac{1}{2}$ )?
88. In the ground state of element 115, Uup,
- how many electrons have  $n = 5$  as one of their quantum numbers?
  - how many electrons have  $\ell = 3$  as one of their quantum numbers?
  - how many electrons have  $m_\ell = 1$  as one of their quantum numbers?
  - how many electrons have  $m_s = -\frac{1}{2}$  as one of their quantum numbers?
- 
89. Give a possible set of values of the four quantum numbers for all the electrons in a boron atom and a nitrogen atom if each is in the ground state.
90. Give a possible set of values of the four quantum numbers for the  $4s$  and  $3d$  electrons in titanium.
- 
91. Valence electrons are those electrons in the outermost principal quantum level (highest  $n$  level) of an atom in its ground state. Groups 1A to 8A have from 1 to 8 valence electrons. For each group of the representative elements (1A–8A), give the number of valence electrons, the general valence electron configuration, a sample element in that group, and the specific valence electron configuration for that element.
92. How many valence electrons do each of the following elements have, and what are the specific valence electrons for each element?
- Ca
  - O
  - element 117
  - In
  - Ar
  - Bi
- 
93. A certain oxygen atom has the electron configuration  $1s^2 2s^2 2p_x^2 2p_y^2$ . How many unpaired electrons are present? Is this an excited state of oxygen? In going from this state to the ground state would energy be released or absorbed?
94. Which of the following electron configurations correspond to an excited state? Identify the atoms and write the ground-state electron configuration where appropriate.
- $1s^2 2s^2 3p^1$
  - $1s^2 2s^2 2p^6$
  - $1s^2 2s^2 2p^4 3s^1$
  - $[\text{Ar}] 4s^2 3d^5 4p^1$
- How many unpaired electrons are present in each of these species?
- 
95. Which of elements 1–36 have two unpaired electrons in the ground state?
96. Which of elements 1–36 have one unpaired electron in the ground state?
- 
97. One bit of evidence that the quantum mechanical model is “correct” lies in the magnetic properties of matter. Atoms with unpaired electrons are attracted by magnetic fields and thus are said to exhibit *paramagnetism*. The degree to which this effect is observed is directly related to the number of unpaired electrons present in the atom. Consider the ground-state electron configurations for Li, N, Ni, Te, Ba, and Hg. Which of these atoms would be expected to be paramagnetic, and how many unpaired electrons are present in each paramagnetic atom?
98. How many unpaired electrons are present in each of the following in the ground state: O,  $\text{O}^+$ ,  $\text{O}^-$ , Os, Zr, S, F, Ar?

### The Periodic Table and Periodic Properties

99. Arrange the following groups of atoms in order of increasing size.
- Te, S, Se
  - K, Br, Ni
  - Ba, Si, F
100. Arrange the following groups of atoms in order of increasing size.
- Rb, Na, Be
  - Sr, Se, Ne
  - Fe, P, O
- 
101. Arrange the atoms in Exercise 99 in order of increasing first ionization energy.
102. Arrange the atoms in Exercise 100 in order of increasing first ionization energy.
- 
103. In each of the following sets, which atom or ion has the smallest radius?
- H, He
  - Cl, In, Se
  - element 120, element 119, element 116
  - Nb, Zn, Si
  - $\text{Na}^-$ , Na,  $\text{Na}^+$
104. In each of the following sets, which atom or ion has the smallest ionization energy?
- Ca, Sr, Ba
  - K, Mn, Ga
  - N, O, F
  - $\text{S}^{2-}$ , S,  $\text{S}^{2+}$
  - Cs, Ge, Ar
- 
105. Element 106 has been named seaborgium, Sg, in honor of Glenn Seaborg, discoverer of the first transuranium element.
- Write the expected electron configuration for element 106.
  - What other element would be most like element 106 in its properties?
  - Write the formula for a possible oxide and a possible oxyanion of element 106.

106. Predict some of the properties of element 117 (the symbol is Uus, following conventions proposed by the International Union of Pure and Applied Chemistry, or IUPAC).
- What will be its electron configuration?
  - What element will it most resemble chemically?
  - What will be the formula of the neutral binary compounds it forms with sodium, magnesium, carbon, and oxygen?
  - What oxyanions would you expect Uus to form?

107. The first ionization energies of As and Se are 0.947 and 0.941 MJ/mol, respectively. Rationalize these values in terms of electron configurations.

108. Rank the elements Be, B, C, N, and O in order of increasing first ionization energy. Explain your reasoning.

109. For each of the following pairs of elements

(C and N)      (Ar and Br)

pick the atom with

- more favorable (exothermic) electron affinity.
- higher ionization energy.
- larger size.

110. For each of the following pairs of elements

(Mg and K)      (F and Cl)

pick the atom with

- more favorable (exothermic) electron affinity.
- higher ionization energy.
- larger size.

111. The electron affinities of the elements from aluminum to chlorine are  $-44$ ,  $-120$ ,  $-74$ ,  $-200.4$ , and  $-384.7$  kJ/mol, respectively. Rationalize the trend in these values.

112. In the second row of the periodic table, Be, N, and Ne all have endothermic (unfavorable) electron affinities, whereas the other second-row elements have exothermic (favorable) electron affinities. Rationalize why Be, N, and Ne have unfavorable electron affinities.

113. Order the atoms in each of the following sets from the least exothermic electron affinity to the most.

- S, Se
- F, Cl, Br, I

114. Order the atoms in each of the following sets from the least exothermic electron affinity to the most.

- N, O, F
- Al, Si, P

115. The electron affinity for sulfur is more exothermic than that for oxygen. How do you account for this?

116. Which has the more negative electron affinity, the oxygen atom or the  $O^-$  ion? Explain your answer.

117. Write equations corresponding to the following.

- the fourth ionization energy of Se
- the electron affinity of  $S^-$
- the electron affinity of  $Fe^{3+}$
- the ionization energy of Mg

118. Using data from the text, determine the following values (justify your answer):

- the electron affinity of  $Mg^{2+}$
- the ionization energy of  $Cl^-$
- the electron affinity of  $Cl^+$
- the ionization energy of  $Mg^-$  (Electron affinity of Mg = 230 kJ/mol)

### Alkali Metals

119. An ionic compound of potassium and oxygen has the empirical formula KO. Would you expect this compound to be potassium(II) oxide or potassium peroxide? Explain.

120. Give the name and formula of each of the binary compounds formed from the following elements.

- Li and N
- Na and Br
- K and S

121. Cesium was discovered in natural mineral waters in 1860 by R. W. Bunsen and G. R. Kirchhoff using the spectroscope they invented in 1859. The name came from the Latin *caesius* (“sky blue”) because of the prominent blue line observed for this element at 455.5 nm. Calculate the frequency and energy of a photon of this light.

122. The bright yellow light emitted by a sodium vapor lamp consists of two emission lines at 589.0 and 589.6 nm. What are the frequency and the energy of a photon of light at each of these wavelengths? What are the energies in kJ/mol?

123. Does the information on alkali metals in Table 7.8 of the text confirm the general periodic trends in ionization energy and atomic radius? Explain.

124. Predict the atomic number of the next alkali metal after francium and give its ground-state electron configuration.

125. Complete and balance the equations for the following reactions.

- $Li(s) + N_2(g) \rightarrow$
- $Rb(s) + S(s) \rightarrow$

126. Complete and balance the equations for the following reactions.

- $Cs(s) + H_2O(l) \rightarrow$
- $Na(s) + Cl_2(g) \rightarrow$

### ► Connecting to Biochemistry

127. Photosynthesis uses 660-nm light to convert  $CO_2$  and  $H_2O$  into glucose and  $O_2$ . Calculate the frequency of this light.

128. Octyl methoxycinnamate and oxybenzone are common ingredients in sunscreen applications. These compounds work by absorbing ultraviolet (UV) B light (wavelength 280–320 nm), the UV light most associated with sunburn symptoms. What frequency range of light do these compounds absorb?

129. A carbon–oxygen double bond in a certain organic molecule absorbs radiation that has a frequency of  $6.0 \times 10^{13} s^{-1}$ .

- What is the wavelength of this radiation?
- To what region of the spectrum does this radiation belong?

- c. What is the energy of this radiation per photon? per mole of photons?
- d. A carbon–oxygen bond in a different molecule absorbs radiation with frequency equal to  $5.4 \times 10^{13} \text{ s}^{-1}$ . Is this radiation more or less energetic?

130. Human color vision is “produced” by the nervous system based on how three different cone receptors interact with photons of light in the eye. These three different types of cones interact with photons of different frequency light, as indicated in the following chart:

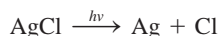
Cone Type	Range of Light Frequency Detected
S	$6.00\text{--}7.49 \times 10^{14} \text{ s}^{-1}$
M	$4.76\text{--}6.62 \times 10^{14} \text{ s}^{-1}$
L	$4.28\text{--}6.00 \times 10^{14} \text{ s}^{-1}$

What wavelength ranges (and corresponding colors) do the three types of cones detect?

131. The four most abundant elements by mass in the human body are oxygen, carbon, hydrogen, and nitrogen. These four elements make up about 96% of the human body. The next four most abundant elements are calcium, phosphorus, magnesium, and potassium. Write the expected ground-state electron configurations for these eight most abundant elements in the human body.
132. The first-row transition metals from chromium through zinc all have some biologic function in the human body. How many unpaired electrons are present in each of these first-row transition metals in the ground state?
133. Consider the eight most abundant elements in the human body, as outlined in Exercise 131. Excluding hydrogen, which of these elements would have the smallest size? largest size? smallest first ionization energy? largest first ionization energy?
134. “Lithium” is often prescribed as a mood stabilizing drug. Do you think the “lithium” prescribed is in the elemental form? What is the more likely form of lithium to be prescribed as a drug?

### ► Additional Exercises

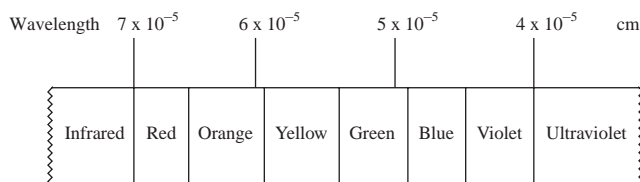
135. Photogray lenses incorporate small amounts of silver chloride in the glass of the lens. When light hits the AgCl particles, the following reaction occurs:



The silver metal that is formed causes the lenses to darken. The enthalpy change for this reaction is  $3.10 \times 10^2 \text{ kJ/mol}$ . Assuming all this energy must be supplied by light, what is the maximum wavelength of light that can cause this reaction?

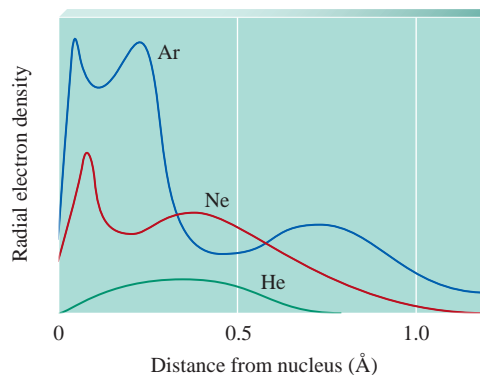
136. A certain microwave oven delivers 750. watts (J/s) of power to a coffee cup containing 50.0 g water at  $25.0^\circ\text{C}$ . If the wavelength of microwaves in the oven is 9.75 cm, how long does it take, and how many photons must be absorbed, to make the water boil? The specific heat capacity of water is  $4.18 \text{ J}^\circ\text{C} \cdot \text{g}$  and assume only the water absorbs the energy of the microwaves.
137. Mars is roughly 60 million km from earth. How long does it take for a radio signal originating from earth to reach Mars?

138. Consider the following approximate visible light spectrum:

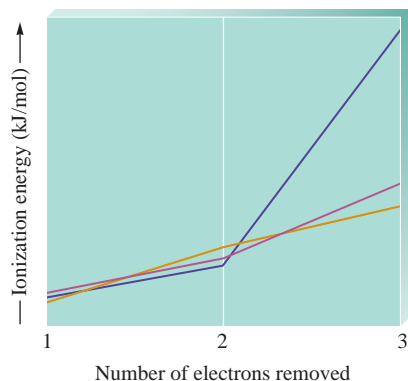


Barium emits light in the visible region of the spectrum. If each photon of light emitted from barium has an energy of  $3.59 \times 10^{-19} \text{ J}$ , what color of visible light is emitted?

139. One of the visible lines in the hydrogen emission spectrum corresponds to the  $n = 6$  to  $n = 2$  electronic transition. What color light is this transition? See Exercise 138.
140. Using Fig. 7.29, list the elements (ignore the lanthanides and actinides) that have ground-state electron configurations that differ from those we would expect from their positions in the periodic table.
141. Are the following statements true for the hydrogen atom only, true for all atoms, or not true for any atoms?
- The principal quantum number completely determines the energy of a given electron.
  - The angular momentum quantum number,  $\ell$ , determines the shapes of the atomic orbitals.
  - The magnetic quantum number,  $m_\ell$ , determines the direction that the atomic orbitals point in space.
142. Although no currently known elements contain electrons in  $g$  orbitals in the ground state, it is possible that these elements will be found or that electrons in excited states of known elements could be in  $g$  orbitals. For  $g$  orbitals, the value of  $\ell$  is 4. What is the lowest value of  $n$  for which  $g$  orbitals could exist? What are the possible values of  $m_\ell$ ? How many electrons could a set of  $g$  orbitals hold?
143. Consider the representations of the  $p$  and  $d$  atomic orbitals in Figs. 7.15 and 7.17. What do the  $+$  and  $-$  signs indicate?
144. Total radial probability distributions for the helium, neon, and argon atoms are shown in the following graph. How can one interpret the shapes of these curves in terms of electron configurations, quantum numbers, and nuclear charges?



145. The following graph plots the first, second, and third ionization energies for Mg, Al, and Si.



Without referencing the text, which plot corresponds to which element? In one of the plots, there is a huge jump in energy between  $I_2$  and  $I_3$ , unlike in the other two plots. Explain this phenomenon.

146. An ion having a 4+ charge and a mass of 49.9 amu has 2 electrons with principal quantum number  $n = 1$ , 8 electrons with  $n = 2$ , and 10 electrons with  $n = 3$ . Supply as many of the properties for the ion as possible from the information given. (*Hint:* In forming ions for this species, the 4s electrons are lost before the 3d electrons.)

- the atomic number
- total number of s electrons
- total number of p electrons
- total number of d electrons
- the number of neutrons in the nucleus
- the ground-state electron configuration of the neutral atom

147. The successive ionization energies for an unknown element are  $I_1 = 896$  kJ/mol,  $I_2 = 1752$  kJ/mol,  $I_3 = 14,807$  kJ/mol,  $I_4 = 17,948$  kJ/mol.

To which family in the periodic table does the unknown element most likely belong?

148. An unknown element is a nonmetal and has a valence electron configuration of  $ns^2np^4$ .

- How many valence electrons does this element have?
- What are some possible identities for this element?
- What is the formula of the compound this element would form with potassium?
- Would this element have a larger or smaller radius than barium?
- Would this element have a greater or smaller ionization energy than fluorine?

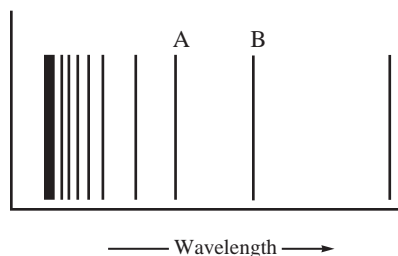
149. Using data from this chapter, calculate the change in energy expected for each of the following processes.

- $\text{Na}(g) + \text{Cl}(g) \rightarrow \text{Na}^+(g) + \text{Cl}^-(g)$
- $\text{Mg}(g) + \text{F}(g) \rightarrow \text{Mg}^+(g) + \text{F}^-(g)$
- $\text{Mg}^+(g) + \text{F}(g) \rightarrow \text{Mg}^{2+}(g) + \text{F}^-(g)$
- $\text{Mg}(g) + 2\text{F}(g) \rightarrow \text{Mg}^{2+}(g) + 2\text{F}^-(g)$

150. Three elements have the electron configurations  $1s^22s^22p^63s^23p^6$ ,  $1s^22s^22p^63s^2$ , and  $1s^22s^22p^63s^23p^64s^1$ . The first ionization energies of these elements (not in the same order) are 0.419, 0.735, and 1.527 MJ/mol. The atomic radii are 1.60, 0.98, and 2.35 Å. Identify the three elements, and match the appropriate values of ionization energy and atomic radius to each configuration.

## ► Challenge Problems

151. An atom moving at its root mean square velocity at 100.°C has a wavelength of  $2.31 \times 10^{-11}$  m. Which atom is it?
152. One of the emission spectral lines for  $\text{Be}^{3+}$  has a wavelength of 253.4 nm for an electronic transition that begins in the state with  $n = 5$ . What is the principal quantum number of the lower-energy state corresponding to this emission? (*Hint:* The Bohr model can be applied to one-electron ions. Don't forget the  $Z$  factor:  $Z = \text{nuclear charge} = \text{atomic number}$ .)
153. The figure below represents part of the emission spectrum for a one-electron ion in the gas phase. All the lines result from electronic transitions from excited states to the  $n = 3$  state. (See Exercise 152.)



- What electronic transitions correspond to lines A and B?
  - If the wavelength of line B is 142.5 nm, calculate the wavelength of line A.
154. When the excited electron in a hydrogen atom falls from  $n = 5$  to  $n = 2$ , a photon of blue light is emitted. If an excited electron in  $\text{He}^+$  falls from  $n = 4$ , to which energy level must it fall so that a similar blue light (as with the hydrogen) is emitted? Prove it. (See Exercise 152.)
155. The ground state ionization energy for the one electron ion  $X^{m+}$  is  $4.72 \times 10^4$  kJ/mol. Identify X and  $m$ . (See Exercise 152.)
156. For hydrogen atoms, the wave function for the state  $n = 3$ ,  $\ell = 0$ ,  $m_\ell = 0$  is

$$\psi_{300} = \frac{1}{81\sqrt{3\pi}} \left(\frac{1}{a_0}\right)^{3/2} (27 - 18\sigma + 2\sigma^2)e^{-\sigma/3}$$

where  $\sigma = r/a_0$  and  $a_0$  is the Bohr radius ( $5.29 \times 10^{-11}$  m). Calculate the position of the nodes for this wave function.

157. The wave function for the  $2p_z$  orbital in the hydrogen atom is

$$\psi_{2p_z} = \frac{1}{4\sqrt{2\pi}} \left(\frac{Z}{a_0}\right)^{3/2} \sigma e^{-\sigma/2} \cos \theta$$

where  $a_0$  is the value for the radius of the first Bohr orbit in meters ( $5.29 \times 10^{-11}$ ),  $\sigma$  is  $Z(r/a_0)$ ,  $r$  is the value for the distance from the nucleus in meters, and  $\theta$  is an angle. Calculate the value of  $\psi_{2p_z}^2$  at  $r = a_0$  for  $\theta = 0^\circ$  ( $z$  axis) and for  $\theta = 90^\circ$  ( $xy$  plane).

158. Answer the following questions assuming that  $m_s$  could have three values rather than two and that the rules for  $n$ ,  $\ell$ , and  $m_\ell$  are the normal ones.
- How many electrons would an orbital be able to hold?
  - How many elements would the first and second periods in the periodic table contain?

- c. How many elements would be contained in the first transition metal series?  
 d. How many electrons would the set of  $4f$  orbitals be able to hold?

**159.** Assume that we are in another universe with different physical laws. Electrons in this universe are described by four quantum numbers with meanings similar to those we use. We will call these quantum numbers  $p$ ,  $q$ ,  $r$ , and  $s$ . The rules for these quantum numbers are as follows:

$$p = 1, 2, 3, 4, 5, \dots$$

$$q \text{ takes on positive odd integers and } q \leq p.$$

$r$  takes on all even integer values from  $-q$  to  $+q$ . (Zero is considered an even number.)

$$s = +\frac{1}{2} \text{ or } -\frac{1}{2}$$

- a. Sketch what the first four periods of the periodic table will look like in this universe.  
 b. What are the atomic numbers of the first four elements you would expect to be least reactive?  
 c. Give an example, using elements in the first four rows, of ionic compounds with the formulas  $XY$ ,  $XY_2$ ,  $X_2Y$ ,  $XY_3$ , and  $X_2Y_3$ .  
 d. How many electrons can have  $p = 4$ ,  $q = 3$ ?  
 e. How many electrons can have  $p = 3$ ,  $q = 0$ ,  $r = 0$ ?  
 f. How many electrons can have  $p = 6$ ?
- 160.** Without looking at data in the text, sketch a qualitative graph of the third ionization energy versus atomic number for the elements Na through Ar, and explain your graph.
- 161.** The following numbers are the ratios of second ionization energy to first ionization energy:

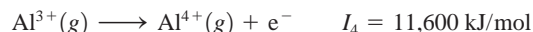
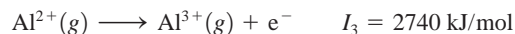
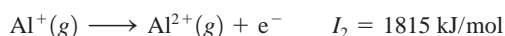
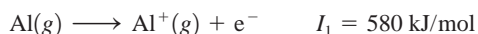
Na:	9.2
Mg:	2.0
Al:	3.1
Si:	2.0
P:	1.8
S:	2.3
Cl:	1.8
Ar:	1.8

Explain these relative numbers.

- 162.** We expect the atomic radius to increase going down a group in the periodic table. Can you suggest why the atomic radius of hafnium breaks this rule? (See data below.)

Atomic Radii, in pm			
Sc	157	Ti	147.7
Y	169.3	Zr	159.3
La	191.5	Hf	147.6

- 163.** Consider the following ionization energies for aluminum:



- a. Account for the trend in the values of the ionization energies.  
 b. Explain the large increase between  $I_3$  and  $I_4$ .  
 c. Which one of the four ions has the greatest electron affinity? Explain.  
 d. List the four aluminum ions given in order of increasing size, and explain your ordering. (*Hint:* Remember that most of the size of an atom or ion is due to its electrons.)
- 164.** While Mendeleev predicted the existence of several undiscovered elements, he did not predict the existence of the noble gases, the lanthanides, or the actinides. Propose reasons why Mendeleev was not able to predict the existence of the noble gases.
- 165.** An atom of a particular element is traveling at 1.00% of the speed of light. The de Broglie wavelength is found to be  $3.31 \times 10^{-3}$  pm. Which element is this? Prove it.

## ► Integrative Problems

These problems require the integration of multiple concepts to find the solutions.

- 166.** As the weapons officer aboard the *Starship Chemistry*, it is your duty to configure a photon torpedo to remove an electron from the outer hull of an enemy vessel. You know that the work function (the binding energy of the electron) of the hull of the enemy ship is  $7.52 \times 10^{-19}$  J.
- a. What wavelength does your photon torpedo need to be to eject an electron?  
 b. You find an extra photon torpedo with a wavelength of 259 nm and fire it at the enemy vessel. Does this photon torpedo do any damage to the ship (does it eject an electron)?  
 c. If the hull of the enemy vessel is made of the element with an electron configuration of  $[\text{Ar}]4s^13d^{10}$ , what metal is this?
- 167.** Francium, Fr, is a radioactive element found in some uranium minerals and is formed as a result of the decay of actinium.
- a. What are the electron configurations of francium and its predicted most common ion?  
 b. It has been estimated that at any one time, there is only one (1.0) ounce of francium on earth. Assuming this is true, what number of francium atoms exist on earth?  
 c. The longest-lived isotope of francium is  $^{223}\text{Fr}$ . What is the total mass in grams of the neutrons in one atom of this isotope?
- 168.** Answer the following questions based on the given electron configurations and identify the elements.
- a. Arrange these atoms in order of increasing size:  $[\text{Kr}]5s^24d^{10}5p^6$ ;  $[\text{Kr}]5s^24d^{10}5p^1$ ;  $[\text{Kr}]5s^24d^{10}5p^3$ .  
 b. Arrange these atoms in order of decreasing first ionization energy:  $[\text{Ne}]3s^23p^5$ ;  $[\text{Ar}]4s^23d^{10}4p^3$ ;  $[\text{Ar}]4s^23d^{10}4p^5$ .

**► Marathon Problem\***

This problem is designed to incorporate several concepts and techniques into one situation.

**169.** From the information below, identify element X.

- a.** The wavelength of the radio waves sent by an FM station broadcasting at 97.1 MHz is 30.0 million ( $3.00 \times 10^7$ ) times greater than the wavelength corresponding to the energy

difference between a particular excited state of the hydrogen atom and the ground state.


- b.** Let  $V$  represent the principal quantum number for the valence shell of element X. If an electron in the hydrogen atom falls from shell  $V$  to the inner shell corresponding to the excited state mentioned above in part a, the wavelength of light emitted is the same as the wavelength of an electron moving at a speed of 570. m/s.
- c.** The number of unpaired electrons for element X in the ground state is the same as the maximum number of electrons in an atom that can have the quantum number designations  $n = 2$ ,  $m_\ell = -1$ , and  $m_s = -\frac{1}{2}$ .
- d.** Let  $A$  equal the charge of the stable ion that would form when the undiscovered element 120 forms ionic compounds. This value of  $A$  also represents the angular momentum quantum number for the subshell containing the unpaired electron(s) for element X.

---

\*Used with permission from the *Journal of Chemical Education*, Vol. 68, No. 11, 1991, pp. 919–922; copyright © 1991, Division of Chemical Education, Inc.

# Bonding: General Concepts

- 8.1 ▶ Types of Chemical Bonds
- 8.2 ▶ Electronegativity
- 8.3 ▶ Bond Polarity and Dipole Moments
- 8.4 ▶ Ions: Electron Configurations and Sizes
  - Predicting Formulas of Ionic Compounds
  - Sizes of Ions
- 8.5 ▶ Energy Effects in Binary Ionic Compounds
  - Lattice Energy Calculations
- 8.6 ▶ Partial Ionic Character of Covalent Bonds
- 8.7 ▶ The Covalent Chemical Bond: A Model
  - Models: An Overview
- 8.8 ▶ Covalent Bond Energies and Chemical Reactions
  - Bond Energy and Enthalpy
- 8.9 ▶ The Localized Electron Bonding Model
- 8.10 ▶ Lewis Structures
- 8.11 ▶ Exceptions to the Octet Rule
- 8.12 ▶ Resonance
  - Odd-Electron Molecules
  - Formal Charge
- 8.13 ▶ Molecular Structure: The VSEPR Model
  - The VSEPR Model and Multiple Bonds
  - Molecules Containing No Single Central Atom
  - The VSEPR Model—How Well Does It Work?



The nudibranch uses a particular molecule (called an alomone) to defend itself against predators. The structure of the molecule is specific to its purpose.



**A**s we examine the world around us, we find it to be composed almost entirely of compounds and mixtures of compounds: Rocks, coal, soil, petroleum, trees, and human bodies are all complex mixtures of chemical compounds in which different kinds of atoms are bound together. Substances composed of unbound atoms do exist in nature, but they are very rare. Examples are the argon in the atmosphere and the helium mixed with natural gas reserves.

The manner in which atoms are bound together has a profound effect on chemical and physical properties. For example, graphite is a soft, slippery material used as a lubricant in locks, and diamond is one of the hardest materials known, valuable both as a gemstone and in industrial cutting tools. Why do these materials, both composed solely of carbon atoms, have such different properties? The answer, as we will see, lies in the bonding in these substances.

Silicon and carbon are next to each other in Group 4A of the periodic table. From our knowledge of periodic trends, we might expect  $\text{SiO}_2$  and  $\text{CO}_2$  to be very similar. But  $\text{SiO}_2$  is the empirical formula of silica, which is found in sand and quartz, and carbon dioxide is a gas, a product of respiration. Why are they so different? We will be able to answer this question after we have developed models for bonding.

Molecular bonding and structure play the central role in determining the course of all chemical reactions, many of which are vital to our survival. Later in this book we will demonstrate their importance by showing how enzymes facilitate complex chemical reactions, how genetic characteristics are transferred, and how hemoglobin in the blood carries oxygen throughout the body. All of these fundamental biological reactions hinge on the geometric structures of molecules, sometimes depending on very subtle differences in molecular shape to channel the chemical reaction one way rather than another.



Quartz grows in beautiful, regular crystals.

Many of the world's current problems require fundamentally chemical answers: disease and pollution control, the search for new energy sources, the development of new fertilizers to increase crop yields, the improvement of the protein content in various staple grains, and many more. To understand the behavior of natural materials, we must understand the nature of chemical bonding and the factors that control the structures of compounds. In this chapter we will present various classes of compounds that illustrate the different types of bonds and then develop models to describe the structure and bonding that characterize materials found in nature. Later these models will be useful in understanding chemical reactions.

## 8.1 ► Types of Chemical Bonds

What is a chemical bond? There is no simple and yet complete answer to this question. In Chapter 2 we defined bonds as forces that hold groups of atoms together and make them function as a unit.

There are many types of experiments we can perform to determine the fundamental nature of materials. For example, we can study physical properties such as melting point, hardness, and electrical and thermal conductivity. We can also study solubility characteristics and the properties of the resulting solutions. To determine the charge distribution in a molecule, we can study its behavior in an electric field. We can obtain information about the strength of a bonding interaction by measuring the **bond energy**, which is the energy required to break the bond.

There are several ways in which atoms can interact with one another to form aggregates. We will consider several specific examples to illustrate the various types of chemical bonds.

Earlier, we saw that when solid sodium chloride is dissolved in water, the resulting solution conducts electricity, a fact that helps to convince us that sodium chloride is composed of  $\text{Na}^+$  and  $\text{Cl}^-$  ions. Therefore, when sodium and chlorine react to form sodium chloride, electrons are transferred from the sodium atoms to the chlorine atoms to form  $\text{Na}^+$  and  $\text{Cl}^-$  ions, which then aggregate to form solid sodium chloride. Why does this happen? The best simple answer is that *the system can achieve the lowest possible energy by behaving in this way*. The attraction of a chlorine atom for the extra electron and the very strong mutual attractions of the oppositely charged ions provide the driving forces for the process. The resulting solid sodium chloride is a very sturdy material; it has a melting point of approximately  $800^\circ\text{C}$ . The bonding forces that produce this great thermal stability result from the electrostatic attractions of the closely packed, oppositely charged ions. This is an example of **ionic bonding**. Ionic substances are formed when an atom that loses electrons relatively easily reacts with an atom that has a high affinity for electrons. That is, an **ionic compound** results when a metal reacts with a nonmetal.

The energy of interaction between a pair of ions can be calculated using **Coulomb's law** in the form

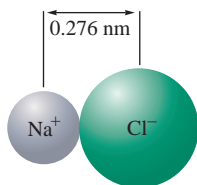
$$E = (2.31 \times 10^{-19} \text{ J} \cdot \text{nm}) \left( \frac{Q_1 Q_2}{r} \right)$$

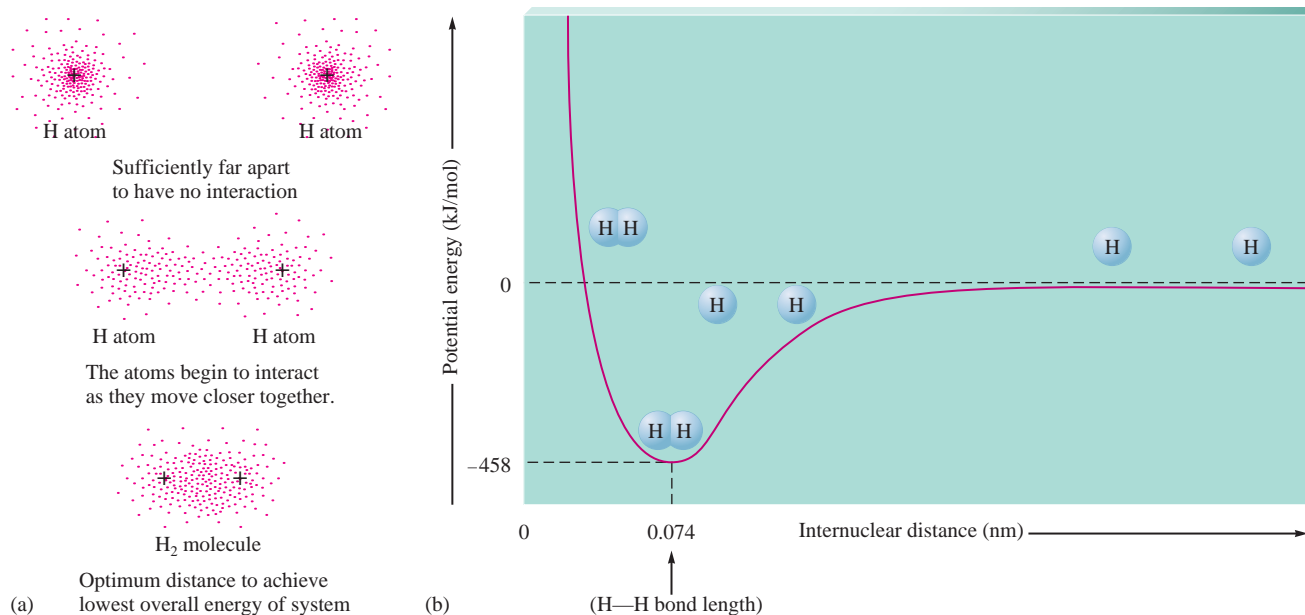
where  $E$  has units of joules,  $r$  is the distance between the ion centers in nanometers, and  $Q_1$  and  $Q_2$  are the numerical ion charges.

For example, in solid sodium chloride the distance between the centers of the  $\text{Na}^+$  and  $\text{Cl}^-$  ions is  $2.76 \text{ \AA}$  ( $0.276 \text{ nm}$ ), and the ionic energy per pair of ions is

$$E = (2.31 \times 10^{-19} \text{ J} \cdot \text{nm}) \left[ \frac{(+1)(-1)}{0.276 \text{ nm}} \right] = -8.37 \times 10^{-19} \text{ J}$$

where the negative sign indicates an attractive force. That is, the *ion pair has lower energy than the separated ions*.



**Figure 8.1**

(a) The interaction of two hydrogen atoms. (b) Energy profile as a function of the distance between the nuclei of the hydrogen atoms. As the atoms approach each other (right side of graph), the energy decreases until the distance reaches 0.074 nm (74 pm) and then begins to increase again due to repulsions.

Coulomb's law also can be used to calculate the repulsive energy when two like-charged ions are brought together. In this case the calculated value of the energy will have a positive sign.

We have seen that a bonding force develops when two different types of atoms react to form oppositely charged ions. But how does a bonding force develop between two identical atoms? Let's explore this situation from a very simple point of view by considering the energy terms that result when two hydrogen atoms are brought close together, as shown in Fig. 8.1(a). When hydrogen atoms are brought close together, there are two unfavorable potential energy terms, proton–proton repulsion and electron–electron repulsion, and one favorable term, proton–electron attraction. Under what conditions will the H<sub>2</sub> molecule be favored over the separated hydrogen atoms? That is, what conditions will favor the bond formation? The answer lies in the strong tendency in nature for any system to achieve the lowest possible energy. A bond will form (that is, the two hydrogen atoms will exist as a molecular unit) if the system can lower its total energy in the process.

In this case, then, the hydrogen atoms will position themselves so that the system will achieve the lowest possible energy; the system will act to minimize the sum of the positive (repulsive) energy terms and the negative (attractive) energy term. The distance where the energy is minimal is called the **bond length**. The total energy of this system as a function of distance between the hydrogen nuclei is shown in Fig. 8.1(b). Note several important features of this diagram:

The energy terms involved are the net potential energy that results from the attractions and repulsions among the charged particles and the kinetic energy due to the motions of the electrons.


The zero point of energy is defined with the atoms at infinite separation.

At very short distances the energy rises steeply because of the importance of the repulsive forces when the atoms are very close together.

The bond length is the distance at which the system has minimum energy.

A bond will form if the energy of the aggregate is lower than that of the separated atoms.

Potential energy was discussed in Chapter 6.



## chemical connections

### No Lead Pencils

Did you ever wonder why the part of a pencil that makes the mark is called the “lead”?

Pencils have no lead in them now—and they never have. Apparently the association between writing and the element lead arose during the Roman Empire, when lead rods were used as writing utensils because they leave a gray mark on paper. Many centuries later, in 1564, a deposit of a black substance found to be very useful for writing was discovered in Borrowdale, England. This substance, originally called “black lead,” was shown in 1879 by Swedish chemist Carl Scheele to be a form of carbon and was subsequently named graphite (after the Greek *graphein*, meaning “to write”).

Originally, chunks of graphite from Borrowdale, called marking stones, were used as writing instruments. Later, sticks of graphite were used. Because graphite is brittle, the sticks needed reinforcement. At first they were wrapped in string, which was unwound as the core wore down. Eventually, graphite rods were tied between two wooden slats or inserted into hollowed-out wooden sticks to form the first crude pencils.

Although Borrowdale graphite was pure enough to use directly, most graphite must be mixed with other materials to be useful for writing instruments. In 1795, the French chemist Nicolas-Jaques Conté invented a process in which graphite is mixed with clay and water to produce pencil “lead,” a recipe that is still used today. In modern pencil manufacture, graphite and clay are mixed and crushed into a fine powder to which water is added. After the gray sludge is blended for several days, it is dried, ground up again, and mixed with more water to give a gray paste. The paste is extruded through a metal tube to form thin rods, which are

then cut into pencil-length pieces called “leads.” These leads are heated in an oven to 1000°C until they are smooth and hard. The ratio of clay to graphite is adjusted to vary the hardness of the lead—the more clay in the mix, the harder the lead and the lighter the line it makes.

Pencils are made from a slat of wood with several grooves cut in it to hold the leads. A similar grooved slat is then placed on top and glued to form a “sandwich” from which individual pencils are cut, sanded smooth, and painted. Although many types of wood have been used over the years to make pencils, the current favorite is incense cedar from the Sierra Nevada Mountains of California.

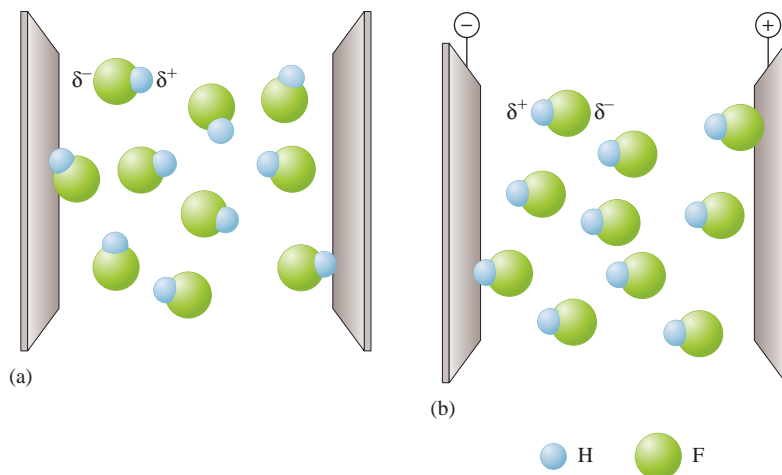
Modern pencils are simple but amazing instruments. The average pencil can write approximately 45,000 words, which is equivalent to a line 35 miles long. The graphite in a pencil is easily transferred to paper because graphite contains layers of carbon atoms bound together in a “chicken-wire” structure. Although the bonding *within* each layer is very strong, the bonding *between* layers is weak, giving graphite its slippery, soft nature. In this way, graphite is much different from diamond, the other common elemental form of carbon. In diamond the carbon atoms are bound tightly in all three dimensions, making it extremely hard—the hardest natural substance.

Pencils are very useful—especially for doing chemistry problems—because we can erase our mistakes. Most pencils used in the United States have erasers (first attached to pencils in 1858), although most European pencils do not. Laid end to end, the number of pencils made in the United States each year would circle the earth about 15 times. Pencils illustrate how useful a simple substance like graphite can be.

In the  $H_2$  molecule, the electrons reside primarily in the space between the two nuclei, where they are attracted simultaneously by both protons. This positioning is precisely what leads to the stability of the  $H_2$  molecule compared with two separated hydrogen atoms. The potential energy of each electron is lowered because of the increased attractive forces in this area. When we say that a bond is formed between the hydrogen atoms, we mean that the  $H_2$  molecule is more stable than two separated hydrogen atoms by a certain quantity of energy (the bond energy).

We can also think of a bond in terms of forces. The simultaneous attraction of each electron by the protons generates a force that pulls the protons toward each other and that just balances the proton–proton and electron–electron repulsive forces at the distance corresponding to the bond length.

The type of bonding we encounter in the hydrogen molecule and in many other molecules in which *electrons are shared by nuclei* is called **covalent bonding**.

**Figure 8.2**

The effect of an electric field on hydrogen fluoride molecules. (a) When no electric field is present, the molecules are randomly oriented. (b) When the field is turned on, the molecules tend to line up with their negative ends toward the positive pole and their positive ends toward the negative pole.

Ionic and covalent bonds are the extreme bond types.

So far we have considered two extreme types of bonding. In ionic bonding the participating atoms are so different that one or more electrons are transferred to form oppositely charged ions, which then attract each other. In covalent bonding two identical atoms share electrons equally. The bonding results from the mutual attraction of the two nuclei for the shared electrons. Between these extremes are intermediate cases in which the atoms are not so different that electrons are completely transferred but are different enough that unequal sharing results, forming what is called a **polar covalent bond**. An example of this type of bond occurs in the hydrogen fluoride (HF) molecule. When a sample of hydrogen fluoride gas is placed in an electric field, the molecules tend to orient themselves as shown in Fig. 8.2, with the fluoride end closest to the positive pole and the hydrogen end closest to the negative pole. This result implies that the HF molecule has the following charge distribution:



where  $\delta$  (lowercase delta) is used to indicate a fractional charge. This same effect was noted in Chapter 4, where many of water's unusual properties were attributed to the polar O—H bonds in the  $\text{H}_2\text{O}$  molecule.

The most logical explanation for the development of the partial positive and negative charges on the atoms (bond polarity) in such molecules as HF and  $\text{H}_2\text{O}$  is that the electrons in the bonds are not shared equally. For example, we can account for the polarity of the HF molecule by assuming that the fluorine atom has a stronger attraction for the shared electrons than the hydrogen atom. Likewise, in the  $\text{H}_2\text{O}$  molecule the oxygen atom appears to attract the shared electrons more strongly than the hydrogen atoms do. Because bond polarity has important chemical implications, we find it useful to quantify the ability of an atom to attract shared electrons. In the next section we show how this is done.

## 8.2 ► Electronegativity

The different affinities of atoms for the electrons in a bond are described by a property called **electronegativity**: *the ability of an atom in a molecule to attract shared electrons to itself*.

The most widely accepted method for determining values of electronegativity is that of Linus Pauling (1901–1995), an American scientist who won the Nobel Prizes for both chemistry and peace. To understand Pauling's model, consider a hypothetical molecule HX. The relative electronegativities of the H and X atoms are determined by comparing



Table 8.1 ► The Relationship Between Electronegativity and Bond Type

Electronegativity Difference in the Bonding Atoms	Bond Type
Zero	Covalent
Intermediate	Polar covalent
Large	Ionic

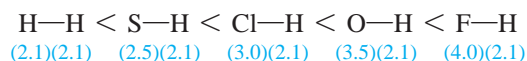
Covalent character   
 Ionic character

### EXAMPLE 8.1 Relative Bond Polarities

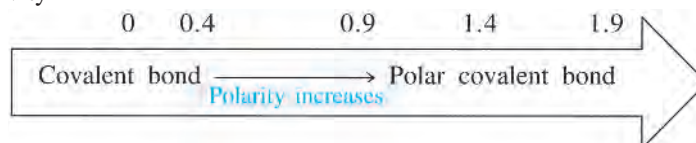
Order the following bonds according to polarity: H—H, O—H, Cl—H, S—H, and F—H.

#### Solution

The polarity of the bond increases as the difference in electronegativity increases. From the electronegativity values in Fig. 8.3, the following variation in bond polarity is expected (the electronegativity value appears in parentheses below each element):



Electronegativity difference



SEE EXERCISES 8.37 AND 8.38

## 8.3 ► Bond Polarity and Dipole Moments

We have seen that when hydrogen fluoride is placed in an electric field, the molecules have a preferential orientation (see Fig. 8.2). This follows from the charge distribution in the HF molecule, which has a positive end and a negative end. A molecule such as HF that has a center of positive charge and a center of negative charge is said to be **dipolar**, or to have a **dipole moment**. The dipolar character of a molecule is often represented by an arrow pointing to the negative charge center with the tail of the arrow indicating the positive center of charge:





**Figure 8.4**

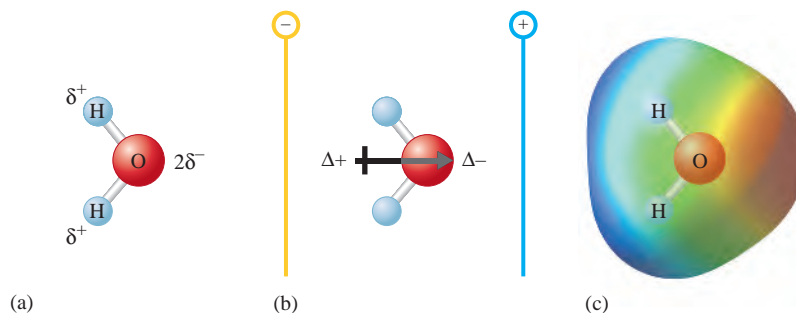
An electrostatic potential map of HF. Red indicates the most electron-rich area (the fluorine atom) and blue indicates the most electron-poor region (the hydrogen atom).

Another way to represent the charge distribution in HF is by an electrostatic potential diagram (see Fig. 8.4). For this representation the colors of visible light are used to show the variation in charge distribution. Red indicates the most electron-rich region of the molecule and blue indicates the most electron-poor region.

Of course, any diatomic (two-atom) molecule that has a polar bond also will show a molecular dipole moment. Polyatomic molecules also can exhibit dipolar behavior. For example, because the oxygen atom in the water molecule has a greater electronegativity than the hydrogen atoms, the molecular charge distribution is that shown in Fig. 8.5(a). Because of this charge distribution, the water molecule behaves in an electric field as if it had two centers of charge—one positive and one negative—as shown in Fig. 8.5(b). The water molecule has a dipole moment. The same type of behavior is observed for the  $\text{NH}_3$  molecule (Fig. 8.6). Some molecules have polar bonds but do not have a dipole moment. This occurs when the individual bond polarities are arranged in such a way that they cancel each other out. An example is the  $\text{CO}_2$  molecule, which is a linear molecule that has the charge distribution shown in Fig. 8.7. In this case the opposing bond polarities cancel out, and the carbon dioxide molecule does not have a dipole moment. There is no preferential way for this molecule to line up in an electric field. (Try to find a preferred orientation to make sure you understand this concept.)

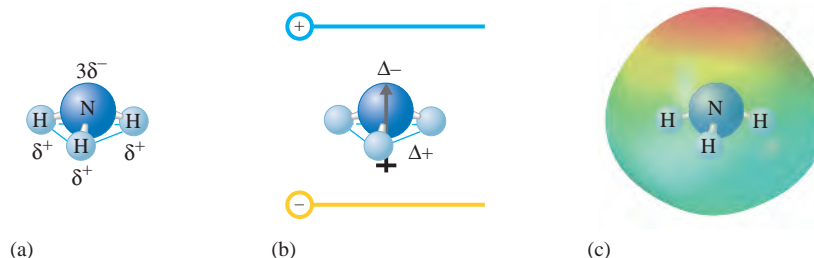
**Figure 8.5**

(a) The charge distribution in the water molecule. (b) The water molecule in an electric field. (c) The electrostatic potential diagram of the water molecule.



**Figure 8.6**

(a) The structure and charge distribution of the ammonia molecule. The polarity of the N—H bonds occurs because nitrogen has a greater electronegativity than hydrogen. (b) The dipole moment of the ammonia molecule oriented in an electric field. (c) The electrostatic potential diagram for ammonia.



**Figure 8.7**

(a) The carbon dioxide molecule. (b) The opposed bond polarities cancel out, and the carbon dioxide molecule has no dipole moment. (c) The electrostatic potential diagram for carbon dioxide.

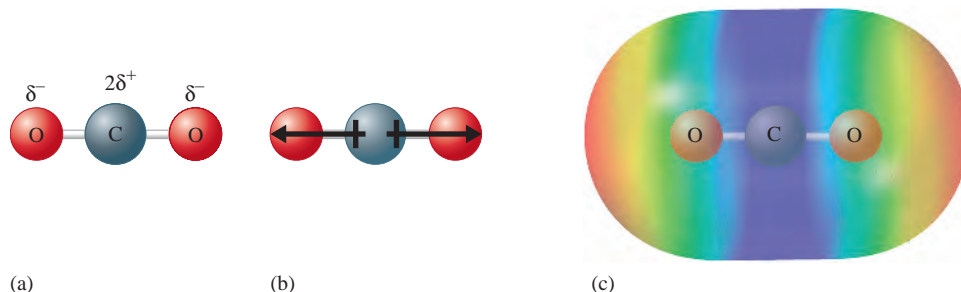

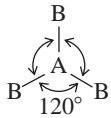
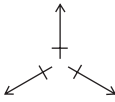

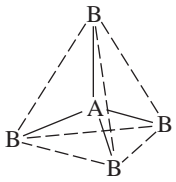
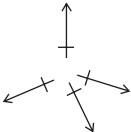





Table 8.2 ▶ Types of Molecules with Polar Bonds but No Resulting Dipole Moment

Type	General Example	Cancellation of Polar Bonds	Specific Example	Ball-and-Stick Model
Linear molecules with two identical bonds	B—A—B	$\leftarrow + \quad + \rightarrow$	CO <sub>2</sub>	
Planar molecules with three identical bonds 120 degrees apart			SO <sub>3</sub>	
Tetrahedral molecules with four identical bonds 109.5 degrees apart			CCl <sub>4</sub>	

There are many cases besides that of carbon dioxide where the bond polarities oppose and exactly cancel each other. Some common types of molecules with polar bonds but no dipole moment are shown in Table 8.2.

### EXAMPLE 8.2 Bond Polarity and Dipole Moment

For each of the following molecules, show the direction of the bond polarities and indicate which ones have a dipole moment: HCl, Cl<sub>2</sub>, SO<sub>3</sub> (a planar molecule with the oxygen atoms spaced evenly around the central sulfur atom), CH<sub>4</sub> [tetrahedral (see Table 8.2) with the carbon atom at the center], and H<sub>2</sub>S (V-shaped with the sulfur atom at the point).

#### Solution

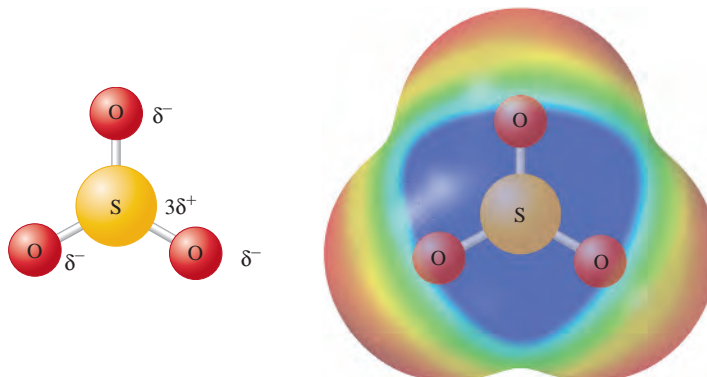
*The HCl molecule:* In Fig. 8.3, we see that the electronegativity of chlorine (3.0) is greater than that of hydrogen (2.1). Thus the chlorine will be partially negative, and the hydrogen will be partially positive. The HCl molecule has a dipole moment:



Recall that a blue color is an electron-poor region and red is an electron-rich region.

*The Cl<sub>2</sub> molecule:* The two chlorine atoms share the electrons equally. No bond polarity occurs, and the Cl<sub>2</sub> molecule has no dipole moment.


*The  $SO_3$  molecule:* The electronegativity of oxygen (3.5) is greater than that of sulfur (2.5). This means that each oxygen will have a partial negative charge, and the sulfur will have a partial positive charge:



The presence of polar bonds does not always yield a polar molecule.

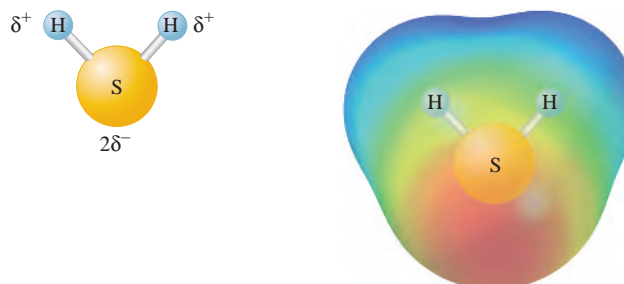
The bond polarities arranged symmetrically as shown cancel, and the molecule has no dipole moment. This molecule is the second type shown in Table 8.2.

*The  $CH_4$  molecule:* Carbon has a slightly higher electronegativity (2.5) than does hydrogen (2.1). This leads to small partial positive charges on the hydrogen atoms and a small partial negative charge on the carbon:

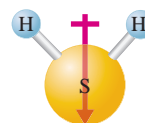


This case is similar to the third type in Table 8.2, and the bond polarities cancel. The molecule has no dipole moment.

*The  $H_2S$  molecule:* Since the electronegativity of sulfur (2.5) is slightly greater than that of hydrogen (2.1), the sulfur will have a partial negative charge, and the hydrogen atoms will have a partial positive charge, which can be represented as



This case is analogous to the water molecule, and the polar bonds result in a dipole moment oriented as shown:



SEE EXERCISE 8.138

Atoms in stable compounds usually have a noble gas electron configuration.

## 8.4 ► Ions: Electron Configurations and Sizes

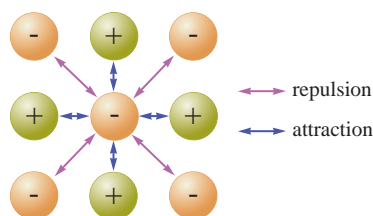
The description of the electron arrangements in atoms that emerged from the quantum mechanical model has helped a great deal in our understanding of what constitutes a stable compound. In virtually every case the atoms in a stable compound have a noble gas arrangement of electrons. Nonmetallic elements achieve a noble gas electron configuration either by sharing electrons with other nonmetals to form covalent bonds or by taking electrons from metals to form ions. In the second case, the nonmetals form anions, and the metals form cations. The generalizations that apply to electron configurations in stable compounds are as follows:

### Electron Configuration of Compounds

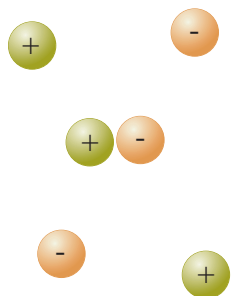
- When *two nonmetals* react to form a covalent bond, they share electrons in a way that completes the valence electron configurations of both atoms. That is, both nonmetals attain noble gas electron configurations.
- When a *nonmetal and a representative-group metal* react to form a binary ionic compound, the ions form so that the valence electron configuration of the nonmetal achieves the electron configuration of the next noble gas atom and the valence orbitals of the metal are emptied. In this way both ions achieve noble gas electron configurations.

These generalizations apply to the vast majority of compounds and are important to remember. We will deal with covalent bonds more thoroughly later, but now we will consider what implications these rules hold for ionic compounds.

In the solid state of an ionic compound the ions are relatively close together, and many ions are simultaneously interacting:



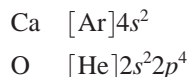
In the gas phase of an ionic substance the ions would be relatively far apart and would not contain large groups of ions:



### Predicting Formulas of Ionic Compounds

At the beginning of this discussion it should be emphasized that when chemists use the term *ionic compound*, they are usually referring to the solid state of that compound. In the solid state the ions are close together. That is, solid ionic compounds contain a large collection of positive and negative ions packed together in a way that minimizes the  $\ominus \cdots \ominus$  and  $\oplus \cdots \oplus$  repulsions and maximizes the  $\oplus \cdots \ominus$  attractions. This situation stands in contrast to the gas phase of an ionic substance, where the ions are quite far apart on average. In the gas phase, a pair of ions may get close enough to interact, but large collections of ions do not exist. Thus, when we speak in this text of the stability of an ionic compound, we are referring to the solid state, where the large attractive forces present among oppositely charged ions tend to stabilize (favor the formation of) the ions. For example, as we mentioned in the preceding chapter, the  $\text{O}^{2-}$  ion is not stable as an isolated, gas-phase species but, of course, is very stable in many solid ionic compounds. That is,  $\text{MgO}(s)$ , which contains  $\text{Mg}^{2+}$  and  $\text{O}^{2-}$  ions, is very stable, but the isolated, gas-phase ion pair  $\text{Mg}^{2+} \cdots \text{O}^{2-}$  is not energetically favorable in comparison with the separate neutral gaseous atoms. Thus you should keep in mind that in this section, and in most other cases where we are describing the nature of ionic compounds, the discussion usually refers to the solid state, where many ions are simultaneously interacting.

To illustrate the principles of electron configurations in stable, solid ionic compounds, we will consider the formation of an ionic compound from calcium and oxygen. We can predict what compound will form by considering the valence electron configurations of the two atoms:

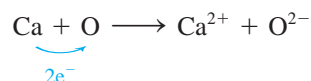


From Fig. 8.3 we see that the electronegativity of oxygen (3.5) is much greater than that of calcium (1.0). Because of this large difference, electrons will be transferred from calcium to oxygen to form oxygen anions and calcium cations in the compound. How many electrons



A bauxite mine. Bauxite contains  $\text{Al}_2\text{O}_3$ , the main source of aluminum.

are transferred? We can base our prediction on the observation that noble gas configurations are generally the most stable. Note that oxygen needs two electrons to fill its  $2s$  and  $2p$  valence orbitals and to achieve the configuration of neon ( $1s^2 2s^2 2p^6$ ). And by losing two electrons, calcium can achieve the configuration of argon. Two electrons therefore transferred:



To predict the formula of the ionic compound, we simply recognize that chemical compounds are always electrically neutral—they have the same quantities of positive and negative charges. In this case we have equal numbers of  $\text{Ca}^{2+}$  and  $\text{O}^{2-}$  ions, and the empirical formula of the compound is  $\text{CaO}$ .

The same principles can be applied to many other cases. For example, consider the compound formed between aluminum and oxygen. Because aluminum has the configuration  $[\text{Ne}]3s^2 3p^1$ , it loses three electrons to form the  $\text{Al}^{3+}$  ion and thus achieves the neon configuration. Therefore, the  $\text{Al}^{3+}$  and  $\text{O}^{2-}$  ions form in this case. Since the compound must be electrically neutral, there must be three  $\text{O}^{2-}$  ions for every two  $\text{Al}^{3+}$  ions, and the compound has the empirical formula  $\text{Al}_2\text{O}_3$ .

Table 8.3 shows common elements that form ions with noble gas electron configurations in ionic compounds. In losing electrons to form cations, metals in Group 1A lose one electron, those in Group 2A lose two electrons, and those in Group 3A lose three electrons. In gaining electrons to form anions, nonmetals in Group 6A (the halogens) gain one electron, and those in Group 7A gain two electrons. Hydrogen typically behaves as a nonmetal and can gain one electron to form the hydride ion ( $\text{H}^-$ ), which has the electron configuration of helium.

There are some important exceptions to the rules discussed here. For example, tin forms both  $\text{Sn}^{2+}$  and  $\text{Sn}^{4+}$  ions, and lead forms both  $\text{Pb}^{2+}$  and  $\text{Pb}^{4+}$  ions. Also, bismuth

**Table 8.3** ▶ Common Ions with Noble Gas Configurations in Ionic Compounds

Group 1A	Group 2A	Group 3A	Group 6A	Group 7A	Electron Configuration
$\text{H}^-$ , $\text{Li}^+$	$\text{Be}^{2+}$				[He]
$\text{Na}^+$	$\text{Mg}^{2+}$	$\text{Al}^{3+}$	$\text{O}^{2-}$	$\text{F}^-$	[Ne]
$\text{K}^+$	$\text{Ca}^{2+}$		$\text{S}^{2-}$	$\text{Cl}^-$	[Ar]
$\text{Rb}^+$	$\text{Sr}^{2+}$		$\text{Se}^{2-}$	$\text{Br}^-$	[Kr]
$\text{Cs}^+$	$\text{Ba}^{2+}$		$\text{Te}^{2-}$	$\text{I}^-$	[Xe]

forms  $\text{Bi}^{3+}$  and  $\text{Bi}^{5+}$  ions, and thallium forms  $\text{Tl}^+$  and  $\text{Tl}^{3+}$  ions. There are no simple explanations for the behavior of these ions. For now, just note them as exceptions to the very useful rule that ions generally adopt noble gas electron configurations in ionic compounds. Our discussion here refers to representative metals. The transition metals exhibit more complicated behavior, forming a variety of ions that will be considered in Chapter 21.

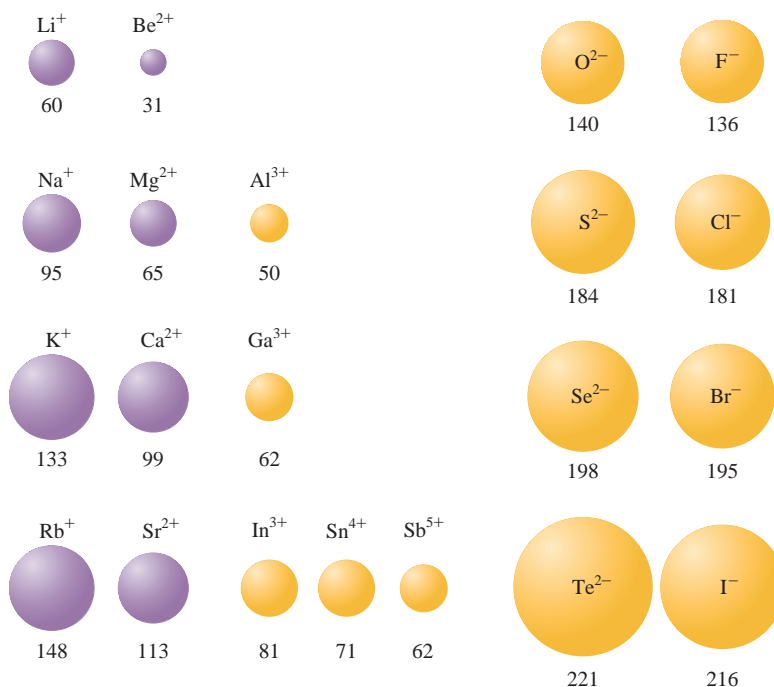
## Sizes of Ions

Ion size plays an important role in determining the structure and stability of ionic solids, the properties of ions in aqueous solution, and the biologic effects of ions. As with atoms, it is impossible to define precisely the sizes of ions. Most often, ionic radii are determined from the measured distances between ion centers in ionic compounds. This method, of course, involves an assumption about how the distance should be divided up between the two ions. Thus you will note considerable disagreement among ionic sizes given in various sources. Here we are mainly interested in trends and will be less concerned with absolute ion sizes.

Various factors influence ionic size. We will first consider the relative sizes of an ion and its parent atom. Since a positive ion is formed by removing one or more electrons from a neutral atom, the resulting cation is smaller than its parent atom. The opposite is true for negative ions; the addition of electrons to a neutral atom produces an anion significantly larger than its parent atom.

It is also important to know how the sizes of ions vary depending on the positions of the parent elements in the periodic table. Figure 8.8 shows the sizes of the most important ions (each with a noble gas configuration) and their position in the periodic table. Note that ion size increases down a group. The changes that occur horizontally are complicated because of the change from predominantly metals on the left-hand side of the periodic table to nonmetals on the right-hand side. A given period thus contains both elements that give up electrons to form cations and ones that accept electrons to form anions.

One trend worth noting involves the relative sizes of a set of **isoelectronic ions**—ions containing the same number of electrons. Consider the ions  $\text{O}^{2-}$ ,  $\text{F}^-$ ,  $\text{Na}^+$ ,  $\text{Mg}^{2+}$ , and  $\text{Al}^{3+}$ .



**Figure 8.8**

Sizes of ions related to positions of the elements on the periodic table. Note that size generally increases down a group. Also note that in a series of isoelectronic ions, size decreases with increasing atomic number. The ionic radii are given in units of picometers.

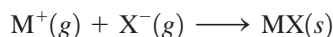


The structures of ionic solids will be discussed in detail in Chapter 10.



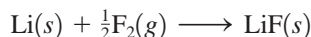
Lithium fluoride.

indicated by the **lattice energy**—the change in energy that takes place when separated gaseous ions are packed together to form an ionic solid:



The lattice energy is often defined as the energy *released* when an ionic solid forms from its ions. However, in this book the sign of an energy term is always determined from the system's point of view: negative if the process is exothermic, positive if endothermic. Thus, using this convention, the lattice energy has a negative sign.

We can illustrate the energy changes involved in the formation of an ionic solid by considering the formation of solid lithium fluoride from its elements:



To see the energy terms associated with this process, we take advantage of the fact that energy is a state function and break this reaction into steps, the sum of which gives the overall reaction.

1. Sublimation of solid lithium. Sublimation involves taking a substance from the solid state to the gaseous state:



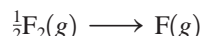
The enthalpy of sublimation for  $Li(s)$  is 161 kJ/mol.

2. Ionization of lithium atoms to form  $Li^+$  ions in the gas phase:



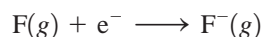
This process corresponds to the first ionization energy for lithium, which is 520 kJ/mol.

3. Dissociation of fluorine molecules. We need to form a mole of fluorine atoms by breaking the F—F bonds in a half mole of  $F_2$  molecules:



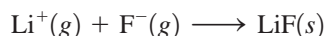
The energy required to break this bond is 154 kJ/mol. In this case we are breaking the bonds in a half mole of fluorine, so the energy required for this step is  $(154 \text{ kJ})/2$ , or 77 kJ.

4. Formation of  $F^-$  ions from fluorine atoms in the gas phase:



The energy change for this process corresponds to the electron affinity of fluorine, which is  $-328 \text{ kJ/mol}$ .

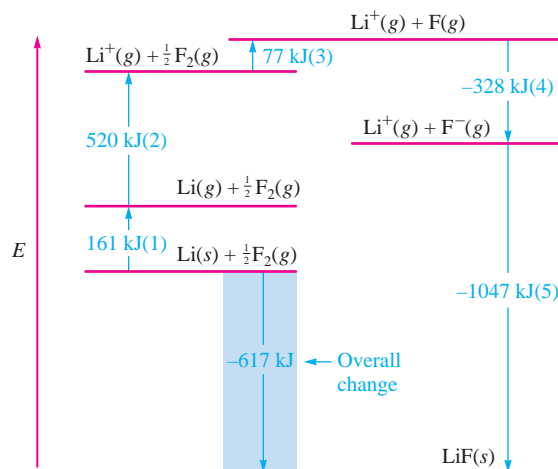
5. Formation of solid lithium fluoride from the gaseous  $Li^+$  and  $F^-$  ions:



This corresponds to the lattice energy for LiF, which is  $-1047 \text{ kJ/mol}$ .

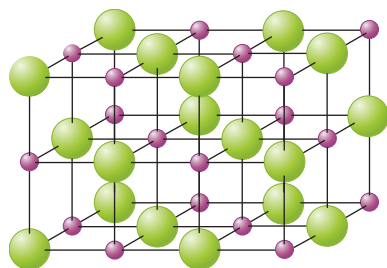
Since the sum of these five processes yields the desired overall reaction, the sum of the individual energy changes gives the overall energy change:

Process	Energy Change (kJ)
$Li(s) \rightarrow Li(g)$	161
$Li(g) \rightarrow Li^+(g) + e^-$	520
$\frac{1}{2}F_2(g) \rightarrow F(g)$	77
$F(g) + e^- \rightarrow F^-(g)$	-328
$Li^+(g) + F^-(g) \rightarrow LiF(s)$	-1047
Overall: $Li(s) + \frac{1}{2}F_2(g) \rightarrow LiF(s)$	-617 kJ (per mole of LiF)

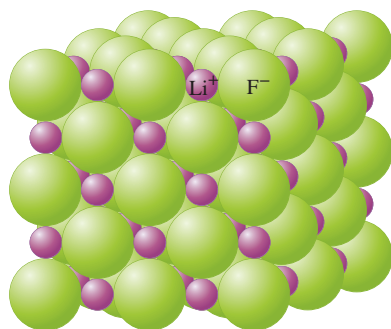
**Figure 8.9**

The energy changes involved in the formation of solid lithium fluoride from its elements. The numbers in parentheses refer to the reaction steps discussed in the text.

In doing this calculation, we have ignored the small difference between  $\Delta H_{\text{sub}}$  and  $\Delta E_{\text{sub}}$ .



(a)

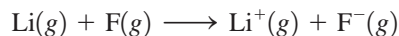


(b)

**Figure 8.10**

The structure of lithium fluoride. (a) Represented by ball-and-stick model. Note that each  $\text{Li}^+$  ion is surrounded by six  $\text{F}^-$  ions, and each  $\text{F}^-$  ion is surrounded by six  $\text{Li}^+$  ions. (b) Represented with the ions shown as spheres. The structure is determined by packing the spherical ions in a way that both maximizes the ionic attractions and minimizes the ionic repulsions.

This process is summarized by the energy diagram in Fig. 8.9. Note that the formation of solid lithium fluoride from its elements is highly exothermic, mainly because of the very large negative lattice energy. A great deal of energy is released when the ions combine to form the solid. In fact, note that the energy released when an electron is added to a fluorine atom to form the  $\text{F}^-$  ion (328 kJ/mol) is not enough to remove an electron from lithium (520 kJ/mol). That is, when a metallic lithium atom reacts with a nonmetallic fluorine atom to form *separated* ions,



the process is endothermic and thus unfavorable. Clearly, then, the main impetus for the formation of an ionic compound rather than a covalent compound results from the strong mutual attractions among the  $\text{Li}^+$  and  $\text{F}^-$  ions in the solid. The lattice energy is the dominant energy term.

The structure of solid lithium fluoride is represented in Fig. 8.10. Note the alternating arrangement of the  $\text{Li}^+$  and  $\text{F}^-$  ions. Also note that each  $\text{Li}^+$  is surrounded by six  $\text{F}^-$  ions, and each  $\text{F}^-$  ion is surrounded by six  $\text{Li}^+$  ions. This structure can be rationalized by assuming that the ions behave as hard spheres that pack together in a way that both maximizes the attractions among the oppositely charged ions and minimizes the repulsions among the identically charged ions.

All the binary ionic compounds formed by an alkali metal and a halogen have the structure shown in Fig. 8.10, except for the cesium salts. The arrangement of ions shown in Fig. 8.10 is often called the *sodium chloride structure*, after the most common substance that possesses it.

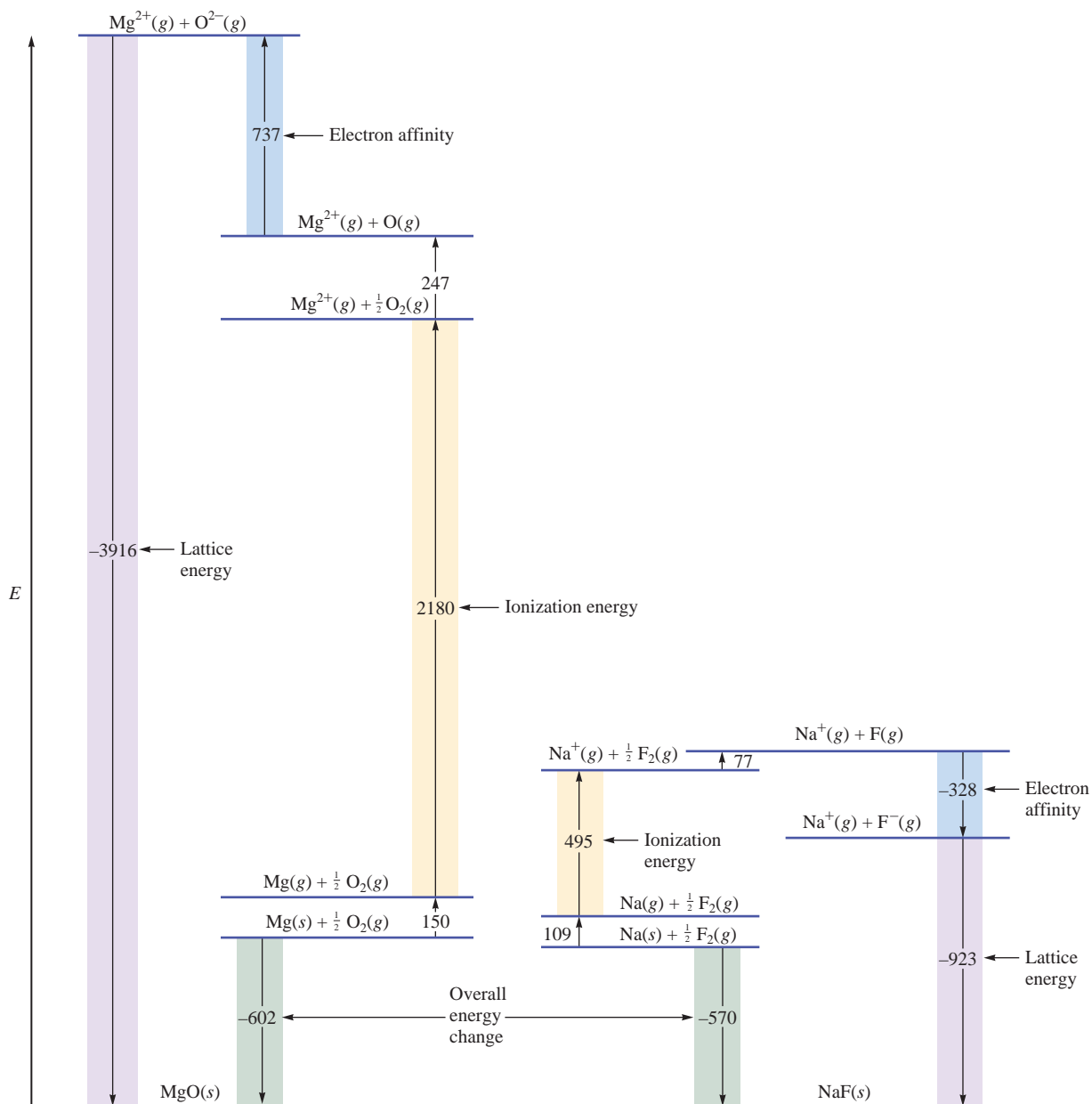
## Lattice Energy Calculations

In discussing the energetics of the formation of solid lithium fluoride, we emphasized the importance of lattice energy in contributing to the stability of the ionic solid. Lattice energy can be represented by a modified form of Coulomb's law:

$$\text{Lattice energy} = k \left( \frac{Q_1 Q_2}{r} \right)$$

where  $k$  is a proportionality constant that depends on the structure of the solid and the electron configurations of the ions,  $Q_1$  and  $Q_2$  are the charges on the ions, and  $r$  is the shortest distance between the centers of the cations and anions. Note that the lattice energy has a negative sign when  $Q_1$  and  $Q_2$  have opposite signs. This result is expected, since bringing cations and anions together is an exothermic process. Also note that the



**Figure 8.11**

Comparison of the energy changes involved in the formation of solid sodium fluoride and solid magnesium oxide. Note the large lattice energy for magnesium oxide (where doubly charged ions are combining) compared with that for sodium fluoride (where singly charged ions are combining).

process becomes more exothermic as the ionic charges increase and as the distances between the ions in the solid decrease.

The importance of the charges in ionic solids can be illustrated by comparing the energies involved in the formation of  $\text{NaF}(s)$  and  $\text{MgO}(s)$ . These solids contain the isoelectronic ions  $\text{Na}^+$ ,  $\text{F}^-$ ,  $\text{Mg}^{2+}$ , and  $\text{O}^{2-}$ . The energy diagram for the formation of the two solids is given in Fig. 8.11. Note several important features:

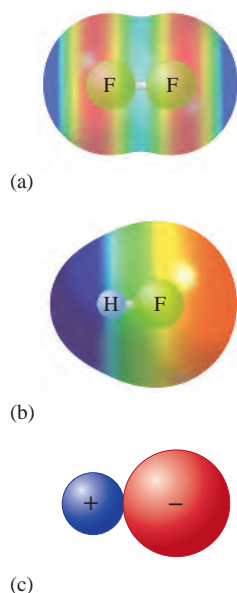
The energy released when the gaseous  $\text{Mg}^{2+}$  and  $\text{O}^{2-}$  ions combine to form solid  $\text{MgO}$  is much greater (more than four times greater) than that released when the gaseous  $\text{Na}^+$  and  $\text{F}^-$  ions combine to form solid  $\text{NaF}$ .

Since the equation for lattice energy contains the product  $Q_1Q_2$ , the lattice energy for a solid with 2+ and 2- ions should be four times that for a solid with 1+ and 1- ions. That is,

$$\frac{(+2)(-2)}{(+1)(-1)} = 4$$

For MgO and NaF, the observed ratio of lattice energies (see Fig. 8.11) is

$$\frac{-3916 \text{ kJ}}{-923 \text{ kJ}} = 4.24$$



**Figure 8.12**

The three possible types of bonds: (a) a covalent bond formed between identical F atoms; (b) the polar covalent bond of HF, with both ionic and covalent components; and (c) an ionic bond with no electron sharing.

The energy required to remove two electrons from the magnesium atom (735 kJ/mol for the first and 1445 kJ/mol for the second, yielding a total of 2180 kJ/mol) is much greater than the energy required to remove one electron from a sodium atom (495 kJ/mol).

Energy (737 kJ/mol) is required to add two electrons to the oxygen atom in the gas phase. Addition of the first electron is exothermic ( $-141$  kJ/mol), but addition of the second electron is quite endothermic (878 kJ/mol). This latter energy must be obtained indirectly, since the  $O^{2-}(g)$  ion is not stable.

In view of the facts that twice as much energy is required to remove the second electron from magnesium as to remove the first and that addition of an electron to the gaseous  $O^-$  ion is quite endothermic, it seems puzzling that magnesium oxide contains  $Mg^{2+}$  and  $O^{2-}$  ions rather than  $Mg^+$  and  $O^-$  ions. The answer lies in the lattice energy. Note that the lattice energy for combining gaseous  $Mg^{2+}$  and  $O^{2-}$  ions to form  $MgO(s)$  is 3000 kJ/mol more negative than that for combining gaseous  $Na^+$  and  $F^-$  ions to form  $NaF(s)$ . Thus the energy released in forming a solid containing  $Mg^{2+}$  and  $O^{2-}$  ions rather than  $Mg^+$  and  $O^-$  ions more than compensates for the energies required for the processes that produce the  $Mg^{2+}$  and  $O^{2-}$  ions.

If there is so much lattice energy to be gained in going from singly charged to doubly charged ions in the case of magnesium oxide, why then does solid sodium fluoride contain  $Na^+$  and  $F^-$  ions rather than  $Na^{2+}$  and  $F^{2-}$  ions? We can answer this question by recognizing that both  $Na^+$  and  $F^-$  ions have the neon electron configuration. Removal of an electron from  $Na^+$  requires an extremely large quantity of energy (4560 kJ/mol) because a  $2p$  electron must be removed. Conversely, the addition of an electron to  $F^-$  would require use of the relatively high-energy  $3s$  orbital, which is also an unfavorable process. Thus we can say that for sodium fluoride the extra energy required to form the doubly charged ions is greater than the gain in lattice energy that would result.

This discussion of the energies involved in the formation of solid ionic compounds illustrates that a variety of factors operate to determine the composition and structure of these compounds. The most important of these factors involve the balancing of the energies required to form highly charged ions and the energy released when highly charged ions combine to form the solid.

## 8.6 ▶ Partial Ionic Character of Covalent Bonds

Recall that when atoms with different electronegativities react to form molecules, the electrons are not shared equally. The possible result is a polar covalent bond or, in the case of a large electronegativity difference, a complete transfer of one or more electrons to form ions. The cases are summarized in Fig. 8.12.

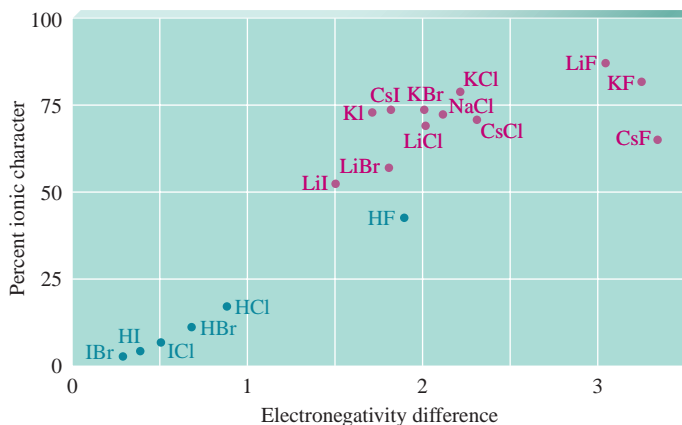
How well can we tell the difference between an ionic bond and a polar covalent bond? The only honest answer to this question is that there are probably no totally ionic bonds between *discrete pairs of atoms*. The evidence for this statement comes from calculations of the percent ionic character for the bonds of various binary compounds in the gas phase. These calculations are based on comparisons of the measured dipole moments for molecules of the type  $X-Y$  with the calculated dipole moments for the completely ionic case,  $X^+Y^-$ . The percent ionic character of a bond can be defined as

$$\text{Percent ionic character of a bond} = \left( \frac{\text{measured dipole moment of } X-Y}{\text{calculated dipole moment of } X^+Y^-} \right) \times 100\%$$

Application of this definition to various compounds (in the gas phase) gives the results shown in Fig. 8.13, where percent ionic character is plotted versus the difference in the electronegativity values of  $X$  and  $Y$ . Note from this plot that ionic character increases with electronegativity difference, as expected. However, none of the bonds reaches 100% ionic

**Figure 8.13**

The relationship between the ionic character of a covalent bond and the electronegativity difference of the bonded atoms. Note that the compounds with ionic character greater than 50% are normally considered to be ionic compounds.



character, even though compounds with the maximum possible electronegativity differences are considered. Thus, according to this definition, no individual bonds are completely ionic. This conclusion is in contrast to the usual classification of many of these compounds (as ionic solids). All the compounds shown in Fig. 8.13 with more than 50% ionic character are normally considered to be ionic solids. Recall, however, the results in Fig. 8.13 are for the gas phase, where individual XY molecules exist. These results cannot necessarily be assumed to apply to the solid state, where the existence of ions is favored by the multiple ion interactions.

Another complication in identifying ionic compounds is that many substances contain polyatomic ions. For example,  $\text{NH}_4\text{Cl}$  contains  $\text{NH}_4^+$  and  $\text{Cl}^-$  ions, and  $\text{Na}_2\text{SO}_4$  contains  $\text{Na}^+$  and  $\text{SO}_4^{2-}$  ions. The bonds within the ammonium and sulfate ions are covalent bonds.

We will avoid these problems by adopting an operational definition of ionic compounds: *Any compound that conducts an electric current when melted will be classified as ionic.*

## 8.7 ► The Covalent Chemical Bond: A Model

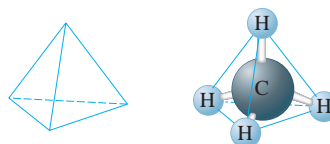
Before we develop specific models for covalent chemical bonding, it will be helpful to summarize some of the concepts introduced in this chapter.

*What is a chemical bond?* Chemical bonds can be viewed as forces that cause a group of atoms to behave as a unit.

*Why do chemical bonds occur?* There is no principle of nature that states that bonds are favored or disfavored. Bonds are neither inherently “good” nor inherently “bad” as far as nature is concerned; *bonds result from the tendency of a system to seek its lowest possible energy.* From a simplistic point of view, bonds occur when collections of atoms are more stable (lower in energy) than the separate atoms. For example, approximately 1652 kJ of energy is required to break a mole of methane ( $\text{CH}_4$ ) molecules into separate C and H atoms. Or, taking the opposite view, 1652 kJ of energy is released when 1 mole of methane is formed from 1 mole of gaseous C atoms and 4 moles of gaseous H atoms. Thus we can say that 1 mole of  $\text{CH}_4$  molecules in the gas phase is 1652 kJ lower in energy than 1 mole of carbon atoms plus 4 moles of hydrogen atoms. Methane is therefore a stable molecule relative to its separated atoms.

We find it useful to interpret molecular stability in terms of a model called a *chemical bond*. To understand why this model was invented, let’s continue with methane, which consists of four hydrogen atoms arranged at the corners of a tetrahedron around a carbon atom:

A tetrahedron has four equal triangular faces.



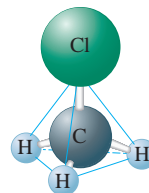


Molten NaCl conducts an electric current, indicating the presence of mobile  $\text{Na}^+$  and  $\text{Cl}^-$  ions.

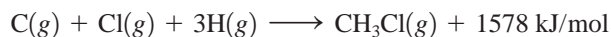
Given this structure, it is natural to envision four individual C—H interactions (we call them *bonds*). The energy of stabilization of  $\text{CH}_4$  is divided equally among the four bonds to give an average C—H bond energy per mole of C—H bonds:

$$\frac{1652 \text{ kJ/mol}}{4} = 413 \text{ kJ/mol}$$

Next, consider methyl chloride, which consists of  $\text{CH}_3\text{Cl}$  molecules having the structure



Experiments have shown that approximately 1578 kJ of energy is required to break down 1 mole of gaseous  $\text{CH}_3\text{Cl}$  molecules into gaseous carbon, chlorine, and hydrogen atoms. The reverse process can be represented as



A mole of gaseous methyl chloride is lower in energy by 1578 kJ than its separate gaseous atoms. Thus a mole of methyl chloride is held together by 1578 kJ of energy. Again, it is very useful to divide this energy into individual bonds. Methyl chloride can be visualized as containing one C—Cl bond and three C—H bonds. If we assume arbitrarily that a C—H interaction represents the same quantity of energy in any situation (that is, that the strength of a C—H bond is independent of its molecular environment), we can do the following bookkeeping:

$$\begin{aligned} 1 \text{ mol C—Cl bonds plus } 3 \text{ mol C—H bonds} &= 1578 \text{ kJ} \\ \text{C—Cl bond energy} + 3(\text{average C—H bond energy}) &= 1578 \text{ kJ} \\ \text{C—Cl bond energy} + 3(413 \text{ kJ/mol}) &= 1578 \text{ kJ} \\ \text{C—Cl bond energy} &= 1578 - 1239 = 339 \text{ kJ/mol} \end{aligned}$$

These assumptions allow us to associate given quantities of energy with C—H and C—Cl bonds.

It is important to note that the bond concept is a human invention. Bonds provide a method for dividing up the energy evolved when a stable molecule is formed from its component atoms. Thus in this context a bond represents a quantity of energy obtained from the overall molecular energy of stabilization in a rather arbitrary way. This is not to say that the concept of individual bonds is a bad idea. In fact, the modern concept of the chemical bond, conceived by the American chemists G. N. Lewis and Linus Pauling, is one of the most useful ideas chemists have ever developed.

## Models: An Overview

The framework of chemistry, like that of any science, consists of *models*—attempts to explain how nature operates on the microscopic level based on experiences in the macroscopic world. To understand chemistry, one must understand its models and how they are used. We will use the concept of bonding to reemphasize the important characteristics of models, including their origin, structure, and uses.

Models originate from our observations of the properties of nature. For example, the concept of bonds arose from the observations that most chemical processes involve collections of atoms and that chemical reactions involve rearrangements of the ways the atoms are grouped. Therefore, to understand reactions, we must understand the forces that bind atoms together.

Bonding is a model proposed to explain molecular stability.

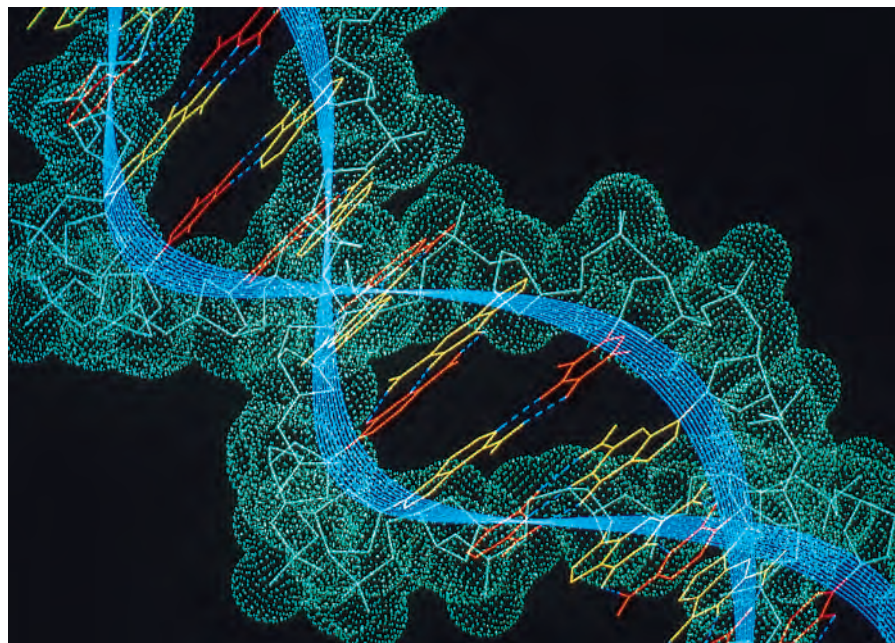
In natural processes there is a tendency toward lower energy. Collections of atoms therefore occur because the aggregated state has lower energy than the separated atoms. Why? As we saw earlier in this chapter, the best explanations for the energy change involve atoms sharing electrons or atoms transferring electrons to become ions. In the case of electron sharing, we find it convenient to assume that individual bonds occur between pairs of atoms. Let's explore the validity of this assumption and see how it is useful.

In a diatomic molecule such as  $H_2$ , it is natural to assume that a bond exists between the atoms, holding them together. It is also useful to assume that individual bonds are present in polyatomic molecules such as  $CH_4$ . Therefore, instead of thinking of  $CH_4$  as a unit with a stabilization energy of 1652 kJ per mole, we choose to think of  $CH_4$  as containing four C—H bonds, each worth 413 kJ of energy per mole of bonds. Without this concept of individual bonds in molecules, chemistry would be hopelessly complicated. There are millions of different chemical compounds, and if each of these compounds had to be considered as an entirely new entity, the task of understanding chemical behavior would be overwhelming.

The bonding model provides a framework to systematize chemical behavior by enabling us to think of molecules as collections of common fundamental components. For example, a typical biomolecule, such as a protein, contains hundreds of atoms and might seem discouragingly complex. However, if we think of a protein as constructed of individual bonds, C—C, C—H, C—N, C—O, N—H, and so on, it helps tremendously in predicting and understanding the protein's behavior. The essential idea is that we expect a given bond to behave about the same in any molecular environment. Used in this way, the model of the chemical bond has helped chemists to systematize the reactions of the millions of existing compounds.

In addition to being useful, the bonding model is physically sensible. It makes sense that atoms can form stable groups by sharing electrons; shared electrons give a lower energy state because they are simultaneously attracted by two nuclei.

Also, as we will see in the next section, bond energy data support the existence of discrete bonds that are relatively independent of the molecular environment. It is very important to remember, however, that the chemical bond is only a model. Although our concept of discrete bonds in molecules agrees with many of our observations, some molecular



The concept of individual bonds makes it much easier to deal with complex molecules such as DNA. A small segment of a DNA molecule is shown here.

properties require that we think of a molecule as a whole, with the electrons free to move through the entire molecule. This is called *delocalization* of the electrons, a concept that will be discussed more completely in the next chapter.

### Let's Review

#### Fundamental Properties of Models

- Models are human inventions, always based on an incomplete understanding of how nature works. *A model does not equal reality.*
- Models are often wrong. This property derives from the first property. Models are based on speculation and are always oversimplifications.
- Models tend to become more complicated as they age. As flaws are discovered in our models, we “patch” them and thus add more detail.
- It is very important to understand the assumptions inherent in a particular model before you use it to interpret observations or to make predictions. Simple models usually involve very restrictive assumptions and can be expected to yield only qualitative information. Asking for a sophisticated explanation from a simple model is like expecting to get an accurate mass for a diamond using a bathroom scale.

For a model to be used effectively, we must understand its strengths and weaknesses and ask only appropriate questions. An illustration of this point is the simple aufbau principle used to account for the electron configurations of the elements. Although this model correctly predicts the configuration for most atoms, chromium and copper, for example, do not agree with the predictions. Detailed studies show that the configurations of chromium and copper result from complex electron interactions that are not taken into account in the simple model. However, this does not mean that we should discard the simple model that is so useful for most atoms. Instead, we must apply it with caution and not expect it to be correct in every case.

- When a model is wrong, we often learn much more than when it is right. If a model makes a wrong prediction, it usually means we do not understand some fundamental characteristics of nature. We often learn by making mistakes. (Try to remember this when you get back your next chemistry test.)

## 8.8 ► Covalent Bond Energies and Chemical Reactions

In this section we will consider the energies associated with various types of bonds and see how the bonding concept is useful in dealing with the energies of chemical reactions. One important consideration is to establish the sensitivity of a particular type of bond to its molecular environment. For example, consider the stepwise decomposition of methane:

Process	Energy Required (kJ/mol)
$\text{CH}_4(g) \rightarrow \text{CH}_3(g) + \text{H}(g)$	435
$\text{CH}_3(g) \rightarrow \text{CH}_2(g) + \text{H}(g)$	453
$\text{CH}_2(g) \rightarrow \text{CH}(g) + \text{H}(g)$	425
$\text{CH}(g) \rightarrow \text{C}(g) + \text{H}(g)$	339
	Total = 1652
	Average = $\frac{1652}{4} = 413$

Although a C—H bond is broken in each case, the energy required varies in a non-systematic way. This example shows that the C—H bond is somewhat sensitive to its

Table 8.4 Average Bond Energies (kJ/mol)

Single Bonds						Multiple Bonds	
H—H	432	N—H	391	I—I	149	C=C	614
H—F	565	N—N	160	I—Cl	208	C≡C	839
H—Cl	427	N—F	272	I—Br	175	O=O	495
H—Br	363	N—Cl	200	S—H	347	C=O*	745
H—I	295	N—Br	243	S—F	327	C≡O	1072
		N—O	201	S—Cl	253	N=O	607
C—H	413	O—H	467	S—Br	218	N≡N	418
C—C	347	O—O	146	S—S	266	C≡N	891
C—N	305	O—F	190			C=N	615
C—O	358	O—Cl	203	Si—Si	340		
C—F	485	O—I	234	Si—H	393		
C—Cl	339	F—F	154	Si—C	360		
C—Br	276	F—Cl	253	Si—O	452		
C—I	240	F—Br	237				
C—S	259	Cl—Cl	239				
		Cl—Br	218				
		Br—Br	193				

\*C=O(CO<sub>2</sub>) = 799

environment. We use the *average* of these individual bond dissociation energies even though this quantity only approximates the energy associated with a C—H bond in a particular molecule. The degree of sensitivity of a bond to its environment also can be seen from experimental measurements of the energy required to break the C—H bond in the following molecules:

Molecule	Measured C—H Bond Energy (kJ/mol)
HCBBr <sub>3</sub>	380
HCCl <sub>3</sub>	380
HCF <sub>3</sub>	430
C <sub>2</sub> H <sub>6</sub>	410

These data show that the C—H bond strength varies significantly with its environment, but the concept of an average C—H bond strength remains useful to chemists. The average values of bond energies for various types of bonds are listed in Table 8.4.

So far we have discussed bonds in which one pair of electrons is shared. This type of bond is called a **single bond**. As we will see in more detail later, atoms sometimes share two pairs of electrons, forming a **double bond**, or share three pairs of electrons, forming a **triple bond**. The bond energies for these *multiple bonds* are also given in Table 8.4.

A relationship also exists between the number of shared electron pairs and the bond length. As the number of shared electrons increases, the bond length shortens. This relationship is shown for selected bonds in Table 8.5.

## Bond Energy and Enthalpy

In this discussion we are ignoring the small difference between enthalpy and energy.

Bond energy values can be used to calculate approximate energies for reactions. To illustrate how this is done, we will calculate the change in energy that accompanies the following reaction:

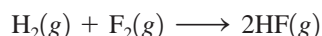


Table 8.5 ▶ Bond Lengths for Selected Bonds

Bond	Bond Type	Bond Length (pm)	Bond Energy (kJ/mol)
C—C	Single	154	347
C=C	Double	134	614
C≡C	Triple	120	839
C—O	Single	143	358
C=O	Double	123	745
C—N	Single	143	305
C=N	Double	138	615
C≡N	Triple	116	891

This reaction involves breaking one H—H and one F—F bond and forming two H—F bonds. For bonds to be broken, energy must be *added* to the system—an endothermic process. Consequently, the energy terms associated with bond breaking have *positive* signs. The formation of a bond *releases* energy, an exothermic process, so the energy terms associated with bond making carry a *negative* sign. We can write the enthalpy change for a reaction as follows:

$$\Delta H = \text{sum of the energies required to break old bonds (positive signs)} \\ \text{plus the sum of the energies released in the formation of new} \\ \text{bonds (negative signs)}$$

This leads to the expression

$$\Delta H = \underbrace{\sum n \times D \text{ (bonds broken)}}_{\text{Energy required}} - \underbrace{\sum n \times D \text{ (bonds formed)}}_{\text{Energy released}}$$

where  $\Sigma$  represents the sum of terms,  $D$  represents the bond energy per mole of bonds ( $D$  *always* has a positive sign), and  $n$  represents the moles of a particular type of bond.

In the case of the formation of HF,

$$\begin{aligned} \Delta H &= D_{\text{H-H}} + D_{\text{F-F}} - 2D_{\text{H-F}} \\ &= 1 \text{ mol} \times \frac{432 \text{ kJ}}{\text{mol}} + 1 \text{ mol} \times \frac{154 \text{ kJ}}{\text{mol}} - 2 \text{ mol} \times \frac{565 \text{ kJ}}{\text{mol}} \\ &= -544 \text{ kJ} \end{aligned}$$

Thus, when 1 mol  $\text{H}_2(\text{g})$  and 1 mol  $\text{F}_2(\text{g})$  react to form 2 mol  $\text{HF}(\text{g})$ , 544 kJ of energy should be released.

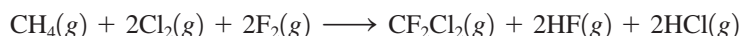
This result can be compared with the calculation of  $\Delta H$  for this reaction from the standard enthalpy of formation for HF ( $-271 \text{ kJ/mol}$ ):

$$\Delta H^\circ = 2 \text{ mol} \times (-271 \text{ kJ/mol}) = -542 \text{ kJ}$$

Thus the use of bond energies to calculate  $\Delta H$  works quite well in this case.

### EXAMPLE 8.5 $\Delta H$ from Bond Energies

Using the bond energies listed in Table 8.4, calculate  $\Delta H$  for the reaction of methane with chlorine and fluorine to give Freon-12 ( $\text{CF}_2\text{Cl}_2$ ).





**Solution**

The idea here is to break the bonds in the gaseous reactants to give individual atoms and then assemble these atoms into the gaseous products by forming new bonds:



We then combine the energy changes to calculate  $\Delta H$ :

$$\Delta H = \text{energy required to break bonds} - \text{energy released when bonds form}$$

where the minus sign gives the correct sign to the energy terms for the exothermic processes.

**Reactant Bonds Broken:**

$$\begin{array}{ll} \text{CH}_4: & 4 \text{ mol C—H} & 4 \text{ mol} \times \frac{413 \text{ kJ}}{\text{mol}} = 1652 \text{ kJ} \\ 2\text{Cl}_2: & 2 \text{ mol Cl—Cl} & 2 \text{ mol} \times \frac{239 \text{ kJ}}{\text{mol}} = 478 \text{ kJ} \\ 2\text{F}_2: & 2 \text{ mol F—F} & 2 \text{ mol} \times \frac{154 \text{ kJ}}{\text{mol}} = 308 \text{ kJ} \\ & & \hline \text{Total energy required} & = 2438 \text{ kJ} \end{array}$$

**Product Bonds Formed:**

$$\begin{array}{ll} \text{CF}_2\text{Cl}_2: & 2 \text{ mol C—F} & 2 \text{ mol} \times \frac{485 \text{ kJ}}{\text{mol}} = 970 \text{ kJ} \\ & \text{and} & \\ & 2 \text{ mol C—Cl} & 2 \text{ mol} \times \frac{339 \text{ kJ}}{\text{mol}} = 678 \text{ kJ} \\ \text{HF}: & 2 \text{ mol H—F} & 2 \text{ mol} \times \frac{565 \text{ kJ}}{\text{mol}} = 1130 \text{ kJ} \\ \text{HCl}: & 2 \text{ mol H—Cl} & 2 \text{ mol} \times \frac{427 \text{ kJ}}{\text{mol}} = 854 \text{ kJ} \\ & & \hline \text{Total energy released} & = 3632 \text{ kJ} \end{array}$$

We now can calculate  $\Delta H$ :

$$\begin{aligned} \Delta H &= \text{energy required to break bonds} - \text{energy released when bonds form} \\ &= 2438 \text{ kJ} - 3632 \text{ kJ} \\ &= -1194 \text{ kJ} \end{aligned}$$

Since the sign of the value for the enthalpy change is negative, this means that 1194 kJ of energy is released per mole of  $\text{CF}_2\text{Cl}_2$  formed.

**SEE EXERCISES 8.63 THROUGH 8.70**

**8.9 ► The Localized Electron Bonding Model**

So far we have discussed the general characteristics of the chemical bonding model and have seen that properties such as bond strength and polarity can be assigned to individual bonds. In this section we introduce a specific model used to describe covalent bonds. We need a simple model that can be applied easily even to very complicated molecules and that can be used routinely by chemists to interpret and organize the wide variety of

chemical phenomena. The model that serves this purpose is the **localized electron (LE) model**, which assumes that *a molecule is composed of atoms that are bound together by sharing pairs of electrons using the atomic orbitals of the bound atoms*. Electron pairs in the molecule are assumed to be localized on a particular atom or in the space between two atoms. Those pairs of electrons localized on an atom are called **lone pairs**, and those found in the space between the atoms are called **bonding pairs**.

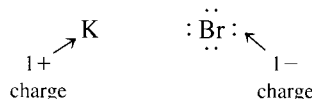
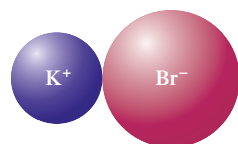
As we will apply it, the LE model has three parts:

1. Description of the valence electron arrangement in the molecule using Lewis structures (will be discussed in the next section).
2. Prediction of the geometry of the molecule using the valence shell electron-pair repulsion (VSEPR) model (will be discussed in Section 8.13).
3. Description of the type of atomic orbitals used by the atoms to share electrons or hold lone pairs (will be discussed in Chapter 9).

## 8.10 ► Lewis Structures

The **Lewis structure** of a molecule shows how the valence electrons are arranged among the atoms in the molecule. These representations are named after G. N. Lewis (Fig. 8.14). The rules for writing Lewis structures are based on observations of thousands of molecules. From experiment, chemists have learned that the *most important requirement for the formation of a stable compound is that the atoms achieve noble gas electron configurations*.

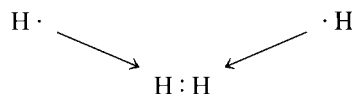
We have already seen that when metals and nonmetals react to form binary ionic compounds, electrons are transferred and the resulting ions typically have noble gas electron configurations. An example is the formation of KBr, where the  $K^+$  ion has the [Ar] electron configuration and the  $Br^-$  ion has the [Kr] electron configuration. In writing Lewis structures, the rule is that *only the valence electrons are included*. Using dots to represent electrons, the Lewis structure for KBr is



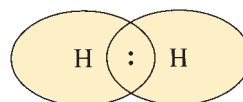
No dots are shown on the  $K^+$  ion because it has no valence electrons. The  $Br^-$  ion is shown with eight electrons because it has a filled valence shell.

Next we will consider Lewis structures for molecules with covalent bonds, involving elements in the first and second periods. The principle of achieving a noble gas electron configuration applies to these elements as follows:

- Hydrogen forms stable molecules where it shares two electrons. That is, it follows a **duet rule**. For example, when two hydrogen atoms, each with one electron, combine to form the  $H_2$  molecule, we have



By sharing electrons, each hydrogen in  $H_2$ , in effect, has two electrons; that is, each hydrogen has a filled valence shell.



Lewis structures show only valence electrons.



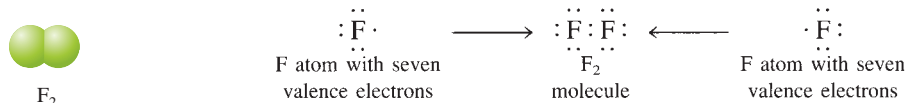
**Figure 8.14**  
G. N. Lewis (1875–1946).

Carbon, nitrogen, oxygen, and fluorine always obey the octet rule in stable molecules.

- Helium does not form bonds because its valence orbital is already filled; it is a noble gas. Helium has the electron configuration  $1s^2$  and can be represented by the Lewis structure



- The second-row nonmetals carbon through fluorine form stable molecules when they are surrounded by enough electrons to fill the valence orbitals, that is, the  $2s$  and the three  $2p$  orbitals. Since eight electrons are required to fill these orbitals, these elements typically obey the **octet rule**; they are surrounded by eight electrons. An example is the  $\text{F}_2$  molecule, which has the following Lewis structure:



Note that each fluorine atom in  $\text{F}_2$  is, in effect, surrounded by eight electrons, two of which are shared with the other atom. This is a *bonding pair* of electrons, as discussed earlier. Each fluorine atom also has three pairs of electrons not involved in bonding. These are the *lone pairs*.

- Neon does not form bonds because it already has an octet of valence electrons (it is a noble gas). The Lewis structure is



Note that only the valence electrons of the neon atom ( $2s^2 2p^6$ ) are represented by the Lewis structure. The  $1s^2$  electrons are core electrons and are not shown.

From the preceding discussion we can formulate the following rules for writing the Lewis structures of molecules containing atoms from the first two periods.

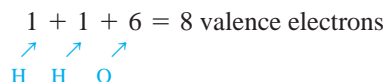
### PROBLEM-SOLVING STRATEGY

#### Steps for Writing Lewis Structures

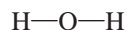
- Sum the valence electrons from all the atoms. Do not worry about keeping track of which electrons come from which atoms. It is the *total* number of electrons that is important.
- Use a pair of electrons to form a bond between each pair of bound atoms.
- Arrange the remaining electrons to satisfy the duet rule for hydrogen and the octet rule for the second-row elements.

To see how these steps are applied, we will draw the Lewis structures of a few molecules. We will first consider the water molecule and follow the previous steps.

- We sum the *valence* electrons for  $\text{H}_2\text{O}$  as shown:



- Using a pair of electrons per bond, we draw in the two O—H single bonds:

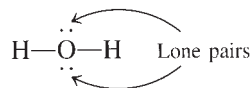


Note that a *line instead of a pair of dots* is used to indicate each pair of bonding electrons. This is the standard notation.

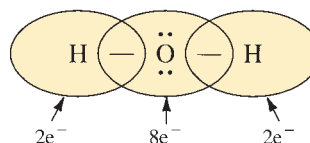
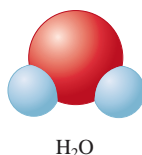
- We distribute the remaining electrons to achieve a noble gas electron configuration for each atom. Since four electrons have been used in forming the two bonds, four

electrons ( $8 - 4$ ) remain to be distributed. Hydrogen is satisfied with two electrons (duet rule), but oxygen needs eight electrons to have a noble gas configuration. Thus the remaining four electrons are added to oxygen as two lone pairs. Dots are used to represent the lone pairs:

H—O—H represents H:O:H

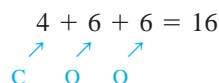


This is the correct Lewis structure for the water molecule. Each hydrogen has two electrons and the oxygen has eight, as shown below:



As a second example, let's write the Lewis structure for carbon dioxide.

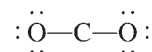
1 ► Summing the valence electrons gives



2 ► Parts of electrons are used to form a bond between the carbon and each oxygen,



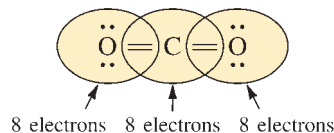
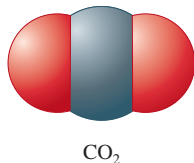
the remaining electrons are distributed to achieve noble gas configurations on each atom. In this case we have 12 electrons ( $16 - 4$ ) remaining after the bonds are drawn. The distribution of these electrons is determined by a trial-and-error process. We have 6 pairs of electrons to distribute. Suppose we try 3 pairs on each oxygen to give



3 ► Is this correct? To answer this question, we need to check two things:

1. The total number of electrons. There are 16 valence electrons in this structure, which is the correct number.
2. The octet rule for each atom. Each oxygen has 8 electrons, but the carbon has only 4. This cannot be the correct Lewis structure.

How can we arrange the 16 available electrons to achieve an octet for each atom? Suppose there are 2 shared pairs between the carbon and each oxygen:

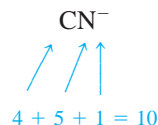


$\begin{array}{c} \cdot\cdot \\ \cdot\cdot \\ \text{O} = \text{C} = \text{O} \\ \cdot\cdot \\ \cdot\cdot \end{array}$  represents



Now each atom is surrounded by 8 electrons, and the total number of electrons is 16, as required. This is the correct Lewis structure for carbon dioxide, which has two double bonds and four lone pairs.

Finally, let's consider the Lewis structure of the CN<sup>-</sup> (cyanide) ion. Summing the valence electrons, we have



Note that the negative charge means an extra electron is present. After drawing a single bond (C—N), we distribute the remaining electrons to achieve a noble gas configuration for each atom. Eight electrons remain to be distributed. We can try various possibilities, for example:



This structure is incorrect because C and N have only six electrons each instead of eight. The correct arrangement is



(Satisfy yourself that both carbon and nitrogen have eight electrons.)

### EXAMPLE 8.6 Writing Lewis Structures

Give the Lewis structure for each of the following.


- a. HF      d. CH<sub>4</sub>  
 b. N<sub>2</sub>      e. CF<sub>4</sub>  
 c. NH<sub>3</sub>      f. NO<sup>+</sup>

#### Solution

In each case we apply the three steps for writing Lewis structures. Recall that lines are used to indicate shared electron pairs and that dots are used to indicate nonbonding pairs (lone pairs). We have the following tabulated results:

	Total Valence Electrons	Draw Single Bonds	Calculate Number of Electrons Remaining	Use Remaining Electrons to Achieve Noble Gas Configurations	Check Number of Electrons
a. HF	1 + 7 = 8	H—F	6	H— $\ddot{\text{F}}:$	H, 2 F, 8
b. N <sub>2</sub>	5 + 5 = 10	N—N	8	:N≡N:	N, 8
c. NH <sub>3</sub>	5 + 3(1) = 8	$\begin{array}{c} \text{H} - \text{N} - \text{H} \\   \\ \text{H} \end{array}$	2	$\begin{array}{c} \text{H} - \ddot{\text{N}} - \text{H} \\   \\ \text{H} \end{array}$	H, 2 N, 8
d. CH <sub>4</sub>	4 + 4(1) = 8	$\begin{array}{c} \text{H} \\   \\ \text{H} - \text{C} - \text{H} \\   \\ \text{H} \end{array}$	0	$\begin{array}{c} \text{H} \\   \\ \text{H} - \text{C} - \text{H} \\   \\ \text{H} \end{array}$	H, 2 C, 8
e. CF <sub>4</sub>	4 + 4(7) = 32	$\begin{array}{c} \text{F} \\   \\ \text{F} - \text{C} - \text{F} \\   \\ \text{F} \end{array}$	24	$\begin{array}{c} \cdot\cdot \\ \text{F} \\ \cdot\cdot \\   \\ \cdot\cdot \\ \text{F} - \text{C} - \text{F} \\   \\ \cdot\cdot \\ \text{F} \\ \cdot\cdot \end{array}$	F, 8 C, 8
f. NO <sup>+</sup>	5 + 6 - 1 = 10	N—O	8	[:N≡O:] <sup>+</sup>	N, 8 O, 8

SEE EXERCISES 8.79 THROUGH 8.82




## chemical connections

### Nitrogen Under Pressure

The element nitrogen exists at normal temperatures and pressures as a gas containing  $N_2$ , a molecule with a very strong triple bond. In the gas phase the diatomic molecules move around independently with almost no tendency to associate with each other. Under intense pressure, however, nitrogen changes to a dramatically different form. This conclusion was reached at the Carnegie Institution in Washington, D.C., by Mikhail Erements and his colleagues, who subjected nitrogen to a pressure of 2.4 million atmospheres in a special diamond anvil press. Under this tremendous pressure the bonds of the  $N_2$  molecules break and a substance containing an aggregate of nitrogen atoms forms. In other words, under great pressure elemental nitrogen changes from a substance containing diatomic molecules to one containing many nitrogen atoms bonded to each other. Interestingly, this substance remains intact even after the pressure is released—as long as the temperature remains at 100 K. This new form of nitrogen has a very high potential energy relative to  $N_2$ . Thus this substance would be an extraordinarily powerful propellant or explosive if enough of it could be made. This new form of nitrogen is also a semiconductor for electricity; normal nitrogen gas is an insulator.

The newly discovered form of nitrogen is significant for several reasons. For one thing, it may help us understand the nature of the interiors of the giant gas planets such as Jupiter. Also, their success in changing nitrogen to an atomic solid encourages high-pressure scientists who are trying to



A diamond anvil cell used to study materials at very high pressures.

accomplish the same goal with hydrogen. It is surprising that nitrogen, which has diatomic molecules containing bonds more than twice as strong as those in hydrogen, will form an atomic solid at these pressures but hydrogen does not. Hydrogen remains a molecular solid at far greater pressures than nitrogen can endure.

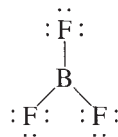
When writing Lewis structures, do not worry about which electrons come from which atoms in a molecule. The best way to look at a molecule is to regard it as a new entity that uses all the available valence electrons of the atoms to achieve the lowest possible energy.\* The valence electrons belong to the molecule, rather than to the individual atoms. Simply distribute all valence electrons so that the various rules are satisfied, without regard for the origin of each particular electron.

## 8.11 ► Exceptions to the Octet Rule

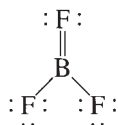
The localized electron model is a simple but very successful model, and the rules we have used for Lewis structures apply to most molecules. However, with such a simple model, some exceptions are inevitable. Boron, for example, tends to form compounds in which the boron atom has fewer than eight electrons around it—it does not have a complete octet. Boron trifluoride ( $BF_3$ ), a gas at normal temperatures and pressures, reacts very energetically with molecules such as water and ammonia that have available electron pairs

\*In a sense this approach corrects for the fact that the localized electron model overemphasizes that a molecule is simply a sum of its parts—that is, that the atoms retain their individual identities in the molecule.

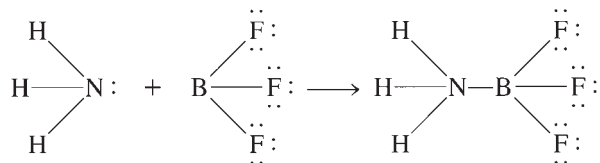
(lone pairs). The violent reactivity of  $\text{BF}_3$  with electron-rich molecules arises because the boron atom is electron-deficient. Boron trifluoride has 24 valence electrons. The Lewis structure often drawn for  $\text{BF}_3$  is



Note that in this structure boron has only 6 electrons around it. The octet rule for boron can be satisfied by drawing a structure with a double bond, such as



Recent studies indicate that double bonding may be important in  $\text{BF}_3$ . However, the boron atom in  $\text{BF}_3$  certainly behaves as if it is electron-deficient, as indicated by the reactivity of  $\text{BF}_3$  toward electron-rich molecules, for example, toward  $\text{NH}_3$  to form  $\text{H}_3\text{NBF}_3$ :



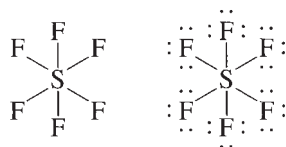
In this stable compound, boron has an octet of electrons.

It is characteristic of boron to form molecules in which the boron atom is electron-deficient. On the other hand, carbon, nitrogen, oxygen, and fluorine can be counted on to obey the octet rule.

Some atoms exceed the octet rule. This behavior is observed only for those elements in Period 3 of the periodic table and beyond. To see how this arises, we will consider the Lewis structure for sulfur hexafluoride ( $\text{SF}_6$ ), a well-known and very stable molecule. The sum of the valence electrons is

$$6 + 6(7) = 48 \text{ electrons}$$

Indicating the single bonds gives the structure on the left below:



We have used 12 electrons to form the S—F bonds, which leaves 36 electrons. Since fluorine always follows the octet rule, we complete the six fluorine octets to give the structure on the right above. This structure uses all 48 valence electrons for  $\text{SF}_6$ , but sulfur has 12 electrons around it; that is, sulfur *exceeds* the octet rule. How can this happen?

To answer this question, we need to consider the different types of valence orbitals characteristic of second- and third-period elements. The second-row elements have  $2s$  and  $2p$  valence orbitals, and the third-row elements have  $3s$ ,  $3p$ , and  $3d$  orbitals. The  $3s$  and  $3p$  orbitals fill with electrons in going from sodium to argon, but the  $3d$  orbitals remain empty. For example, the valence orbital diagram for a sulfur atom is



Third-row elements can exceed the octet rule.

Whether the atoms that exceed the octet rule actually place the extra electrons in their *d* orbitals is a matter of controversy among theoretical chemists. We will not consider this issue in this text.

The localized electron model assumes that the empty *3d* orbitals can be used to accommodate extra electrons. Thus the sulfur atom in  $\text{SF}_6$  can have 12 electrons around it by using the *3s* and *3p* orbitals to hold 8 electrons, with the extra 4 electrons placed in the formerly empty *3d* orbitals.

### Let's Review

#### Lewis Structures: Comments About the Octet Rule

- The second-row elements C, N, O, and F should always be assumed to obey the octet rule.
- The second-row elements B and Be often have fewer than eight electrons around them in their compounds. These electron-deficient compounds are very reactive.
- The second-row elements never exceed the octet rule, since their valence orbitals (*2s* and *2p*) can accommodate only eight electrons.
- Third-row and heavier elements often satisfy the octet rule but can exceed the octet rule by using their empty valence *d* orbitals.
- When writing the Lewis structure for a molecule, satisfy the octet rule for the atoms first. If electrons remain after the octet rule has been satisfied, then place them on the elements having available *d* orbitals (elements in Period 3 or beyond).

### EXAMPLE 8.7

## Lewis Structures for Molecules That Violate the Octet Rule I

Write the Lewis structure for  $\text{PCl}_5$ .

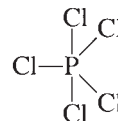
### Solution

We can follow the same stepwise procedure we used above for sulfur hexafluoride.


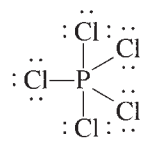
1 ► Sum the valence electrons.

$$\begin{array}{c} 5 + 5(7) = 40 \text{ electrons} \\ \uparrow \quad \uparrow \\ \text{P} \quad \text{Cl} \end{array}$$

2 ► Indicate single bonds between bound atoms.



3 ► Distribute the remaining electrons. In this case, 30 electrons ( $40 - 10$ ) remain. These are used to satisfy the octet rule for each chlorine atom. The final Lewis structure is



$\text{PCl}_5$

Note that phosphorus, which is a third-row element, has exceeded the octet rule by two electrons.

SEE EXERCISES 8.85 AND 8.86



In the  $\text{PCl}_5$  and  $\text{SF}_6$  molecules, the central atoms (P and S, respectively) must have the extra electrons. However, in molecules having more than one atom that can exceed the octet rule, it is not always clear which atom should have the extra electrons. Consider the Lewis structure for the triiodide ion ( $\text{I}_3^-$ ), which has

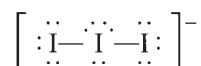
$$3(7) + 1 = 22 \text{ valence electrons}$$

$$\begin{array}{c} \uparrow \quad \uparrow \\ \text{I} \quad -1 \text{ charge} \end{array}$$

Indicating the single bonds gives  $\text{I—I—I}$ . At this point, 18 electrons ( $22 - 4$ ) remain. Trial and error will convince you that one of the iodine atoms must exceed the octet rule, but *which one*?

The rule we will follow is that *when it is necessary to exceed the octet rule for one of several third-row (or higher) elements, assume that the extra electrons should be placed on the central atom.*

Thus for  $\text{I}_3^-$  the Lewis structure is



where the central iodine exceeds the octet rule. This structure agrees with known properties of  $\text{I}_3^-$ .

## EXAMPLE 8.8

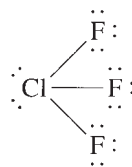
## Lewis Structures for Molecules That Violate the Octet Rule II

Write the Lewis structure for each molecule or ion.

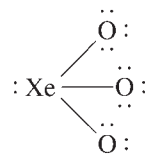
- a.  $\text{ClF}_3$     b.  $\text{XeO}_3$     c.  $\text{RnCl}_2$     d.  $\text{BeCl}_2$     e.  $\text{ICl}_4^-$

**Solution**

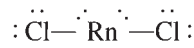
- a. The chlorine atom (third row) accepts the extra electrons.



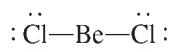
- b. All atoms obey the octet rule.



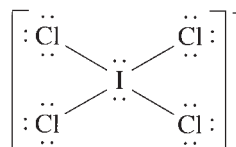
- c. Radon, a noble gas in Period 6, accepts the extra electrons.



- d. Beryllium is electron-deficient.



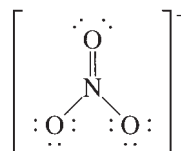
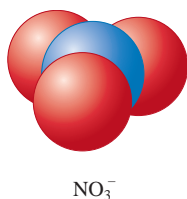
e. Iodine exceeds the octet rule.



SEE EXERCISES 8.83, 8.85, AND 8.86

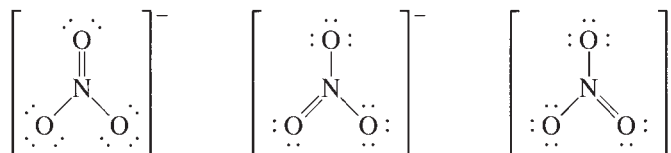
## 8.12 ► Resonance

Sometimes more than one valid Lewis structure (one that obeys the rules we have outlined) is possible for a given molecule. Consider the Lewis structure for the nitrate ion ( $\text{NO}_3^-$ ), which has 24 valence electrons. To achieve an octet of electrons around each atom, a structure like this is required:



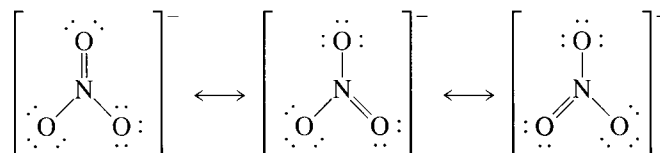
If this structure accurately represents the bonding in  $\text{NO}_3^-$ , there should be two types of N—O bonds observed in the molecule: one shorter bond (the double bond) and two identical longer ones (the two single bonds). However, experiments clearly show that  $\text{NO}_3^-$  exhibits only *one* type of N—O bond with a length and strength *between* those expected for a single bond and a double bond. Thus, although the structure we have shown above is a valid Lewis structure, it does *not* correctly represent the bonding in  $\text{NO}_3^-$ . This is a serious problem, and it means that the model must be modified.

Look again at the proposed Lewis structure for  $\text{NO}_3^-$ . There is no reason for choosing a particular oxygen atom to have the double bond. There are really three valid Lewis structures:



Is any of these structures a correct description of the bonding in  $\text{NO}_3^-$ ? No, because  $\text{NO}_3^-$  does not have one double and two single bonds—it has three equivalent bonds. We can solve this problem by making the following assumption: The correct description of  $\text{NO}_3^-$  is *not given by any one* of the three Lewis structures but is given only by the *superposition of all three*.

The nitrate ion does not exist as any of the three extreme structures but exists as an average of all three. **Resonance** is invoked when more than one valid Lewis structure can be written for a particular molecule. The resulting electron structure of the molecule is given by the average of these **resonance structures**. This situation is usually represented by double-headed arrows as follows:



Note that in all these resonance structures the arrangement of the nuclei is the same. Only the placement of the electrons differs. The arrows do not mean that the molecule “flips” from one resonance to another. They simply show that the *actual structure is an average of the three resonance structures*.

The concept of resonance is necessary because the localized electron model postulates that electrons are localized between a given pair of atoms. However, nature does not really operate this way. Electrons are really delocalized—they can move around the entire molecule. The valence electrons in the  $\text{NO}_3^-$  molecule distribute themselves to provide equivalent N—O bonds. Resonance is necessary to compensate for the defective assumption of the localized electron model. However, this model is so useful that we retain the concept of localized electrons and add resonance to allow the model to treat species such as  $\text{NO}_3^-$ .

### EXAMPLE 8.9 Resonance Structures

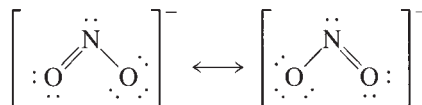

Describe the electron arrangement in the nitrite anion ( $\text{NO}_2^-$ ) using the localized electron model.

#### Solution

We will follow the usual procedure for obtaining the Lewis structure for the  $\text{NO}_2^-$  ion. In  $\text{NO}_2^-$  there are  $5 + 2(6) + 1 = 18$  valence electrons. Indicating the single bonds gives the structure



The remaining 14 electrons ( $18 - 4$ ) can be distributed to produce these structures:



This is a resonance situation. Two equivalent Lewis structures can be drawn. *The electronic structure of the molecule is correctly represented not by either resonance structure but by the average of the two.* There are two equivalent N—O bonds, each one intermediate between a single and a double bond.

**SEE EXERCISES 8.87 THROUGH 8.92**

### Odd-Electron Molecules

Relatively few molecules formed from nonmetals contain odd numbers of electrons. One common example is nitric oxide (NO), which is formed when nitrogen and oxygen gases react at the high temperatures in automobile engines. Nitric oxide is emitted into the air, where it immediately reacts with oxygen to form gaseous nitrogen dioxide ( $\text{NO}_2$ ), another odd-electron molecule.

Since the localized electron model is based on pairs of electrons, it does not handle odd-electron cases in a natural way. To treat odd-electron molecules, a more sophisticated model is needed.

Equivalent Lewis structures contain the same numbers of single and multiple bonds. For example, the resonance structures for  $O_3$



are equivalent Lewis structures. These are equally important in describing the bonding in  $O_3$ . Nonequivalent Lewis structures contain different numbers of single and multiple bonds.

## Formal Charge

Molecules or polyatomic ions containing atoms that can exceed the octet rule often have many nonequivalent Lewis structures (see margin note), all of which obey the rules for writing Lewis structures. For example, as we will see in detail below, the sulfate ion has a Lewis structure with all single bonds and several Lewis structures that contain double bonds. How do we decide which of the many possible Lewis structures best describes the actual bonding in sulfate? One method is to estimate the charge on each atom in the various possible Lewis structures and use these charges to select the most appropriate structure(s). We will see below how this is done, but first we must decide on a method to assign atomic charges in molecules.

In Chapter 4 we discussed one system for obtaining charges, called *oxidation states*. However, in assigning oxidation states, we always count *both* the shared electrons as belonging to the more electronegative atom in a bond. This practice leads to highly exaggerated estimates of charge. In other words, although oxidation states are useful for bookkeeping electrons in redox reactions, they are not realistic estimates of the actual charges on individual atoms in a molecule, so they are not suitable for judging the appropriateness of Lewis structures. Another definition of the charge on an atom in a molecule, the **formal charge**, can, however, be used to evaluate Lewis structures. As we will see below, the **formal charge** of an atom in a molecule is *the difference between the number of valence electrons on the free atom and the number of valence electrons assigned to the atom in the molecule*.

Therefore, to determine the formal charge of a given atom in a molecule, we need to know two things:

1. The number of valence electrons on the free neutral atom (which has zero net charge because the number of electrons equals the number of protons)
2. The number of valence electrons “belonging” to the atom in a molecule

We then compare these numbers. If in the molecule the atom has the same number of valence electrons as it does in the free state, the positive and negative charges just balance, and it has a formal charge of zero. If the atom has one more valence electron in a molecule than it has as a free atom, it has a formal charge of  $-1$ , and so on. Thus the formal charge on an atom in a molecule is defined as

$$\text{Formal charge} = (\text{number of valence electrons on free atom}) \\ - (\text{number of valence electrons assigned to the atom in the molecule})$$

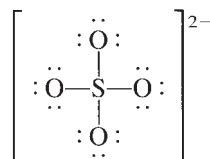
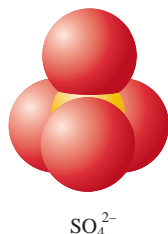
To compute the formal charge of an atom in a molecule, we assign the valence electrons in the molecule to the various atoms, making the following assumptions:

1. Lone pair electrons belong entirely to the atom in question.
2. Shared electrons are *divided equally* between the two sharing atoms.

Thus the number of valence electrons assigned to a given atom is calculated as follows:

$$(\text{Valence electrons})_{\text{assigned}} = (\text{number of lone pair electrons}) \\ + \frac{1}{2} (\text{number of shared electrons})$$

We will illustrate the procedure for calculating formal charges by considering two of the possible Lewis structures for the sulfate ion, which has 32 valence electrons. For the Lewis structure

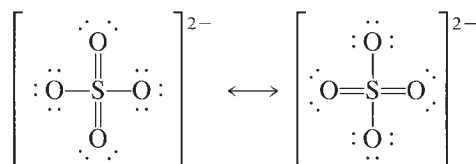




We will use two fundamental assumptions about formal charges to evaluate Lewis structures:

1. Atoms in molecules try to achieve formal charges as close to zero as possible.
2. Any negative formal charges are expected to reside on the most electronegative atoms.

We can use these principles to evaluate the two nonequivalent Lewis structures for sulfate given previously. Notice that in the structure with only single bonds, each oxygen has a formal charge of  $-1$ , while the sulfur has a formal charge of  $+2$ . In contrast, in the structure with two double bonds and two single bonds, the sulfur and two oxygen atoms have a formal charge of  $0$ , while two oxygens have a formal charge of  $-1$ . Based on the assumptions given above, the structure with two double bonds is preferred—it has lower formal charges and the  $-1$  formal charges are on electronegative oxygen atoms. Thus, for the sulfate ion, we might expect resonance structures such as



to more closely describe the bonding than the Lewis structure with only single bonds.

### Rules Governing Formal Charge

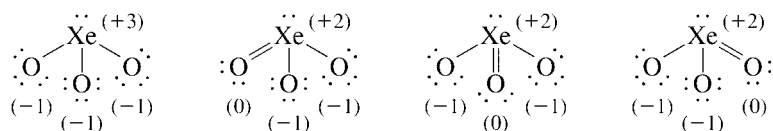
- To calculate the formal charge on an atom:
  1. Take the sum of the lone pair electrons and one-half the shared electrons. This is the number of valence electrons assigned to the atom in the molecule.
  2. Subtract the number of assigned electrons from the number of valence electrons on the free, neutral atom to obtain the formal charge.
- The sum of the formal charges of all atoms in a given molecule or ion must equal the overall charge on that species.
- If nonequivalent Lewis structures exist for a species, those with formal charges closest to zero and with any negative formal charges on the most electronegative atoms are considered to best describe the bonding in the molecule or ion.

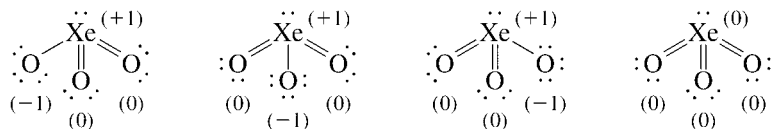
### EXAMPLE 8.10 Formal Charges

Give possible Lewis structures for  $\text{XeO}_3$ , an explosive compound of xenon. Which Lewis structure or structures are most appropriate according to the formal charges?

#### Solution

For  $\text{XeO}_3$  (26 valence electrons) we can draw the following possible Lewis structures (formal charges are indicated in parentheses):





Based on the ideas of formal charge, we would predict that the Lewis structures with the lower values of formal charge would be most appropriate for describing the bonding in  $\text{XeO}_3$ .

**SEE EXERCISES 8.97 AND 8.98**

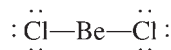
As a final note, there are a couple of cautions about formal charge to keep in mind. First, although formal charges are closer to actual atomic charges in molecules than are oxidation states, formal charges still provide only *estimates* of charge—they should not be taken as actual atomic charges. Second, the evaluation of Lewis structures using formal charge ideas can lead to erroneous predictions. Tests based on experiments must be used to make the final decisions on the correct description of the bonding in a molecule or polyatomic ion.

### 8.13 ► Molecular Structure: The VSEPR Model

The structures of molecules play a very important role in determining their chemical properties. As we will see later, this is particularly important for biological molecules; a slight change in the structure of a large biomolecule can completely destroy its usefulness to a cell or may even change the cell from a normal one to a cancerous one.

Many accurate methods now exist for determining **molecular structure**, the three-dimensional arrangement of the atoms in a molecule. These methods must be used if precise information about structure is required. However, it is often useful to be able to predict the approximate molecular structure of a molecule. In this section we consider a simple model that allows us to do this. This model, called the **valence shell electron-pair repulsion (VSEPR) model**, is useful in predicting the geometries of molecules formed from nonmetals. The main postulate of this model is that *the structure around a given atom is determined principally by minimizing electron-pair repulsions*. The idea here is that the bonding and nonbonding pairs around a given atom will be positioned as far apart as possible. To see how this model works, we will first consider the molecule  $\text{BeCl}_2$ , which has the Lewis structure

$\text{BeCl}_2$  has only four electrons around Be and is expected to be very reactive with electron-pair donors.



Note that there are two pairs of electrons around the beryllium atom. What arrangement of these electron pairs allows them to be as far apart as possible to minimize the repulsions? Clearly, the best arrangement places the pairs on opposite sides of the beryllium atom at 180 degrees from each other:

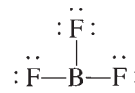


This is the maximum possible separation for two electron pairs. Once we have determined the optimal arrangement of the electron pairs around the central atom, we can specify the molecular structure of  $\text{BeCl}_2$ , that is, the positions of the atoms. Since each electron pair

on beryllium is shared with a chlorine atom, the molecule has a **linear structure** with a 180-degree bond angle:




Next, let's consider  $\text{BF}_3$ , which has the Lewis structure



Here the boron atom is surrounded by three pairs of electrons. What arrangement will minimize the repulsions? The electron pairs are farthest apart at angles of 120 degrees:

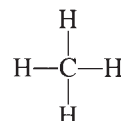


Since each of the electron pairs is shared with a fluorine atom, the molecular structure will be

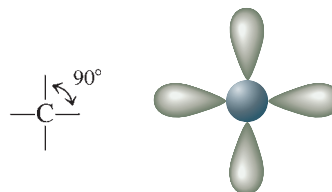


This is a planar (flat) and triangular molecule, which is commonly described as a **trigonal planar structure**.

Next, let's consider the methane molecule, which has the Lewis structure

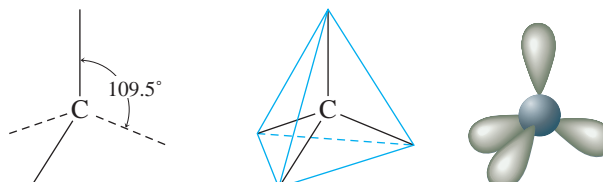


There are four pairs of electrons around the central carbon atom. What arrangement of these electron pairs best minimizes the repulsions? First, let's try a square planar arrangement:

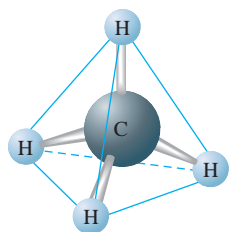


The carbon atom and the electron pairs are centered in the plane of the paper, and the angles between the pairs are all 90 degrees.

Is there another arrangement with angles greater than 90 degrees that would put the electron pairs even farther away from each other? The answer is yes. The **tetrahedral structure** has angles of 109.5 degrees:





**Figure 8.15**

The molecular structure of methane. The tetrahedral arrangement of electron pairs produces a tetrahedral arrangement of hydrogen atoms.

It can be shown that this is the maximum possible separation of four pairs around a given atom. This means that *whenever four pairs of electrons are present around an atom, they should always be arranged tetrahedrally.*

Now that we have the electron-pair arrangement that gives the least repulsion, we can determine the positions of the atoms and thus the molecular structure of  $\text{CH}_4$ . In methane, each of the four electron pairs is shared between the carbon atom and a hydrogen atom. Thus the hydrogen atoms are placed as in Fig. 8.15, and the molecule has a tetrahedral structure with the carbon atom at the center.

Recall that the main idea of the VSEPR model is to find the arrangement of electron pairs around the central atom that minimizes the repulsions. Then we can determine the molecular structure from knowing how the electron pairs are shared with the peripheral atoms. Use the following steps to predict the structure of a molecule using the VSEPR model.

### PROBLEM-SOLVING STRATEGY

#### Steps to Apply the VSEPR Model

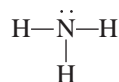
- 1 ▶ Draw the Lewis structure for the molecule.
- 2 ▶ Count the electron pairs and arrange them in the way that minimizes repulsion (that is, put the pairs as far apart as possible).
- 3 ▶ Determine the positions of the atoms from the way the electron pairs are shared.
- 4 ▶ Determine the name of the molecular structure from the positions of the atoms.



When four uniform balloons are tied together, they naturally form a tetrahedral shape.

We will predict the structure of ammonia ( $\text{NH}_3$ ) using this stepwise approach.

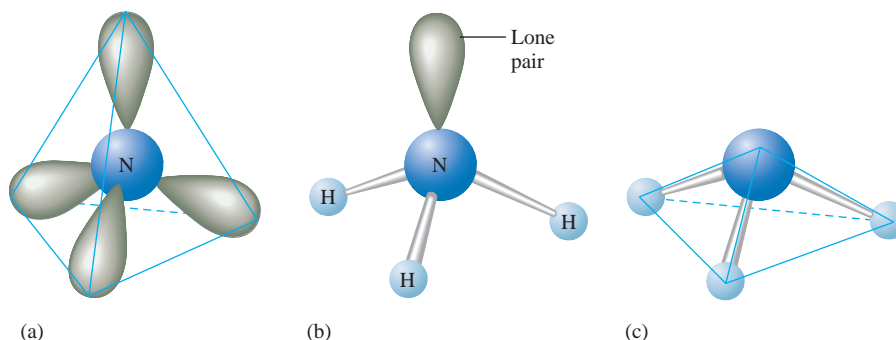
- 1 ▶ Draw the Lewis structure:



- 2 ▶ Count the pairs of electrons and arrange them to minimize repulsions. The  $\text{NH}_3$  molecule has four pairs of electrons: three bonding pairs and one nonbonding pair. From the discussion of the methane molecule, we know that the best arrangement of four electron pairs is a tetrahedral array, as shown in Fig. 8.16(a).
- 3 ▶ Determine the positions of the atoms. The three H atoms share electron pairs, as shown in Fig. 8.16(b).
- 4 ▶ Name the molecular structure. It is very important to recognize that the *name* of the molecular structure is always based on the *positions of the atoms*. The placement of the electron pairs determines the structure, but the name is based on the positions of the atoms. Thus it is incorrect to say that the  $\text{NH}_3$  molecule is tetrahedral. It has a tetrahedral arrangement of electron pairs but not a tetrahedral arrangement of atoms.

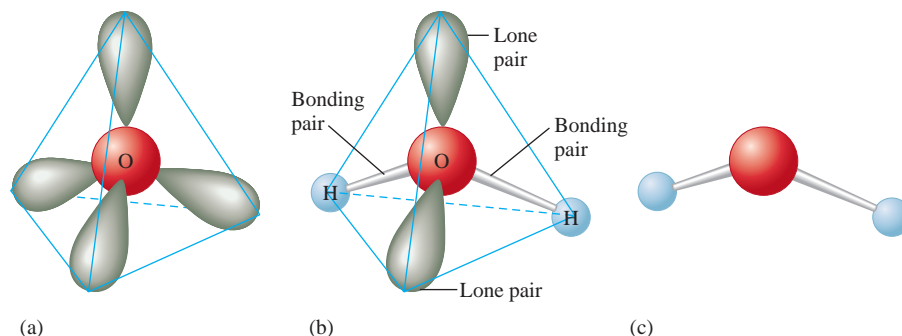
**Figure 8.16**

(a) The tetrahedral arrangement of electron pairs around the nitrogen atom in the ammonia molecule. (b) Three of the electron pairs around nitrogen are shared with hydrogen atoms as shown and one is a lone pair. Although the arrangement of *electron pairs* is tetrahedral, as in the methane molecule, the hydrogen atoms in the ammonia molecule occupy only three corners of the tetrahedron. A lone pair occupies the fourth corner. (c) Note that molecular geometry is trigonal pyramidal, not tetrahedral.



**Figure 8.17**

(a) The tetrahedral arrangement of the four electron pairs around oxygen in the water molecule. (b) Two of the electron pairs are shared between oxygen and the hydrogen atoms and two are lone pairs. (c) The V-shaped molecular structure of the water molecule.



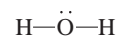
The molecular structure of ammonia is a **trigonal pyramid** (one side is different from the other three) rather than a tetrahedron, as shown in Fig. 8.16(c).

**EXAMPLE 8.11****Prediction of Molecular Structure I**

Describe the molecular structure of the water molecule.

**Solution**

The Lewis structure for water is

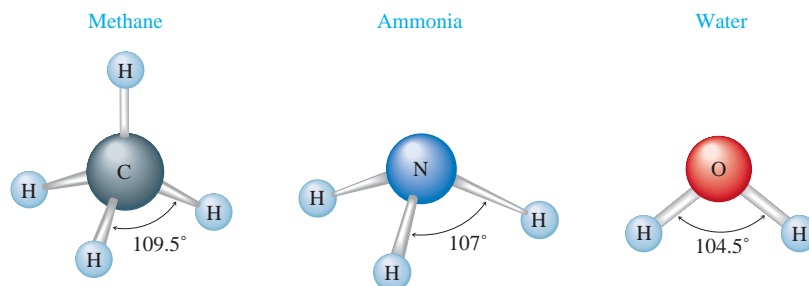


There are four pairs of electrons: two bonding pairs and two nonbonding pairs. To minimize repulsions, these are best arranged in a tetrahedral array, as shown in Fig. 8.17(a). Although  $\text{H}_2\text{O}$  has a tetrahedral arrangement of electron pairs, it is not a tetrahedral molecule. The atoms in the  $\text{H}_2\text{O}$  molecule form a V shape, as shown in Fig. 8.17(b) and (c).

**SEE EXERCISES 8.107 AND 8.108**

From Example 8.11 we see that the  $\text{H}_2\text{O}$  molecule is V-shaped, or bent, because of the presence of the lone pairs. If no lone pairs were present, the molecule would be linear, the polar bonds would cancel, and the molecule would have no dipole moment. This would make water very different from the polar substance so familiar to us.

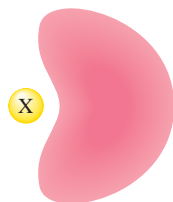
From the previous discussion we would predict that the  $\text{H}-\text{X}-\text{H}$  bond angle (where X is the central atom) in  $\text{CH}_4$ ,  $\text{NH}_3$ , and  $\text{H}_2\text{O}$  should be the tetrahedral angle of 109.5 degrees. Experimental studies, however, show that the actual bond angles are those given in Fig. 8.18. What significance do these results have for the VSEPR model? One possible point of view is that we should be pleased to have the observed angles so close to the tetrahedral angle. The opposite view is that the deviations are significant enough to require modification of the simple model so that it can more accurately handle similar cases. We will take the latter view.

**Figure 8.18**

The bond angles in the  $\text{CH}_4$ ,  $\text{NH}_3$ , and  $\text{H}_2\text{O}$  molecules. Note that the bond angle between bonding pairs decreases as the number of lone pairs increases. Note that all of the angles in  $\text{CH}_4$  are 109.5 degrees and all of the angles in  $\text{NH}_3$  are 107 degrees.



(a)



(b)

**Figure 8.19**

(a) In a bonding pair of electrons, the electrons are shared by two nuclei. (b) In a lone pair, both electrons must be close to a single nucleus and tend to take up more of the space around that atom.

Let us examine the following data:

	CH <sub>4</sub>	NH <sub>3</sub>	H <sub>2</sub> O
<b>Number of Lone Pairs</b>	0	1	2
<b>Bond Angle</b>	109.5°	107°	104.5°

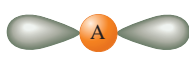

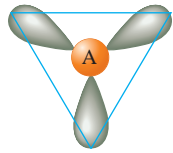

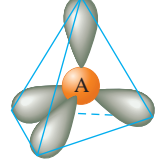

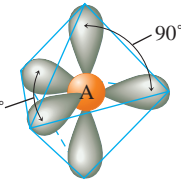

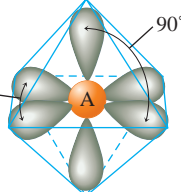

One interpretation of the trend observed here is that lone pairs require more space than bonding pairs; in other words, as the number of lone pairs increases, the bonding pairs are increasingly squeezed together.

This interpretation seems to make physical sense if we think in the following terms. A bonding pair is shared between two nuclei, and the electrons can be close to either nucleus. They are relatively confined between the two nuclei. A lone pair is localized on only one nucleus, and both electrons will be close only to that nucleus, as shown schematically in Fig. 8.19. These pictures help us understand why a lone pair may require more space near an atom than a bonding pair.

As a result of these observations, we make the following addition to the original postulate of the VSEPR model: **Lone pairs require more room than bonding pairs and tend to compress the angles between the bonding pairs.**

So far we have considered cases with two, three, and four electron pairs around the central atom. These are summarized in Table 8.6.

**Table 8.6** ▶ Arrangements of Electron Pairs Around an Atom Yielding Minimum Repulsion

Number of Electron Pairs	Arrangement of Electron Pairs	Example
2	Linear 	
3	Trigonal planar 	
4	Tetrahedral 	
5	Trigonal bipyramidal 	
6	Octahedral 	

**Table 8.7** ▶ Structures of Molecules That Have Four Electron Pairs Around the Central Atom

Electron-Pair Arrangement	Molecular Structure
	 Tetrahedral
	 Trigonal pyramid
	 V-shaped (bent)

**Table 8.8** ▶ Structures of Molecules with Five Electron Pairs Around the Central Atom

Electron-Pair Arrangement	Molecular Structure
	 Trigonal bipyramidal
	 See-saw
	 T-shaped
	 Linear

Table 8.7 summarizes the structures possible for molecules in which there are four electron pairs around the central atom with various numbers of atoms bonded to it. Note that molecules with four pairs of electrons around the central atom can be tetrahedral ( $AB_4$ ), trigonal pyramidal ( $AB_3$ ), and V-shaped ( $AB_2$ ).

For five pairs of electrons, there are several possible choices. The one that produces minimum repulsion is a **trigonal bipyramid**. Note from Table 8.6 that this arrangement has two different angles, 90 degrees and 120 degrees. As the name suggests, the structure formed by this arrangement of pairs consists of two trigonal-based pyramids that share a common base. Table 8.8 summarizes the structures possible for molecules in which there are five pairs of electrons around the central atom with various numbers of atoms bonded to it. Note that molecules with five pairs of electrons around the central atom can be trigonal bipyramidal ( $AB_5$ ), see-saw ( $AB_4$ ), T-shaped ( $AB_3$ ), and linear ( $AB_2$ ).

Six pairs of electrons can best be arranged around a given atom with 90-degree angles to form an **octahedral structure**, as shown in Table 8.6.

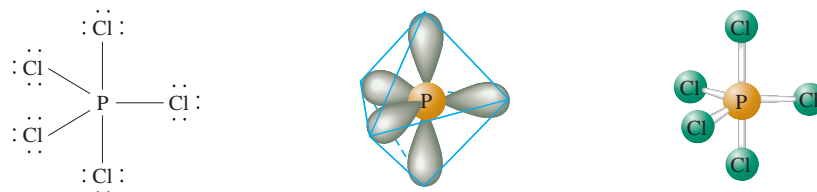
To use the VSEPR model to determine the geometric structures of molecules, you should memorize the relationships between the number of electron pairs and their best arrangement.

**EXAMPLE 8.12** — **Prediction of Molecular Structure II**

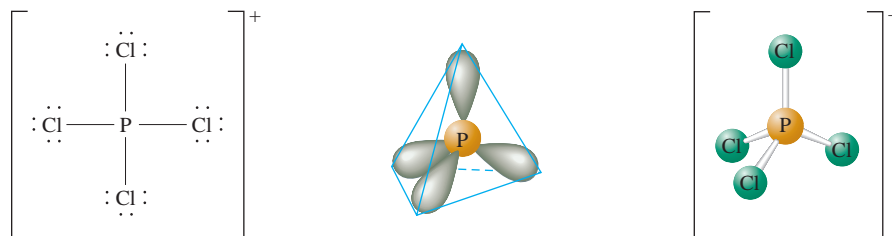
When phosphorus reacts with excess chlorine gas, the compound phosphorus pentachloride ( $\text{PCl}_5$ ) is formed. In the gaseous and liquid states, this substance consists of  $\text{PCl}_5$  molecules, but in the solid state it consists of a 1:1 mixture of  $\text{PCl}_4^+$  and  $\text{PCl}_6^-$  ions. Predict the geometric structures of  $\text{PCl}_5$ ,  $\text{PCl}_4^+$ , and  $\text{PCl}_6^-$ .

**Solution**

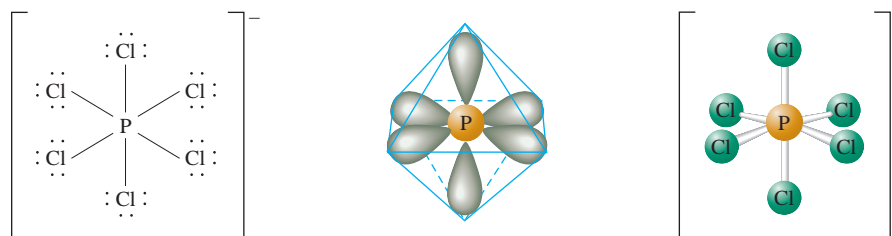
The Lewis structure for  $\text{PCl}_5$  is shown. Five pairs of electrons around the phosphorus atom require a trigonal bipyramidal arrangement (see Table 8.6). When the chlorine atoms are included, a trigonal bipyramidal molecule results:



The Lewis structure for the  $\text{PCl}_4^+$  ion [ $5 + 4(7) - 1 = 32$  valence electrons] is shown below. There are four pairs of electrons surrounding the phosphorus atom in the  $\text{PCl}_4^+$  ion, which requires a tetrahedral arrangement of the pairs. Since each pair is shared with a chlorine atom, a tetrahedral  $\text{PCl}_4^+$  cation results.



The Lewis structure for  $\text{PCl}_6^-$  [ $5 + 6(7) + 1 = 48$  valence electrons] is shown below. Since phosphorus is surrounded by six pairs of electrons, an octahedral arrangement is required to minimize repulsions, as shown below in the center. Since each electron pair is shared with a chlorine atom, an octahedral  $\text{PCl}_6^-$  anion is predicted.



**SEE EXERCISES 8.105, 8.106, 8.109, AND 8.110**

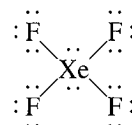
## EXAMPLE 8.13

## Prediction of Molecular Structure III

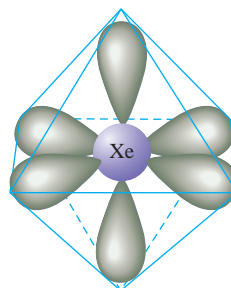
Because the noble gases have filled  $s$  and  $p$  valence orbitals, they were not expected to be chemically reactive. In fact, for many years these elements were called *inert gases* because of this supposed inability to form any compounds. However, in the early 1960s several compounds of krypton, xenon, and radon were synthesized. For example, a team at the Argonne National Laboratory produced the stable colorless compound xenon tetrafluoride ( $\text{XeF}_4$ ). Predict its structure and whether it has a dipole moment.

## Solution

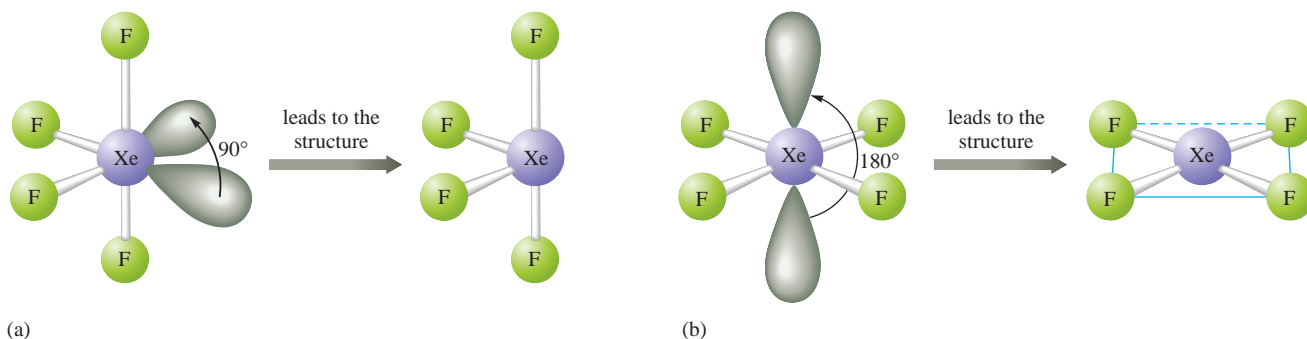
The Lewis structure for  $\text{XeF}_4$  is



The xenon atom in this molecule is surrounded by six pairs of electrons, which means an octahedral arrangement.

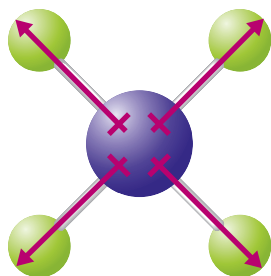


The structure predicted for this molecule will depend on how the lone pairs and bonding pairs are arranged. Consider the two possibilities shown in Fig. 8.20. The bonding pairs are indicated by the presence of the fluorine atoms. Since the structure predicted differs in the two cases, we must decide which of these arrangements is preferable. The key is to look at the lone pairs. In the structure in part (a), the lone pair–lone pair angle is 90 degrees; in the structure in part (b), the lone pairs are separated by 180 degrees. Since



**Figure 8.20**

Possible electron-pair arrangements for  $\text{XeF}_4$ . Since arrangement (a) has lone pairs at 90 degrees from each other, it is less favorable than arrangement (b), where the lone pairs are at 180 degrees.



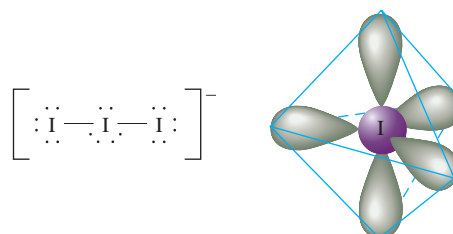
lone pairs require more room than bonding pairs, a structure with two lone pairs at 90 degrees is unfavorable. Thus the arrangement in Fig. 8.20(b) is preferred, and the molecular structure is predicted to be square planar. Note that this molecule is *not* described as being octahedral. There is an *octahedral arrangement of electron pairs*, but the *atoms form a square planar structure*.

Although each Xe—F bond is polar (fluorine has a greater electronegativity than xenon), the square planar arrangement of these bonds causes the polarities to cancel.

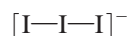
Thus XeF<sub>4</sub> has no dipole moment, as shown in the margin.

### SEE EXERCISES 8.111 THROUGH 8.114

We can further illustrate the use of the VSEPR model for molecules or ions with lone pairs by considering the triiodide ion (I<sub>3</sub><sup>−</sup>).

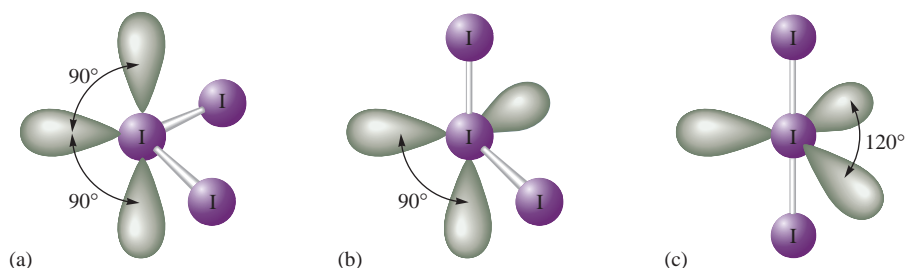
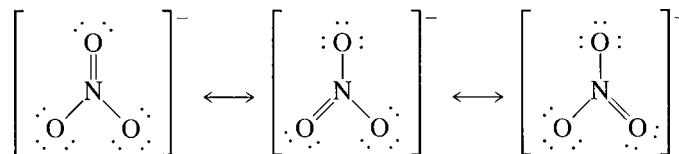


The central iodine atom has five pairs around it, which requires a trigonal bipyramidal arrangement. Several possible arrangements of lone pairs are shown in Fig. 8.21. Note that structures (a) and (b) have lone pairs at 90 degrees, whereas in (c) all lone pairs are at 120 degrees. Thus structure (c) is preferred. The resulting molecular structure for I<sub>3</sub><sup>−</sup> is linear:



## The VSEPR Model and Multiple Bonds

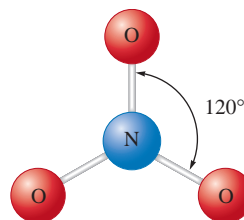
So far in our treatment of the VSEPR model we have not considered any molecules with multiple bonds. To see how these molecules are handled by this model, let's consider the NO<sub>3</sub><sup>−</sup> ion, which requires three resonance structures to describe its electronic structure:



**Figure 8.21**

Three possible arrangements of the electron pairs in the I<sub>3</sub><sup>−</sup> ion. Arrangement (c) is preferred because there are no 90-degree lone pair–lone pair interactions.

The  $\text{NO}_3^-$  ion is known to be planar with 120-degree bond angles:



This planar structure is the one expected for three pairs of electrons around a central atom, which means that *a double bond should be counted as one effective pair* in using the VSEPR model. This makes sense because the two pairs of electrons involved in the double bond are *not* independent pairs. Both the electron pairs must be in the space between the nuclei of the two atoms to form the double bond. In other words, the double bond acts as one center of electron density to repel the other pairs of electrons. The same holds true for triple bonds. This leads us to another general rule: For the VSEPR model, multiple bonds count as one effective electron pair.

The molecular structure of nitrate also shows us one more important point: When a molecule exhibits resonance, any one of the resonance structures can be used to predict the molecular structure using the VSEPR model. These rules are illustrated in Example 8.14.

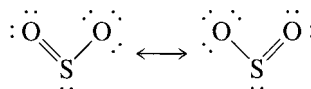
#### EXAMPLE 8.14

### Structures of Molecules with Multiple Bonds

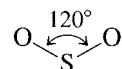
Predict the molecular structure of the sulfur dioxide molecule. Is this molecule expected to have a dipole moment?

#### Solution

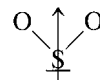
First, we must determine the Lewis structure for the  $\text{SO}_2$  molecule, which has 18 valence electrons. The expected resonance structures are



To determine the molecular structure, we must count the electron pairs around the sulfur atom. In each resonance structure the sulfur has one lone pair, one pair in a single bond, and one double bond. Counting the double bond as one pair yields three effective pairs around the sulfur. According to Table 8.6, a trigonal planar arrangement is required, which yields a V-shaped molecule:




Thus the structure of the  $\text{SO}_2$  molecule is expected to be V-shaped, with a 120-degree bond angle. The molecule has a dipole moment directed as shown:



Since the molecule is V-shaped, the polar bonds do not cancel.

SEE EXERCISES 8.115 AND 8.116





## chemical connections

### Chemical Structure and Communication: Semiochemicals

In this chapter we have stressed the importance of being able to predict the three-dimensional structure of a molecule. Molecular structure is important because of its effect on chemical reactivity. This is especially true in biological systems, where reactions must be efficient and highly specific. Among the hundreds of types of molecules in the fluids of a typical biological system, the appropriate reactants must find and react only with each other—they must be very discriminating. This specificity depends largely on structure. The molecules are constructed so that only the appropriate partners can approach each other in a way that allows reaction.

Another area where molecular structure is central is in the use of molecules as a means of communication. Examples of a chemical communication occur in humans in the conduction of nerve impulses across synapses, the control of the manufacture and storage of key chemicals in cells, and the senses of smell and taste. Plants and animals also use chemical communication. For example, ants lay down a chemical trail so that other ants can find a particular food supply. Ants also warn their fellow workers of approaching danger by emitting certain chemicals.

Molecules convey messages by fitting into appropriate receptor sites in a very specific way, which is determined



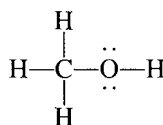
The queen bee secretes a chemical that prevents the worker bees from raising a competitive sovereign.

by their structure. When a molecule occupies a receptor site, chemical processes are stimulated that produce the appropriate response. Sometimes receptors can be fooled, as in the use of artificial sweeteners—molecules fit the sites on the taste buds that stimulate a “sweet” response in the brain, but they are not metabolized in the same way as natural sugars. Similar deception is useful in insect control. If an area is sprayed with synthetic female sex attractant molecules, the males of that species become so confused that mating does not occur.

It should be noted at this point that lone pairs that are oriented at least 120 degrees from other pairs do not produce significant distortions of bond angles. For example, the angle in the  $\text{SO}_2$  molecule is actually quite close to 120 degrees. We will follow the general principle that *a 120-degree angle provides lone pairs with enough space so that distortions do not occur. Angles less than 120 degrees are distorted when lone pairs are present.*

### Molecules Containing No Single Central Atom

So far we have considered molecules consisting of one central atom surrounded by other atoms. The VSEPR model can be readily extended to more complicated molecules, such as methanol ( $\text{CH}_3\text{OH}$ ). This molecule is represented by the following Lewis structure:



A *semiochemical* is a molecule that delivers a message between members of the same or different species of plant or animal. There are three groups of these chemical messengers: allomones, kairomones, and pheromones. Each is of great ecological importance.

An *allomone* is defined as a chemical that somehow gives adaptive advantage to the producer. For example, leaves of the black walnut tree contain a herbicide, juglone, that appears after the leaves fall to the ground. Juglone is not toxic to grass or certain grains, but it is effective against plants such as apple trees that would compete for the available water and food supplies.

Antibiotics are also allomones, since the microorganisms produce them to inhibit other species from growing near them.

Many plants produce bad-tasting chemicals to protect themselves from plant-eating insects and animals. The familiar compound nicotine deters animals from eating the tobacco plant. The millipede sends an unmistakable “back off” message by squirting a predator with benzaldehyde and hydrogen cyanide.

Defense is not the only use of allomones, however. Flowers use scent as a way to attract pollinating insects. Honeybees, for instance, are guided to alfalfa and flowers by a series of sweet-scented compounds.

*Kairomones* are chemical messengers that bring advantageous news to the receiver, and the floral scents are kairomones from the honeybees’ viewpoint. Many predators are guided by kairomones emitted by their food. For example, apple skins exude a chemical that attracts the codling moth larva. In some cases kairomones help the underdog. Certain marine mollusks can pick up the “scent” of their predators, the sea stars, and make their escape.

*Pheromones* are chemicals that affect receptors of the same species as the donor. That is, they are specific within a species. *Releaser pheromones* cause an immediate reaction in the receptor, and *primer pheromones* cause long-term effects. Examples of releaser pheromones are sex attractants of insects, generated in some species by the males and in others by the females. Sex pheromones also have been found in plants and mammals.

*Alarm pheromones* are highly volatile compounds (ones easily changed to a gas) released to warn of danger. Honeybees produce isoamyl acetate ( $C_7H_{14}O_2$ ) in their sting glands. Because of its high volatility, this compound does not linger after the state of alert is over. Social behavior in insects is characterized by the use of *trail pheromones*, which are used to indicate a food source. Social insects such as bees, ants, wasps, and termites use these substances. Since trail pheromones are less volatile compounds, the indicators persist for some time.

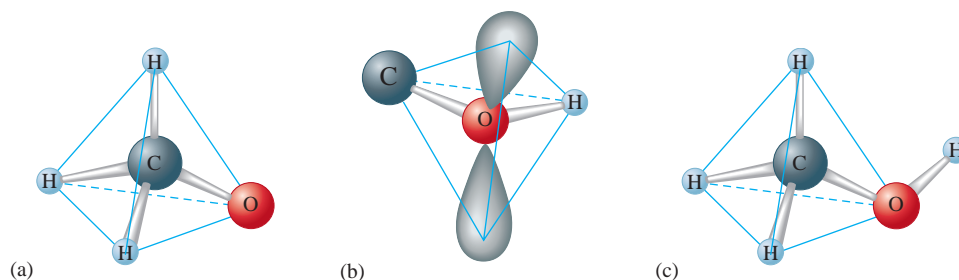
*Primer pheromones*, which cause long-term behavioral changes, are harder to isolate and identify. One example, however, is the “queen substance” produced by queen honeybees. All the eggs in a colony are laid by one queen bee. If she is removed from the hive or dies, the worker bees are activated by the absence of the queen substance and begin to feed royal jelly to bee larvae so as to raise a new queen. The queen substance also prevents the development of the workers’ ovaries so that only the queen herself can produce eggs.

Many studies of insect pheromones are now under way in the hope that they will provide a method of controlling insects that is more efficient and safer than the current chemical pesticides.

The molecular structure can be predicted from the arrangement of pairs around the carbon and oxygen atoms. Note that there are four pairs of electrons around the carbon, which requires a tetrahedral arrangement, as shown in Fig. 8.22(a). The oxygen also has four pairs, which requires a tetrahedral arrangement. However, in this case the tetrahedron will be slightly distorted by the space requirements of the lone pairs [Fig. 8.22(b)]. The overall geometric arrangement for the molecule is shown in Fig. 8.22(c).

**Figure 8.22**

The molecular structure of methanol. (a) The arrangement of electron pairs and atoms around the carbon atom. (b) The arrangement of bonding and lone pairs around the oxygen atom. (c) The molecular structure.



## Let's Review


## Summary of the VSEPR Model

The rules for using the VSEPR model to predict molecular structure follow:

- Determine the Lewis structure(s) for the molecule.
- For molecules with resonance structures, use any of the structures to predict the molecular structure.
- Sum the electron pairs around the central atom.
- In counting pairs, count each multiple bond as a single effective pair.
- The arrangement of the pairs is determined by minimizing electron-pair repulsions. These arrangements are shown in Table 8.6.
- Lone pairs require more space than bonding pairs do. Choose an arrangement that gives the lone pairs as much room as possible. Recognize that the lone pairs may produce a slight distortion of the structure at angles less than 120 degrees.

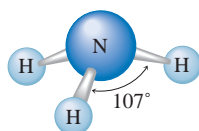
## The VSEPR Model—How Well Does It Work?

The VSEPR model is very simple. There are only a few rules to remember, yet the model correctly predicts the molecular structures of most molecules formed from nonmetallic elements. Molecules of any size can be treated by applying the VSEPR model to each appropriate atom (those bonded to at least two other atoms) in the molecule. Thus we can use this model to predict the structures of molecules with hundreds of atoms. It does, however, fail in a few instances. For example, phosphine ( $\text{PH}_3$ ), which has a Lewis structure analogous to that of ammonia,

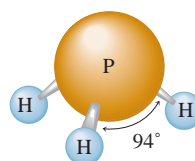


would be predicted to have a molecular structure similar to that for  $\text{NH}_3$ , with bond angles of approximately 107 degrees. However, the bond angles of phosphine are actually 94 degrees. There are ways of explaining this structure, but more rules have to be added to the model.

This again illustrates the point that simple models are bound to have exceptions. In introductory chemistry we want to use simple models that fit the majority of cases; we are willing to accept a few failures rather than complicate the model. The amazing thing about the VSEPR model is that such a simple model predicts correctly the structures of so many molecules.



$\text{NH}_3$



$\text{PH}_3$

## ► Key Terms

### Section 8.1

bond energy  
ionic bonding  
ionic compound  
Coulomb's law  
bond length  
covalent bonding  
polar covalent bond

### Section 8.2

electronegativity

### Section 8.3

dipolar  
dipole moment

### Section 8.4

isoelectronic ions

### Section 8.5

lattice energy

### Section 8.8

single bond  
double bond  
triple bond

### Section 8.9

localized electron (LE) model  
lone pair  
bonding pair

### Section 8.10

Lewis structure  
duet rule  
octet rule

### Section 8.12

resonance  
resonance structure  
formal charge

### Section 8.13

molecular structure  
valence shell electron-pair repulsion (VSEPR) model  
linear structure  
trigonal planar structure  
tetrahedral structure  
trigonal pyramid  
trigonal bipyramid  
octahedral structure  
square planar structure

## Chemical bonds

- Hold groups of atoms together
- Occur when a group of atoms can lower its total energy by aggregating
- Types of chemical bonds
  - Ionic: electrons are transferred to form ions
  - Covalent: equal sharing of electrons
  - Polar covalent: unequal electron sharing
- Percent ionic character of a bond X—Y

$$\frac{\text{Measured dipole moment of X—Y}}{\text{Calculated dipole moment for X}^+ \text{Y}^-} \times 100\%$$

- Electronegativity: the relative ability of an atom to attract shared electrons
  - The polarity of a bond depends on the electronegativity difference of the bonded atoms
- The spatial arrangement of polar bonds in a molecule determines whether the molecule has a dipole moment

## Ionic bonding

- An ion has a different size than its parent atom
  - An anion is larger than its parent ion
  - A cation is smaller than its parent atom
- Lattice energy: the change in energy when ions are packed together to form an ionic solid

## Bond energy

- The energy necessary to break a covalent bond
- Increases as the number of shared pairs increases
- Can be used to estimate the enthalpy change for a chemical reaction

## Lewis structures

- Show how the valence electron pairs are arranged among the atoms in a molecule or polyatomic ion
- Stable molecules usually contain atoms that have their valence orbitals filled
  - Leads to a duet rule for hydrogen
  - Leads to an octet rule for second-row elements
  - The atoms of elements in the third row and beyond can exceed the octet rule
- Several equivalent Lewis structures can be drawn for some molecules, a concept called resonance
- When several nonequivalent Lewis structures can be drawn for a molecule, formal charge is often used to choose the most appropriate structure(s)

## VSEPR model

- Based on the idea that electron pairs will be arranged around a central atom in a way that minimizes the electron repulsions
- Can be used to predict the geometric structure of most molecules

## REVIEW QUESTIONS

1. Distinguish between the terms *electronegativity* versus *electron affinity*, *covalent bond* versus *ionic bond*, and *pure covalent bond* versus *polar covalent bond*. Characterize the types of bonds in terms of electronegativity difference. Energetically, why do ionic and covalent bonds form?

- When an element forms an anion, what happens to the radius? When an element forms a cation, what happens to the radius? Why? Define the term *isoelectronic*. When comparing sizes of ions, which ion has the largest radius and which ion has the smallest radius in an isoelectronic series? Why?
- Define the term *lattice energy*. Why, energetically, do ionic compounds form? Figure 8.11 illustrates the energy changes involved in the formation of  $\text{MgO}(s)$  and  $\text{NaF}(s)$ . Why is the lattice energy of  $\text{MgO}(s)$  so different from that of  $\text{NaF}(s)$ ? The magnesium oxide is composed of  $\text{Mg}^{2+}$  and  $\text{O}^{2-}$  ions. Energetically, why does  $\text{Mg}^{2+}\text{O}^{2-}$  form and not  $\text{Mg}^+\text{O}^-$ ? Why doesn't  $\text{Mg}^{3+}\text{O}^{3-}$  form?
- Explain how bond energies can be used to estimate  $\Delta H$  for a reaction. Why is this an estimate of  $\Delta H$ ? How do the product bond strengths compare to the reactant bond strengths for an exothermic reaction? For an endothermic reaction? What is the relationship between the number of bonds between two atoms and bond strength? Bond length?
- Give a rationale for the octet rule and the duet rule for H in terms of orbitals. Give the steps for drawing a Lewis structure for a molecule or ion. In general, molecules and ions always follow the octet rule unless it is impossible. The three types of exceptions are molecules/ions with too few electrons, molecules/ions with an odd number of electrons, and molecules/ions with too many electrons. Which atoms sometimes have fewer than 8 electrons around them? Give an example. Which atoms sometimes have more than 8 electrons around them? Give some examples. Why are odd-electron species generally very reactive and uncommon? Give an example of an odd-electron molecule.
- Explain the terms *resonance* and *delocalized electrons*. When a substance exhibits resonance, we say that none of the individual Lewis structures accurately portrays the bonding in the substance. Why do we draw resonance structures?
- Define formal charge and explain how to calculate it. What is the purpose of the formal charge? Organic compounds are composed mostly of carbon and hydrogen, but also may have oxygen, nitrogen, and/or halogens in the formula. Formal charge arguments work very well for organic compounds when drawing the best Lewis structure. How do C, H, N, O, and Cl satisfy the octet rule in organic compounds so as to have a formula charge of zero?
- Explain the main postulate of the VSEPR model. List the five base geometries (along with bond angles) that most molecules or ions adopt to minimize electron-pair repulsions. Why are bond angles sometimes slightly less than predicted in actual molecules as compared to what is predicted by the VSEPR model?
- Give two requirements that should be satisfied for a molecule to be polar. Explain why  $\text{CF}_4$  and  $\text{XeF}_4$  are nonpolar compounds (have no net dipole moments) while  $\text{SF}_4$  is polar (has a net dipole moment). Is  $\text{CO}_2$  polar? What about  $\text{COS}$ ? Explain.
- Consider the following compounds:  $\text{CO}_2$ ,  $\text{SO}_2$ ,  $\text{KrF}_2$ ,  $\text{SO}_3$ ,  $\text{NF}_3$ ,  $\text{IF}_3$ ,  $\text{CF}_4$ ,  $\text{SF}_4$ ,  $\text{XeF}_4$ ,  $\text{PF}_5$ ,  $\text{IF}_5$ , and  $\text{SCl}_6$ . These 12 compounds are all examples of different molecular structures. Draw the Lewis structures for each and predict the molecular structure. Predict the bond angles and the polarity of each. (A polar molecule has a net dipole moment, while a nonpolar molecule does not.) See Exercises 105 and 106 for the molecular structures based on the trigonal bipyramid and the octahedral geometries.

### ► Active Learning Questions

These questions are designed to be used by groups of students in class.

- Explain the electronegativity trends across a row and down a column of the periodic table. Compare these trends with those of ionization energies and atomic radii. How are they related?
- The ionic compound AB is formed. The charges on the ions may be +1, -1; +2, -2; +3, -3; or even larger. What are the factors that determine the charge for an ion in an ionic compound?
- Using only the periodic table, predict the most stable ion for Na, Mg, Al, S, Cl, K, Ca, and Ga. Arrange these from largest to

smallest radius, and explain why the radius varies as it does. Compare your predictions with Fig. 8.8.

- The bond energy for a C—H bond is about 413 kJ/mol in CH<sub>4</sub> but 380 kJ/mol in CHBr<sub>3</sub>. Although these values are relatively close in magnitude, they are different. Explain why they are different. Does the fact that the bond energy is lower in CHBr<sub>3</sub> make any sense? Why?
- Consider the following statement: “Because oxygen wants to have a negative two charge, the second electron affinity is more negative than the first.” Indicate everything that is correct in this statement. Indicate everything that is incorrect. Correct the incorrect statements and explain.
- Which has the greater bond lengths: NO<sub>2</sub><sup>-</sup> or NO<sub>3</sub><sup>-</sup>? Explain.
- The following ions are best described with resonance structures. Draw the resonance structures, and using formal charge arguments, predict the best Lewis structure for each ion.
  - NCO<sup>-</sup>
  - CNO<sup>-</sup>
- Would you expect the electronegativity of titanium to be the same in the species Ti, Ti<sup>2+</sup>, Ti<sup>3+</sup>, and Ti<sup>4+</sup>? Explain.
- The second electron affinity values for both oxygen and sulfur are unfavorable (endothermic). Explain.
- What is meant by a chemical bond? Why do atoms form bonds with each other? Why do some elements exist as molecules in nature instead of as free atoms?
- Why are some bonds ionic and some covalent?
- How does a bond between Na and Cl differ from a bond between C and O? What about a bond between N and N?
- Arrange the following molecules from most to least polar and explain your order: CH<sub>4</sub>, CF<sub>2</sub>Cl<sub>2</sub>, CF<sub>2</sub>H<sub>2</sub>, CCl<sub>4</sub>, and CCl<sub>2</sub>H<sub>2</sub>.
- Does a Lewis structure tell which electrons come from which atoms? Explain.

A blue question or exercise number indicates that the answer to that question or exercise appears at the back of this book and a solution appears in the *Solutions Guide*, as found on PowerLecture.

## ► Questions

- Compare and contrast the bonding found in the H<sub>2</sub>(g) and HF(g) molecules with that found in NaF(s).
- Describe the type of bonding that exists in the Cl<sub>2</sub>(g) molecule. How does this type of bonding differ from that found in the HCl(g) molecule? How is it similar?
- Some plant fertilizer compounds are (NH<sub>4</sub>)<sub>2</sub>SO<sub>4</sub>, Ca<sub>3</sub>(PO<sub>4</sub>)<sub>2</sub>, K<sub>2</sub>O, P<sub>2</sub>O<sub>5</sub>, and KCl. Which of these compounds contain both ionic and covalent bonds?
- Some of the important properties of ionic compounds are as follows:
  - low electrical conductivity as solids and high conductivity in solution or when molten
  - relatively high melting and boiling points
  - brittleness
  - solubility in polar solvents
 How does the concept of ionic bonding discussed in this chapter account for these properties?

- What is the electronegativity trend? Where does hydrogen fit into the electronegativity trend for the other elements in the periodic table?
- Give one example of a compound having a linear molecular structure that has an overall dipole moment (is polar) and one example that does not have an overall dipole moment (is nonpolar). Do the same for molecules that have trigonal planar and tetrahedral molecular structures.
- When comparing the size of different ions, the general radii trend discussed in Chapter 7 is usually not very useful. What do you concentrate on when comparing sizes of ions to each other or when comparing the size of an ion to its neutral atom?
- In general, the higher the charge on the ions in an ionic compound, the more favorable the lattice energy. Why do some stable ionic compounds have +1 charged ions even though +4, +5, and +6 charged ions would have a more favorable lattice energy?
- Combustion reactions of fossil fuels provide most of the energy needs of the world. Why are combustion reactions of fossil fuels so exothermic?
- Which of the following statements is(are) true? Correct the false statements.
  - It is impossible to satisfy the octet rule for all atoms in XeF<sub>2</sub>.
  - Because SF<sub>4</sub> exists, OF<sub>4</sub> should also exist because oxygen is in the same family as sulfur.
  - The bond in NO<sup>+</sup> should be stronger than the bond in NO<sup>-</sup>.
  - As predicted from the two Lewis structures for ozone, one oxygen–oxygen bond is stronger than the other oxygen–oxygen bond.
- Three resonance structures can be drawn for CO<sub>2</sub>. Which resonance structure is best from a formal charge standpoint?
- Which of the following statements is(are) true? Correct the false statements.
  - The molecules SeS<sub>3</sub>, SeS<sub>2</sub>, PCl<sub>5</sub>, TeCl<sub>4</sub>, ICl<sub>3</sub>, and XeCl<sub>2</sub> all exhibit at least one bond angle which is approximately 120°.
  - The bond angle in SO<sub>2</sub> should be similar to the bond angle in CS<sub>2</sub> or SCl<sub>2</sub>.
  - Of the compounds CF<sub>4</sub>, KrF<sub>4</sub>, and SeF<sub>4</sub>, only SeF<sub>4</sub> exhibits an overall dipole moment (is polar).
  - Central atoms in a molecule adopt a geometry of the bonded atoms and lone pairs about the central atom in order to maximize electron repulsions.

## ► Exercises

In this section similar exercises are paired.

### Chemical Bonds and Electronegativity

- Without using Fig. 8.3, predict the order of increasing electronegativity in each of the following groups of elements.
  - C, N, O
  - Si, Ge, Sn
  - S, Se, Cl
  - Tl, S, Ge
- Without using Fig. 8.3, predict the order of increasing electronegativity in each of the following groups of elements.
  - Na, K, Rb
  - F, Cl, Br
  - B, O, Ga
  - S, O, F

29. Without using Fig. 8.3, predict which bond in each of the following groups will be the most polar.
- C—F, Si—F, Ge—F
  - P—Cl or S—Cl
  - S—F, S—Cl, S—Br
  - Ti—Cl, Si—Cl, Ge—Cl
30. Without using Fig. 8.3, predict which bond in each of the following groups will be the most polar.
- C—H, Si—H, Sn—H
  - Al—Br, Ga—Br, In—Br, Tl—Br
  - C—O or Si—O
  - O—F or O—Cl
31. Repeat Exercises 27 and 29, this time using the values for the electronegativities of the elements given in Fig. 8.3. Are there differences in your answers?
32. Repeat Exercises 28 and 30, this time using the values for the electronegativities of the elements given in Fig. 8.3. Are there differences in your answers?
33. Which of the following incorrectly shows the bond polarity? Show the correct bond polarity for those that are incorrect.
- $\delta^+ \text{H} - \text{F}^{\delta-}$
  - $\delta^+ \text{Cl} - \text{I}^{\delta-}$
  - $\delta^+ \text{Si} - \text{S}^{\delta-}$
  - $\delta^+ \text{Br} - \text{Br}^{\delta-}$
  - $\delta^+ \text{O} - \text{P}^{\delta-}$
34. Indicate the bond polarity (show the partial positive and partial negative ends) in the following bonds.
- C—O
  - P—H
  - H—Cl
  - Br—Te
  - Se—S
35. Predict the type of bond (ionic, covalent, or polar covalent) one would expect to form between the following pairs of elements.
- Rb and Cl
  - S and S
  - C and F
  - Ba and S
  - N and P
  - B and H


36. List all the possible bonds that can occur between the elements P, Cs, O, and H. Predict the type of bond (ionic, covalent, or polar covalent) one would expect to form for each bond.
37. Hydrogen has an electronegativity value between boron and carbon and identical to phosphorus. With this in mind, rank the following bonds in order of decreasing polarity: P—H, O—H, N—H, F—H, C—H.
38. Rank the following bonds in order of increasing ionic character: N—O, Ca—O, C—F, Br—Br, K—F.

### Ions and Ionic Compounds

39. Write electron configurations for the most stable ion formed by each of the elements Rb, Ba, Se, and I (when in stable ionic compounds).
40. Write electron configurations for the most stable ion formed by each of the elements Te, Cl, Sr, and Li (when in stable ionic compounds).
41. Predict the empirical formulas of the ionic compounds formed from the following pairs of elements. Name each compound.
- Li and N
  - Ga and O
  - Rb and Cl
  - Ba and S

42. Predict the empirical formulas of the ionic compounds formed from the following pairs of elements. Name each compound.
- Al and Cl
  - Na and O
  - Sr and F
  - Ca and Se
43. Write electron configurations for
- the cations  $\text{Mg}^{2+}$ ,  $\text{K}^+$ , and  $\text{Al}^{3+}$ .
  - the anions  $\text{N}^{3-}$ ,  $\text{O}^{2-}$ ,  $\text{F}^-$ , and  $\text{Te}^{2-}$ .
44. Write electron configurations for
- the cations  $\text{Sr}^{2+}$ ,  $\text{Cs}^+$ ,  $\text{In}^+$ , and  $\text{Pb}^{2+}$ .
  - the anions  $\text{P}^{3-}$ ,  $\text{S}^{2-}$ , and  $\text{Br}^-$ .
45. Which of the following ions have noble gas electron configurations?
- $\text{Fe}^{2+}$ ,  $\text{Fe}^{3+}$ ,  $\text{Sc}^{3+}$ ,  $\text{Co}^{3+}$
  - $\text{Tl}^+$ ,  $\text{Te}^{2-}$ ,  $\text{Cr}^{3+}$
  - $\text{Pu}^{4+}$ ,  $\text{Ce}^{4+}$ ,  $\text{Ti}^{4+}$
  - $\text{Ba}^{2+}$ ,  $\text{Pt}^{2+}$ ,  $\text{Mn}^{2+}$
46. What noble gas has the same electron configuration as each of the ions in the following compounds?
- cesium sulfide
  - strontium fluoride
  - calcium nitride
  - aluminum bromide

47. Give the formula of a *negative* ion that would have the same number of electrons as each of the following *positive* ions.
- $\text{Na}^+$
  - $\text{Ca}^{2+}$
  - $\text{Al}^{3+}$
  - $\text{Rb}^+$
48. Give an example of an ionic compound where both the anion and the cation are isoelectronic with each of the following noble gases.
- Ne
  - Ar
  - Kr
  - Xe
49. Give three ions that are isoelectronic with neon. Place these ions in order of increasing size.
50. Consider the ions  $\text{Sc}^{3+}$ ,  $\text{Cl}^-$ ,  $\text{K}^+$ ,  $\text{Ca}^{2+}$ , and  $\text{S}^{2-}$ . Match these ions to the following pictures that represent the relative sizes of the ions.



51. For each of the following groups, place the atoms and/or ions in order of decreasing size.
- Cu,  $\text{Cu}^+$ ,  $\text{Cu}^{2+}$
  - $\text{Ni}^{2+}$ ,  $\text{Pd}^{2+}$ ,  $\text{Pt}^{2+}$
  - O,  $\text{O}^-$ ,  $\text{O}^{2-}$
  - $\text{La}^{3+}$ ,  $\text{Eu}^{3+}$ ,  $\text{Gd}^{3+}$ ,  $\text{Yb}^{3+}$
  - $\text{Te}^{2-}$ ,  $\text{I}^-$ ,  $\text{Cs}^+$ ,  $\text{Ba}^{2+}$ ,  $\text{La}^{3+}$
52. For each of the following groups, place the atoms and/or ions in order of decreasing size.
- V,  $\text{V}^{2+}$ ,  $\text{V}^{3+}$ ,  $\text{V}^{5+}$
  - $\text{Na}^+$ ,  $\text{K}^+$ ,  $\text{Rb}^+$ ,  $\text{Cs}^+$
  - $\text{Te}^{2-}$ ,  $\text{I}^-$ ,  $\text{Cs}^+$ ,  $\text{Ba}^{2+}$
  - P,  $\text{P}^-$ ,  $\text{P}^{2-}$ ,  $\text{P}^{3-}$
  - $\text{O}^{2-}$ ,  $\text{S}^{2-}$ ,  $\text{Se}^{2-}$ ,  $\text{Te}^{2-}$

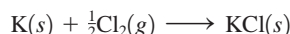
53. Which compound in each of the following pairs of ionic substances has the most exothermic lattice energy? Justify your answers.

- NaCl, KCl
- LiF, LiCl
- Mg(OH)<sub>2</sub>, MgO
- Fe(OH)<sub>2</sub>, Fe(OH)<sub>3</sub>
- NaCl, Na<sub>2</sub>O
- MgO, BaS

54. Which compound in each of the following pairs of ionic substances has the most exothermic lattice energy? Justify your answers.

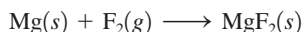
- LiF, CsF
- NaBr, NaI
- BaCl<sub>2</sub>, BaO
- Na<sub>2</sub>SO<sub>4</sub>, CaSO<sub>4</sub>
- KF, K<sub>2</sub>O
- Li<sub>2</sub>O, Na<sub>2</sub>S

55. Use the following data to estimate  $\Delta H_f^\circ$  for potassium chloride.



Lattice energy	-690. kJ/mol
Ionization energy for K	419 kJ/mol
Electron affinity of Cl	-349 kJ/mol
Bond energy of Cl <sub>2</sub>	239 kJ/mol
Enthalpy of sublimation for K	64 kJ/mol

56. Use the following data to estimate  $\Delta H_f^\circ$  for magnesium fluoride.



Lattice energy	-2913 kJ/mol
First ionization energy of Mg	735 kJ/mol
Second ionization energy of Mg	1445 kJ/mol
Electron affinity of F	-328 kJ/mol
Bond energy of F <sub>2</sub>	154 kJ/mol
Enthalpy of sublimation for Mg	150. kJ/mol

57. Consider the following energy changes:

	$\Delta H$ (kJ/mol)
$\text{Mg}(g) \rightarrow \text{Mg}^+(g) + e^-$	735
$\text{Mg}^+(g) \rightarrow \text{Mg}^{2+}(g) + e^-$	1445
$\text{O}(g) + e^- \rightarrow \text{O}^-(g)$	-141
$\text{O}^-(g) + e^- \rightarrow \text{O}^{2-}(g)$	878

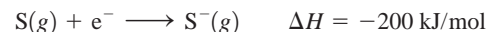
Magnesium oxide exists as  $\text{Mg}^{2+}\text{O}^{2-}$  and not as  $\text{Mg}^+\text{O}^-$ . Explain.

58. Compare the electron affinity of fluorine to the ionization energy of sodium. Is the process of an electron being “pulled” from the sodium atom to the fluorine atom exothermic or endothermic? Why is NaF a stable compound? Is the overall formation of NaF endothermic or exothermic? How can this be?

59. LiI(s) has a heat of formation of -272 kJ/mol and a lattice energy of -753 kJ/mol. The ionization energy of Li(g) is 520. kJ/mol, the bond energy of I<sub>2</sub>(g) is 151 kJ/mol, and the electron affinity of I(g) is -295 kJ/mol. Use these data to determine the heat of sublimation of Li(s).

60. Use the following data to estimate  $\Delta H$  for the reaction  $\text{S}^-(g) + e^- \rightarrow \text{S}^{2-}(g)$ . Include an estimate of uncertainty.

	$\Delta H_f^\circ$	Lattice Energy	I.E. of M	$\Delta H_{\text{sub}}$ of M
Na <sub>2</sub> S	-365	-2203	495	109
K <sub>2</sub> S	-381	-2052	419	90
Rb <sub>2</sub> S	-361	-1949	409	82
Cs <sub>2</sub> S	-360	-1850	382	78



Assume that all values are known to  $\pm 1$  kJ/mol.

61. Rationalize the following lattice energy values:

Compound	Lattice Energy (kJ/mol)
CaSe	-2862
Na <sub>2</sub> Se	-2130
CaTe	-2721
Na <sub>2</sub> Te	-2095

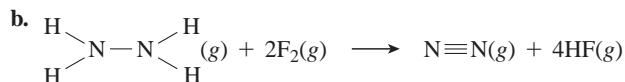
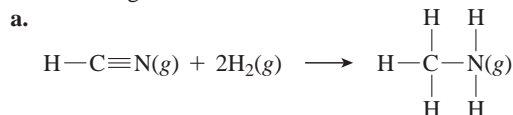
62. The lattice energies of FeCl<sub>3</sub>, FeCl<sub>2</sub>, and Fe<sub>2</sub>O<sub>3</sub> are (in no particular order) -2631, -5359, and -14,774 kJ/mol. Match the appropriate formula to each lattice energy. Explain.

### Bond Energies

63. Use bond energy values (Table 8.4) to estimate  $\Delta H$  for each of the following reactions in the gas phase.

- $\text{H}_2 + \text{Cl}_2 \rightarrow 2\text{HCl}$
- $\text{N}\equiv\text{N} + 3\text{H}_2 \rightarrow 2\text{NH}_3$

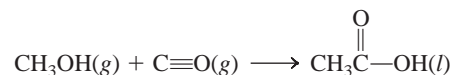
64. Use bond energy values (Table 8.4) to estimate  $\Delta H$  for each of the following reactions.



65. Use bond energies (Table 8.4) to predict  $\Delta H$  for the isomerization of methyl isocyanide to acetonitrile:




66. Acetic acid is responsible for the sour taste of vinegar. It can be manufactured using the following reaction:



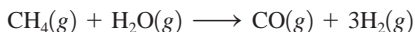
Use tabulated values of bond energies (Table 8.4) to estimate  $\Delta H$  for this reaction.



67. Use bond energies to predict  $\Delta H$  for the following reaction:

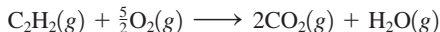


68. The major industrial source of hydrogen gas is by the following reaction:

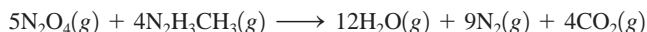


Use bond energies to predict  $\Delta H$  for this reaction.

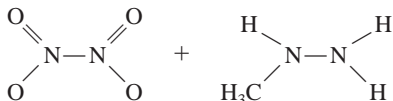
69. Use bond energies to estimate  $\Delta H$  for the combustion of one mole of acetylene:



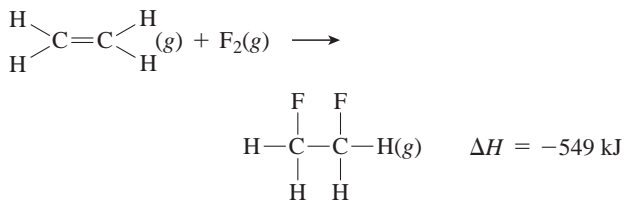
70. The space shuttle orbiter utilizes the oxidation of methyl hydrazine by dinitrogen tetroxide for propulsion:



Use bond energies to estimate  $\Delta H$  for this reaction. The structures for the reactants are:



71. Consider the following reaction:



Estimate the carbon–fluorine bond energy given that the C—C bond energy is 347 kJ/mol, the C=C bond energy is 614 kJ/mol, and the F—F bond energy is 154 kJ/mol.

72. Consider the following reaction:



The bond energy for  $\text{A}_2$  is one-half the amount of the AB bond energy. The bond energy of  $\text{B}_2 = 432$  kJ/mol. What is the bond energy of  $\text{A}_2$ ?

73. Compare your answers from parts a and b of Exercise 63 with  $\Delta H$  values calculated for each reaction using standard enthalpies of formation in Appendix 4. Do enthalpy changes calculated from bond energies give a reasonable estimate of the actual values?

74. Compare your answer from Exercise 66 to the  $\Delta H$  value calculated from standard enthalpies of formation in Appendix 4. Explain any discrepancies.

75. The standard enthalpies of formation for  $\text{S}(g)$ ,  $\text{F}(g)$ ,  $\text{SF}_4(g)$ , and  $\text{SF}_6(g)$  are +278.8, +79.0, -775, and -1209 kJ/mol, respectively.

- Use these data to estimate the energy of an S—F bond.
- Compare your calculated value to the value given in Table 8.4. What conclusions can you draw?

c. Why are the  $\Delta H_f^\circ$  values for  $\text{S}(g)$  and  $\text{F}(g)$  not equal to zero, since sulfur and fluorine are elements?

76. Use the following standard enthalpies of formation to estimate the N—H bond energy in ammonia:  $\text{N}(g)$ , 472.7 kJ/mol;  $\text{H}(g)$ , 216.0 kJ/mol;  $\text{NH}_3(g)$ , -46.1 kJ/mol. Compare your value to the one in Table 8.4.

77. The standard enthalpy of formation for  $\text{N}_2\text{H}_4(g)$  is 95.4 kJ/mol. Use this and the data in Exercise 76 to estimate the N—N single bond energy. Compare this with the value in Table 8.4.

78. The standard enthalpy of formation for  $\text{NO}(g)$  is 90. kJ/mol. Use this and the values for the O=O and N≡N bond energies to estimate the bond strength in NO.

### Lewis Structures and Resonance

79. Write Lewis structures that obey the octet rule (duet rule for H) for each of the following molecules. Carbon is the central atom in  $\text{CH}_4$ , nitrogen is the central atom in  $\text{NH}_3$ , and oxygen is the central atom in  $\text{H}_2\text{O}$ .

- $\text{F}_2$
- $\text{O}_2$
- CO
- $\text{CH}_4$
- $\text{NH}_3$
- $\text{H}_2\text{O}$
- HF

80. Write Lewis structures that obey the octet rule (duet rule for H) for each of the following molecules.

- $\text{H}_2\text{CO}$
- $\text{CO}_2$
- HCN

Except for HCN and  $\text{H}_2\text{CO}$ , the first atom listed is the central atom. For HCN and  $\text{H}_2\text{CO}$ , carbon is the central atom. Carbon is the central atom in all of these molecules.

81. Write Lewis structures that obey the octet rule for each of the following molecules.

- $\text{CCl}_4$
- $\text{NCl}_3$
- $\text{SeCl}_2$
- ICl

In each case, the atom listed first is the central atom.

82. Write Lewis structures that obey the octet rule for each of the following molecules and ions. (In each case the first atom listed is the central atom.)

- $\text{POCl}_3$ ,  $\text{SO}_4^{2-}$ ,  $\text{XeO}_4$ ,  $\text{PO}_4^{3-}$ ,  $\text{ClO}_4^-$
- $\text{NF}_3$ ,  $\text{SO}_3^{2-}$ ,  $\text{PO}_3^{3-}$ ,  $\text{ClO}_3^-$
- $\text{ClO}_2^-$ ,  $\text{SCl}_2$ ,  $\text{PCl}_2^-$

d. Considering your answers to parts a, b, and c, what conclusions can you draw concerning the structures of species containing the same number of atoms and the same number of valence electrons?

83. One type of exception to the octet rule are compounds with central atoms having fewer than eight electrons around them.  $\text{BeH}_2$  and  $\text{BH}_3$  are examples of this type of exception. Draw the Lewis structures for  $\text{BeH}_2$  and  $\text{BH}_3$ .

84. Lewis structures can be used to understand why some molecules react in certain ways. Write the Lewis structures for the reactants and products in the reactions described below.

- Nitrogen dioxide dimerizes to produce dinitrogen tetroxide.
- Boron trihydride accepts a pair of electrons from ammonia, forming  $\text{BH}_3\text{NH}_3$ .

Give a possible explanation for why these two reactions occur.

85. The most common type of exception to the octet rule are compounds or ions with central atoms having more than eight electrons around them.  $\text{PF}_5$ ,  $\text{SF}_4$ ,  $\text{ClF}_3$  and  $\text{Br}_3^-$  are examples of this type of exception. Draw the Lewis structure for these compounds or ions. Which elements, when they have to, can have more than eight electrons around them? How is this rationalized?

86.  $\text{SF}_6$ ,  $\text{ClF}_5$ , and  $\text{XeF}_4$  are three compounds whose central atoms do not follow the octet rule. Draw Lewis structures for these compounds.

87. Write Lewis structures for the following. Show all resonance structures where applicable.

- a.  $\text{NO}_2^-$ ,  $\text{NO}_3^-$ ,  $\text{N}_2\text{O}_4$  ( $\text{N}_2\text{O}_4$  exists as  $\text{O}_2\text{N}-\text{NO}_2$ )  
 b.  $\text{OCN}^-$ ,  $\text{SCN}^-$ ,  $\text{N}_3^-$  (Carbon is the central atom in  $\text{OCN}^-$  and  $\text{SCN}^-$ .)

88. Some of the important pollutants in the atmosphere are ozone ( $\text{O}_3$ ), sulfur dioxide, and sulfur trioxide. Write Lewis structures for these three molecules. Show all resonance structures where applicable.

89. Benzene ( $\text{C}_6\text{H}_6$ ) consists of a six-membered ring of carbon atoms with one hydrogen bonded to each carbon. Write Lewis structures for benzene, including resonance structures.

90. Borazine ( $\text{B}_3\text{N}_3\text{H}_6$ ) has often been called “inorganic” benzene. Write Lewis structures for borazine. Borazine contains a six-membered ring of alternating boron and nitrogen atoms with one hydrogen bonded to each boron and nitrogen.

91. An important observation supporting the concept of resonance in the localized electron model was that there are only three different structures of dichlorobenzene ( $\text{C}_6\text{H}_4\text{Cl}_2$ ). How does this fact support the concept of resonance (see Exercise 89)?

92. Consider the following bond lengths:



In the  $\text{CO}_3^{2-}$  ion, all three C—O bonds have identical bond lengths of 136 pm. Why?

93. Order the following species with respect to carbon–oxygen bond length (longest to shortest).



What is the order from the weakest to the strongest carbon–oxygen bond? ( $\text{CH}_3\text{OH}$  exists as  $\text{H}_3\text{C}-\text{OH}$ .)

94. Place the species below in order of the shortest to the longest nitrogen–oxygen bond.



( $\text{H}_2\text{NOH}$  exists as  $\text{H}_2\text{N}-\text{OH}$ .)

### Formal Charge

95. Use the formal charge arguments to rationalize why  $\text{BF}_3$  would not follow the octet rule.

96. Use formal charge arguments to explain why CO has a much smaller dipole moment than would be expected on the basis of electronegativity.

97. Write Lewis structures that obey the octet rule for the following species. Assign the formal charge for each central atom.

- a.  $\text{POCl}_3$       e.  $\text{SO}_2\text{Cl}_2$   
 b.  $\text{SO}_4^{2-}$       f.  $\text{XeO}_4$   
 c.  $\text{ClO}_4^-$       g.  $\text{ClO}_3^-$   
 d.  $\text{PO}_4^{3-}$       h.  $\text{NO}_4^{3-}$

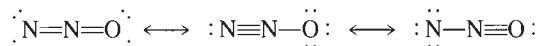
98. Write Lewis structures for the species in Exercise 97 that involve minimum formal charges.

99. Write the Lewis structure for  $\text{O}_2\text{F}_2$  ( $\text{O}_2\text{F}_2$  exists as  $\text{F}-\text{O}-\text{O}-\text{F}$ ). Assign oxidation states and formal charges to the atoms in  $\text{O}_2\text{F}_2$ . This compound is a vigorous and potent oxidizing and fluorinating agent. Are oxidation states or formal charges more useful in accounting for these properties of  $\text{O}_2\text{F}_2$ ?

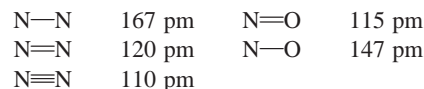
100. Oxidation of the cyanide ion produces the stable cyanate ion,  $\text{OCN}^-$ . The fulminate ion,  $\text{CNO}^-$ , on the other hand, is very unstable. Fulminate salts explode when struck;  $\text{Hg}(\text{CNO})_2$  is used in blasting caps. Write the Lewis structures and assign formal charges for the cyanate and fulminate ions. Why is the fulminate ion so unstable? (C is the central atom in  $\text{OCN}^-$  and N is the central atom in  $\text{CNO}^-$ .)

101. When molten sulfur reacts with chlorine gas, a vile-smelling orange liquid forms that has an empirical formula of  $\text{SCl}$ . The structure of this compound has a formal charge of zero on all elements in the compound. Draw the Lewis structure for the vile-smelling orange liquid.

102. Nitrous oxide ( $\text{N}_2\text{O}$ ) has three possible Lewis structures:



Given the following bond lengths,



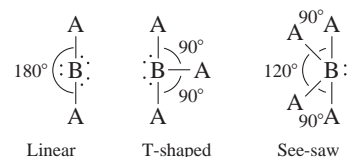
rationalize the observations that the N—N bond length in  $\text{N}_2\text{O}$  is 112 pm and that the N—O bond length is 119 pm. Assign formal charges to the resonance structures for  $\text{N}_2\text{O}$ . Can you eliminate any of the resonance structures on the basis of formal charges? Is this consistent with observation?

### Molecular Structure and Polarity

103. Predict the molecular structure and bond angles for each molecule or ion in Exercises 81 and 87.

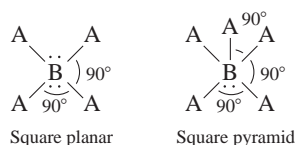
104. Predict the molecular structure and bond angles for each molecule or ion in Exercises 82 and 88.

105. There are several molecular structures based on the trigonal bipyramid geometry (see Table 8.8). Three such structures are



Which of the compounds in Exercises 85 and 86 have these molecular structures?

106. Two variations of the octahedral geometry (see Table 8.6) are illustrated below.



Which of the compounds in Exercises 85 and 86 have these molecular structures?

107. Predict the molecular structure (including bond angles) for each of the following.

- SeO<sub>3</sub>
- SeO<sub>2</sub>

108. Predict the molecular structure (including bond angles) for each of the following.

- PCl<sub>3</sub>
- SCl<sub>2</sub>
- SiF<sub>4</sub>

109. Predict the molecular structure (including bond angles) for each of the following. (See Exercises 105 and 106.)

- XeCl<sub>2</sub>
- ICl<sub>3</sub>
- TeF<sub>4</sub>
- PCl<sub>5</sub>

110. Predict the molecular structure (including bond angles) for each of the following. (See Exercises 105 and 106.)

- ICl<sub>5</sub>
- XeCl<sub>4</sub>
- SeCl<sub>6</sub>

111. Which of the molecules in Exercise 107 have net dipole moments (are polar)?

112. Which of the molecules in Exercise 108 have net dipole moments (are polar)?

113. Which of the molecules in Exercise 109 have net dipole moments (are polar)?

114. Which of the molecules in Exercise 110 have net dipole moments (are polar)?

115. Write Lewis structures and predict the molecular structures of the following. (See Exercises 105 and 106.)

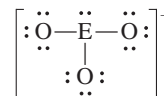
- OCl<sub>2</sub>, KrF<sub>2</sub>, BeH<sub>2</sub>, SO<sub>2</sub>
- SO<sub>3</sub>, NF<sub>3</sub>, IF<sub>3</sub>
- CF<sub>4</sub>, SeF<sub>4</sub>, KrF<sub>4</sub>
- IF<sub>5</sub>, AsF<sub>5</sub>

Which of these compounds are polar?

116. Write Lewis structures and predict whether each of the following is polar or nonpolar.

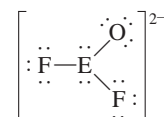
- HOCN (exists as HO—CN)
- COS
- XeF<sub>2</sub>
- CF<sub>2</sub>Cl<sub>2</sub>
- SeF<sub>6</sub>
- H<sub>2</sub>CO (C is the central atom.)

117. Consider the following Lewis structure where E is an unknown element:



What are some possible identities for element E? Predict the molecular structure (including bond angles) for this ion.

118. Consider the following Lewis structure where E is an unknown element:



What are some possible identities for element E? Predict the molecular structure (including bond angles) for this ion. (See Exercises 105 and 106.)

119. The molecules BF<sub>3</sub>, CF<sub>4</sub>, CO<sub>2</sub>, PF<sub>5</sub>, and SF<sub>6</sub> are all nonpolar, even though they all contain polar bonds. Why?

120. Two different compounds have the formula XeF<sub>2</sub>Cl<sub>2</sub>. Write Lewis structures for these two compounds, and describe how measurement of dipole moments might be used to distinguish between them.

## ► Connecting to Biochemistry

121. The alkali metal ions are very important for the proper functioning of biologic systems, such as nerves and muscles, and Na<sup>+</sup> and K<sup>+</sup> ions are present in all body cells and fluids. In human blood plasma, the concentrations are

$$[\text{Na}^+] \approx 0.15 \text{ M} \quad \text{and} \quad [\text{K}^+] \approx 0.005 \text{ M}$$

For the fluids *inside* the cells, the concentrations are reversed:

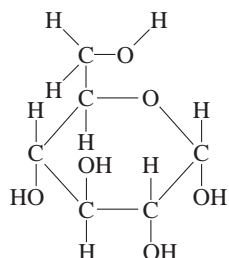
$$[\text{Na}^+] \approx 0.005 \text{ M} \quad \text{and} \quad [\text{K}^+] \approx 0.16 \text{ M}$$

Since the concentrations are so different inside and outside the cells, an elaborate mechanism is needed to transport Na<sup>+</sup> and K<sup>+</sup> ions through the cell membranes. What are the ground-state electron configurations for Na<sup>+</sup> and K<sup>+</sup>? Which ion is smaller in size? Counterions also must be present in blood plasma and inside intracellular fluid. Assume the counterion present to balance the positive charge of Na<sup>+</sup> and K<sup>+</sup> is Cl<sup>-</sup>. What is the ground-state electron configuration for Cl<sup>-</sup>? Rank these three ions in order of increasing size.

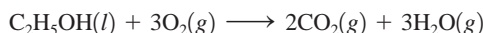
122. Producing ethanol as a biofuel from the sugars in corn (glucose) has become a major industry in the grain belt. This process can be summarized as follows, where glucose is fermented to form ethanol and carbon dioxide. Use bond energies to estimate  $\Delta H$  for this reaction.



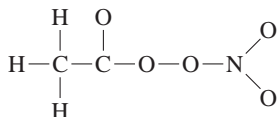
The structure of glucose ( $C_6H_{12}O_6$ ) is



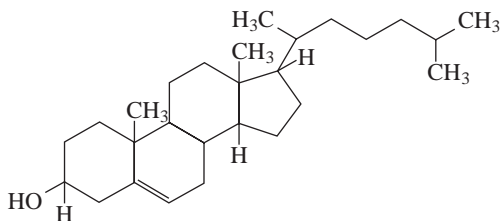
- 123.** Most cars in the United States use gasohol for fuel. Gasohol is a mixture consisting of about 10% ethanol and 90% gasoline. The enthalpy of combustion per gram of gasoline is  $-47.8$  kJ/g. Using the bond energies in Table 8.4, estimate the enthalpy of combustion per gram of ethanol. How do the two enthalpies of combustion compare with each other? The combustion reaction for ethanol is



- 124.** Calcium carbonate ( $CaCO_3$ ) shells are used by many different types of animals to form protective coverings (including mollusks and bivalves, corals, and snails). Draw the Lewis structures for  $CaCO_3$ . Be sure to include formal charges and any important resonance structures.
- 125.** Peroxyacetyl nitrate, or PAN, is present in photochemical smog. Draw Lewis structures (including resonance forms) for PAN. The skeletal arrangement is



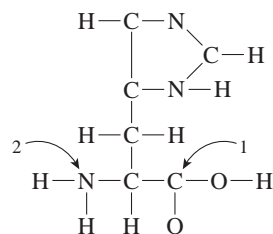
- 126.** Cholesterol ( $C_{27}H_{46}O$ ) has the following structure:



In such shorthand structures, each point where lines meet represents a carbon atom, and most H atoms are not shown. Draw the complete structure showing all carbon and hydrogen atoms. (There will be four bonds to each carbon atom.) What are the predicted bond angles exhibited in cholesterol? Is cholesterol a planar molecule as indicated in the structure above?

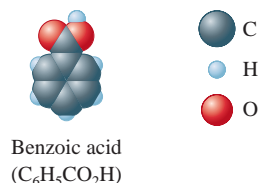
- 127.** The study of carbon-containing compounds and their properties is called *organic chemistry*. Besides carbon atoms, organic compounds also can contain hydrogen, oxygen, and nitrogen atoms (as well as other types of atoms). A common trait of simple organic compounds is to have Lewis structures where all atoms have a formal charge of zero. Consider the following incomplete Lewis

structure for an organic compound called *histidine* (an amino acid), which is one of the building blocks of proteins found in our bodies:



Draw a complete Lewis structure for histidine in which all atoms have a formal charge of zero. What should be the approximate bond angles about the carbon atom labeled 1 and the nitrogen atom labeled 2?

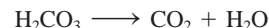
- 128.** Benzoic acid is a food preservative. The space-filling model for benzoic acid is shown below.



Draw the Lewis structure for benzoic acid, including all resonance structures in which all atoms have a formal charge of zero. What are the bond angles exhibited in benzoic acid? Is benzoic acid a polar or a nonpolar substance? Explain.

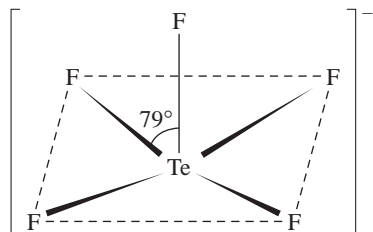
### ► Additional Exercises

- 129.** Arrange the following in order of increasing radius and increasing ionization energy.
- $N^+$ , N,  $N^-$
  - Se,  $Se^-$ , Cl,  $Cl^+$
  - $Br^-$ ,  $Rb^+$ ,  $Sr^{2+}$
- 130.** For each of the following, write an equation that corresponds to the energy given.
- lattice energy of NaCl
  - lattice energy of  $NH_4Br$
  - lattice energy of MgS
  - $O=O$  double bond energy beginning with  $O_2(g)$  as a reactant
- 131.** Use bond energies (Table 8.4), values of electron affinities (Table 7.7), and the ionization energy of hydrogen (1312 kJ/mol) to estimate  $\Delta H$  for each of the following reactions.
- $HF(g) \rightarrow H^+(g) + F^-(g)$
  - $HCl(g) \rightarrow H^+(g) + Cl^-(g)$
  - $HI(g) \rightarrow H^+(g) + I^-(g)$
  - $H_2O(g) \rightarrow H^+(g) + OH^-(g)$   
(Electron affinity of  $OH(g) = -180$  kJ/mol.)
- 132.** Write Lewis structures for  $CO_3^{2-}$ ,  $HCO_3^-$ , and  $H_2CO_3$ . When acid is added to an aqueous solution containing carbonate or bicarbonate ions, carbon dioxide gas is formed. We generally say that carbonic acid ( $H_2CO_3$ ) is unstable. Use bond energies to estimate  $\Delta H$  for the reaction (in the gas phase)



Specify a possible cause for the instability of carbonic acid.

133. Which member of the following pairs would you expect to be more energetically stable? Justify each choice.
- NaBr or NaBr<sub>2</sub>
  - ClO<sub>4</sub> or ClO<sub>4</sub><sup>-</sup>
  - SO<sub>4</sub> or XeO<sub>4</sub>
  - OF<sub>4</sub> or SeF<sub>4</sub>
134. What do each of the following sets of compounds/ions have in common with each other?
- SO<sub>3</sub>, NO<sub>3</sub><sup>-</sup>, CO<sub>3</sub><sup>2-</sup>
  - O<sub>3</sub>, SO<sub>2</sub>, NO<sub>2</sub><sup>-</sup>
135. What do each of the following sets of compounds/ions have in common with each other? See your Lewis structures for Exercises 107 through 110.
- XeCl<sub>4</sub>, XeCl<sub>2</sub>
  - ICl<sub>5</sub>, TeF<sub>4</sub>, ICl<sub>3</sub>, PCl<sub>3</sub>, SCl<sub>2</sub>, SeO<sub>2</sub>
136. Although both Br<sub>3</sub><sup>-</sup> and I<sub>3</sub><sup>-</sup> ions are known, the F<sub>3</sub><sup>-</sup> ion has not been observed. Explain.
137. Refer back to Exercises 97 and 98. Would you make the same prediction for the molecular structure for each case using the Lewis structure obtained in Exercise 97 as compared with the one obtained in Exercise 98?
138. Which of the following molecules have net dipole moments? For the molecules that are polar, indicate the polarity of each bond and the direction of the net dipole moment of the molecule.
- CH<sub>2</sub>Cl<sub>2</sub>, CHCl<sub>3</sub>, CCl<sub>4</sub>
  - CO<sub>2</sub>, N<sub>2</sub>O
  - PH<sub>3</sub>, NH<sub>3</sub>
139. The structure of TeF<sub>5</sub><sup>-</sup> is



Draw a complete Lewis structure for TeF<sub>5</sub><sup>-</sup>, and explain the distortion from the ideal square pyramidal structure. (See Exercise 106.)

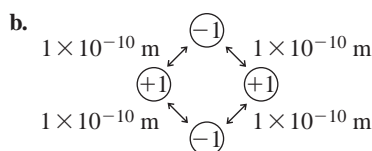
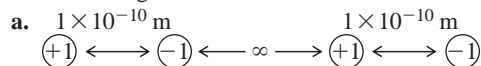
140. Look up the energies for the bonds in CO and N<sub>2</sub>. Although the bond in CO is stronger, CO is considerably more reactive than N<sub>2</sub>. Give a possible explanation.

## ► Challenge Problems

141. Use Coulomb's law,

$$V = \frac{Q_1 Q_2}{4\pi\epsilon_0 r} = 2.31 \times 10^{-19} \text{ J} \cdot \text{nm} \left( \frac{Q_1 Q_2}{r} \right)$$

to calculate the energy of interaction for the following two arrangements of charges, each having a magnitude equal to the electron charge.



142. An alternative definition of electronegativity is

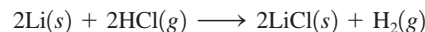
$$\text{Electronegativity} = \text{constant} (\text{I.E.} - \text{E.A.})$$

where I.E. is the ionization energy and E.A. is the electron affinity using the sign conventions of this book. Use data in Chapter 7 to calculate the (I.E. - E.A.) term for F, Cl, Br, and I. Do these values show the same trend as the electronegativity values given in this chapter? The first ionization energies of the halogens are 1678, 1255, 1138, and 1007 kJ/mol, respectively. (*Hint*: Choose a constant so that the electronegativity of fluorine equals 4.0. Using this constant, calculate relative electronegativities for the other halogens and compare to values given in the text.)

143. Calculate the standard heat of formation of the compound ICl(g) at 25°C, and show your work. (*Hint*: Use Table 8.4 and Appendix 4.)
144. Given the following information:

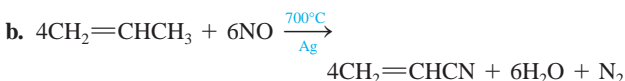
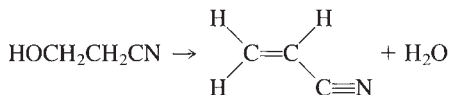
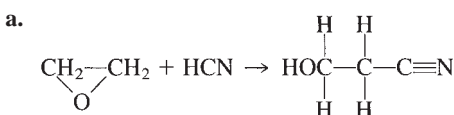
Heat of sublimation of Li(s) = 166 kJ/mol  
 Bond energy of HCl = 427 kJ/mol  
 Ionization energy of Li(g) = 520. kJ/mol  
 Electron affinity of Cl(g) = -349 kJ/mol  
 Lattice energy of LiCl(s) = -829 kJ/mol  
 Bond energy of H<sub>2</sub> = 432 kJ/mol

Calculate the net change in energy for the following reaction:

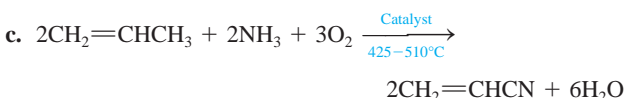


145. Use data in this chapter (and Chapter 7) to discuss why MgO is an ionic compound but CO is not an ionic compound.
146. Think of forming an ionic compound as three steps (this is a simplification, as with all models): (1) removing an electron from the metal; (2) adding an electron to the nonmetal; and (3) allowing the metal cation and nonmetal anion to come together.
- What is the sign of the energy change for each of these three processes?
  - In general, what is the sign of the sum of the first two processes? Use examples to support your answer.
  - What must be the sign of the sum of the three processes?
  - Given your answer to part c, why do ionic bonds occur?
  - Given your above explanations, why is NaCl stable but not Na<sub>2</sub>Cl? NaCl<sub>2</sub>? What about MgO compared to MgO<sub>2</sub>? Mg<sub>2</sub>O?
147. The compound NF<sub>3</sub> is quite stable, but NCl<sub>3</sub> is very unstable (NCl<sub>3</sub> was first synthesized in 1811 by P. L. Dulong, who lost three fingers and an eye studying its properties). The compounds NBr<sub>3</sub> and NI<sub>3</sub> are unknown, although the explosive compound NI<sub>3</sub> · NH<sub>3</sub> is known. Account for the instability of these halides of nitrogen.
148. Three processes that have been used for the industrial manufacture of acrylonitrile (CH<sub>2</sub>CHCN), an important chemical used in the manufacture of plastics, synthetic rubber, and fibers, are

shown below. Use bond energy values (Table 8.4) to estimate  $\Delta H$  for each of the reactions.

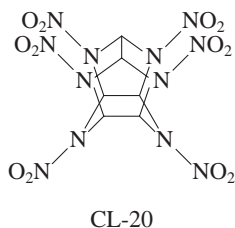


The nitrogen–oxygen bond energy in nitric oxide (NO) is 630. kJ/mol.



d. Is the elevated temperature noted in parts b and c needed to provide energy to endothermic reactions?

149. The compound hexaazaisowurtzitane is the highest-energy explosive known (*C & E News*, Jan. 17, 1994, p. 26). The compound, also known as CL-20, was first synthesized in 1987. The method of synthesis and detailed performance data are still classified because of CL-20's potential military application in rocket boosters and in warheads of "smart" weapons. The structure of CL-20 is



In such shorthand structures, each point where lines meet represents a carbon atom. In addition, the hydrogens attached to the carbon atoms are omitted; each of the six carbon atoms has one hydrogen atom attached. Finally, assume that the two O atoms in the  $\text{NO}_2$  groups are attached to N with one single bond and one double bond.

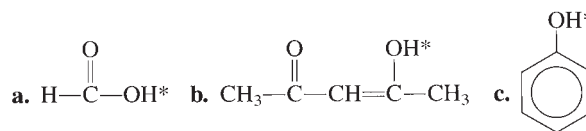
Three possible reactions for the explosive decomposition of CL-20 are

- i.  $\text{C}_6\text{H}_6\text{N}_{12}\text{O}_{12}(s) \rightarrow 6\text{CO}(g) + 6\text{N}_2(g) + 3\text{H}_2\text{O}(g) + \frac{3}{2}\text{O}_2(g)$
- ii.  $\text{C}_6\text{H}_6\text{N}_{12}\text{O}_{12}(s) \rightarrow 3\text{CO}(g) + 3\text{CO}_2(g) + 6\text{N}_2(g) + 3\text{H}_2\text{O}(g)$
- iii.  $\text{C}_6\text{H}_6\text{N}_{12}\text{O}_{12}(s) \rightarrow 6\text{CO}_2(g) + 6\text{N}_2(g) + 3\text{H}_2(g)$

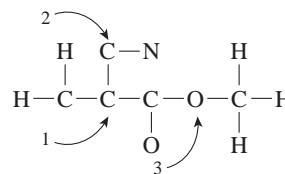
- a. Use bond energies to estimate  $\Delta H$  for these three reactions.
- b. Which of the above reactions releases the largest amount of energy per kilogram of CL-20?

150. Many times extra stability is characteristic of a molecule or ion in which resonance is possible. How could this be used to explain the acidities of the following compounds? (The acidic

hydrogen is marked by an asterisk.) Part c shows resonance in the  $\text{C}_6\text{H}_5$  ring.

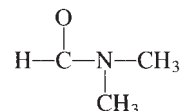


151. A common trait of simple organic compounds is to have Lewis structures where all atoms have a formal charge of zero. Consider the following incomplete Lewis structure for an organic compound called *methyl cyanoacrylate*, the main ingredient in Super Glue.



Draw a complete Lewis structure for methyl cyanoacrylate in which all atoms have a formal charge of zero. What are the approximate bond angles about the carbon atom labeled 1, the carbon atom labeled 2, and the oxygen atom labeled 3?

152. Draw a Lewis structure for the *N,N*-dimethylformamide molecule. The skeletal structure is



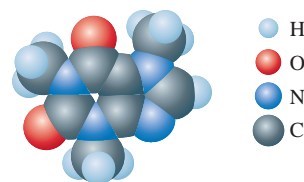
Various types of evidence lead to the conclusion that there is some double bond character to the C–N bond. Draw one or more resonance structures that support this observation.

153. Predict the molecular structure for each of the following. (See Exercises 105 and 106.)

- a.  $\text{BrFl}_2$
- b.  $\text{XeO}_2\text{F}_2$
- c.  $\text{TeF}_2\text{Cl}_3^-$

For each formula there are at least two different structures that can be drawn using the same central atom. Draw all possible structures for each formula.

154. Consider the following computer-generated model of caffeine.



Draw a Lewis structure for caffeine in which all atoms have a formal charge of zero.

### ► Integrative Problems

These problems require the integration of multiple concepts to find the solutions.

- 155.** A compound,  $\text{XF}_5$ , is 42.81% fluorine by mass. Identify the element X. What is the molecular structure of  $\text{XF}_5$ ?
- 156.** A polyatomic ion is composed of C, N, and an unknown element X. The skeletal Lewis structure of this polyatomic ion is  $[\text{X}-\text{C}-\text{N}]^-$ . The ion  $\text{X}^{2-}$  has an electron configuration of  $[\text{Ar}]4s^23d^{10}4p^6$ . What is element X? Knowing the identity of X, complete the Lewis structure of the polyatomic ion, including all important resonance structures.
- 157.** Identify the following elements based on their electron configurations and rank them in order of increasing electronegativity:  $[\text{Ar}]4s^13d^5$ ;  $[\text{Ne}]3s^23p^3$ ;  $[\text{Ar}]4s^23d^{10}4p^3$ ;  $[\text{Ne}]3s^23p^5$ .

### ► Marathon Problem

This problem is designed to incorporate several concepts and techniques into one situation.

- 158.** Identify the five compounds of H, N, and O described below. For each compound, write a Lewis structure that is consistent with the information given.

- All the compounds are electrolytes, although not all of them are strong electrolytes. Compounds C and D are ionic and compound B is covalent.
- Nitrogen occurs in its highest possible oxidation state in compounds A and C; nitrogen occurs in its lowest possible oxidation state in compounds C, D, and E. The formal charge on both nitrogens in compound C is +1; the formal charge on the only nitrogen in compound B is 0.
- Compounds A and E exist in solution. Both solutions give off gases. Commercially available concentrated solutions of compound A are normally 16 M. The commercial, concentrated solution of compound E is 15 M.
- Commercial solutions of compound E are labeled with a misnomer that implies that a binary, gaseous compound of nitrogen and hydrogen has reacted with water to produce ammonium ions and hydroxide ions. Actually, this reaction occurs to only a slight extent.
- Compound D is 43.7% N and 50.0% O by mass. If compound D were a gas at STP, it would have a density of 2.86 g/L.
- A formula unit of compound C has one more oxygen than a formula unit of compound D. Compounds C and A have one ion in common when compound A is acting as a strong electrolyte.
- Solutions of compound C are weakly acidic; solutions of compound A are strongly acidic; solutions of compounds B and E are basic. The titration of 0.726 g compound B requires 21.98 mL of 1.000 M HCl for complete neutralization.

# Covalent Bonding: Orbitals

- 9.1** ▶ Hybridization and the Localized Electron Model
  - $sp^3$  Hybridization
  - $sp^2$  Hybridization
  - $sp$  Hybridization
  - $dsp^3$  Hybridization
  - $d^2sp^3$  Hybridization
  - The Localized Electron Model: A Summary
- 9.2** ▶ The Molecular Orbital Model
  - Bond Order
- 9.3** ▶ Bonding in Homonuclear Diatomic Molecules
  - Paramagnetism
- 9.4** ▶ Bonding in Heteronuclear Diatomic Molecules
- 9.5** ▶ Combining the Localized Electron and Molecular Orbital Models

**Chili peppers taste hot because of capsaicin, a complex molecule containing atoms with many different hybridizations.**



In Chapter 8 we discussed the fundamental concepts of bonding and introduced the most widely used simple model for covalent bonding: the localized electron model. We saw the usefulness of a bonding model as a means for systematizing chemistry by allowing us to look at molecules in terms of individual bonds. We also saw that molecular structure can be predicted by minimizing electron-pair repulsions. In this chapter we will examine bonding models in more detail, particularly focusing on the role of orbitals.

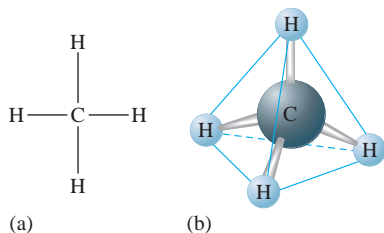
## 9.1 ► Hybridization and the Localized Electron Model

As we saw in Chapter 8, the localized electron model views a molecule as a collection of atoms bound together by sharing electrons between their atomic orbitals. The arrangement of valence electrons is represented by the Lewis structure (or structures, where resonance occurs), and the molecular geometry can be predicted from the VSEPR model. In this section we will describe the atomic orbitals used to share electrons and hence to form the bonds.

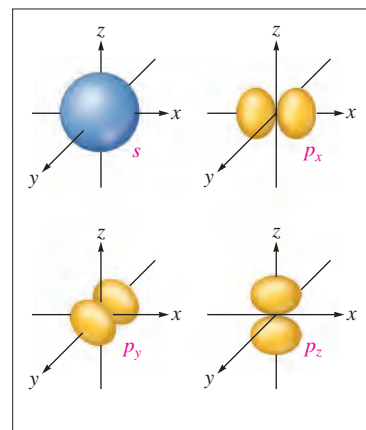
### $sp^3$ Hybridization

Let us reconsider the bonding in methane, which has the Lewis structure and molecular geometry shown in Fig. 9.1. In general, we assume that bonding involves only the valence orbitals. This means that the hydrogen atoms in methane use  $1s$  orbitals. The valence orbitals of a carbon atom are the  $2s$  and  $2p$  orbitals shown in Fig. 9.2. In thinking about how carbon can use these orbitals to bond to the hydrogen atoms, we can see two related problems:

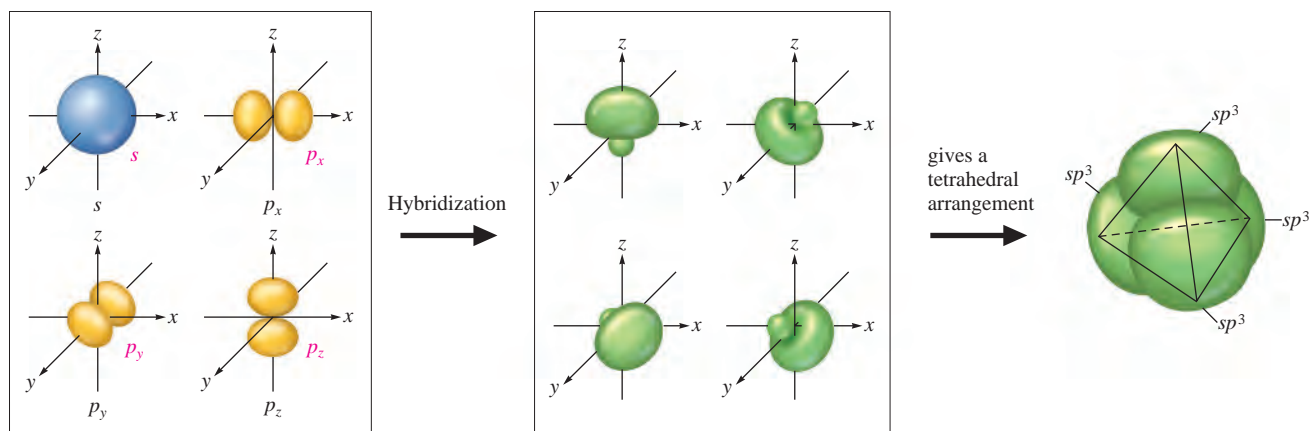
The valence orbitals are the orbitals associated with the highest principal quantum level that contains electrons on a given atom.



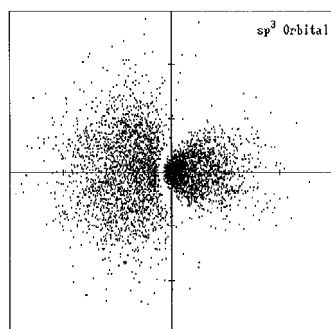
**Figure 9.1**  
(a) The Lewis structure of the methane molecule. (b) The tetrahedral molecular geometry of the methane molecule.



**Figure 9.2**  
The valence orbitals on a free carbon atom:  $2s$ ,  $2p_x$ ,  $2p_y$ , and  $2p_z$ .

**Figure 9.3**

The “native” 2s and three 2p atomic orbitals characteristic of a free carbon atom are combined to form a new set of four  $sp^3$  orbitals. The small lobes of the orbitals are usually omitted from diagrams for clarity.

**Figure 9.4**

Cross section of an  $sp^3$  orbital. This shows a “slice” of the electron density of the  $sp^3$  orbitals illustrated in the center diagram of Fig. 9.3.

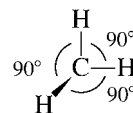
(Generated from a program by Robert Allendoerfer on Project SERAPHIM disk PC2402; printed with permission.)

Hybridization is a modification of the localized electron model to account for the observation that atoms often seem to use special atomic orbitals in forming molecules.

$sp^3$  hybridization gives a tetrahedral set of orbitals.

Note that the shapes of the hybrid orbitals shown in Figure 9.3 are “mushroom-like,” calculated from wave functions.

- Using the 2p and 2s atomic orbitals will lead to two different types of C—H bonds: (a) those from the overlap of a 2p orbital of carbon and a 1s orbital of hydrogen (there will be three of these) and (b) those from the overlap of a 2s orbital of carbon and a 1s orbital of hydrogen (there will be one of these). This is a problem because methane is known to have four identical C—H bonds.
- Since the carbon 2p orbitals are mutually perpendicular, we might expect the three C—H bonds formed with these orbitals to be oriented at 90-degree angles:



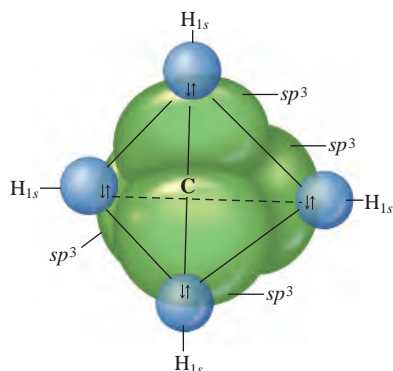
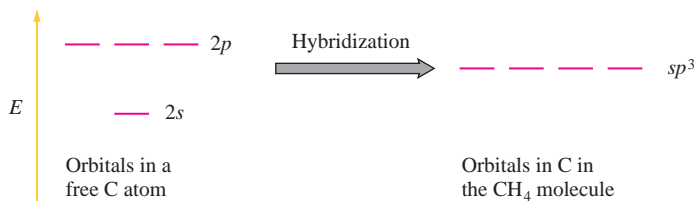
However, the methane molecule is known by experiment to be tetrahedral with bond angles of 109.5 degrees.

This analysis leads to one of two conclusions: Either the simple localized electron model is wrong or carbon adopts a set of atomic orbitals other than its “native” 2s and 2p orbitals to bond to the hydrogen atoms in forming the methane molecule. The second conclusion seems more reasonable. The 2s and 2p orbitals present on an *isolated* carbon atom may not be the best set of orbitals for bonding; a new set of atomic orbitals might better serve the carbon atom in forming molecules. To account for the known structure of methane, it makes sense to assume that the carbon atom has four equivalent atomic orbitals, arranged tetrahedrally. In fact, such a set of orbitals can be obtained quite readily by combining the carbon 2s and 2p orbitals, as shown schematically in Fig. 9.3. This mixing of the native atomic orbitals to form special orbitals for bonding is called **hybridization**. The four new orbitals are called  $sp^3$  orbitals because they are formed from one 2s and three 2p orbitals ( $s^1p^3$ ). We say that the carbon atom undergoes  $sp^3$  hybridization or is  $sp^3$  hybridized. The four  $sp^3$  orbitals are identical in shape, each one having a large lobe and a small lobe (see Fig. 9.4). The four orbitals are oriented in space so that the large lobes form a tetrahedral arrangement, as shown in Fig. 9.3.

The hybridization of the carbon 2s and 2p orbitals also can be represented by an orbital energy-level diagram, as shown in Fig. 9.5. Note that electrons have been omitted because we do not need to be concerned with the electron arrangements on the individual

**Figure 9.5**

An energy-level diagram showing the formation of four  $sp^3$  orbitals.

**Figure 9.6**

The tetrahedral set of four  $sp^3$  orbitals of the carbon atom are used to share electron pairs with the four  $1s$  orbitals of the hydrogen atoms to form the four equivalent C—H bonds. This accounts for the known tetrahedral structure of the  $\text{CH}_4$  molecule.

atoms—it is the total number of electrons and the arrangement of these electrons in the *molecule* that are important. We are assuming that carbon's atomic orbitals are rearranged to accommodate the best electron arrangement for the molecule as a whole. The new  $sp^3$  atomic orbitals on carbon are used to share electron pairs with the  $1s$  orbitals from the four hydrogen atoms, as shown in Fig. 9.6.

At this point let's summarize the bonding in the methane molecule. The experimentally known structure of this molecule can be explained if we assume that the carbon atom adopts a special set of atomic orbitals. These new orbitals are obtained by combining the  $2s$  and the three  $2p$  orbitals of the carbon atom to produce four identically shaped orbitals that are oriented toward the corners of a tetrahedron and are used to bond to the hydrogen atoms. Thus the four  $sp^3$  orbitals on carbon in methane are postulated to account for its known structure.

Remember this principle: Whenever a set of equivalent tetrahedral atomic orbitals is required by an atom, this model assumes that the atom adopts a set of  $sp^3$  orbitals; the atom becomes  $sp^3$  hybridized.

It is really not surprising that an atom in a molecule might adopt a different set of atomic orbitals (called **hybrid orbitals**) from those it has in the free state. It does not seem unreasonable that to achieve minimum energy, an atom uses one set of atomic orbitals in the free state and a different set in a molecule. This is consistent with the idea that a molecule is more than simply a sum of its parts. What the atoms in a molecule were like before the molecule was formed is not as important as how the electrons are best arranged in the molecule. Therefore, this model assumes that the individual atoms respond as needed to achieve the minimum energy for the molecule.

**EXAMPLE 9.1****The Localized Electron Model I**

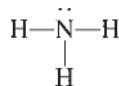
Describe the bonding in the ammonia molecule using the localized electron model.

**Solution**

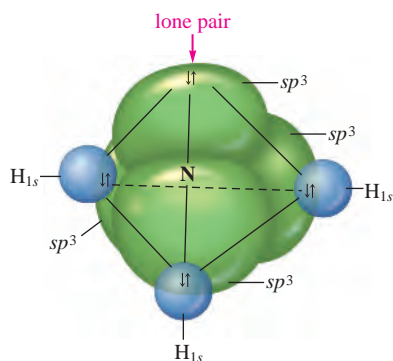
A complete description of the bonding involves three steps:

1. Writing the Lewis structure
2. Determining the arrangement of electron pairs using the VSEPR model
3. Determining the hybrid atomic orbitals needed to describe the bonding in the molecule

The Lewis structure for  $\text{NH}_3$  is

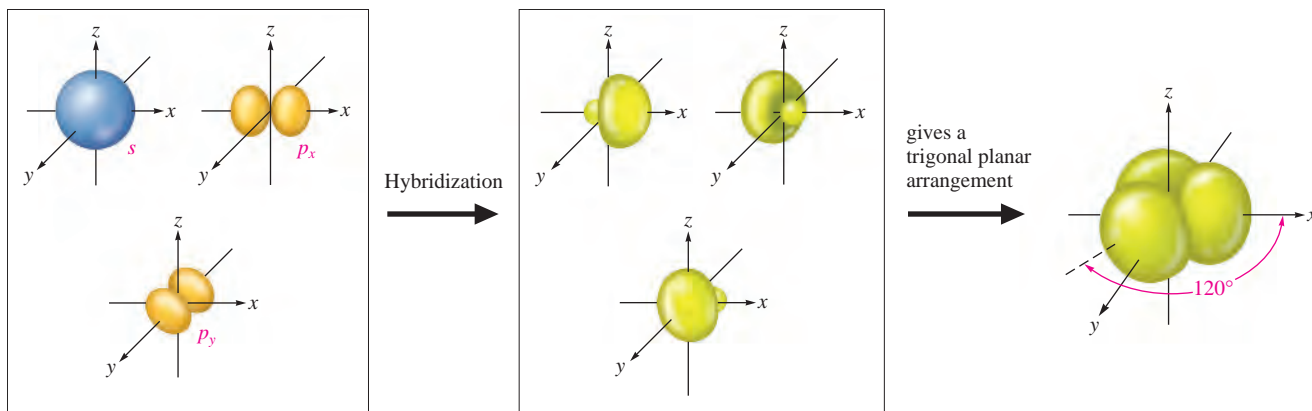


The four electron pairs around the nitrogen atom require a tetrahedral arrangement to minimize repulsions. We have seen that a tetrahedral set of  $sp^3$  hybrid orbitals is obtained by combining the  $2s$  and three  $2p$  orbitals. In the  $\text{NH}_3$  molecule three of the  $sp^3$  orbitals are used to form bonds to the three hydrogen atoms, and the fourth  $sp^3$  orbital holds the lone pair, as shown in Fig. 9.7.

**Figure 9.7**

The nitrogen atom in ammonia is  $sp^3$  hybridized.

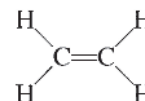
**SEE EXERCISES 9.17 AND 9.18**

**Figure 9.8**

The hybridization of the  $s$ ,  $p_x$ , and  $p_y$  atomic orbitals results in the formation of three  $sp^2$  orbitals centered in the  $xy$  plane. The large lobes of the orbitals lie in the plane at angles of 120 degrees and point toward the corners of a triangle.

## $sp^2$ Hybridization

Ethylene ( $C_2H_4$ ) is an important starting material in the manufacture of plastics. The  $C_2H_4$  molecule has 12 valence electrons and the following Lewis structure:



A double bond acts as one effective electron pair.

$sp^2$  hybridization gives a trigonal planar arrangement of atomic orbitals.

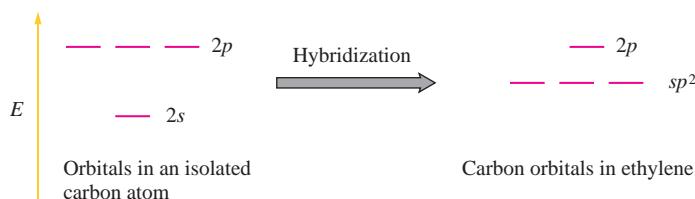
Note in Fig. 9.10 and the figures that follow that the orbital lobes are artificially narrowed to more clearly show their relative orientations.

We saw in Chapter 8 that a double bond acts as one effective pair, so in the ethylene molecule each carbon is surrounded by three effective pairs. This requires a trigonal planar arrangement with bond angles of 120 degrees. What orbitals do the carbon atoms in this molecule employ? The molecular geometry requires a set of orbitals in one plane at angles of 120 degrees. Since the  $2s$  and  $2p$  valence orbitals of carbon do not have the required arrangement, we need a set of hybrid orbitals.

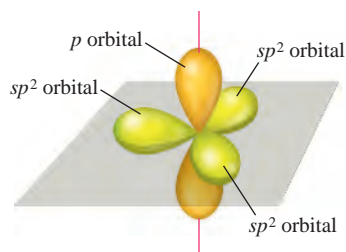
The  $sp^3$  orbitals we have just considered will not work because they are at angles of 109.5 degrees rather than the required 120 degrees. In ethylene the carbon atom must hybridize in a different manner. A set of three orbitals arranged at 120-degree angles in the same plane can be obtained by combining one  $s$  orbital and two  $p$  orbitals, as shown in Fig. 9.8. The orbital energy-level diagram for this arrangement is shown in Fig. 9.9. Since one  $2s$  and two  $2p$  orbitals are used to form these hybrid orbitals, this is called  **$sp^2$  hybridization**. Note from Fig. 9.8 that the plane of the  $sp^2$  hybridized orbitals is determined by which  $p$  orbitals are used. Since in this case we have arbitrarily decided to use the  $p_x$  and  $p_y$  orbitals, the hybrid orbitals are centered in the  $xy$  plane.

In forming the  $sp^2$  orbitals, one  $2p$  orbital on carbon has not been used. This remaining  $p$  orbital ( $p_z$ ) is oriented perpendicular to the plane of the  $sp^2$  orbitals, as shown in Fig. 9.10.

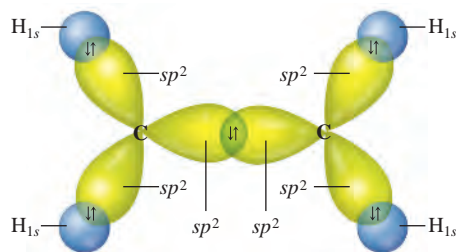
Now we will see how these orbitals can be used to account for the bonds in ethylene. The three  $sp^2$  orbitals on each carbon can be used to share electrons, as shown in

**Figure 9.9**

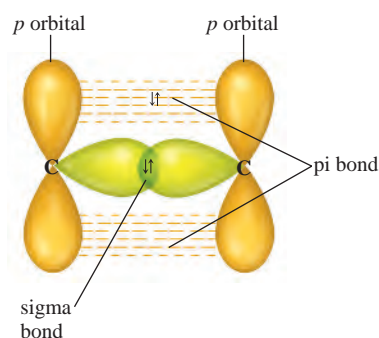
An orbital energy-level diagram for  $sp^2$  hybridization. Note that one  $p$  orbital remains unchanged.

**Figure 9.10**

When an  $s$  and two  $p$  orbitals are mixed to form a set of three  $sp^2$  orbitals, one  $p$  orbital remains unchanged and is perpendicular to the plane of the hybrid orbitals. Note that in this figure and those that follow, the orbitals are drawn with narrowed lobes to show their orientations more clearly.

**Figure 9.11**

The  $\sigma$  bonds in ethylene. Note that for each bond the shared electron pair occupies the region directly between the atoms.

**Figure 9.12**

A carbon–carbon double bond consists of a  $\sigma$  bond and a  $\pi$  bond. In the  $\sigma$  bond the shared electrons occupy the space directly between the atoms. The  $\pi$  bond is formed from the unhybridized  $p$  orbitals on the two carbon atoms. In a  $\pi$  bond the shared electron pair occupies the space above and below a line joining the atoms.

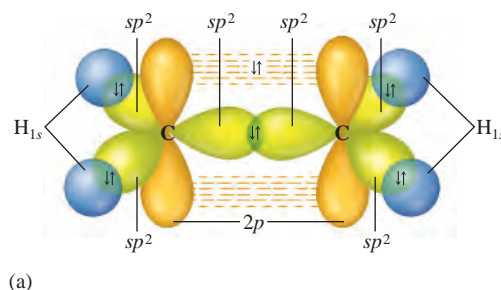
Fig. 9.11. In each of these bonds, the electron pair is shared in an area centered on a line running between the atoms. This type of covalent bond is called a **sigma ( $\sigma$ ) bond**. In the ethylene molecule, the  $\sigma$  bonds are formed using  $sp^2$  orbitals on each carbon atom and the  $1s$  orbital on each hydrogen atom.

How can we explain the double bond between the carbon atoms? In the  $\sigma$  bond the electron pair occupies the space between the carbon atoms. The second bond must therefore result from sharing an electron pair in the space *above and below* the  $\sigma$  bond. This type of bond can be formed using the  $2p$  orbital perpendicular to the  $sp^2$  hybrid orbitals on each carbon atom (refer to Fig. 9.10). These parallel  $p$  orbitals can share an electron pair, which occupies the space above and below a line joining the atoms, to form a **pi ( $\pi$ ) bond**, as shown in Fig. 9.12.

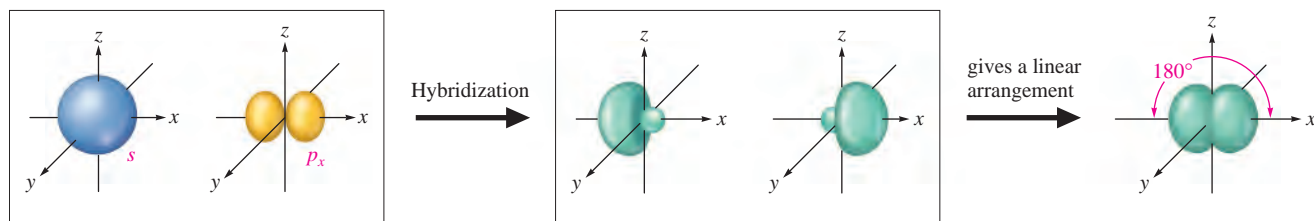
Note that  $\sigma$  bonds are formed from orbitals whose lobes point toward each other, but  $\pi$  bonds result from parallel orbitals. A *double bond always consists of one  $\sigma$  bond*, where the electron pair is located directly between the atoms, *and one  $\pi$  bond*, where the shared pair occupies the space above and below the  $\sigma$  bond.

We can now completely specify the orbitals that this model assumes are used to form the bonds in the ethylene molecule. As shown in Fig. 9.13, the carbon atoms use  $sp^2$  hybrid orbitals to form the  $\sigma$  bonds to the hydrogen atoms and to each other, and they use  $p$  to form the  $\pi$  bond with each other. Note that we have accounted fully for the Lewis structure of ethylene with its carbon–carbon double bond and carbon–hydrogen single bonds.

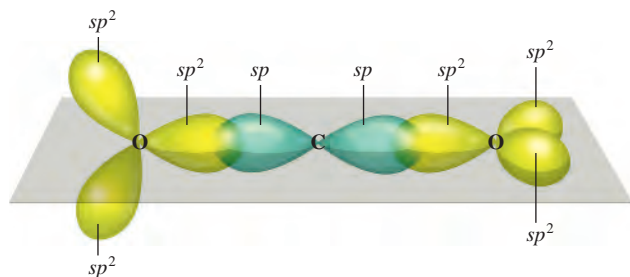
This example illustrates an important general principle of this model: Whenever an atom is surrounded by three effective pairs, a set of  $sp^2$  hybrid orbitals is required.

**Figure 9.13**

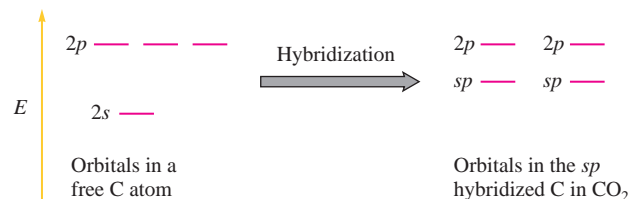
(a) The orbitals used to form the bonds in ethylene. (b) The Lewis structure for ethylene.

**Figure 9.14**

When one  $s$  orbital and one  $p$  orbital are hybridized, a set of two  $sp$  orbitals oriented at 180 degrees results.

**Figure 9.15**

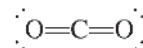
The hybrid orbitals in the  $\text{CO}_2$  molecule.

**Figure 9.16**

The orbital energy-level diagram for the formation of  $sp$  hybrid orbitals on carbon.

## $sp$ Hybridization

Another type of hybridization occurs in carbon dioxide, which has the following Lewis structure:



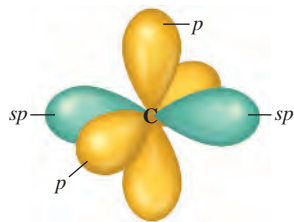
In the  $\text{CO}_2$  molecule the carbon atom has two effective pairs that will be arranged at an angle of 180 degrees. We therefore need a pair of atomic orbitals oriented in opposite directions. This requires a new type of hybridization, since neither  $sp^3$  nor  $sp^2$  hybrid orbitals will fit this case. To obtain two hybrid orbitals arranged at 180 degrees requires  **$sp$  hybridization**, involving one  $s$  orbital and one  $p$  orbital, as shown in Fig. 9.14.

In terms of this model, two effective pairs around an atom will always require  $sp$  hybridization of that atom. The  $sp$  orbitals of carbon in carbon dioxide can be seen in Fig. 9.15, and the corresponding orbital energy-level diagram for their formation is given in Fig. 9.16. These  $sp$  hybrid orbitals are used to form the  $\sigma$  bonds between the carbon and the oxygen atoms. Note that two  $2p$  orbitals remain unchanged on the  $sp$  hybridized carbon. These are used to form the  $\pi$  bonds with the oxygen atoms.

In the  $\text{CO}_2$  molecule each oxygen atom\* has three effective pairs around it, requiring a trigonal planar arrangement of the pairs. Since a trigonal set of hybrid orbitals requires  $sp^2$  hybridization, each oxygen atom is  $sp^2$  hybridized. One  $p$  orbital on each oxygen is unchanged and is used for the  $\pi$  bond with the carbon atom.

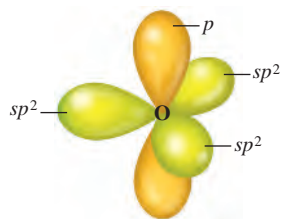
Now we are ready to use our model to describe the bonding in carbon dioxide. The  $sp$  orbitals on carbon form  $\sigma$  bonds with the  $sp^2$  orbitals on the two oxygen atoms (see Fig. 9.15). The remaining  $sp^2$  orbitals on the oxygen atoms hold lone pairs. The  $\pi$  bonds between the carbon atom and each oxygen atom are formed by the overlap of parallel  $2p$  orbitals. The  $sp$  hybridized carbon atom has two unhybridized  $p$  orbitals, pictured in Fig. 9.17. Each of these  $p$  orbitals is used to form a  $\pi$  bond with an oxygen atom (see

More rigorous theoretical models of  $\text{CO}_2$  indicate that each of the oxygen atoms uses two  $p$  orbitals simultaneously to form the pi bonds to the carbon atom, thus leading to unusually strong  $\text{C}=\text{O}$  bonds.

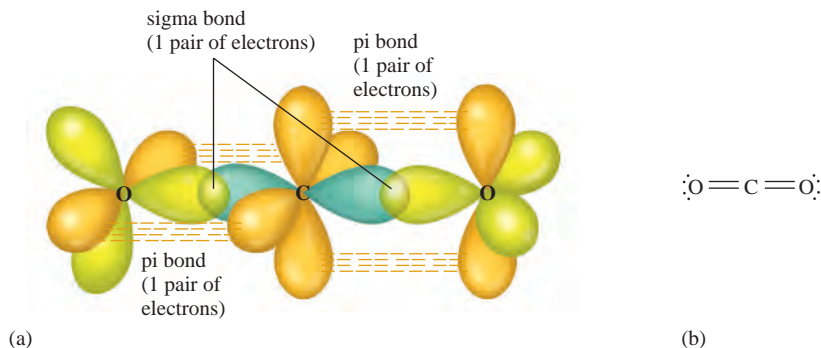
**Figure 9.17**

The orbitals of an  $sp$  hybridized carbon atom.

\*We will assume that minimizing electron repulsions also is important for the peripheral atoms in a molecule and apply the VSEPR model to these atoms as well.



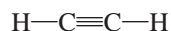
**Figure 9.18**  
The orbital arrangement for an  $sp^2$  hybridized oxygen atom.



**Figure 9.19**  
(a) The orbitals used to form the bonds in carbon dioxide. Note that the carbon–oxygen double bonds each consist of one  $\sigma$  bond and one  $\pi$  bond. (b) The Lewis structure for carbon dioxide.

Fig. 9.18). The total bonding picture for the  $\text{CO}_2$  molecule is shown in Fig. 9.19. Note that this picture of the bonding neatly explains the arrangement of electrons predicted by the Lewis structure.

Another molecule whose bonding can be described by  $sp$  hybridization is acetylene ( $\text{C}_2\text{H}_2$ ), which has the systematic name ethyne. The Lewis structure for acetylene is



Because the triple bond counts as one effective repulsive unit, each carbon has two effective pairs, which requires a linear arrangement. Thus each carbon atom requires  $sp$  hybridization, leaving two unchanged  $p$  orbitals (see Fig. 9.16). One of the oppositely oriented (see Fig. 9.14)  $sp$  orbitals is used to form a bond to the hydrogen atom; the other  $sp$  orbital overlaps with the similar  $sp$  orbital on the other carbon to form the sigma bond. The two pi bonds are formed from the overlap of the two  $p$  orbitals on each carbon. This accounts for the triple bond (one sigma and two pi bonds) in acetylene.

## EXAMPLE 9.2 — The Localized Electron Model II

Describe the bonding in the  $\text{N}_2$  molecule.

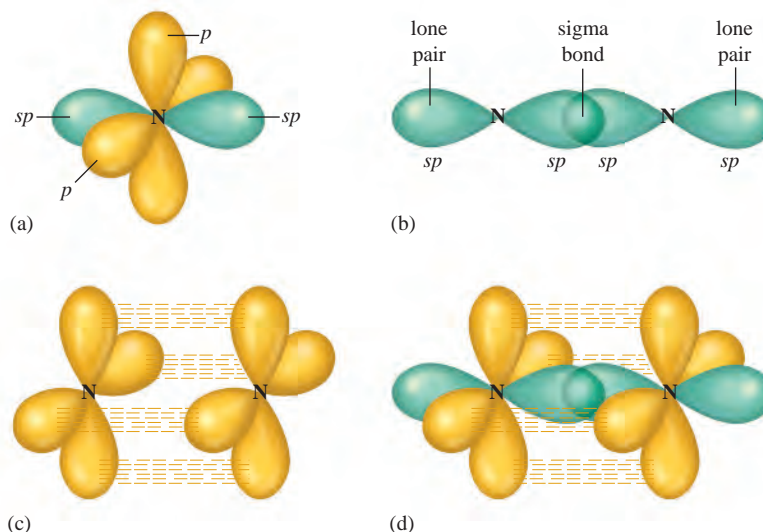
### Solution

The Lewis structure for the nitrogen molecule is



where each nitrogen atom is surrounded by two effective pairs. (Remember that a multiple bond counts as one effective pair.) This gives a linear arrangement (180 degrees) requiring a pair of oppositely directed orbitals. This situation requires  $sp$  hybridization. Each nitrogen atom in the nitrogen molecule has two  $sp$  hybrid orbitals and two unchanged  $p$  orbitals, as shown in Fig. 9.20(a). The  $sp$  orbitals are used to form the  $\sigma$  bond between the nitrogen atoms and to hold lone pairs, as shown in Fig. 9.20(b). The  $p$  orbitals are used to form the two  $\pi$  bonds [see Fig. 9.20(c)]; each pair of overlapping parallel  $p$  orbitals holds one electron pair. Such bonding accounts for the electron arrangement given by the Lewis structure. The triple bond consists of a  $\sigma$  bond (overlap of two  $sp$  orbitals) and two  $\pi$  bonds (each one from an overlap of two  $p$  orbitals). In addition, a lone pair occupies an  $sp$  orbital on each nitrogen atom.

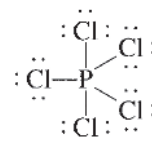
SEE EXERCISES 9.19 AND 9.20

**Figure 9.20**

(a) An  $sp$  hybridized nitrogen atom. There are two  $sp$  hybrid orbitals and two unhybridized  $p$  orbitals. (b) The  $\sigma$  bond in the  $N_2$  molecule. (c) The two  $\pi$  bonds in  $N_2$  are formed when electron pairs are shared between two sets of parallel  $p$  orbitals. (d) The total bonding picture for  $N_2$ .

### $dsp^3$ Hybridization

To illustrate the treatment of a molecule in which the central atom exceeds the octet rule, consider the bonding in the phosphorus pentachloride molecule ( $PCl_5$ ). The Lewis structure

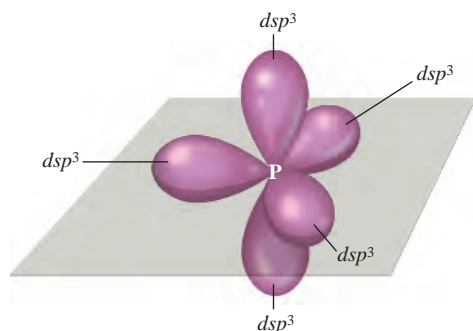


shows that the phosphorus atom is surrounded by five electron pairs. Since five pairs require a trigonal bipyramidal arrangement, we need a trigonal bipyramidal set of atomic orbitals on phosphorus. Such a set of orbitals is formed by  $dsp^3$  hybridization of one  $d$  orbital, one  $s$  orbital, and three  $p$  orbitals, as shown in Fig. 9.21.

The  $dsp^3$  hybridized phosphorus atom in the  $PCl_5$  molecule uses its five  $dsp^3$  orbitals to share electrons with the five chlorine atoms. Note that a set of five effective pairs around a given atom always requires a trigonal bipyramidal arrangement, which in turn requires  $dsp^3$  hybridization of that atom.

The Lewis structure for  $PCl_5$  shows that each chlorine atom is surrounded by four electron pairs. This requires a tetrahedral arrangement, which in turn requires a set of four  $sp^3$  orbitals on each chlorine atom.

Now we can describe the bonding in the  $PCl_5$  molecule shown in Fig. 9.22. The five P—Cl  $\sigma$  bonds are formed by sharing electrons between a  $dsp^3$  orbital\* on the phosphorus atom and an orbital on each chlorine.

**Figure 9.21**

A set of  $dsp^3$  hybrid orbitals on a phosphorus atom. Note that the set of five  $dsp^3$  orbitals has a trigonal bipyramidal arrangement. (Each  $dsp^3$  orbital also has a small lobe that is not shown in this diagram.)

**Figure 9.22**

The structure of the  $PCl_5$  molecule.

\*There is considerable controversy about whether the  $d$  orbitals are as heavily involved in the bonding in these molecules as this model predicts. However, this matter is beyond the scope of this text.

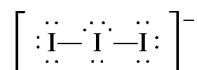


**EXAMPLE 9.3** — **The Localized Electron Model III**

Describe the bonding in the triiodide ion ( $\text{I}_3^-$ ).

**Solution**

The Lewis structure for  $\text{I}_3^-$

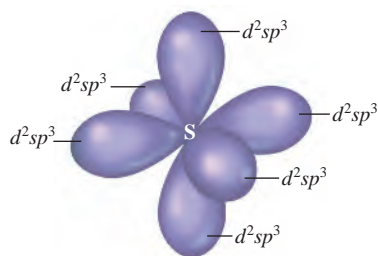


shows that the central iodine atom has five pairs of electrons (see Section 8.11). A set of five pairs requires a trigonal bipyramidal arrangement, which in turn requires a set of  $dsp^3$  orbitals. The outer iodine atoms have four pairs of electrons, which calls for a tetrahedral arrangement and  $sp^3$  hybridization.

Thus the central iodine is  $dsp^3$  hybridized. Three of these hybrid orbitals hold lone pairs, and two of them overlap with  $sp^3$  orbitals of the other two iodine atoms to form  $\sigma$  bonds.

**SEE EXERCISE 9.25**

$d^2sp^3$  hybridization gives six orbitals arranged octahedrally.

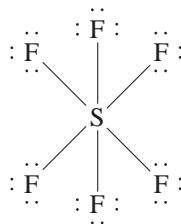


**Figure 9.23**

An octahedral set of  $d^2sp^3$  orbitals on a sulfur atom. The small lobe of each hybrid orbital has been omitted for clarity.

 **$d^2sp^3$  Hybridization**

Some molecules have six pairs of electrons around a central atom; an example is sulfur hexafluoride ( $\text{SF}_6$ ), which has the Lewis structure



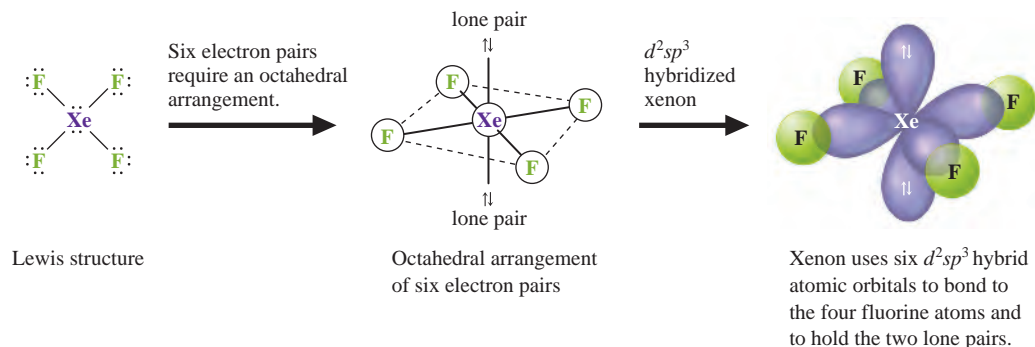
This requires an octahedral arrangement of pairs and in turn an octahedral set of six hybrid orbitals, or  **$d^2sp^3$  hybridization**, in which two  $d$  orbitals, one  $s$  orbital, and three  $p$  orbitals are combined (see Fig. 9.23). Six electron pairs around an atom are always arranged octahedrally and require  $d^2sp^3$  hybridization of the atom. Each of the  $d^2sp^3$  orbitals on the sulfur atom is used to bond to a fluorine atom. Since there are four pairs on each fluorine atom, the fluorine atoms are assumed to be  $sp^3$  hybridized.

**EXAMPLE 9.4** — **The Localized Electron Model IV**

How is the xenon atom in  $\text{XeF}_4$  hybridized?

**Solution**

As seen in Example 8.13,  $\text{XeF}_4$  has six pairs of electrons around xenon that are arranged octahedrally to minimize repulsions. An octahedral set of six atomic orbitals is required to hold these electrons, and the xenon atom is  $d^2sp^3$  hybridized.



SEE EXERCISE 9.26

**The Localized Electron Model: A Summary**

The description of a molecule using the localized electron model involves three distinct steps.




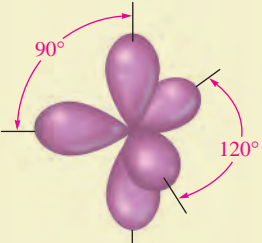
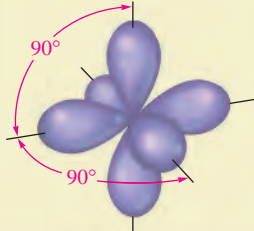
**PROBLEM-SOLVING STRATEGY****Using the Localized Electron Model**

- 1 ► Draw the Lewis structure(s).
- 2 ► Determine the arrangement of electron pairs using the VSEPR model.
- 3 ► Specify the hybrid orbitals needed to accommodate the electron pairs.

It is important to do the steps in this order. For a model to be successful, it must follow nature's priorities. In the case of bonding, it seems clear that the tendency for a molecule to minimize its energy is more important than the maintenance of the characteristics of atoms as they exist in the free state. The atoms adjust to meet the "needs" of the molecule. When considering the bonding in a particular molecule, therefore, we always start with the molecule rather than the component atoms. In the molecule the electrons will be arranged to give each atom a noble gas configuration, where possible, and to minimize electron-pair repulsions. We then assume that the atoms adjust their orbitals by hybridization to allow the molecule to adopt the structure that gives the minimum energy.

In applying the localized electron model, we must remember not to overemphasize the characteristics of the separate atoms. It is not where the valence electrons originate that is important; it is where they are needed in the molecule to achieve stability. In the same vein, it is not the orbitals in the isolated atom that matter, but which orbitals the molecule requires for minimum energy.

The requirements for the various types of hybridization are summarized in Fig. 9.24 on the following page.

Number of Effective Pairs	Arrangement of Pairs	Hybridization Required
2	Linear	$sp$ 
3	Trigonal planar	$sp^2$ 
4	Tetrahedral	$sp^3$ 
5	Trigonal bipyramidal	$dsp^3$ 
6	Octahedral	$d^2sp^3$ 

**Figure 9.24**

The relationship of the number of effective pairs, their spatial arrangement, and the hybrid orbital set required.

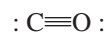
### EXAMPLE 9.5 The Localized Electron Model V

For each of the following molecules or ions, predict the hybridization of each atom, and describe the molecular structure.

- a. CO    b.  $\text{BF}_4^-$     c.  $\text{XeF}_2$

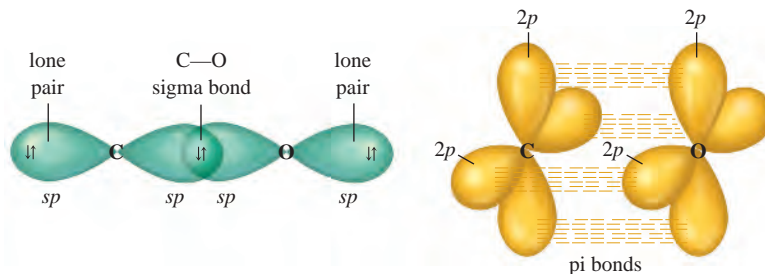
#### Solution

- a. The CO molecule has 10 valence electrons, and its Lewis structure is

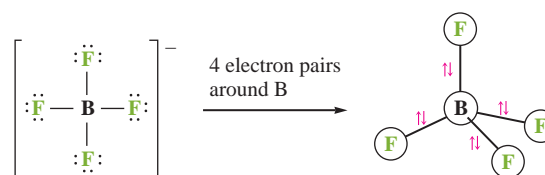


Each atom has two effective pairs, which means that both are  $sp$  hybridized. The triple bond consists of a  $\sigma$  bond produced by overlap of an  $sp$  orbital from each atom and

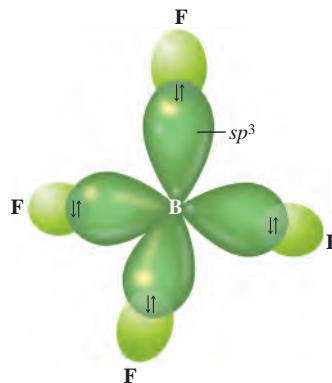
two  $\pi$  bonds produced by overlap of  $2p$  orbitals from each atom. The lone pairs are in  $sp$  orbitals. Since the CO molecule has only two atoms, it must be linear.



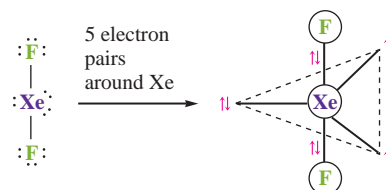
- b. The  $\text{BF}_4^-$  ion has 32 valence electrons. The Lewis structure shows four pairs of electrons around the boron atom, which means a tetrahedral arrangement:



This requires  $sp^3$  hybridization of the boron atom. Each fluorine atom also has four electron pairs and can be assumed to be  $sp^3$  hybridized (only one  $sp^3$  orbital is shown for each fluorine atom). The  $\text{BF}_4^-$  ion's molecular structure is tetrahedral.

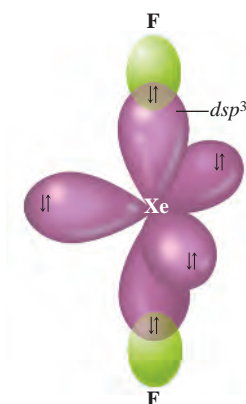


- c. The  $\text{XeF}_2$  molecule has 22 valence electrons. The Lewis structure shows five electron pairs on the xenon atom, which requires a trigonal bipyramidal arrangement:



Note that the lone pairs are placed in the plane where they are 120 degrees apart. To accommodate five pairs at the vertices of a trigonal bipyramid requires that the xenon atom adopt a set of five  $dsp^3$  orbitals. Each fluorine atom has four electron pairs and

can be assumed to be  $sp^3$  hybridized. The  $\text{XeF}_2$  molecule has a linear arrangement of atoms.



SEE EXERCISES 9.29 AND 9.30

## 9.2 ► The Molecular Orbital Model

We have seen that the localized electron model is of great value in interpreting the structure and bonding of molecules. However, there are some problems with this model. For example, it incorrectly assumes that electrons are localized, and so the concept of resonance must be added. Also, the model does not deal effectively with molecules containing unpaired electrons. And finally, the model gives no direct information about bond energies.

Molecular orbital theory parallels the atomic theory discussed in Chapter 7.

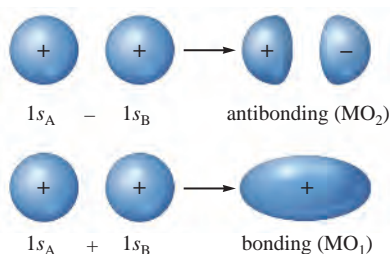
Another model often used to describe bonding is the **molecular orbital model**. To introduce the assumptions, methods, and results of this model, we will consider the simplest of all molecules,  $\text{H}_2$ , which consists of two protons and two electrons. A very stable molecule,  $\text{H}_2$  is lower in energy than the separated hydrogen atoms by 432 kJ/mol.

Since the hydrogen molecule consists of protons and electrons, the same components found in separated hydrogen atoms, it seems reasonable to use a theory similar to the atomic theory discussed in Chapter 7, which assumes that the electrons in an atom exist in orbitals of a given energy. Can we apply this same type of model to the hydrogen molecule? Yes. In fact, describing the  $\text{H}_2$  molecule in terms of quantum mechanics is quite straightforward.

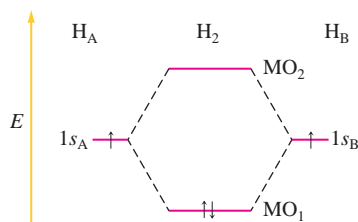
However, even though it is formulated rather easily, this problem cannot be solved exactly. The difficulty is the same as that in dealing with polyelectronic atoms—the electron correlation problem. Since we do not know the details of the electron movements, we cannot deal with the electron–electron interactions in a specific way. We need to make approximations that allow a solution of the problem but do not destroy the model’s physical integrity. The success of these approximations can only be measured by comparing predictions based on theory with experimental observations. In this case we will see that the simplified model works very well.

Just as atomic orbitals are solutions to the quantum mechanical treatment of atoms, **molecular orbitals (MOs)** are solutions to the molecular problem. Molecular orbitals have many of the same characteristics as atomic orbitals. Two of the most important are that they can hold two electrons with opposite spins and that the square of the molecular orbital wave function indicates electron probability.

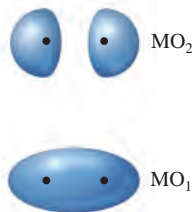
We will now describe the bonding in the hydrogen molecule using this model. The first step is to obtain the hydrogen molecule’s orbitals, a process that is greatly simplified if we assume that the molecular orbitals can be constructed from the hydrogen 1s atomic orbitals.

**Figure 9.25**

The combination of hydrogen 1s atomic orbitals to form MOs. The phases of the orbitals are shown by signs inside the boundary surfaces. When the orbitals are added, the matching phases produce constructive interference, which gives enhanced electron probability between the nuclei. This results in a bonding molecular orbital. When one orbital is subtracted from the other, destructive interference occurs between the opposite phases, leading to a node between the nuclei. This is an antibonding MO.



(a) Energy diagram



(b) Electron probability distribution

**Figure 9.26**

(a) The MO energy-level diagram for the  $H_2$  molecule. (b) The shapes of the MOs are obtained by squaring the wave functions for  $MO_1$  and  $MO_2$ . The positions of the nuclei are indicated by •.

Bonding will result if the molecule has lower energy than the separated atoms.

When the quantum mechanical equations for the hydrogen molecule are solved, two molecular orbitals result, which can be represented as

$$MO_1 = 1s_A + 1s_B$$

$$MO_2 = 1s_A - 1s_B$$

where  $1s_A$  and  $1s_B$  represent the 1s orbitals from the two separated hydrogen atoms. This process is shown schematically in Fig. 9.25.

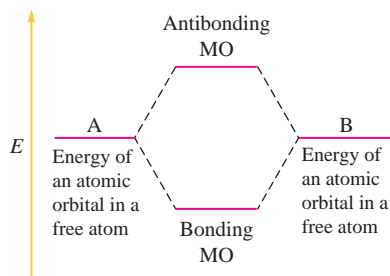
The orbital properties of most interest are size, shape (described by the electron probability distribution), and energy. These properties for the hydrogen molecular orbitals are represented in Fig. 9.26. From Fig. 9.26 we can note several important points:

1. The electron probability of both molecular orbitals is centered along the line passing through the two nuclei. For  $MO_1$  the greatest electron probability is *between* the nuclei, and for  $MO_2$  it is on *either side* of the nuclei. This type of electron distribution is described as *sigma* ( $\sigma$ ), as in the localized electron model. Accordingly, we refer to  $MO_1$  and  $MO_2$  as **sigma ( $\sigma$ ) molecular orbitals**.
2. In the molecule only the molecular orbitals are available for occupation by electrons. The 1s atomic orbitals of the hydrogen atoms no longer exist, because the  $H_2$  molecule—a new entity—has its own set of new orbitals.
3.  $MO_1$  is lower in energy than the 1s orbitals of free hydrogen atoms, while  $MO_2$  is higher in energy than the 1s orbitals. This fact has very important implications for the stability of the  $H_2$  molecule, since if the two electrons (one from each hydrogen atom) occupy the lower-energy  $MO_1$ , they will have lower energy than they do in the two separate hydrogen atoms. This situation favors molecule formation, because nature tends to seek the lowest energy state. That is, the driving force for molecule formation is that the molecular orbital available to the two electrons has lower energy than the atomic orbitals these electrons occupy in the separated atoms. This situation is favorable to bonding, or *probonding*.

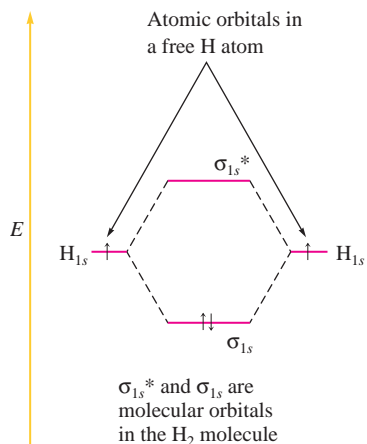
On the other hand, if the two electrons were forced to occupy the higher-energy  $MO_2$ , they would be definitely *antibonding*. In this case, these electrons would have lower energy in the separated atoms than in the molecule, and the separated state would be favored. Of course, since the lower-energy  $MO_1$  is available, the two electrons occupy that MO and the molecule is stable.

We have seen that the molecular orbitals of the hydrogen molecule fall into two classes: bonding and antibonding. A **bonding molecular orbital** is *lower in energy than the atomic orbitals of which it is composed*. Electrons in this type of orbital will favor the molecule; that is, they will favor bonding. An **antibonding molecular orbital** is *higher in energy than the atomic orbitals of which it is composed*. Electrons in this type of orbital will favor the separated atoms (they are antibonding). Figure 9.27 illustrates these ideas.

4. Figure 9.26 shows that for the bonding molecular orbital in the  $H_2$  molecule the electrons have the greatest probability of being between the nuclei. This is exactly what we would expect, since the electrons can lower their energies by being simultaneously attracted by both nuclei. On the other hand, the electron distribution for the antibonding molecular orbital is such that the electrons are mainly outside the space between the nuclei. This type of distribution is not expected to provide any bonding force. In fact, it causes the electrons to be higher in energy than in the separated atoms. Thus the molecular orbital model produces electron distributions and energies that agree with our basic ideas of bonding. This fact reassures us that the model is physically reasonable.
5. The labels on molecular orbitals indicate their symmetry (shape), the parent atomic orbitals, and whether they are bonding or antibonding. Antibonding character is indicated

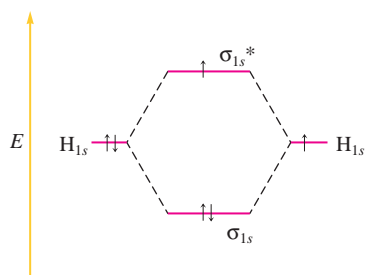


**Figure 9.27**  
Bonding and antibonding molecular orbitals (MOs).



**Figure 9.28**  
A molecular orbital energy-level diagram for the  $H_2$  molecule.

Although the model predicts that  $H_2^-$  should be stable, this ion has never been observed, again emphasizing the perils of simple models.



**Figure 9.29**  
The molecular orbital energy-level diagram for the  $H_2^-$  ion.

by an asterisk. For the  $H_2$  molecule, both MOs have  $\sigma$  symmetry, and both are constructed from hydrogen  $1s$  atomic orbitals. The molecular orbitals for  $H_2$  are therefore labeled as follows:

$$\begin{aligned} MO_1 &= \sigma_{1s} \\ MO_2 &= \sigma_{1s}^* \end{aligned}$$

- Molecular electron configurations can be written in much the same way as atomic (electron) configurations. Since the  $H_2$  molecule has two electrons in the  $\sigma_{1s}$  molecular orbital, the electron configuration is  $\sigma_{1s}^2$ .
- Each molecular orbital can hold two electrons, but the spins must be opposite.
- Orbitals are conserved. The number of molecular orbitals will always be the same as the number of atomic orbitals used to construct them.

Many of the above points are summarized in Fig. 9.28.

Now suppose we could form the  $H_2^-$  ion from a hydride ion ( $H^-$ ) and a hydrogen atom. Would this species be stable? Since the  $H^-$  ion has the configuration  $1s^2$  and the H atom has a  $1s^1$  configuration, we will use  $1s$  atomic orbitals to construct the MO diagram for the  $H_2^-$  ion, as shown in Fig. 9.29. The electron configuration for  $H_2^-$  is  $(\sigma_{1s})^2(\sigma_{1s}^*)^1$ .

The key idea is that the  $H_2^-$  ion will be stable if it has a lower energy than its separated parts. From Fig. 9.29 we see that in going from the separated  $H^-$  ion and H atom to the  $H_2^-$  ion, the model predicts that two electrons are lowered in energy and one electron is raised in energy. In other words, two electrons are bonding and one electron is antibonding. Since more electrons favor bonding,  $H_2^-$  is predicted to be a stable entity—a bond has formed. But how would we expect the bond strengths in the molecules of  $H_2$  and  $H_2^-$  to compare?

In the formation of the  $H_2$  molecule, two electrons are lowered in energy and no electrons are raised in energy compared with the parent atoms. When  $H_2^-$  is formed, two electrons are lowered in energy and one is raised, producing a *net lowering of the energy of only one electron*. Thus the model predicts that  $H_2$  is *twice as stable* as  $H_2^-$  with respect to their separated components. In other words, the bond in the  $H_2$  molecule is predicted to be about twice as strong as the bond in the  $H_2^-$  ion.

## Bond Order

To indicate bond strength, we use the concept of bond order. **Bond order** is *the difference between the number of bonding electrons and the number of antibonding electrons divided by 2*.

$$\text{Bond order} = \frac{\text{number of bonding electrons} - \text{number of antibonding electrons}}{2}$$

We divide by 2 because, from the localized electron model, we are used to thinking of bonds in terms of *pairs* of electrons.

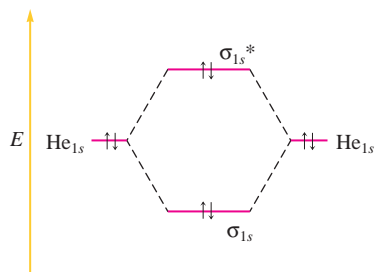
Since the  $H_2$  molecule has two bonding electrons and no antibonding electrons, the bond order is

$$\text{Bond order} = \frac{2 - 0}{2} = 1$$

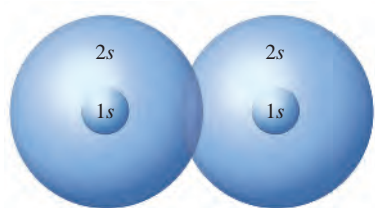
The  $H_2^-$  ion has two bonding electrons and one antibonding electron; the bond order is

$$\text{Bond order} = \frac{2 - 1}{2} = \frac{1}{2}$$

Bond order is an indication of bond strength because it reflects the difference between the number of bonding electrons and the number of antibonding electrons. *Larger bond order means greater bond strength*.



**Figure 9.30**  
The molecular orbital energy-level diagram for the  $\text{He}_2$  molecule.



**Figure 9.31**  
The relative sizes of the lithium 1s and 2s atomic orbitals.



Beryllium metal.

We will now apply the molecular orbital model to the helium molecule ( $\text{He}_2$ ). Does this model predict that this molecule will be stable? Since the He atom has a  $1s^2$  configuration, 1s orbitals are used to construct the molecular orbitals, and the molecule will have four electrons. From the diagram shown in Fig. 9.30 it is apparent that two electrons are raised in energy and two are lowered in energy. Thus the bond order is zero:

$$\frac{2 - 2}{2} = 0$$

This implies that the  $\text{He}_2$  molecule is *not* stable with respect to the two free He atoms, which agrees with the observation that helium gas consists of individual He atoms.

## 9.3 ▶ Bonding in Homonuclear Diatomic Molecules

In this section we consider *homonuclear diatomic molecules* (those composed of two identical atoms) of elements in Period 2 of the periodic table. Since the lithium atom has a  $1s^2 2s^1$  electron configuration, it would seem that we should use the Li 1s and 2s orbitals to form the molecular orbitals of the  $\text{Li}_2$  molecule. However, the 1s orbitals on the lithium atoms are much smaller than the 2s orbitals and therefore do not overlap in space to any appreciable extent (see Fig. 9.31). Thus the two electrons in each 1s orbital can be assumed to be localized and not to participate in the bonding. *To participate in molecular orbitals, atomic orbitals must overlap in space.* This means that only the valence orbitals of the atoms contribute significantly to the molecular orbitals of a particular molecule.

The molecular orbital diagram of the  $\text{Li}_2$  molecule and the shapes of its bonding and antibonding MOs are shown in Fig. 9.32. The electron configuration for  $\text{Li}_2$  (valence electrons only) is  $\sigma_{2s}^2$ , and the bond order is

$$\frac{2 - 0}{2} = 1$$

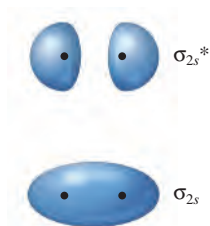
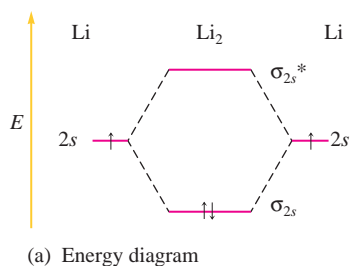
$\text{Li}_2$  is a stable molecule (has lower energy than two separated lithium atoms). However, this does not mean that  $\text{Li}_2$  is the most stable form of elemental lithium. In fact, at normal temperature and pressure, lithium exists as a solid containing many lithium atoms bound to each other.

For the beryllium molecule ( $\text{Be}_2$ ) the bonding and antibonding orbitals both contain two electrons. In this case the bond order is  $(2 - 2)/2 = 0$ , and since  $\text{Be}_2$  is not more stable than two separated Be atoms, no molecule forms. However, beryllium metal contains many beryllium atoms bonded to each other and is stable for reasons we will discuss in Chapter 10.

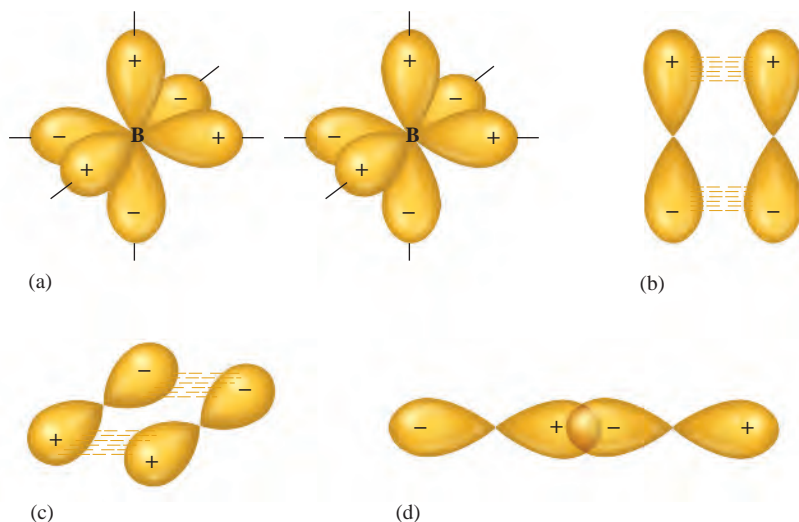
Since the boron atom has a  $1s^2 2s^2 2p^1$  configuration, we describe the  $\text{B}_2$  molecule by considering how *p* atomic orbitals combine to form molecular orbitals. Recall that *p* orbitals have two lobes and that they occur in sets of three mutually perpendicular orbitals [see Fig. 9.33(a)]. When two B atoms approach each other, two pairs of *p* orbitals can overlap in a parallel fashion [Fig. 9.33(b) and (c)] and one pair can overlap head-on [Fig. 9.33(d)].

First, let's consider the molecular orbitals from the head-on overlap. The bonding orbital is formed by reversing the sign of the right orbital so the positive phases of both orbitals match between the nuclei to produce constructive interference. This leads to enhanced electron probability between the nuclei. The antibonding orbital is formed by the direct combination of the orbitals, which gives destructive interference of the positive phase of one orbital with the negative phase of the second orbital. This produces a node between the nuclei, which gives decreased electron probability. Note that the electrons in the bonding MO are, as expected, concentrated between the nuclei, and the electrons in the antibonding MO are concentrated outside the area between the two nuclei. Also, both these MOs are  $\sigma$  molecular orbitals.

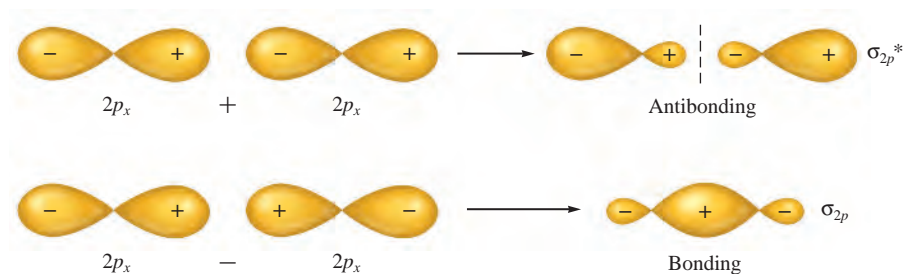



**Figure 9.32**

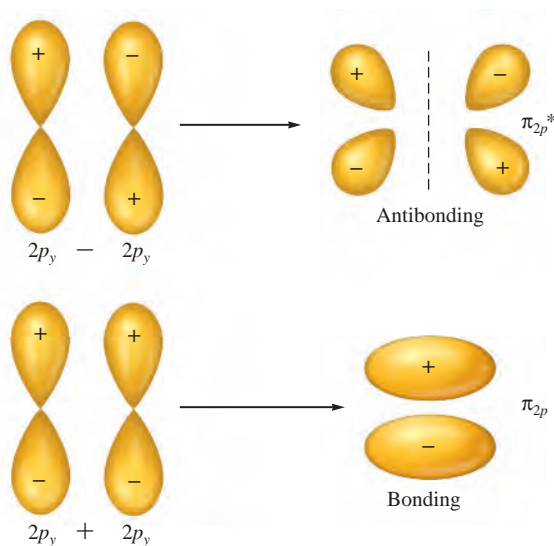
The molecular orbital energy-level diagram for the  $\text{Li}_2$  molecule.

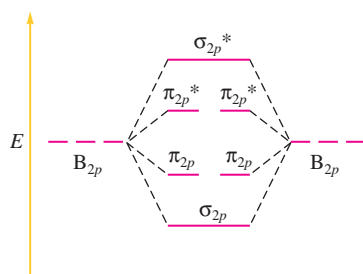

**Figure 9.33**

(a) The three mutually perpendicular  $2p$  orbitals on two adjacent boron atoms. The signs indicate the orbital phases. Two pairs of parallel  $p$  orbitals can overlap, as shown in (b) and (c), and the third pair can overlap head-on, as shown in (d).



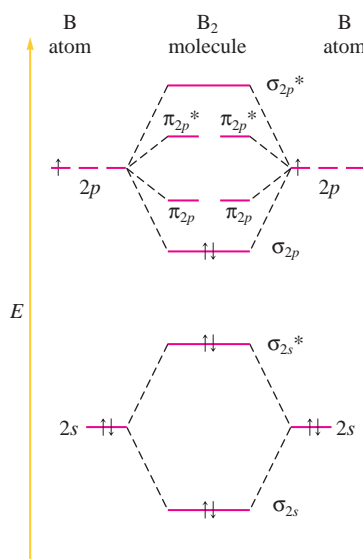
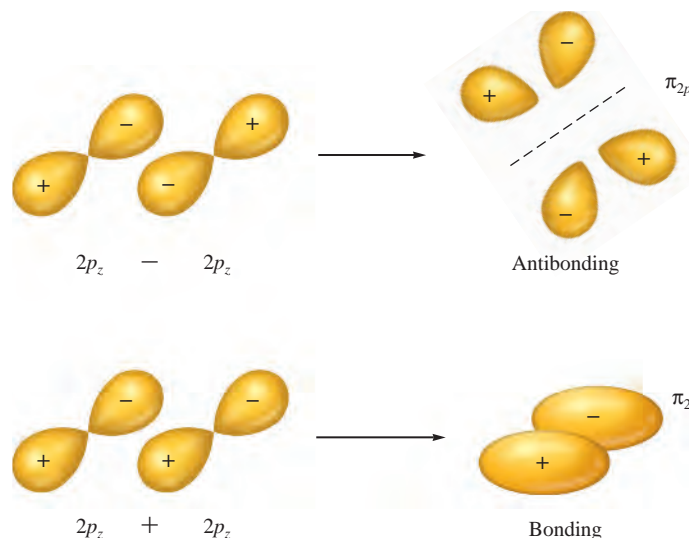
When the parallel  $p$  orbitals are combined with the positive and negative phases matched, constructive interference occurs, giving a bonding  $\pi$  orbital. When the orbitals have opposite phases (the signs of one orbital are reversed), destructive interference occurs, resulting in an antibonding  $\pi$  orbital.





**Figure 9.34**

The *expected* molecular orbital energy-level diagram resulting from the combination of the  $2p$  orbitals on two boron atoms.



**Figure 9.35**

The *expected* molecular orbital energy-level diagram for the  $B_2$  molecule.

Since the electron probability lies above and below the line between the nuclei, both the orbitals are **pi ( $\pi$ ) molecular orbitals**. They are designated as  $\pi_{2p}$  for the bonding MO and  $\pi_{2p}^*$  for the antibonding MO. A similar set of  $\pi$  molecular orbitals is formed from overlap of the parallel  $p_z$  atomic orbitals.

Let's try to make an educated guess about the relative energies of the  $\sigma$  and  $\pi$  molecular orbitals formed from the  $2p$  atomic orbitals. Would we expect the electrons to prefer the  $\sigma$  bonding orbital (where the electron probability is concentrated in the area between the nuclei) or the  $\pi$  bonding orbital? The  $\sigma$  orbital would seem to have the lower energy, since the electrons are closest to the two nuclei. This agrees with the observation that  $\sigma$  interactions are stronger than  $\pi$  interactions.

Figure 9.34 gives the molecular orbital energy-level diagram *expected* when the two sets of  $2p$  orbitals on the boron atoms combine to form molecular orbitals. Note that there are two  $\pi$  bonding orbitals at the same energy (degenerate orbitals) formed from the two pairs of parallel  $p$  orbitals, and there are two degenerate  $\pi$  antibonding orbitals. The energy of the  $\pi_{2p}$  orbitals is expected to be higher than that of the  $\sigma_{2p}$  orbital because  $\sigma$  interactions are generally stronger than  $\pi$  interactions.

To construct the total molecular orbital diagram for the  $B_2$  molecule, we make the assumption that the  $2s$  and  $2p$  orbitals combine separately (in other words, there is no  $2s-2p$  mixing). The resulting diagram is shown in Fig. 9.35. Note that  $B_2$  has six *valence* electrons. (Remember the  $1s$  orbitals and electrons are assumed not to participate in the bonding.) This diagram predicts the bond order:

$$\frac{4 - 2}{2} = 1$$

Therefore,  $B_2$  should be a stable molecule.

## Paramagnetism

At this point we need to discuss an additional molecular property—magnetism. Most materials have no magnetism until they are placed in a magnetic field. However, in the presence of such a field, magnetism of two types can be induced. **Paramagnetism** causes the substance to be attracted into the inducing magnetic field. **Diamagnetism** causes the substance to be repelled from the inducing magnetic field. Figure 9.36 illustrates how

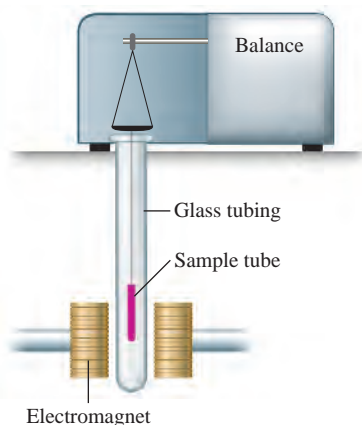
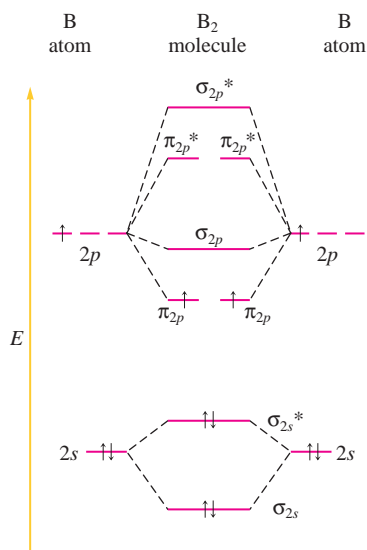
**Figure 9.36**

Diagram of the kind of apparatus used to measure the paramagnetism of a sample. A paramagnetic sample will appear heavier when the electromagnet is turned on because the sample is attracted into the inducing magnetic field.

**Figure 9.37**

The correct molecular orbital energy-level diagram for the  $B_2$  molecule. When  $p$ - $s$  mixing is allowed, the energies of the  $\sigma_{2p}$  and  $\pi_{2p}$  orbitals are reversed. The two electrons from the B  $2p$  orbitals now occupy separate, degenerate  $\pi_{2p}$  molecular orbitals and thus have parallel spins. Therefore, this diagram explains the observed paramagnetism of  $B_2$ .

paramagnetism is measured. The sample is weighed with the electromagnet turned off and then weighed again with the electromagnet turned on. An increase in weight when the field is turned on indicates the sample is paramagnetic. Studies have shown that *paramagnetism is associated with unpaired electrons and diamagnetism is associated with paired electrons*. Any substance that has both paired and unpaired electrons will exhibit a net paramagnetism, since the effect of paramagnetism is much stronger than that of diamagnetism.

The molecular orbital energy-level diagram represented in Fig. 9.35 predicts that the  $B_2$  molecule will be diamagnetic, since the MOs contain only paired electrons. However, experiments show that  $B_2$  is actually paramagnetic with two unpaired electrons. Why does the model yield the wrong prediction? This is yet another illustration of how models are developed and used. In general, we try to use the simplest possible model that accounts for all the important observations. In this case, although the simplest model successfully describes the diatomic molecules up to  $B_2$ , it certainly is suspect if it cannot describe the  $B_2$  molecule correctly. This means we must either discard the model or find a way to modify it.

Let's consider one assumption that we made. In our treatment of  $B_2$ , we have assumed that the  $s$  and  $p$  orbitals combine separately to form molecular orbitals. Calculations show that when the  $s$  and  $p$  orbitals are allowed to mix in the same molecular orbital, a different energy-level diagram results for  $B_2$  (see Fig. 9.37). Note that even though the  $s$  and  $p$  contributions to the MOs are no longer separate, we retain the simple orbital designations. The energies of  $\pi_{2p}$  and  $\sigma_{2p}$  orbitals are reversed by  $p$ - $s$  mixing, and the  $\sigma_{2s}$  and the  $\sigma_{2s}^*$  orbitals are no longer equally spaced relative to the energy of the free  $2s$  orbital.

When the six valence electrons for the  $B_2$  molecule are placed in the modified energy-level diagram, each of the last two electrons goes into one of the degenerate  $\pi_{2p}$  orbitals. This produces a paramagnetic molecule in agreement with experimental results. Thus, when the model is extended to allow  $p$ - $s$  mixing in molecular orbitals, it predicts the correct magnetism. Note that the bond order is  $(4 - 2)/2 = 1$ , as before.

The remaining diatomic molecules of the elements in Period 2 can be described using similar ideas. For example, the  $C_2$  and  $N_2$  molecules use the same set of orbitals as for  $B_2$  (see Fig. 9.37). Because the importance of  $2s$ - $2p$  mixing decreases across the period, the  $\sigma_{2p}$  and  $\pi_{2p}$  orbitals revert to the order expected in the absence of  $2s$ - $2p$  mixing for the molecules  $O_2$  and  $F_2$ , as shown in Fig. 9.38.

Several significant points arise from the orbital diagrams, bond strengths, and bond lengths summarized in Fig. 9.38 for the Period 2 diatomics:

1. There are definite correlations between bond order, bond energy, and bond length. As the bond order predicted by the molecular orbital model increases, the bond energy increases and the bond length decreases. This is a clear indication that the bond order predicted by the model accurately reflects bond strength, and it strongly supports the reasonableness of the MO model.
2. Comparison of the bond energies of the  $B_2$  and  $F_2$  molecules indicates that bond order cannot automatically be associated with a particular bond energy. Although both molecules have a bond order of 1, the bond in  $B_2$  appears to be about twice as strong as the bond in  $F_2$ . As we will see in our later discussion of the halogens,  $F_2$  has an unusually weak single bond due to larger than usual electron-electron repulsions (there are 14 valence electrons on the small  $F_2$  molecule).
3. Note the very large bond energy associated with the  $N_2$  molecule, which the molecular orbital model predicts will have a bond order of 3, a triple bond. The very strong bond in  $N_2$  is the principal reason that many nitrogen-containing compounds are used as high explosives. The reactions involving these explosives give the very stable  $N_2$  molecule as a product, thus releasing large quantities of energy.

	B <sub>2</sub>	C <sub>2</sub>	N <sub>2</sub>	O <sub>2</sub>	F <sub>2</sub>	
	$\sigma_{2p}^*$ ——— $\pi_{2p}^*$ ——— $\sigma_{2p}$ ——— $\pi_{2p}$ $\uparrow$ $\uparrow$ $\sigma_{2s}^*$ $\uparrow\downarrow$ $\sigma_{2s}$ $\uparrow\downarrow$	$\sigma_{2p}^*$ ——— $\pi_{2p}^*$ ——— $\sigma_{2p}$ ——— $\pi_{2p}$ $\uparrow\downarrow$ $\uparrow\downarrow$ $\sigma_{2s}^*$ $\uparrow\downarrow$ $\sigma_{2s}$ $\uparrow\downarrow$	$\sigma_{2p}^*$ ——— $\pi_{2p}^*$ ——— $\sigma_{2p}$ ——— $\pi_{2p}$ $\uparrow\downarrow$ $\uparrow\downarrow$ $\sigma_{2s}^*$ $\uparrow\downarrow$ $\sigma_{2s}$ $\uparrow\downarrow$	$\sigma_{2p}^*$ ——— $\pi_{2p}^*$ $\uparrow$ $\uparrow$ $\pi_{2p}$ $\uparrow\downarrow$ $\uparrow\downarrow$ $\sigma_{2p}$ $\uparrow\downarrow$ $\sigma_{2s}^*$ $\uparrow\downarrow$ $\sigma_{2s}$ $\uparrow\downarrow$	$\sigma_{2p}^*$ ——— $\pi_{2p}^*$ $\uparrow\downarrow$ $\uparrow\downarrow$ $\pi_{2p}$ $\uparrow\downarrow$ $\uparrow\downarrow$ $\sigma_{2p}$ $\uparrow\downarrow$ $\sigma_{2s}^*$ $\uparrow\downarrow$ $\sigma_{2s}$ $\uparrow\downarrow$	
	Magnetism	Paramagnetic	Diamagnetic	Diamagnetic	Paramagnetic	Diamagnetic
	Bond order	1	2	3	2	1
	Observed bond dissociation energy (kJ/mol)	290	620	942	495	154
	Observed bond length (pm)	159	131	110	121	143

**Figure 9.38**

The molecular orbital energy-level diagrams, bond orders, bond energies, and bond lengths for the diatomic molecules B<sub>2</sub> through F<sub>2</sub>. Note that for O<sub>2</sub> and F<sub>2</sub> the  $\sigma_{2p}$  orbital is lower in energy than the  $\pi_{2p}$  orbitals.

- The O<sub>2</sub> molecule is known to be paramagnetic. This can be very convincingly demonstrated by pouring liquid oxygen between the poles of a strong magnet, as shown in Fig. 9.39. The oxygen remains there until it evaporates. Significantly, the molecular orbital model correctly predicts oxygen's paramagnetism, while the localized electron model predicts a diamagnetic molecule.

**Figure 9.39**

When liquid oxygen is poured into the space between the poles of a strong magnet, it remains there until it boils away. This attraction of liquid oxygen for the magnetic field demonstrates the paramagnetism of the O<sub>2</sub> molecule.

**EXAMPLE 9.6** — **The Molecular Orbital Model I**

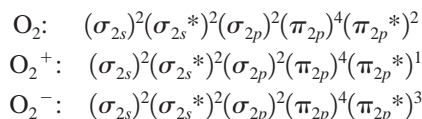
For the species  $O_2$ ,  $O_2^+$ , and  $O_2^-$ , give the electron configuration and the bond order for each. Which has the strongest bond?

**Solution**

The  $O_2$  molecule has 12 valence electrons ( $6 + 6$ );  $O_2^+$  has 11 valence electrons ( $6 + 6 - 1$ ); and  $O_2^-$  has 13 valence electrons ( $6 + 6 + 1$ ). We will assume that the ions can be treated using the same molecular orbital diagram as for the neutral diatomic molecule:

	$O_2$	$O_2^+$	$O_2^-$
$\sigma_{2p}^*$	—	—	—
$\pi_{2p}^*$	$\uparrow \uparrow$	$\uparrow$ —	$\uparrow\downarrow \uparrow$
$\pi_{2p}$	$\uparrow\downarrow \uparrow\downarrow$	$\uparrow\downarrow \uparrow\downarrow$	$\uparrow\downarrow \uparrow\downarrow$
$\sigma_{2p}$	$\uparrow\downarrow$	$\uparrow\downarrow$	$\uparrow\downarrow$
$\sigma_{2s}^*$	$\uparrow\downarrow$	$\uparrow\downarrow$	$\uparrow\downarrow$
$\sigma_{2s}$	$\uparrow\downarrow$	$\uparrow\downarrow$	$\uparrow\downarrow$

The electron configuration for each species can then be taken from the diagram:



The bond orders are:

$$\begin{aligned}
 \text{For } O_2: & \quad \frac{8 - 4}{2} = 2 \\
 \text{For } O_2^+: & \quad \frac{8 - 3}{2} = 2.5 \\
 \text{For } O_2^-: & \quad \frac{8 - 5}{2} = 1.5
 \end{aligned}$$

Thus  $O_2^+$  is expected to have the strongest bond of the three species.

**SEE EXERCISES 9.43 AND 9.44**

**EXAMPLE 9.7** — **The Molecular Orbital Model II**

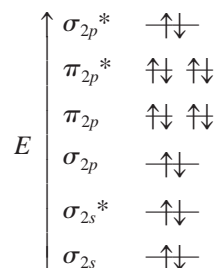
Use the molecular orbital model to predict the bond order and magnetism of each of the following molecules.

- a.  $Ne_2$
- b.  $P_2$

**Solution**

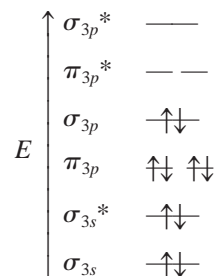
- a. The valence orbitals for Ne are  $2s$  and  $2p$ . Thus we can use the molecular orbitals we have already constructed for the diatomic molecules of the Period 2 elements. The  $Ne_2$

molecule has 16 valence electrons (8 from each atom). Placing these electrons in the appropriate molecular orbitals produces the following diagram:



The bond order is  $(8 - 8)/2 = 0$ , and  $\text{Ne}_2$  does not exist.

- b. The  $\text{P}_2$  molecule contains phosphorus atoms from the third row of the periodic table. We will assume that the diatomic molecules of the Period 3 elements can be treated in a way very similar to that which we have used so far. Thus we will draw the MO diagram for  $\text{P}_2$  analogous to that for  $\text{N}_2$ . The only change will be that the molecular orbitals will be formed from  $3s$  and  $3p$  atomic orbitals. The  $\text{P}_2$  model has 10 valence electrons (5 from each phosphorus atom). The resulting molecular orbital diagram is



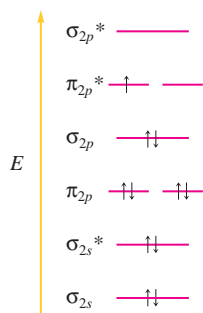
The molecule has a bond order of 3 and is expected to be diamagnetic.

SEE EXERCISES 9.41 THROUGH 9.46

## 9.4 ► Bonding in Heteronuclear Diatomic Molecules

In this section we will deal with selected examples of **heteronuclear** (different atoms) **diatomic molecules**. A special case involves molecules containing atoms adjacent to each other in the periodic table. Since the atoms involved in such a molecule are so similar, we can use the molecular orbital diagram for homonuclear molecules. For example, we can predict the bond order and magnetism of nitric oxide ( $\text{NO}$ ) by placing its 11 valence electrons (5 from nitrogen and 6 from oxygen) in the molecular orbital energy-level diagram shown in Fig. 9.40. The molecule should be paramagnetic and has a bond order of

$$\frac{8 - 3}{2} = 2.5$$

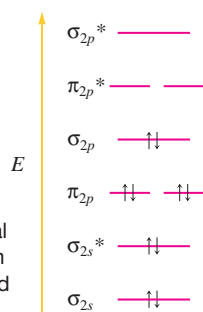


**Figure 9.40**

The molecular orbital energy-level diagram for the  $\text{NO}$  molecule. We assume that orbital order is the same as that for  $\text{N}_2$ . The bond order is 2.5.

Experimentally, nitric oxide is indeed found to be paramagnetic. Notice that this odd-electron molecule is described very naturally by the MO model. In contrast, the localized electron model, in the simple form used in this text, cannot be used readily to treat such molecules.

## EXAMPLE 9.8 The Molecular Orbital Model III



**Figure 9.41**  
The molecular orbital energy-level diagram for both the  $\text{NO}^+$  and  $\text{CN}^-$  ions.

Use the molecular orbital model to predict the magnetism and bond order of the  $\text{NO}^+$  and  $\text{CN}^-$  ions.

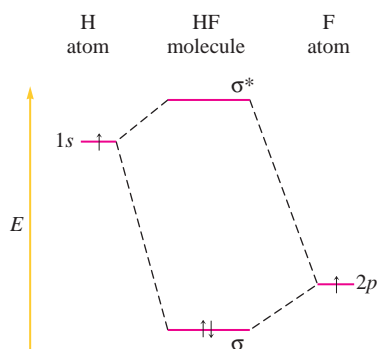
**Solution**

The  $\text{NO}^+$  ion has 10 valence electrons ( $5 + 6 - 1$ ). The  $\text{CN}^-$  ion also has 10 valence electrons ( $4 + 5 + 1$ ). Both ions are therefore diamagnetic and have a bond order derived from the equation

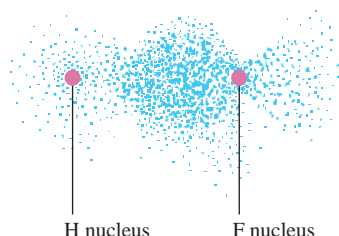
$$\frac{8 - 2}{2} = 3$$

The molecular orbital diagram for these two ions is the same (see Fig. 9.41).

SEE EXERCISES 9.47 AND 9.48



**Figure 9.42**  
A partial molecular orbital energy-level diagram for the HF molecule.



**Figure 9.43**  
The electron probability distribution in the bonding molecular orbital of the HF molecule. Note the greater electron density close to the fluorine atom.

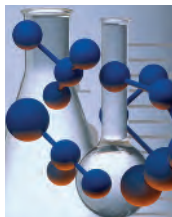
When the two atoms of a diatomic molecule are very different, the energy-level diagram for homonuclear molecules can no longer be used. A new diagram must be devised for each molecule. We will illustrate this case by considering the hydrogen fluoride (HF) molecule. The electron configurations of the hydrogen and fluorine atoms are  $1s^1$  and  $1s^2 2s^2 2p^5$ , respectively. To keep things as simple as possible, we will assume that fluorine uses only one of its  $2p$  orbitals to bond to hydrogen. Thus the molecular orbitals for HF will be composed of fluorine  $2p$  and hydrogen  $1s$  orbitals. Figure 9.42 gives the partial molecular orbital energy-level diagram for HF, focusing only on the orbitals involved in the bonding. We are assuming that fluorine's other valence electrons remain localized on the fluorine. The  $2p$  orbital of fluorine is shown at a lower energy than the  $1s$  orbital of hydrogen on the diagram because fluorine binds its valence electrons more tightly. Thus the  $2p$  electron on a free fluorine atom is at lower energy than the  $1s$  electron on a free hydrogen atom. The diagram predicts that the HF molecule should be stable because both electrons are lowered in energy relative to their energy in the free hydrogen and fluorine atoms, which is the driving force for bond formation.

Because the fluorine  $2p$  orbital is lower in energy than the hydrogen  $1s$  orbital, the electrons prefer to be closer to the fluorine atom. That is, the  $\sigma$  molecular orbital containing the bonding electron pair shows greater electron probability close to the fluorine (see Fig. 9.43). The electron pair is not shared equally. This causes the fluorine atom to have a slight excess of negative charge and leaves the hydrogen atom partially positive. This is *exactly* the bond polarity observed for HF. Thus the molecular orbital model accounts in a straightforward way for the different electronegativities of hydrogen and fluorine and the resulting unequal charge distribution.

## 9.5 ▶ Combining the Localized Electron and Molecular Orbital Models

One of the main difficulties with the localized electron model is its assumption that electrons are localized. This problem is most apparent with molecules for which several valid Lewis structures can be drawn. It is clear that none of these structures taken alone adequately describes the electronic structure of the molecule. The concept of resonance was invented to solve this problem. However, even with resonance included, the localized electron model does not describe molecules and ions such as  $\text{O}_3$  and  $\text{NO}_3^-$  in a very satisfying way.

It would seem that the ideal bonding model would be one with the simplicity of the localized electron model but with the delocalization characteristic of the molecular orbital model. We can achieve this by combining the two models to describe molecules that require resonance. Note that for species such as  $\text{O}_3$  and  $\text{NO}_3^-$  the double bond changes

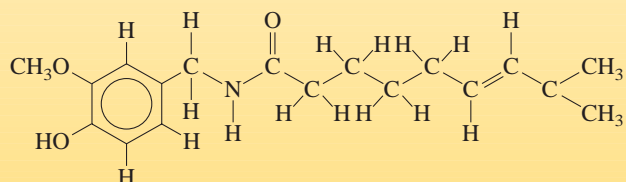


## chemical connections

### What's Hot?

One of the best things about New Mexico is the food. Authentic New Mexican cuisine employs liberal amounts of green and red chilies—often called *chili peppers*. Chilies apparently originated in parts of South America and were spread north by birds. When Columbus came to North America, which he originally thought was India, he observed the natives using chilies for spicing foods. When he took chilies back to Europe, Columbus mistakenly called them peppers and the name stuck.

The spicy payload of chilies is delivered mainly by the chemical capsaicin, which has the following structure:



Capsaicin was isolated as a pure substance by L. T. Thresh in 1846. Since then substituted capsaicins have also been found in chilies. The spicy power of chilies derives mostly from capsaicin and dihydrocapsaicin.

The man best known for explaining the “heat” of chilies is Wilbur Scoville, who defined the Scoville unit for measuring chili power. He arbitrarily established the hotness of pure capsaicin as 16 million. On this scale a typical green or red chili has a rating of about 2500 Scoville units. You may have had an encounter with habanero chilies that left you looking for a firehose to put out the blaze in your mouth—habaneros have a Scoville rating of about 500,000!

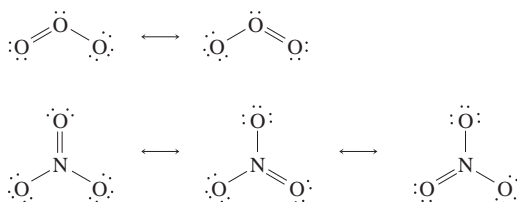
Capsaicin has found many uses outside of cooking. It is used in pepper sprays and repellent sprays for many garden pests, although birds are unaffected by capsaicin. Capsaicin also stimulates the body's circulation and causes pain receptors to release endorphins, similar to the effect produced by intense exercise. Instead of jogging you may want to sit on the couch eating chilies. Either way you are going to sweat.

In molecules that require resonance, it is the  $\pi$  bonding that is most clearly delocalized.

position in the resonance structures (see Fig. 9.44). Since a double bond involves one  $\sigma$  and one  $\pi$  bond, there is a  $\sigma$  bond between all bound atoms in each resonance structure. It is really the  $\pi$  bond that has different locations in the various resonance structures.

Therefore, we conclude that the  $\sigma$  bonds in a molecule can be described as being localized with no apparent problems. It is the  $\pi$  bonding that must be treated as being delocalized. Thus, for molecules that require resonance, we will use the localized electron model to describe the  $\sigma$  bonding and the molecular orbital model to describe the  $\pi$  bonding. This allows us to keep the bonding model as simple as possible and yet give a more physically accurate description of such molecules.

We will illustrate the general method by considering the bonding in benzene, an important industrial chemical that must be handled carefully because it is a known carcino-

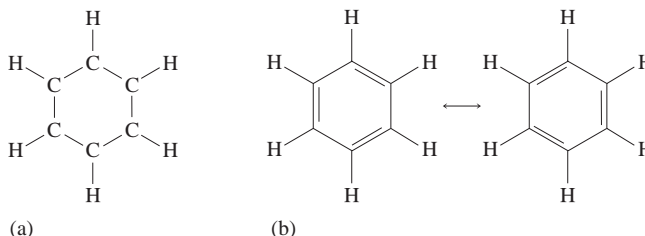


**Figure 9.44**

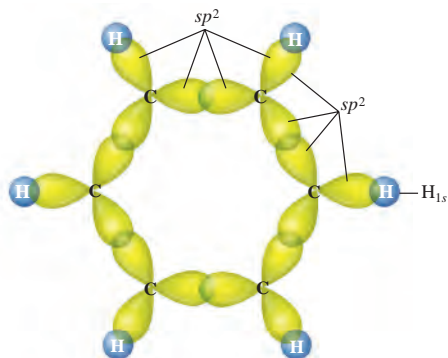
The resonance structures for  $\text{O}_3$  and  $\text{NO}_3^-$ . Note that it is the double bond that occupies various positions in the resonance structures.

**Figure 9.45**

(a) The benzene molecule consists of a ring of six carbon atoms with one hydrogen atom bound to each carbon; all atoms are in the same plane. All the C—C bonds are known to be equivalent. (b) Two of the resonance structures for the benzene molecule. The localized electron model must invoke resonance to account for the six equal C—C bonds.







**Figure 9.46**

The  $\sigma$  bonding system in the benzene molecule.

gen. The benzene molecule ( $C_6H_6$ ) consists of a planar hexagon of carbon atoms with one hydrogen atom bound to each carbon atom, as shown in Fig. 9.45(a). In the molecule all six C—C bonds are known to be equivalent. To explain this fact, the localized electron model must invoke resonance [see Fig. 9.45(b)].

A better description of the bonding in benzene results when we use a combination of the models, as described above. In this description it is assumed that the  $\sigma$  bonds of carbon involve  $sp^2$  orbitals, as shown in Fig. 9.46. These  $\sigma$  bonds are all centered in the plane of the molecule.

Since each carbon atom is  $sp^2$  hybridized, a  $p$  orbital perpendicular to the plane of the ring remains on each carbon atom. These six  $p$  orbitals can be used to form  $\pi$  molecular orbitals, as shown in Fig. 9.47(a). The electrons in the resulting  $\pi$  molecular orbitals are delocalized above and below the plane of the ring, as shown in Fig. 9.47(b). This gives six equivalent C—C bonds, as required by the known structure of the benzene molecule. The benzene structure is often written as

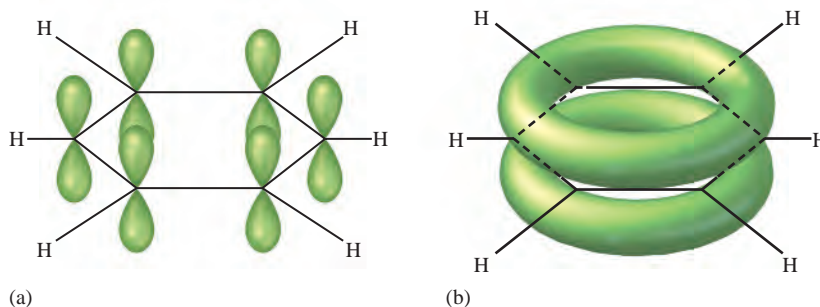


to indicate the **delocalized  $\pi$  bonding** in the molecule.

Very similar treatments can be applied to other planar molecules for which resonance is required by the localized electron model. For example, the  $NO_3^-$  ion can be described using the  $\pi$  molecular orbital system shown in Fig. 9.48. In this molecule each atom is assumed to be  $sp^2$  hybridized, which leaves one  $p$  orbital on each atom perpendicular to the plane of the ion. These  $p$  orbitals can combine to form the  $\pi$  molecular orbital system.

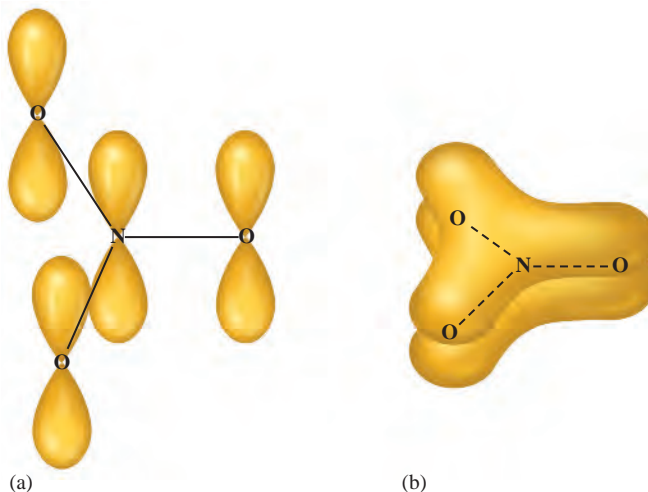
**Figure 9.47**

(a) The  $\pi$  molecular orbital system in benzene is formed by combining the six  $p$  orbitals from the six  $sp^2$  hybridized carbon atoms. (b) The electrons in the resulting  $\pi$  molecular orbitals are delocalized over the entire ring of carbon atoms, giving six equivalent bonds. A composite of these orbitals is represented here.



**Figure 9.48**

(a) The  $p$  orbitals used to form the  $\pi$  bonding system in the  $NO_3^-$  ion. (b) A representation of the delocalization of the electrons in the  $\pi$  molecular orbital system of the  $NO_3^-$  ion.



## ► Key Terms

### Section 9.1

hybridization

$sp^3$  hybridization

hybrid orbitals

$sp^2$  hybridization

sigma ( $\sigma$ ) bond

pi ( $\pi$ ) bond

$sp$  hybridization

$dsp^3$  hybridization

$d^2sp^3$  hybridization

### Section 9.2

molecular orbital model

molecular orbital (MO)

sigma ( $\sigma$ ) molecular orbital

bonding molecular orbital

antibonding molecular orbital

bond order

### Section 9.3

pi ( $\pi$ ) molecular orbital

paramagnetism

diamagnetism

### Section 9.4

heteronuclear diatomic molecule

### Section 9.5

delocalized  $\pi$  bonding

## Two widely used bonding models

- Localized electron model
- Molecular orbital model

### Localized electron model

- Molecule is pictured as a group of atoms sharing electron pairs between atomic orbitals
- Hybrid orbitals, which are combinations of the “native” atomic orbitals, are often required to account for the molecular structure
  - Six electron pairs (octahedral arrangement) requires  $d^2sp^3$  orbitals
  - Five electron pairs (trigonal bipyramidal arrangement) requires  $dsp^3$  orbitals
  - Four electron pairs (tetrahedral arrangement) require  $sp^3$  orbitals
  - Three electron pairs (trigonal planar arrangement) require  $sp^2$  orbitals
  - Two electron pairs (linear arrangement) requires  $sp$  orbitals

### Two types of bonds

- Sigma: electrons are shared in the area centered on a line joining the atoms
- Pi: a shared electron pair occupies the space above and below the line joining the atoms

### Molecular orbital model

- A molecule is assumed to be a new entity consisting of positively charged nuclei and electrons
- The electrons in the molecule are contained in molecular orbitals, which in the simplest form of the model are constructed from the atomic orbitals of the constituent atoms
- The model correctly predicts relative bond strength, magnetism, and bond polarity
- It correctly portrays electrons as being delocalized in polyatomic molecules
- The main disadvantage of the model is that it is difficult to apply qualitatively to polyatomic molecules

### Molecular orbitals are classified in two ways: energy and shape

- Energy
  - A bonding MO is lower in energy than the atomic orbitals from which it is constructed. Electrons in this type of MO are lower in energy in the molecule than in the separated atoms and thus favor molecule formation.
  - An antibonding MO is higher in energy than the atomic orbitals from which it is constructed. Electrons in this type of MO are higher in energy in the molecule than in the separated atoms and thus do not favor molecule formation.
- Shape (symmetry)
  - Sigma ( $\sigma$ ) MOs have their electron probability centered on a line passing through the nuclei
  - Pi ( $\pi$ ) MOs have their electron probability concentrated above and below the line connecting the nuclei

### Bond order is an index of bond strength

$$\text{Bond order} = \frac{\text{number of bonding electrons} - \text{number of antibonding electrons}}{2}$$

### Molecules that require the concept of resonance in the localized electron model can be more accurately described by combining the localized electron and molecular orbital models

- The  $\sigma$  bonds are localized
- The  $\pi$  bonds are delocalized

## REVIEW QUESTIONS

1. Why do we hybridize atomic orbitals to explain the bonding in covalent compounds? What type of bonds form from hybrid orbitals, sigma or pi? Explain.
2. What hybridization is required for central atoms that have a tetrahedral arrangement of electron pairs? A trigonal planar arrangement of electron pairs? A linear arrangement of electron pairs? How many unhybridized  $p$  atomic orbitals are present when a central atom exhibits tetrahedral geometry? Trigonal planar geometry? Linear geometry? What are the unhybridized  $p$  atomic orbitals used for?
3. Describe the bonding in  $\text{H}_2\text{S}$ ,  $\text{CH}_4$ ,  $\text{H}_2\text{CO}$ , and  $\text{HCN}$  using the localized electron model.
4. What hybridization is required for central atoms exhibiting trigonal bipyramidal geometry? Octahedral geometry? Describe the bonding of  $\text{PF}_5$ ,  $\text{SF}_4$ ,  $\text{SF}_6$ , and  $\text{IF}_5$  using the localized electron model.
5. Electrons in  $\sigma$  bonding molecular orbitals are most likely to be found in the region between the two bonded atoms. Why does this arrangement favor bonding? In a  $\sigma$  antibonding orbital, where are the electrons most likely to be found in relation to the nuclei in a bond?
6. Show how  $2s$  orbitals combine to form  $\sigma$  bonding and  $\sigma$  antibonding molecular orbitals. Show how  $2p$  orbitals overlap to form  $\sigma$  bonding,  $\pi$  bonding,  $\pi$  antibonding, and  $\sigma$  antibonding molecular orbitals.
7. What are the relationships among bond order, bond energy, and bond length? Which of these can be measured? Distinguish between the terms *paramagnetic* and *diamagnetic*. What type of experiment can be done to determine if a material is paramagnetic?
8. How does molecular orbital theory explain the following observations?
  - a.  $\text{H}_2$  is stable, while  $\text{He}_2$  is unstable.
  - b.  $\text{B}_2$  and  $\text{O}_2$  are paramagnetic, while  $\text{C}_2$ ,  $\text{N}_2$ , and  $\text{F}_2$  are diamagnetic.
  - c.  $\text{N}_2$  has a very large bond energy associated with it.
  - d.  $\text{NO}^+$  is more stable than  $\text{NO}^-$ .
9. Consider the heteronuclear diatomic molecule HF. Explain in detail how molecular orbital theory is applied to describe the bonding in HF.
10. What is delocalized  $\pi$  bonding and what does it explain? Explain the delocalized  $\pi$  bonding system in  $\text{C}_6\text{H}_6$  (benzene) and  $\text{O}_3$  (ozone).

## ► Active Learning Questions

These questions are designed to be used by groups of students in class.

1. What are molecular orbitals? How do they compare with atomic orbitals? Can you tell by the shape of the bonding and antibonding orbitals which is lower in energy? Explain.
2. Explain the difference between the  $\sigma$  and  $\pi$  MOs for homonuclear diatomic molecules. How are bonding and antibonding orbitals different? Why are there two  $\pi$  MOs and one  $\sigma$  MO? Why are the  $\pi$  MOs degenerate?
3. Compare Figs. 9.35 and 9.37. Why are they different? Because  $\text{B}_2$  is known to be paramagnetic, the  $\pi_{2p}$  and  $\sigma_{2p}$  molecular orbitals must be switched from the first prediction. What is the rationale for this? Why might one expect the  $\sigma_{2p}$  to be lower in energy than the  $\pi_{2p}$ ? Why can't we use diatomic oxygen to help us decide whether the  $\sigma_{2p}$  or  $\pi_{2p}$  is lower in energy?
4. Which of the following would you expect to be more favorable energetically? Explain.
  - a. an  $\text{H}_2$  molecule in which enough energy is added to excite one electron from the bonding to the antibonding MO
  - b. two separate H atoms
5. Draw the Lewis structure for HCN. Indicate the hybrid orbitals, and draw a picture showing all the bonds between the atoms, labeling each bond as  $\sigma$  or  $\pi$ .
6. Which is the more correct statement: "The methane molecule ( $\text{CH}_4$ ) is a tetrahedral molecule because it is  $sp^3$  hybridized" or "The methane molecule ( $\text{CH}_4$ ) is  $sp^3$  hybridized because it is a tetrahedral molecule"? What, if anything, is the difference between these two statements?
7. Compare and contrast the MO model with the LE model. When is each useful?

8. What are the relationships among bond order, bond energy, and bond length? Which of these quantities can be measured?

A blue question or exercise number indicates that the answer to that question or exercise appears at the back of this book and a solution appears in the *Solutions Guide*, as found on PowerLecture.

## ► Questions

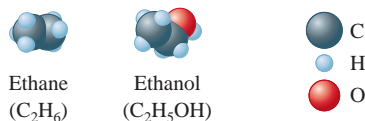
9. In the hybrid orbital model, compare and contrast  $\sigma$  bonds with  $\pi$  bonds. What orbitals form the  $\sigma$  bonds and what orbitals form the  $\pi$  bonds? Assume the  $z$ -axis is the internuclear axis.
10. In the molecular orbital model, compare and contrast  $\sigma$  bonds with  $\pi$  bonds. What orbitals form the  $\sigma$  bonds and what orbitals form the  $\pi$  bonds? Assume the  $z$ -axis is the internuclear axis.
11. Why are  $d$  orbitals sometimes used to form hybrid orbitals? Which period of elements does not use  $d$  orbitals for hybridization? If necessary, which  $d$  orbitals ( $3d$ ,  $4d$ ,  $5d$ , or  $6d$ ) would sulfur use to form hybrid orbitals requiring  $d$  atomic orbitals? Answer the same question for arsenic and for iodine.
12. The atoms in a single bond can rotate about the internuclear axis without breaking the bond. The atoms in a double and triple bond cannot rotate about the internuclear axis unless the bond is broken. Why?
13. Compare and contrast bonding molecular orbitals with antibonding molecular orbitals.
14. What modification to the molecular orbital model was made from the experimental evidence that  $B_2$  is paramagnetic?
15. Why does the molecular orbital model do a better job in explaining the bonding in  $NO^-$  and  $NO$  than the hybrid orbital model?
16. The three  $NO$  bonds in  $NO_3^-$  are all equivalent in length and strength. How is this explained even though any valid Lewis structure for  $NO_3^-$  has one double bond and two single bonds to nitrogen?

## ► Exercises

In this section similar exercises are paired.

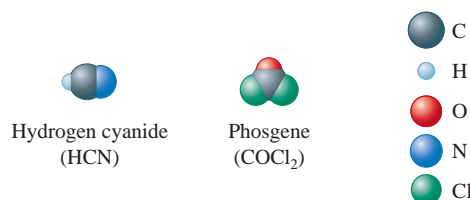
### The Localized Electron Model and Hybrid Orbitals

17. Use the localized electron model to describe the bonding in  $H_2O$ .
18. Use the localized electron model to describe the bonding in  $CCl_4$ .
19. Use the localized electron model to describe the bonding in  $H_2CO$  (carbon is the central atom).
20. Use the localized electron model to describe the bonding in  $C_2H_2$  (exists as  $HCCH$ ).
21. The space-filling models of ethane and ethanol are shown below.

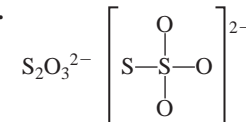
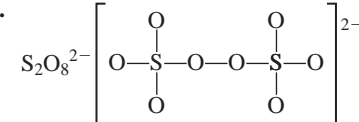


Use the localized electron model to describe the bonding in ethane and ethanol.

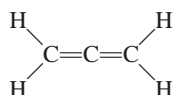
22. The space-filling models of hydrogen cyanide and phosgene are shown below.



Use the localized electron model to describe the bonding in hydrogen cyanide and phosgene.

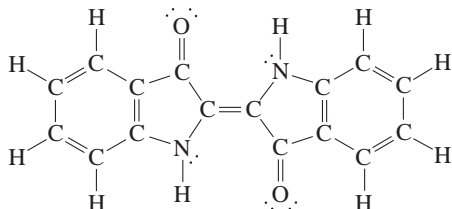
23. Give the expected hybridization of the central atom for the molecules or ions in Exercises 81 and 87 from Chapter 8.
24. Give the expected hybridization of the central atom for the molecules or ions in Exercises 82 and 88 from Chapter 8.
25. Give the expected hybridization of the central atom for the molecules or ions in Exercise 85 from Chapter 8.
26. Give the expected hybridization of the central atom for the molecules in Exercise 86 from Chapter 8.
27. Give the expected hybridization of the central atom for the molecules in Exercises 107 and 108 from Chapter 8.
28. Give the expected hybridization of the central atom for the molecules in Exercises 109 and 110 from Chapter 8.
29. For each of the following molecules, write the Lewis structure(s), predict the molecular structure (including bond angles), give the expected hybrid orbitals on the central atom, and predict the overall polarity.
- a.  $CF_4$       e.  $BeH_2$       i.  $KrF_4$   
b.  $NF_3$       f.  $TeF_4$       j.  $SeF_6$   
c.  $OF_2$       g.  $AsF_5$       k.  $IF_5$   
d.  $BF_3$       h.  $KrF_2$       l.  $IF_3$
30. For each of the following molecules or ions that contain sulfur, write the Lewis structure(s), predict the molecular structure (including bond angles), and give the expected hybrid orbitals for sulfur.
- a.  $SO_2$   
b.  $SO_3$   
c.  $S_2O_3^{2-}$  
- d.  $S_2O_8^{2-}$  
- e.  $SO_3^{2-}$   
f.  $SO_4^{2-}$   
g.  $SF_2$   
h.  $SF_4$   
i.  $SF_6$   
j.  $F_3S-SF$   
k.  $SF_5^+$

31. Why must all six atoms in  $C_2H_4$  lie in the same plane?  
 32. The allene molecule has the following Lewis structure:

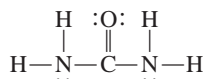


Must all hydrogen atoms lie the same plane? If not, what is their spatial relationship? Explain.

33. Indigo is the dye used in coloring blue jeans. The term *navy blue* is derived from the use of indigo to dye British naval uniforms in the eighteenth century. The structure of the indigo molecule is

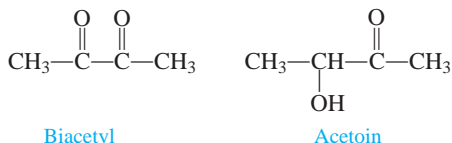


- a. How many  $\sigma$  bonds and  $\pi$  bonds exist in the molecule?  
 b. What hybrid orbitals are used by the carbon atoms in the indigo molecule?  
 34. Urea, a compound formed in the liver, is one of the ways humans excrete nitrogen. The Lewis structure for urea is



Using hybrid orbital theory, which orbitals overlap to form the various bonds in urea?

35. Biacetyl and acetoin are added to margarine to make it taste more like butter.

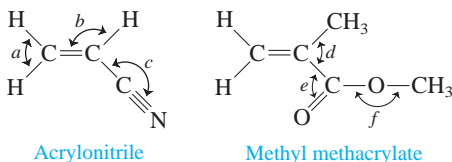


Biacetyl

Acetoin

Complete the Lewis structures, predict values for all  $C-C-O$  bond angles, and give the hybridization of the carbon atoms in these two compounds. Must the four carbon atoms and two oxygen atoms in biacetyl lie the same plane? How many  $\sigma$  bonds and how many  $\pi$  bonds are there in biacetyl and acetoin?

36. Many important compounds in the chemical industry are derivatives of ethylene ( $C_2H_4$ ). Two of them are acrylonitrile and methyl methacrylate.



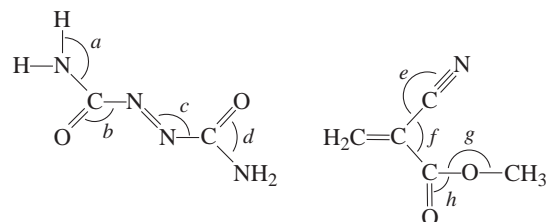
Acrylonitrile

Methyl methacrylate

Complete the Lewis structures, showing all lone pairs. Give approximate values for bond angles  $a$  through  $f$ . Give the hybridization of all carbon atoms. In acrylonitrile, how many of the atoms in the

molecule must lie in the same plane? How many  $\sigma$  bonds and how many  $\pi$  bonds are there in methyl methacrylate and acrylonitrile?

37. Two molecules used in the polymer industry are azodicarbonamide and methyl cyanoacrylate. Their structures are

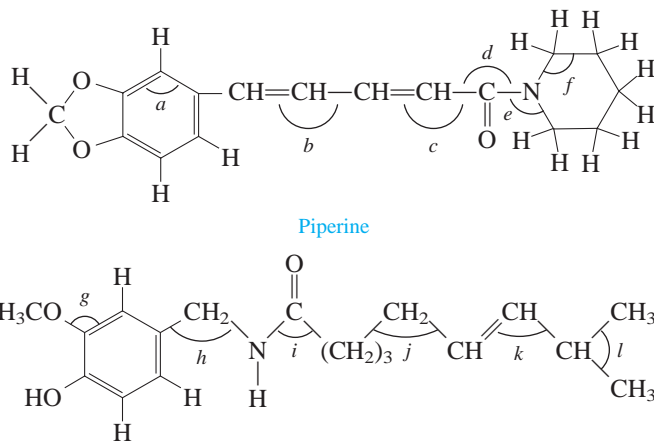


Azodicarbonamide

Methyl cyanoacrylate

Azodicarbonamide is used in forming polystyrene. When added to the molten plastic, it decomposes to nitrogen, carbon monoxide, and ammonia gases, which are captured as bubbles in the molten polymer. Methyl cyanoacrylate is the main ingredient in super glue. As the glue sets, methyl cyanoacrylate polymerizes across the carbon-carbon double bond. (See Chapter 22.)

- a. Complete the Lewis structures showing all lone pairs of electrons.  
 b. Which hybrid orbitals are used by the carbon atoms in each molecule and the nitrogen atom in azodicarbonamide?  
 c. How many  $\pi$  bonds are present in each molecule?  
 d. Give approximate values for the bond angles marked  $a$  through  $h$  in the above structures.  
 38. Hot and spicy foods contain molecules that stimulate pain-detecting nerve endings. Two such molecules are piperine and capsaicin:



Piperine

Capsaicin

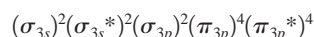
Piperine is the active compound in white and black pepper, and capsaicin is the active compound in chili peppers. The ring structures in piperine and capsaicin are shorthand notation. Each point where lines meet represents a carbon atom.

- a. Complete the Lewis structure for piperine and capsaicin showing all lone pairs of electrons.  
 b. How many carbon atoms are  $sp$ ,  $sp^2$ , and  $sp^3$  hybridized in each molecule?  
 c. Which hybrid orbitals are used by the nitrogen atoms in each molecule?  
 d. Give approximate values for the bond angles marked  $a$  through  $l$  in the above structures.

### The Molecular Orbital Model

39. Which of the following are predicted by the molecular orbital model to be stable diatomic species?
- $\text{H}_2^+$ ,  $\text{H}_2$ ,  $\text{H}_2^-$ ,  $\text{H}_2^{2-}$
  - $\text{He}_2^{2+}$ ,  $\text{He}_2^+$ ,  $\text{He}_2$
40. Which of the following are predicted by the molecular orbital model to be stable diatomic species?
- $\text{N}_2^{2-}$ ,  $\text{O}_2^{2-}$ ,  $\text{F}_2^{2-}$
  - $\text{Be}_2$ ,  $\text{B}_2$ ,  $\text{Ne}_2$

41. Using the molecular orbital model, write electron configurations for the following diatomic species and calculate the bond orders. Which ones are paramagnetic?
- $\text{Li}_2$
  - $\text{C}_2$
  - $\text{S}_2$
42. Consider the following electron configuration:



Give four species that, in theory, would have this electron configuration.

43. Using molecular orbital theory, explain why the removal of one electron in  $\text{O}_2$  strengthens bonding, while the removal of one electron in  $\text{N}_2$  weakens bonding.
44. Using the molecular orbital model to describe the bonding in  $\text{F}_2^+$ ,  $\text{F}_2$ , and  $\text{F}_2^-$ , predict the bond orders and the relative bond lengths for these three species. How many unpaired electrons are present in each species?
45. Which charge(s) for the  $\text{N}_2$  molecule would give a bond order of 2.5?
46. A Lewis structure obeying the octet rule can be drawn for  $\text{O}_2$  as follows:



Use the molecular orbital energy-level diagram for  $\text{O}_2$  to show that the above Lewis structure corresponds to an excited state.

47. Using the molecular orbital model, write electron configurations for the following diatomic species and calculate the bond orders. Which ones are paramagnetic? Place the species in order of increasing bond length and bond energy.
- $\text{CO}$
  - $\text{CO}^+$
  - $\text{CO}^{2+}$
48. Using the molecular orbital model, write electron configurations for the following diatomic species and calculate the bond orders. Which ones are paramagnetic? Place the species in order of increasing bond length and bond energy.
- $\text{CN}^+$
  - $\text{CN}$
  - $\text{CN}^-$

49. In which of the following diatomic molecules would the bond strength be expected to weaken as an electron is removed?
- $\text{H}_2$
  - $\text{B}_2$
  - $\text{C}_2^{2-}$
  - $\text{OF}$
50. In terms of the molecular orbital model, which species in each of the following two pairs will most likely be the one to gain an electron? Explain.
- $\text{CN}$  or  $\text{NO}$
  - $\text{O}_2^{2+}$  or  $\text{N}_2^{2+}$

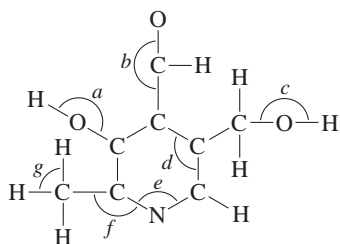
51. Show how two  $2p$  atomic orbitals can combine to form a  $\sigma$  or a  $\pi$  molecular orbital.
52. Show how a hydrogen  $1s$  atomic orbital and a fluorine  $2p$  atomic orbital overlap to form bonding and antibonding molecular orbitals in the hydrogen fluoride molecule. Are these molecular orbitals  $\sigma$  or  $\pi$  molecular orbitals?
53. Use Figs. 9.42 and 9.43 to answer the following questions.
- Would the bonding molecular orbital in HF place greater electron density near the H or the F atom? Why?
  - Would the bonding molecular orbital have greater fluorine  $2p$  character, greater hydrogen  $1s$  character, or an equal contribution from both? Why?
  - Answer the previous two questions for the antibonding molecular orbital in HF.
54. The diatomic molecule OH exists in the gas phase. The bond length and bond energy have been measured to be 97.06 pm and 424.7 kJ/mol, respectively. Assume that the OH molecule is analogous to the HF molecule discussed in the chapter and that molecular orbitals result from the overlap of a lower-energy  $p_z$  orbital from oxygen with the higher-energy  $1s$  orbital of hydrogen (the O—H bond lies along the  $z$ -axis).
- Which of the two molecular orbitals will have the greater hydrogen  $1s$  character?
  - Can the  $2p_x$  orbital of oxygen form molecular orbitals with the  $1s$  orbital of hydrogen? Explain.
  - Knowing that only the  $2p$  orbitals of oxygen will interact significantly with the  $1s$  orbital of hydrogen, complete the molecular orbital energy-level diagram for OH. Place the correct number of electrons in the energy levels.
  - Estimate the bond order for OH.
  - Predict whether the bond order of  $\text{OH}^+$  will be greater than, less than, or the same as that of OH. Explain.

55. Acetylene ( $\text{C}_2\text{H}_2$ ) can be produced from the reaction of calcium carbide ( $\text{CaC}_2$ ) with water. Use both the localized electron and molecular orbital models to describe the bonding in the acetylide anion ( $\text{C}_2^{2-}$ ).
56. Describe the bonding in  $\text{NO}^+$ ,  $\text{NO}^-$ , and  $\text{NO}$  using both the localized electron and molecular orbital models. Account for any discrepancies between the two models.
57. Describe the bonding in the  $\text{O}_3$  molecule and the  $\text{NO}_2^-$  ion using the localized electron model. How would the molecular orbital model describe the  $\pi$  bonding in these two species?
58. Describe the bonding in the  $\text{CO}_3^{2-}$  ion using the localized electron model. How would the molecular orbital model describe the  $\pi$  bonding in this species?

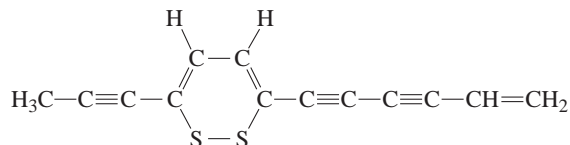
### ► Connecting to Biochemistry

59. Vitamin  $\text{B}_6$  is an organic compound whose deficiency in the human body can cause apathy, irritability, and an increased susceptibility to infections. On the next page is an incomplete Lewis structure for vitamin  $\text{B}_6$ . Complete the Lewis structure and answer the following questions. *Hint:* Vitamin  $\text{B}_6$  can be classified as an organic compound (a compound based on carbon atoms). The majority of Lewis structures for simple organic compounds have all atoms with a formal charge of zero. Therefore, add lone

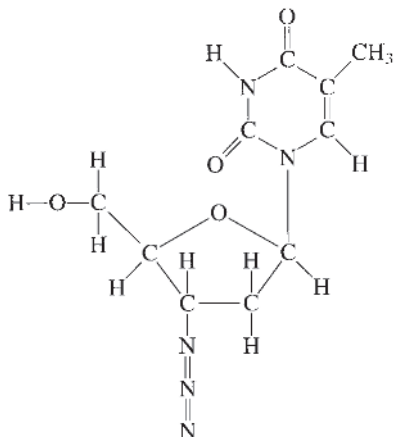
pairs and multiple bonds to the structure below to give each atom a formal charge of zero.



- How many  $\sigma$  bonds and  $\pi$  bonds exist in vitamin B<sub>6</sub>?
  - Give approximate values for the bond angles marked *a* through *g* in the structure.
  - How many carbon atoms are  $sp^2$  hybridized?
  - How many carbon, oxygen, and nitrogen atoms are  $sp^3$  hybridized?
  - Does vitamin B<sub>6</sub> exhibit delocalized  $\pi$  bonding? Explain.
60. The antibiotic thiarubin-A was discovered by studying the feeding habits of wild chimpanzees in Tanzania. The structure for thiarubin-A is

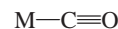


- Complete the Lewis structure showing all lone pairs of electrons.
  - Indicate the hybrid orbitals used by the carbon and sulfur atoms in thiarubin-A.
  - How many  $\sigma$  and  $\pi$  bonds are present in this molecule?
61. One of the first drugs to be approved for use in treatment of acquired immune deficiency syndrome (AIDS) was azidothymidine (AZT). Complete the Lewis structure for AZT.

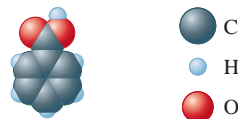


- How many carbon atoms are  $sp^3$  hybridized?
- How many carbon atoms are  $sp^2$  hybridized?
- Which atom is  $sp$  hybridized?
- How many  $\sigma$  bonds are in the molecule?
- How many  $\pi$  bonds are in the molecule?
- What is the N=N=N bond angle in the azide ( $-\text{N}_3$ ) group?
- What is the H—O—C bond angle in the side group attached to the five-membered ring?
- What is the hybridization of the oxygen atom in the  $-\text{CH}_2\text{OH}$  group?

62. The transport of O<sub>2</sub> in the blood is carried out by hemoglobin. Carbon monoxide can interfere with oxygen transport because hemoglobin has a stronger affinity for CO than for O<sub>2</sub>. If CO is present, normal uptake of O<sub>2</sub> is prevented, depriving the body of needed oxygen. Using the molecular orbital model, write the electron configurations for CO and for O<sub>2</sub>. From your configurations, give two property differences between CO and O<sub>2</sub>.
63. Carbon monoxide (CO) forms bonds to a variety of metals and metal ions. Its ability to bond to iron in hemoglobin is the reason that CO is so toxic. The bond carbon monoxide forms to metals is through the carbon atom:



- On the basis of electronegativities, would you expect the carbon atom or the oxygen atom to form bonds to metals?
  - Assign formal charges to the atoms in CO. Which atom would you expect to bond to a metal on this basis?
  - In the MO model, bonding MOs place more electron density near the more electronegative atom. (See the HF molecule in Figs. 9.42 and 9.43.) Antibonding MOs place more electron density near the less electronegative atom in the diatomic molecule. Use the MO model to predict which atom of carbon monoxide should form bonds to metals.
64. The space-filling model for benzoic acid, a food preservative, is shown below.

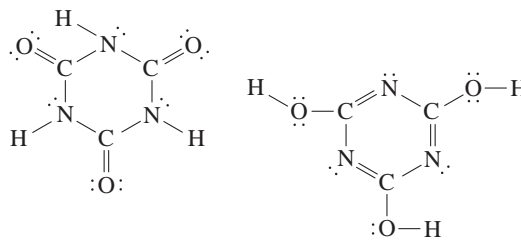


Benzoic acid  
(C<sub>6</sub>H<sub>5</sub>CO<sub>2</sub>H)

Describe the bonding in benzoic acid using the localized electron model combined with the molecular orbital model.

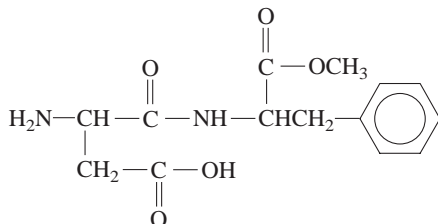
### ► Additional Exercises

65. Draw the Lewis structures, predict the molecular structures, and describe the bonding (in terms of the hybrid orbitals for the central atom) for the following.
- XeO<sub>3</sub>
  - XeO<sub>4</sub>
  - XeOF<sub>4</sub>
  - XeOF<sub>2</sub>
  - XeO<sub>3</sub>F<sub>2</sub>
66. FClO<sub>2</sub> and F<sub>3</sub>ClO can both gain a fluoride ion to form stable anions. F<sub>3</sub>ClO and F<sub>3</sub>ClO<sub>2</sub> will both lose a fluoride ion to form stable cations. Draw the Lewis structures and describe the hybrid orbitals used by chlorine in these ions.
67. Two structures can be drawn for cyanuric acid:



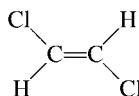
- Are these two structures the same molecule? Explain.

- b. Give the hybridization of the carbon and nitrogen atoms in each structure.
- c. Use bond energies (Table 8.4) to predict which form is more stable; that is, which contains the strongest bonds?
68. Aspartame is an artificial sweetener marketed under the name NutraSweet. A partial Lewis structure for aspartame is shown below.

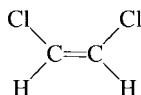


Aspartame can be classified as an organic compound (a compound based on carbon atoms). The majority of Lewis structures for simple organic compounds have all atoms with a formal charge of zero. Therefore, add lone pairs and multiple bonds to the structure above to give each atom a formal charge of zero when drawing the Lewis structure. Also note that the six-sided ring is shorthand notation for a benzene ring ( $-\text{C}_6\text{H}_5$ ). Benzene is discussed in Section 9.5. Complete the Lewis structure for aspartame. How many C and N atoms exhibit  $sp^2$  hybridization? How many C and O atoms exhibit  $sp^3$  hybridization? How many  $\sigma$  and  $\pi$  bonds are in aspartame?

69. Using bond energies from Table 8.4, estimate the barrier to rotation about a carbon-carbon double bond. To do this, consider what must happen to go from



to



in terms of making and breaking chemical bonds; that is, what must happen in terms of the  $\pi$  bond?

70. The three most stable oxides of carbon are carbon monoxide (CO), carbon dioxide (CO<sub>2</sub>), and carbon suboxide (C<sub>3</sub>O<sub>2</sub>). The space-filling models for these three compounds are




For each oxide, draw the Lewis structure, predict the molecular structure, and describe the bonding (in terms of the hybrid orbitals for the carbon atoms).

71. Complete the Lewis structures of the following molecules. Predict the molecular structure, polarity, bond angles, and hybrid orbitals used by the atoms marked by asterisks for each molecule.

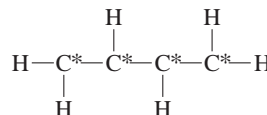
- a. BH<sub>3</sub>



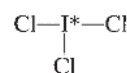
- b. N<sub>2</sub>F<sub>2</sub>



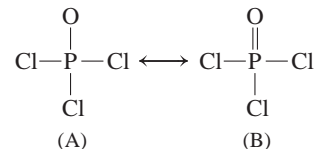
- c. C<sub>4</sub>H<sub>6</sub>



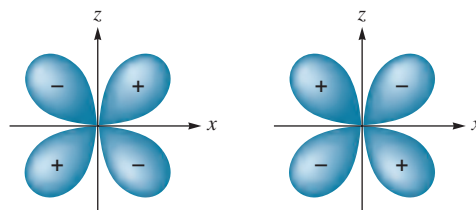
- d. ICl<sub>3</sub>



72. Complete the following resonance structures for POCl<sub>3</sub>.



- a. Would you predict the same molecular structure from each resonance structure?
- b. What is the hybridization of P in each structure?
- c. What orbitals can the P atom use to form the  $\pi$  bond in structure B?
- d. Which resonance structure would be favored on the basis of formal charges?
73. The N<sub>2</sub>O molecule is linear and polar.
- a. On the basis of this experimental evidence, which arrangement, NNO or NON, is correct? Explain your answer.
- b. On the basis of your answer to part a, write the Lewis structure of N<sub>2</sub>O (including resonance forms). Give the formal charge on each atom and the hybridization of the central atom.
- c. How would the multiple bonding in  $:\text{N}\equiv\text{N}-\ddot{\text{O}}:$  be described in terms of orbitals?
74. Describe the bonding in the first excited state of N<sub>2</sub> (the one closest in energy to the ground state) using the molecular orbital model. What differences do you expect in the properties of the molecule in the ground state as compared to the first excited state? (An excited state of a molecule corresponds to an electron arrangement other than that giving the lowest possible energy.)
75. Using an MO energy-level diagram, would you expect F<sub>2</sub> to have a lower or higher first ionization energy than atomic fluorine? Why?
76. Show how a  $d_{xz}$  atomic orbital and a  $p_z$  atomic orbital combine to form a bonding molecular orbital. Assume the  $x$ -axis is the internuclear axis. Is a  $\sigma$  or a  $\pi$  molecular orbital formed? Explain.
77. What type of molecular orbital would result from the in-phase combination of two  $d_{xz}$  atomic orbitals shown below? Assume the  $x$ -axis is the internuclear axis.



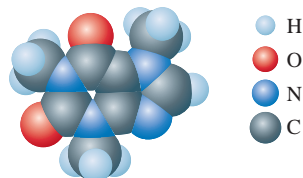
78. Consider three molecules: A, B, and C. Molecule A has a hybridization of  $sp^3$ . Molecule B has two more effective pairs (electron pairs



around the central atom) than molecule A. Molecule C consists of two  $\sigma$  bonds and two  $\pi$  bonds. Give the molecular structure, hybridization, bond angles, and an example for each molecule.

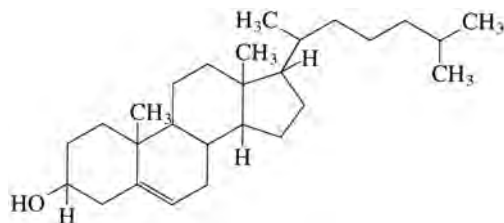
## ► Challenge Problems

79. Consider the following computer-generated model of caffeine:



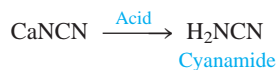
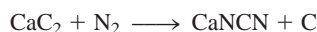
Complete a Lewis structure for caffeine in which all atoms have a formal charge of zero (as is typical with most organic compounds). How many C and N atoms are  $sp^2$  hybridized? How many C and N atoms are  $sp^3$  hybridized?  $sp$  hybridized? How many  $\sigma$  and  $\pi$  bonds are there?

80. Cholesterol ( $C_{27}H_{46}O$ ) has the following structure:

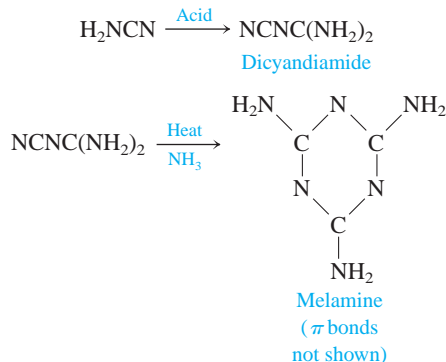


In such shorthand structures, each point where lines meet represents a carbon atom and most H atoms are not shown. Draw the complete structure showing all carbon and hydrogen atoms. (There will be four bonds to each carbon atom.) Indicate which carbon atoms use  $sp^2$  or  $sp^3$  hybrid orbitals. Are all carbon atoms in the same plane, as implied by the structure?

81. Cyanamide ( $H_2NCN$ ), an important industrial chemical, is produced by the following steps:



Calcium cyanamide ( $CaNCN$ ) is used as a direct-application fertilizer, weed killer, and cotton defoliant. It is also used to make cyanamide, dicyandiamide, and melamine plastics:

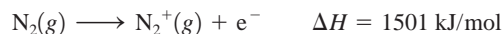


- Write Lewis structures for  $NCN^{2-}$ ,  $H_2NCN$ , dicyandiamide, and melamine, including resonance structures where appropriate.
- Give the hybridization of the C and N atoms in each species.
- How many  $\sigma$  bonds and how many  $\pi$  bonds are in each species?
- Is the ring in melamine planar?
- There are three different C—N bond distances in dicyandiamide,  $NCNC(NH_2)_2$ , and the molecule is nonlinear. Of all the resonance structures you drew for this molecule, predict which should be the most important.

82. In Exercise 89 in Chapter 8, the Lewis structures for benzene ( $C_6H_6$ ) were drawn. Using one of the Lewis structures, estimate  $\Delta H_f^\circ$  for  $C_6H_6(g)$  using bond energies and given that the standard enthalpy of formation of  $C(g)$  is 717 kJ/mol. The experimental  $\Delta H_f^\circ$  value of  $C_6H_6(g)$  is 83 kJ/mol. Explain the discrepancy between the experimental value and the calculated  $\Delta H_f^\circ$  value for  $C_6H_6(g)$ .

83. A flask containing gaseous  $N_2$  is irradiated with 25-nm light.

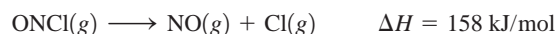
- Using the following information, indicate what species can form in the flask during irradiation.



- What range of wavelengths will produce atomic nitrogen in the flask but will not produce any ions?
- Explain why the first ionization energy of  $N_2$  (1501 kJ/mol) is greater than the first ionization energy of atomic nitrogen (1402 kJ/mol).

84. As compared with CO and  $O_2$ , CS and  $S_2$  are very unstable molecules. Give an explanation based on the relative abilities of the sulfur and oxygen atoms to form  $\pi$  bonds.

85. Values of measured bond energies may vary greatly depending on the molecule studied. Consider the following reactions:



Rationalize the difference in the values of  $\Delta H$  for these reactions, even though each reaction appears to involve only the breaking of one N—Cl bond. (*Hint*: Consider the bond order of the NO bond in ONCl and in NO.)

86. Use the MO model to explain the bonding in  $BeH_2$ . When constructing the MO energy-level diagram, assume that the Be's 1s electrons are not involved in bond formation.

87. *Bond energy* has been defined in the text as the amount of energy required to break a chemical bond, so we have come to think of the addition of energy as breaking bonds. However, in some cases the addition of energy can cause the formation of bonds. For example, in a sample of helium gas subjected to a high-energy source, some  $He_2$  molecules exist momentarily and then dissociate. Use MO theory (and diagrams) to explain why  $He_2$  molecules can come to exist and why they dissociate.

88. Arrange the following from lowest to highest ionization energy: O,  $O_2$ ,  $O_2^-$ ,  $O_2^+$ . Explain your answer.

89. Use the MO model to determine which of the following has the smallest ionization energy:  $N_2$ ,  $O_2$ ,  $N_2^{2-}$ ,  $N_2^-$ ,  $O_2^+$ . Explain your answer.

90. Given that the ionization energy of  $F_2^-$  is 290 kJ/mol do the following:
- Calculate the bond energy of  $F_2^-$ . You will need to look up the bond energy of  $F_2$  and ionization energy of  $F^-$ .
  - Explain the difference in bond energy between  $F_2^-$  and  $F_2$  using MO theory.

### ► Integrative Problems

These problems require the integration of multiple concepts to find the solutions.

91. As the head engineer of your starship in charge of the warp drive, you notice that the supply of dilithium is critically low. While searching for a replacement fuel, you discover some diboron,  $B_2$ .
- What is the bond order in  $Li_2$  and  $B_2$ ?
  - How many electrons must be removed from  $B_2$  to make it isoelectronic with  $Li_2$  so that it might be used in the warp drive?
  - The reaction to make  $B_2$  isoelectronic with  $Li_2$  is generalized (where  $n$  = number of electrons determined in part b) as follows:



How much energy is needed to ionize 1.5 kg  $B_2$  to the desired isoelectronic species?


92. An unusual category of acids known as superacids, which are defined as any acid stronger than 100% sulfuric acid, can be prepared by seemingly simple reactions similar to the one below. In this example, the reaction of anhydrous HF with  $SbF_5$  produces the superacid  $[H_2F]^+[SbF_6]^-$ :



- What are the molecular structures of all species in this reaction? What are the hybridizations of the central atoms in each species?
  - What mass of  $[H_2F]^+[SbF_6]^-$  can be prepared when 2.93 mL anhydrous HF (density = 0.975 g/mL) and 10.0 mL  $SbF_5$  (density = 3.10 g/mL) are allowed to react?
93. Determine the molecular structure and hybridization of the central atom X in the polyatomic ion  $XY_3^+$  given the following information: A neutral atom of X contains 36 electrons, and the element Y makes an anion with a 1- charge, which has the electron configuration  $1s^2 2s^2 2p^6$ .

# Liquids and Solids

- 10.1** ▶ Intermolecular Forces
  - Dipole–Dipole Forces
  - London Dispersion Forces
- 10.2** ▶ The Liquid State
  - Structural Model for Liquids
- 10.3** ▶ An Introduction to Structures and Types of Solids
  - X-Ray Analysis of Solids
  - Types of Crystalline Solids
- 10.4** ▶ Structure and Bonding in Metals
  - Bonding Models for Metals
  - Metal Alloys
- 10.5** ▶ Carbon and Silicon: Network Atomic Solids
  - Ceramics
  - Semiconductors
- 10.6** ▶ Molecular Solids
- 10.7** ▶ Ionic Solids
- 10.8** ▶ Vapor Pressure and Changes of State
  - Vapor Pressure
  - Changes of State
- 10.9** ▶ Phase Diagrams
  - Applications of the Phase Diagram for Water
  - The Phase Diagram for Carbon Dioxide



Icebergs create these beautiful formations in Antarctica.

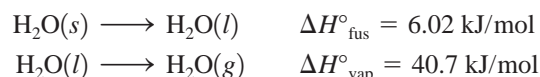


ou have only to think about water to appreciate how different the three states of matter are. Flying, swimming, and ice skating are all done in contact with water in its various forms. Clearly, the arrangements of the water molecules must be significantly different in its gas, liquid, and solid forms.

In Chapter 5 we saw that a gas can be pictured as a substance whose component particles are far apart, are in rapid random motion, and exert relatively small forces on each other. The kinetic molecular model was constructed to account for the ideal behavior that most gases approach at high temperatures and low pressures.

Solids are obviously very different from gases. A gas has low density and high compressibility and completely fills its container. Solids have much greater densities, are compressible only to a very slight extent, and are rigid—a solid maintains its shape irrespective of its container. These properties indicate that the components of a solid are close together and exert large attractive forces on each other.

The properties of liquids lie somewhere between those of solids and gases but not midway between, as can be seen from some of the properties of the three states of water. For example, compare the enthalpy change for the melting of ice at 0°C (the heat of fusion) with that for vaporizing liquid water at 100°C (the heat of vaporization):



These values show a much greater change in structure in going from the liquid to the gaseous state than in going from the solid to the liquid state. This suggests that there are extensive attractive forces among the molecules in liquid water, similar to but not as strong as those in the solid state.

The relative similarity of the liquid and solid states also can be seen in the densities of the three states of water. As shown in Table 10.1, the densities for liquid and solid water are quite close.\* Compressibilities also can be used to explore the relationship among water's states. At 25°C, the density of liquid water changes from 0.99707 g/cm<sup>3</sup> at a pressure of 1 atm to 1.046 g/cm<sup>3</sup> at 1065 atm. Given the large change in pressure, this is a very small variation in the density. Ice also shows little variation in density with increased pressure. On the other hand, at 400°C, the density of gaseous water changes from 3.26 × 10<sup>-4</sup> g/cm<sup>3</sup> at 1 atm pressure to 0.157 g/cm<sup>3</sup> at 242 atm—a huge variation.

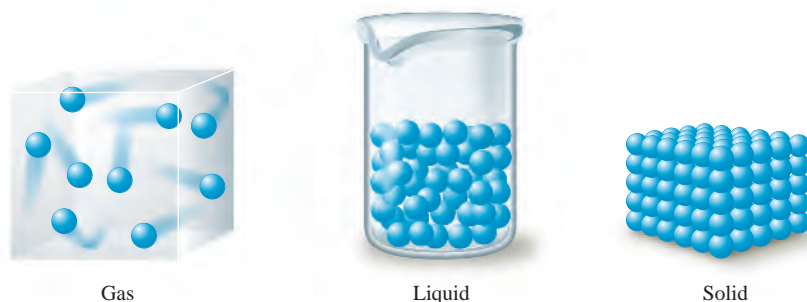
The conclusion is clear. The liquid and solid states show many similarities and are strikingly different from the gaseous state, as shown schematically in Fig. 10.1. We must bear this in mind as we develop models for the structures of solids and liquids.

We will proceed in our study of liquids and solids by first considering the properties and structures of liquids and solids. Then we will consider the changes in state that occur between solid and liquid, liquid and gas, and solid and gas.

\*Although the densities of solid and liquid water are quite similar, as is typical for most substances, water is quite unusual in that the density of its solid state is slightly less than that of its liquid state. For most substances, the density of the solid state is slightly greater than that of the liquid state.

**Table 10.1** ► Densities of the Three States of Water

State	Density (g/cm <sup>3</sup> )
Solid (0°C, 1 atm)	0.9168
Liquid (25°C, 1 atm)	0.9971
Gas (400°C, 1 atm)	$3.26 \times 10^{-4}$

**Figure 10.1**  
Schematic representations of the three states of matter.

Intermolecular forces were introduced in Chapter 5 to explain nonideal gas behavior.

Remember that temperature is a measure of the random motions of the particles in a substance.

Dipole–dipole forces are forces that act between polar molecules.

## 10.1 ► Intermolecular Forces

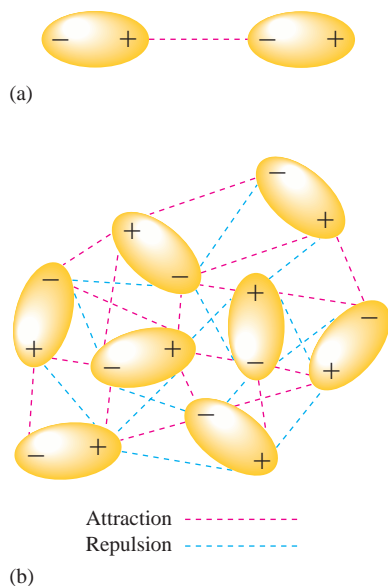
In Chapters 8 and 9 we saw that atoms can form stable units called *molecules* by sharing electrons. This is called *intramolecular* (within the molecule) *bonding*. In this chapter we consider the properties of the **condensed states** of matter (liquids and solids) and the forces that cause the aggregation of the components of a substance to form a liquid or a solid. These forces may involve covalent or ionic bonding, or they may involve weaker interactions usually called **intermolecular forces** (because they occur between, rather than within, molecules).

It is important to recognize that when a substance such as water changes from solid to liquid to gas, *the molecules remain intact*. The changes in states are due to changes in the forces *among* the molecules rather than in those *within* the molecules. In ice, as we will see later in this chapter, the molecules are virtually locked in place, although they can vibrate about their positions. If energy is added, the motions of the molecules increase, and they eventually achieve the greater movement and disorder characteristic of liquid water. The ice has melted. As more energy is added, the gaseous state is eventually reached, with the individual molecules far apart and interacting relatively little. However, the gas still consists of water molecules. It would take much energy to overcome the covalent bonds and decompose the water molecules into their component atoms. This can be seen by comparing the energy needed to vaporize 1 mole of liquid water (40.7 kJ) with that needed to break the O—H bonds in 1 mole of water molecules (934 kJ).

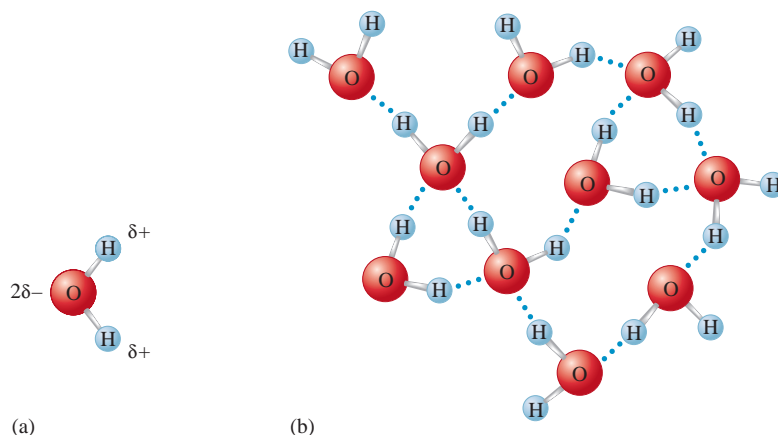
### Dipole–Dipole Forces

As we saw in Section 8.3, molecules with polar bonds often behave in an electric field as if they had a center of positive charge and a center of negative charge. That is, they exhibit a dipole moment. Molecules with dipole moments can attract each other electrostatically by lining up so that the positive and negative ends are close to each other, as shown in Fig. 10.2(a). This is called a **dipole–dipole attraction**. In a condensed state such as a liquid, where many molecules are in close proximity, the dipoles find the best compromise between attraction and repulsion. That is, the molecules orient themselves to maximize the  $\oplus\text{---}\ominus$  interactions and to minimize  $\oplus\text{---}\oplus$  and  $\ominus\text{---}\ominus$  interactions, as represented in Fig. 10.2(b).

Dipole–dipole forces are typically only about 1% as strong as covalent or ionic bonds, and they rapidly become weaker as the distance between the dipoles increases. At low pressures in the gas phase, where the molecules are far apart, these forces are relatively unimportant.

**Figure 10.2**

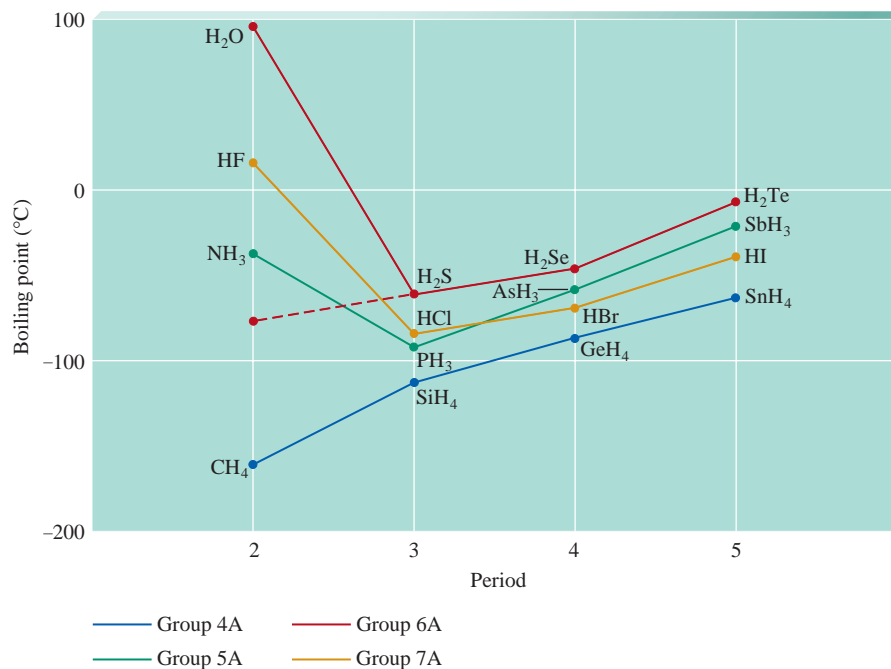
(a) The electrostatic interaction of two polar molecules. (b) The interaction of many dipoles in a condensed state.

**Figure 10.3**

(a) The polar water molecule. (b) Hydrogen bonding (•••) among water molecules. Note that the small size of the hydrogen atom allows for close interactions.

Particularly strong dipole–dipole forces, however, are seen among molecules in which hydrogen is bound to a highly electronegative atom, such as nitrogen, oxygen, or fluorine. Two factors account for the strengths of these interactions: the great polarity of the bond and the close approach of the dipoles, allowed by the very small size of the hydrogen atom. Because dipole–dipole attractions of this type are so unusually strong, they are given a special name—**hydrogen bonding**. Figure 10.3 shows hydrogen bonding among water molecules, which occurs between the partially positive H atoms and the lone pairs on adjacent water molecules.

Hydrogen bonding has a very important effect on physical properties. For example, the boiling points for the covalent hydrides of the elements in Groups 4A, 5A, 6A, and 7A are given in Fig. 10.4. Note that the nonpolar tetrahedral hydrides of Group 4A show a steady increase in boiling point with molar mass (that is, in going down the group), whereas, for the other groups, the lightest member has an unexpectedly high boiling point. Why? The answer lies in the especially large hydrogen bonding interactions that exist

**Figure 10.4**

The boiling points of the covalent hydrides of the elements in Groups 4A, 5A, 6A, and 7A. The dashed line shows the expected boiling point of water if it had no hydrogen bonding.

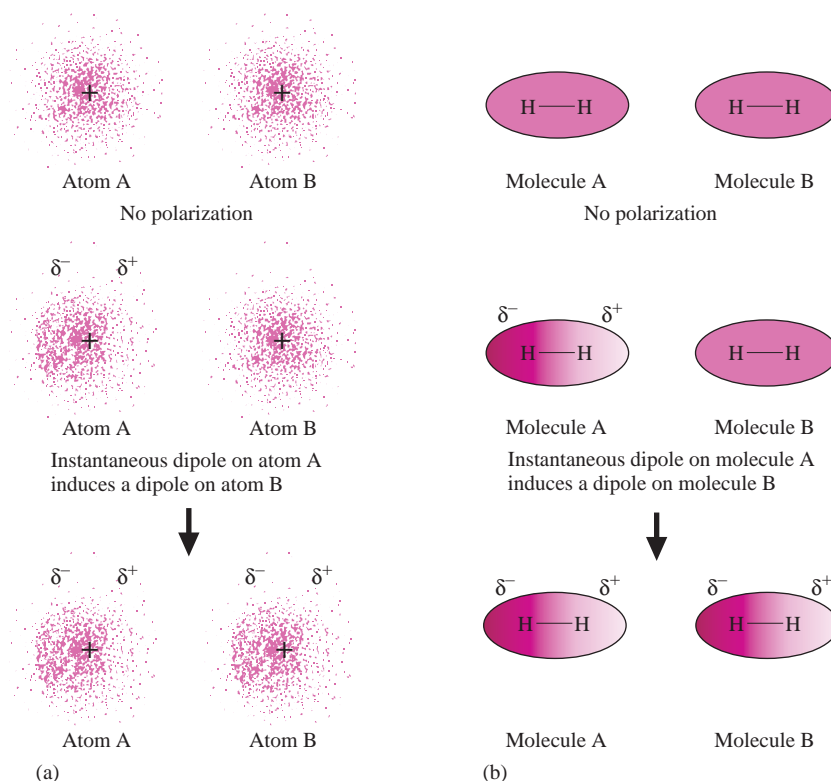
Boiling point will be defined precisely in Section 10.8.

among the smallest molecules with the most polar X—H bonds. These unusually strong hydrogen bonding forces are due primarily to two factors. One factor is the relatively large electronegativity values of the lightest elements in each group, which leads to especially polar X—H bonds. The second factor is the small size of the first element of each group, which allows for the close approach of the dipoles, further strengthening the intermolecular forces. Because the interactions among the molecules containing the lightest elements in Groups 5A and 6A are so strong, an unusually large quantity of energy must be supplied to overcome these interactions and separate the molecules to produce the gaseous state. These molecules will remain together in the liquid state even at high temperatures—hence the very high boiling points.

Hydrogen bonding is also important in organic molecules (molecules with a carbon chain backbone). For example, the alcohols methanol ( $\text{CH}_3\text{OH}$ ) and ethanol ( $\text{CH}_3\text{CH}_2\text{OH}$ ) have much higher boiling points than would be expected from their molar masses because of the polar O—H bonds in these molecules, which produce hydrogen bonding.

## London Dispersion Forces

Even molecules without dipole moments must exert forces on each other. We know this because all substances—even the noble gases—exist in the liquid and solid states under certain conditions. The forces that exist among noble gas atoms and nonpolar molecules are called **London dispersion forces**. To understand the origin of these forces, let's consider a pair of noble gas atoms. Although we usually assume that the electrons of an atom are uniformly distributed about the nucleus, this is apparently not true at every instant. As the electrons move about the nucleus, a momentary nonsymmetrical electron distribution can develop that produces a temporary dipolar arrangement of charge. The formation of this temporary dipole can, in turn, affect the electron distribution of a neighboring atom. That is, this *instantaneous dipole* that occurs accidentally in a given atom can then *induce* a similar dipole in a neighboring atom, as represented in Fig. 10.5(a). This phenomenon leads to an interatomic attraction that is relatively weak and short-lived but that can be very



**Figure 10.5**

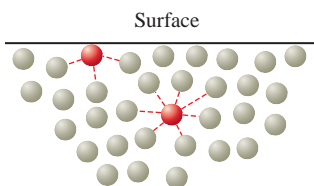
(a) An instantaneous polarization can occur on atom A, creating an instantaneous dipole. This dipole creates an induced dipole on neighboring atom B. (b) Nonpolar molecules such as  $\text{H}_2$  also can develop instantaneous and induced dipoles.

**Table 10.2** ▶ The Freezing Points of the Group 8A Elements

Element	Freezing Point (°C)
Helium*	−269.7
Neon	−248.6
Argon	−189.4
Krypton	−157.3
Xenon	−111.9

\*Helium is the only element that will not freeze by lowering its temperature at 1 atm. Pressure must be applied to freeze helium.

The dispersion forces in molecules with large atoms are quite significant and are often actually more important than dipole–dipole forces.

**Figure 10.6**

A molecule in the interior of a liquid is attracted by the molecules surrounding it, whereas a molecule at the surface of a liquid is attracted only by molecules below it and on each side. Remember that the molecules in a liquid are in constant motion.

For a given volume, a sphere has a smaller surface area than any other shape.

*Surface tension:* the resistance of a liquid to an increase in its surface area.

The composition of glass is discussed in Section 10.5.

significant especially for large atoms (see below). For these interactions to become strong enough to produce a solid, the motions of the atoms must be greatly slowed down. This explains, for instance, why the noble gas elements have such low freezing points (see Table 10.2).

Note from Table 10.2 that the freezing point rises going down the group. The principal cause for this trend is that as the atomic number increases, the number of electrons increases, and there is an increased chance of the occurrence of momentary dipole interactions. We describe this phenomenon using the term *polarizability*, which indicates the ease with which the electron “cloud” of an atom can be distorted to give a dipolar charge distribution. Thus we say that large atoms with many electrons exhibit a higher polarizability than small atoms. This means that the importance of London dispersion forces increases greatly as the size of the atom increases.

These same ideas also apply to nonpolar molecules such as  $\text{H}_2$ ,  $\text{CH}_4$ ,  $\text{CCl}_4$ , and  $\text{CO}_2$  [see Fig. 10.5(b)]. Since none of these molecules has a permanent dipole moment, their principal means of attracting each other is through London dispersion forces.

## 10.2 ▶ The Liquid State

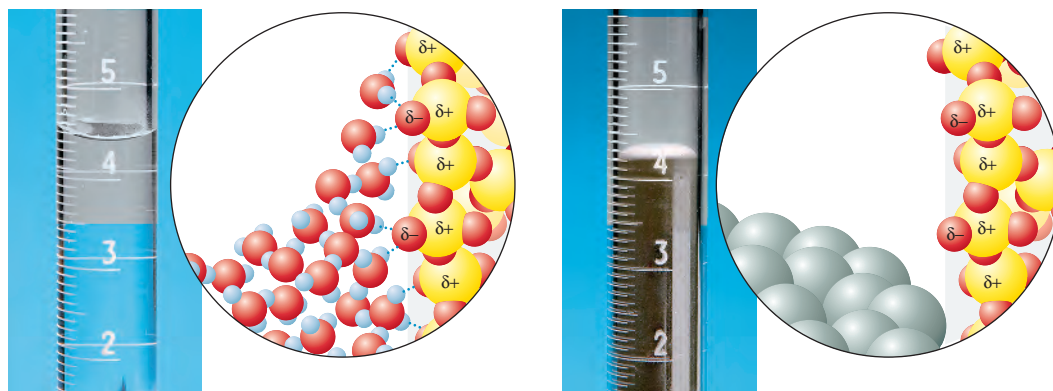
Liquids and liquid solutions are vital to our lives. Of course, water is the most important liquid. Besides being essential to life, water provides a medium for food preparation, for transportation, for cooling in many types of machines and industrial processes, for recreation, for cleaning, and for a myriad of other uses.

Liquids exhibit many characteristics that help us understand their nature. We have already mentioned their low compressibility, lack of rigidity, and high density compared with gases. Many of the properties of liquids give us direct information about the forces that exist among the particles. For example, when a liquid is poured onto a solid surface, it tends to bead as droplets, a phenomenon that depends on the intermolecular forces. Although molecules in the interior of the liquid are completely surrounded by other molecules, those at the liquid surface are subject to attractions only from the side and from below (Fig. 10.6). The effect of this uneven pull on the surface molecules tends to draw them into the body of the liquid and causes a droplet of liquid to assume the shape that has the minimum surface area—a sphere.

To increase a liquid’s surface area, molecules must move from the interior of the liquid to the surface. This requires energy, since some intermolecular forces must be overcome. The resistance of a liquid to an increase in its surface area is called the **surface tension** of the liquid. As we would expect, liquids with relatively large intermolecular forces, such as those with polar molecules, tend to have relatively high surface tensions.

Polar liquids typically exhibit **capillary action**, the spontaneous rising of a liquid in a narrow tube. Two different types of forces are responsible for this property: *cohesive forces*, the intermolecular forces among the molecules of the liquid, and *adhesive forces*, the forces between the liquid molecules and their container. We have already seen how cohesive forces operate among polar molecules. Adhesive forces occur when a container is made of a substance that has polar bonds. For example, a glass surface contains many oxygen atoms with partial negative charges that are attractive to the positive end of a polar molecule such as water. This ability of water to “wet” glass makes it creep up the walls of the tube where the water surface touches the glass. This, however, tends to increase the surface area of the water, which is opposed by the cohesive forces that try to minimize the surface. Thus, because water has both strong cohesive (intermolecular) forces and strong adhesive forces to glass, it “pulls itself” up a glass capillary tube (a tube with a small diameter) to a height where the weight of the column of water just balances the water’s tendency to be attracted to the glass surface. The concave shape of the meniscus (see Fig. 10.7) shows that water’s adhesive forces toward the glass are stronger than its cohesive forces. A nonpolar liquid such as mercury (see Fig. 10.7) shows a convex meniscus. This behavior is characteristic of a liquid in which the cohesive forces are stronger than the adhesive forces toward glass.



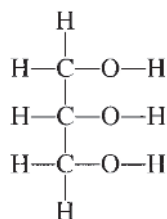


**Figure 10.7**

Nonpolar liquid mercury forms a convex meniscus in a glass tube, whereas polar water forms a concave meniscus.

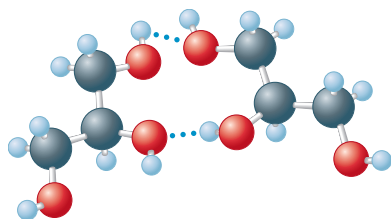
**Viscosity:** a measure of a liquid's resistance to flow.

Another property of liquids strongly dependent on intermolecular forces is **viscosity**, a measure of a liquid's resistance to flow. As might be expected, liquids with large intermolecular forces tend to be highly viscous. For example, glycerol, whose structure is



has an unusually high viscosity due mainly to its high capacity to form hydrogen bonds using its O—H groups (see margin).

Molecular complexity also leads to higher viscosity because very large molecules can become entangled with each other. For example, gasoline, a nonviscous liquid, contains hydrocarbon molecules of the type  $\text{CH}_3-(\text{CH}_2)_n-\text{CH}_3$ , where  $n$  varies from about 3 to 8. However, grease, which is very viscous, contains much larger hydrocarbon molecules in which  $n$  varies from 20 to 25.



Glycerol

## Structural Model for Liquids

In many respects, the development of a structural model for liquids presents greater challenges than the development of such a model for the other two states of matter. In the gaseous state the particles are so far apart and are moving so rapidly that intermolecular forces are negligible under most circumstances. This means that we can use a relatively simple model for gases. In the solid state, although the intermolecular forces are large, the molecular motions are minimal, and fairly simple models are again possible. The liquid state, however, has both strong intermolecular forces *and* significant molecular motions. Such a situation precludes the use of really simple models for liquids. Recent advances in *spectroscopy*, the study of the manner in which substances interact with electromagnetic radiation, make it possible to follow the very rapid changes that occur in liquids. As a result, our models of liquids are becoming more accurate. As a starting point, a typical liquid might best be viewed as containing a large number of regions where the arrangements of the components are similar to those found in the solid, but with more

disorder, and a smaller number of regions where holes are present. The situation is highly dynamic, with rapid fluctuations occurring in both types of regions.

## 10.3 ► An Introduction to Structures and Types of Solids


There are many ways to classify solids, but the broadest categories are **crystalline solids**, those with a highly regular arrangement of their components, and **amorphous solids**, those with considerable disorder in their structures.

The regular arrangement of the components of a crystalline solid at the microscopic level produces the beautiful, characteristic shapes of crystals, such as those shown in Fig. 10.8. The positions of the components in a crystalline solid are usually represented by a **lattice**, a three-dimensional system of points designating the positions of the components (atoms, ions, or molecules) that make up the substance. The *smallest repeating unit* of the lattice is called the **unit cell**. Thus a particular lattice can be generated by repeating the unit cell in all three dimensions to form the extended structure. Three common unit cells and their lattices are shown in Fig. 10.9. Note from Fig. 10.9 that the extended structure in each case can be viewed as a series of repeating unit cells that share common faces in the interior of the solid.

Although we will concentrate on crystalline solids in this book, there are many important noncrystalline (amorphous) materials. An example is common glass, which is best pictured as a solution in which the components are “frozen in place” before they can achieve an ordered arrangement. Although glass is a solid (it has a rigid shape), a great deal of disorder exists in its structure.

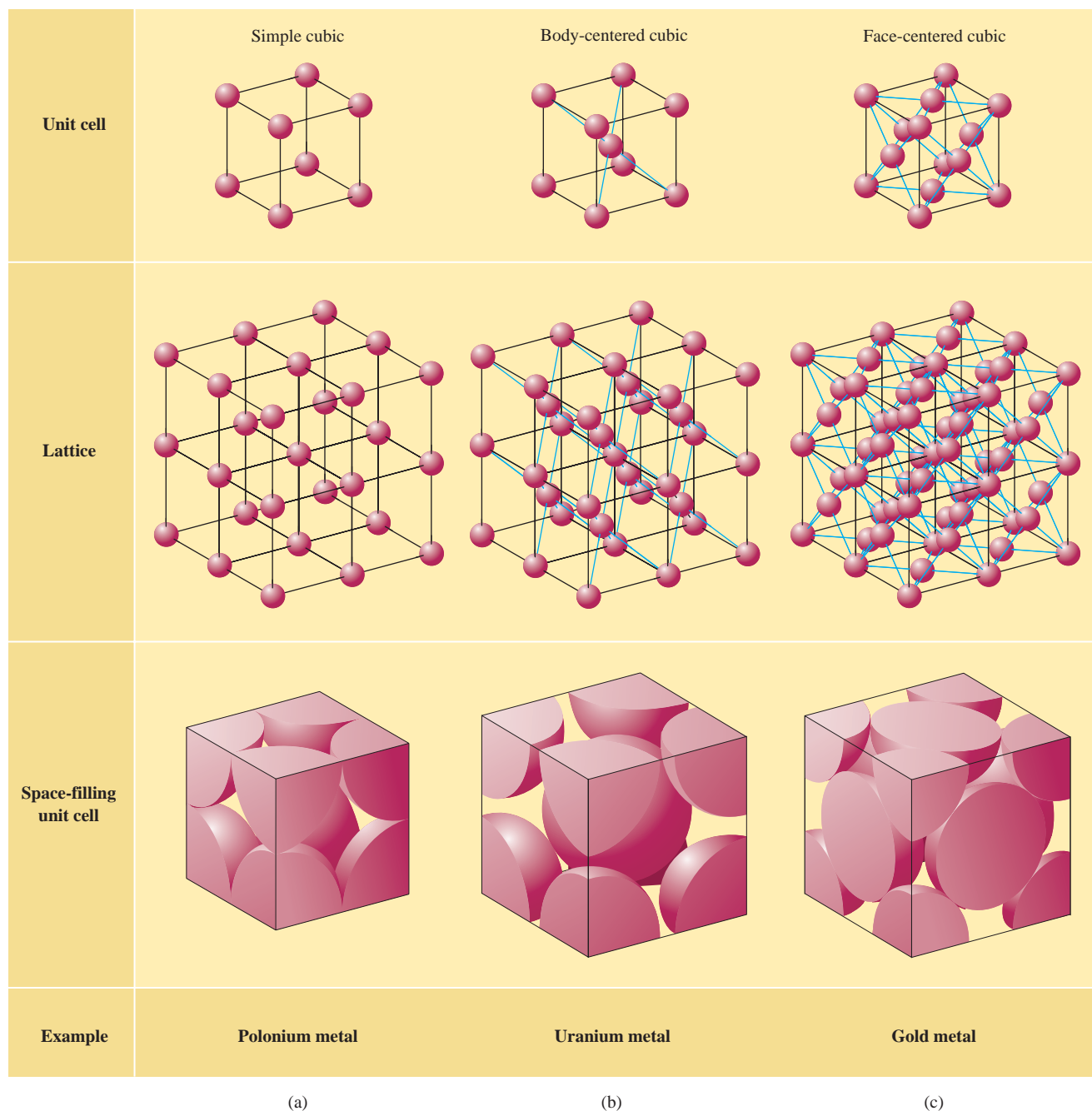
### X-Ray Analysis of Solids

The structures of crystalline solids are most commonly determined by **X-ray diffraction**. Diffraction occurs when beams of light are scattered from a regular array of points in which the spacings between the components are comparable with the wavelength of the light. Diffraction is due to constructive interference when the waves of parallel beams are in phase and to destructive interference when the waves are out of phase.



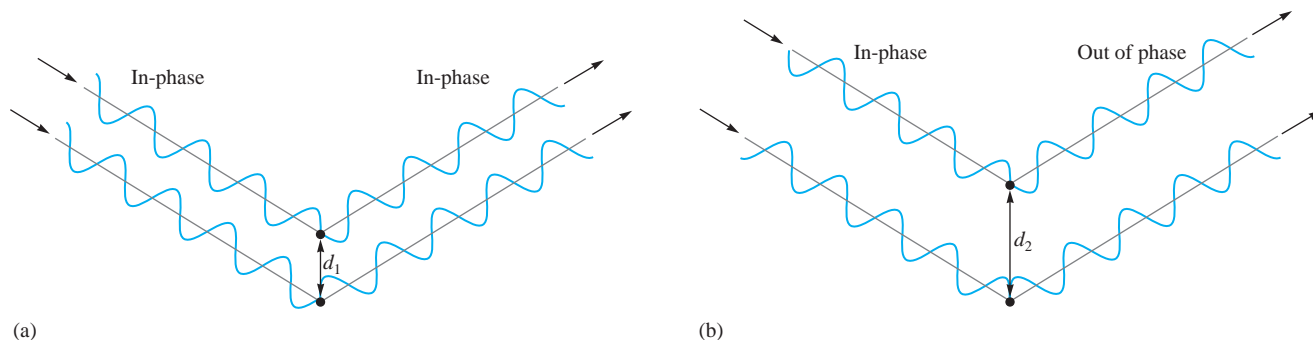
**Figure 10.8**

Two crystalline solids: pyrite (left), amethyst (right).

**Figure 10.9**

Three cubic unit cells and the corresponding lattices. Note that only parts of spheres on the corners and faces of the unit cells reside inside the unit cell, as shown by the “cutoff” versions.

When X rays of a single wavelength are directed at a crystal, a diffraction pattern is obtained, as we saw in Fig. 7.5. The light and dark areas on the photographic plate occur because the waves scattered from various atoms may reinforce or cancel each other (see Fig. 10.10). The key to whether the waves reinforce or cancel is the difference in distance traveled by the waves after they strike the atoms. The waves are in phase before they are reflected, so if the difference in distance traveled is an *integral number of wavelengths*, the waves will still be in phase.



**Figure 10.10**

X rays scattered from two different atoms may reinforce (constructive interference) or cancel (destructive interference) one another. (a) Both the incident rays and the reflected rays are also in phase. In this case,  $d_1$  is such that the difference in the distances traveled by the two rays is a whole number of wavelengths. (b) The incident rays are in phase but the reflected rays are exactly out of phase. In this case  $d_2$  is such that the difference in distances traveled by the two rays is an odd number of half wavelengths.

Since the distance traveled depends on the distance between the atoms, the diffraction pattern can be used to determine the interatomic spacings. The exact relationship can be worked out using the diagram in Fig. 10.11, which shows two in-phase waves being reflected by atoms in two different layers in a crystal. The extra distance traveled by the lower wave is the sum of the distances  $xy$  and  $yz$ , and the waves will be in phase after reflection if

$$xy + yz = n\lambda \quad (10.1)$$

where  $n$  is an integer and  $\lambda$  is the wavelength of the X rays. Using trigonometry (see Fig. 10.11), we can show that

$$xy + yz = 2d \sin \theta \quad (10.2)$$

where  $d$  is the distance between the atoms and  $\theta$  is the angle of incidence and reflection. Combining Equation (10.1) and Equation (10.2) gives

$$n\lambda = 2d \sin \theta \quad (10.3)$$

Equation (10.3) is called the *Bragg equation* after William Henry Bragg (1862–1942) and his son William Lawrence Bragg (1890–1972), who shared the Nobel Prize in physics in 1915 for their pioneering work in X-ray crystallography.

A diffractometer is a computer-controlled instrument used for carrying out the X-ray analysis of crystals. It rotates the crystal with respect to the X-ray beam and collects the data produced by the scattering of the X rays from the various planes of atoms in the crystal. The results are then analyzed by computer.

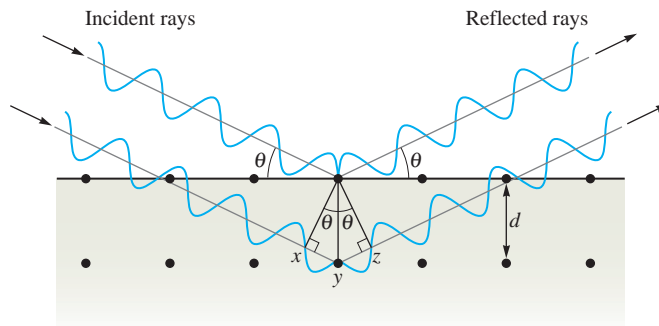
The techniques for crystal structure analysis have reached a level of sophistication that allows the determination of very complex structures, such as those important in biological

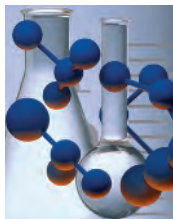


Graduate student Maria Zhuravlera operating an X-ray diffractometer at Michigan State University.

**Figure 10.11**

Reflection of X rays of wavelength  $\lambda$  from a pair of atoms in two different layers of a crystal. The lower wave travels an extra distance equal to the sum of  $xy$  and  $yz$ . If this distance is an integral number of wavelengths ( $n = 1, 2, 3, \dots$ ), the waves will reinforce each other when they exit the crystal.





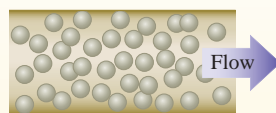
## chemical connections

### Smart Fluids

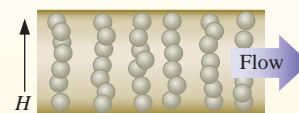
Matter seems to be getting smarter these days. Increasingly, we have discovered materials that can remember their initial shape after being deformed or can sense and respond to their environment. In particular, valuable new materials have been formulated whose properties can be changed instantly by applying a magnetic or electric field.

One example of such a substance is a fluid whose flow characteristics (rheology) can be changed from free flowing to almost solid in about 0.01 second by the application of an electromagnetic field. This “magnetorheological” (MR) fluid was developed by Lord Corporation. Working in collaboration with Delphi Corporation, the company is applying the fluid in suspension control of General Motors automobiles such as Cadillacs and Corvettes. The so-called Magneride system has sensors that monitor the road surface and provide information about what suspension damping is needed. In response, a message is instantly sent to an electromagnetic coil in the shock absorbers, which adjusts the viscosity of the MR fluid to provide continuously variable damping. The result: an amazingly smooth ride and unerring road-holding ability.

The MR fluid is composed of a synthetic oil in which particles of an iron-containing compound are suspended.



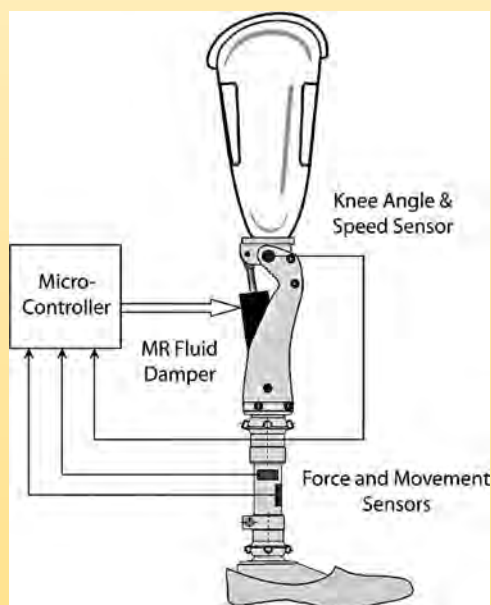
**Magnetic field off**  
Magnetic particles  
flow randomly



**Magnetic field on**  
Applied field ( $H$ )  
creates structure that  
increases viscosity

When the magnetic field is turned off, these particles flow freely in all directions (see the figure above). When the field is turned on, the particles aggregate into chains that line up perpendicular to the flow of the fluid, thereby increasing its viscosity in proportion to the strength of the applied field.

Many other applications of MR fluids besides auto suspensions are under development. For example, this technology is being used in a prosthesis (see below) for above-the-knee amputees, which gives them a more natural gait and improves stair climbing. One very large-scale application is in Japan’s National Museum of Emerging Science and Innovation, where an MR fluid is being used in dampers to protect the building against earthquake damage. Large MR-fluid dampers are also being used for stabilizing bridges such as the Dong Ting Lake Bridge in China’s Hunan province to steady it in high winds.



This High Intelligence Prosthesis for the knee uses an MR fluid damper to provide motion that closely duplicates the natural movement of the knee joint.

systems. For example, the structures of several enzymes have been determined, thus enabling biochemists to understand how they perform their functions. We will explore this topic further in Chapter 12. Using X-ray diffraction, we can gather data on bond lengths and angles and in so doing can test the predictions of our models of molecular geometry.

## EXAMPLE 10.1

## Using the Bragg Equation

X rays of wavelength  $1.54 \text{ \AA}$  were used to analyze an aluminum crystal. A reflection was produced at  $\theta = 19.3$  degrees. Assuming  $n = 1$ , calculate the distance  $d$  between the planes of atoms producing this reflection.

## Solution

To determine the distance between the planes, we use Equation (10.3) with  $n = 1$ ,  $\lambda = 1.54 \text{ \AA}$ , and  $\theta = 19.3$  degrees. Since  $2d \sin \theta = n\lambda$ ,

$$d = \frac{n\lambda}{2 \sin \theta} = \frac{(1)(1.54 \text{ \AA})}{(2)(0.3305)} = 2.33 \text{ \AA} = 233 \text{ pm}$$

SEE EXERCISES 10.45 THROUGH 10.48

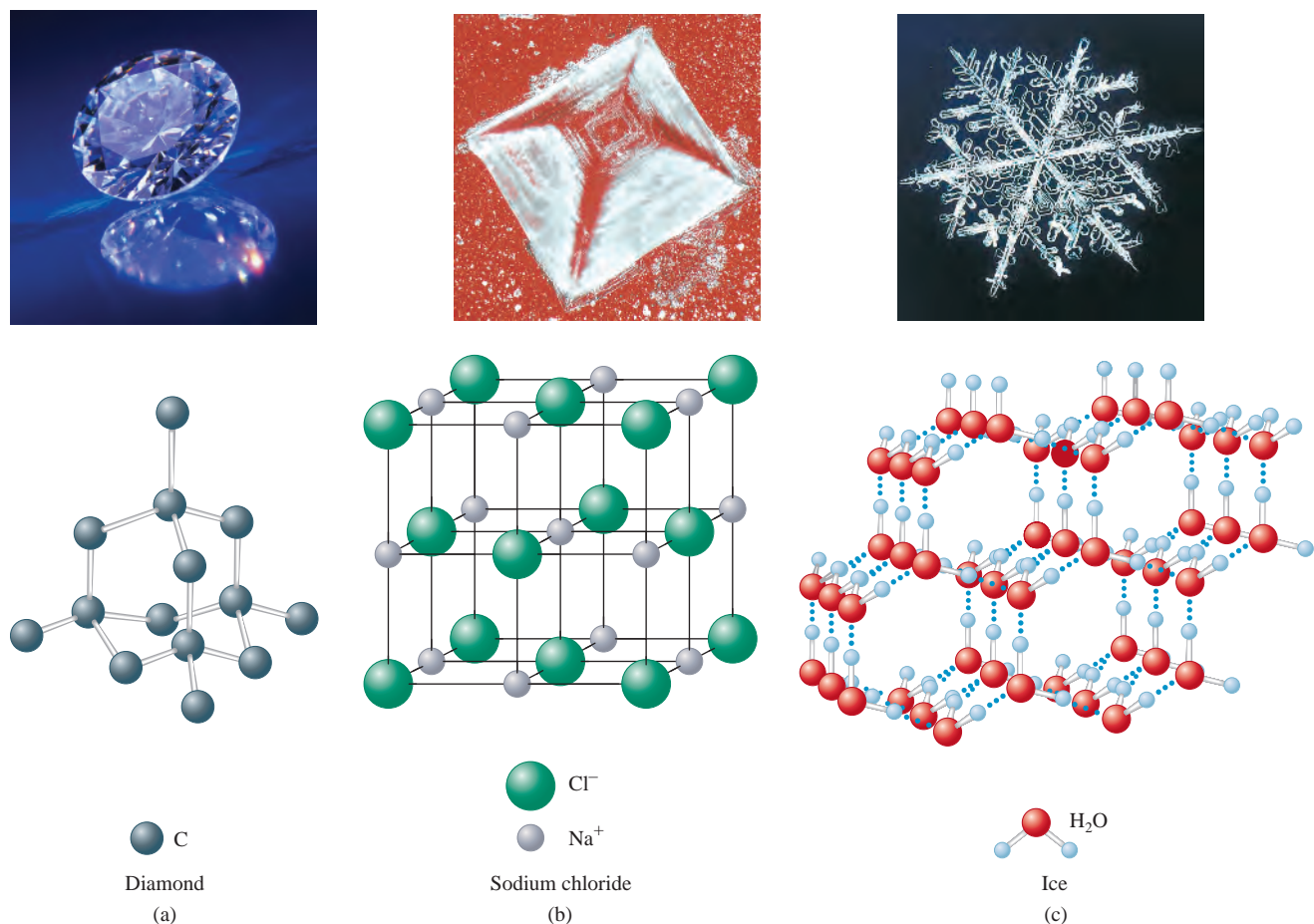
## Types of Crystalline Solids

There are many different types of crystalline solids. For example, although both sugar and salt dissolve readily in water, the properties of the resulting solutions are quite different. The salt solution readily conducts an electric current, whereas the sugar solution does not. This behavior arises from the nature of the components in these two solids. Common salt (NaCl) is an ionic solid; it contains  $\text{Na}^+$  and  $\text{Cl}^-$  ions. When solid sodium chloride dissolves in the polar water, sodium and chloride ions are distributed throughout the resulting solution and are free to conduct electric current. Table sugar (sucrose), on the other hand, is composed of neutral molecules that are dispersed throughout the water when the solid dissolves. No ions are present, and the resulting solution does not conduct electricity. These examples illustrate two important types of solids: **ionic solids**, represented by sodium chloride, and **molecular solids**, represented by sucrose. Ionic solids have ions at the points of the lattice that describes the structure of the solid. A molecular solid, on the other hand, has discrete covalently bonded molecules at each of its lattice points. Ice is a molecular solid that has an  $\text{H}_2\text{O}$  molecule at each point (see Fig. 10.12).

Buckminsterfullerene,  $\text{C}_{60}$ , is a particular member of the fullerene family.

A third type of solid is represented by elements such as carbon (which exists in the forms graphite, diamond, and the fullerenes), boron, silicon, and all metals. These substances all have atoms at the lattice points that describe the structure of the solid. Therefore, we call solids of this type **atomic solids**. Examples of these three types of solids are shown in Fig. 10.12.

To summarize, we find it convenient to classify solids according to what type of component occupies the lattice points. This leads to the classifications *atomic solids* (atoms at the lattice points), *molecular solids* (discrete, relatively small molecules at the lattice points), and *ionic solids* (ions at the lattice points). In addition, atomic solids are placed into the following subgroups based on the bonding that exists among the atoms in the solid: *metallic solids*, *network solids*, and *Group 8A solids*. In metallic solids, a special type of delocalized nondirectional covalent bonding occurs. In network solids, the atoms bond to each other with strong directional covalent bonds that lead to giant molecules, or networks, of atoms. In the Group 8A solids, the noble gas elements are

**Figure 10.12**

Examples of three types of crystalline solids. Only part of the structure is shown in each case. (a) An atomic solid. (b) An ionic solid. (c) A molecular solid. The dotted lines show the hydrogen bonding interactions among the polar water molecules.

The internal forces in a solid determine the properties of the solid.

attracted to each other with London dispersion forces. The classification of solids is summarized in Table 10.3.

The markedly different bonding present in the various atomic solids leads to dramatically different properties for the resulting solids. For example, although argon, copper, and diamond all are atomic solids, they have strikingly different properties. Argon (a Group 8A solid) has a very low melting point ( $-189^{\circ}\text{C}$ ), whereas diamond (a network solid) and copper (a metallic solid) melt at high temperatures (about  $3500$  and  $1083^{\circ}\text{C}$ , respectively).

**Table 10.3** Classification of Solids

	Atomic Solids				
	Metallic	Network	Group 8A	Molecular Solids	Ionic Solids
<b>Components That Occupy the Lattice Points:</b>	Metal atoms	Nonmetal atoms	Group 8A atoms	Discrete molecules	Ions
<b>Bonding:</b>	Delocalized covalent	Directional covalent (leading to giant molecules)	London dispersion forces	Dipole-dipole and/or London dispersion forces	Ionic

Copper is an excellent conductor of electricity, whereas argon and diamond are both insulators. Copper can be easily changed in shape; it is both malleable (can be formed into thin sheets) and ductile (can be pulled into a wire). Diamond, on the other hand, is the hardest natural substance known. We will explore the structure and bonding of atomic solids in the next two sections.

## 10.4 ► Structure and Bonding in Metals

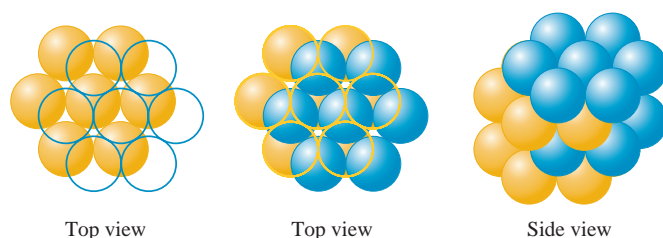
Metals are characterized by high thermal and electrical conductivity, malleability, and ductility. As we will see, these properties can be traced to the nondirectional covalent bonding found in metallic crystals.

A metallic crystal can be pictured as containing spherical atoms packed together and bonded to each other equally in all directions. We can model such a structure by packing uniform, hard spheres in a manner that most efficiently uses the available space. Such an arrangement is called **closest packing**. The spheres are packed in layers, as shown in Fig. 10.13, in which each sphere is surrounded by six others. In the second layer the spheres do not lie directly over those in the first layer. Instead, each one occupies an indentation (or dimple) formed by three spheres in the first layer. In the third layer the spheres can occupy the dimples of the second layer in two possible ways: They can occupy positions so that each sphere in the third layer lies directly over a sphere in the first layer [the *aba* arrangement; Fig. 10.13(a)], or they can occupy positions so that no sphere in the third layer lies over one in the first layer [the *abc* arrangement; Fig. 10.13(b)].

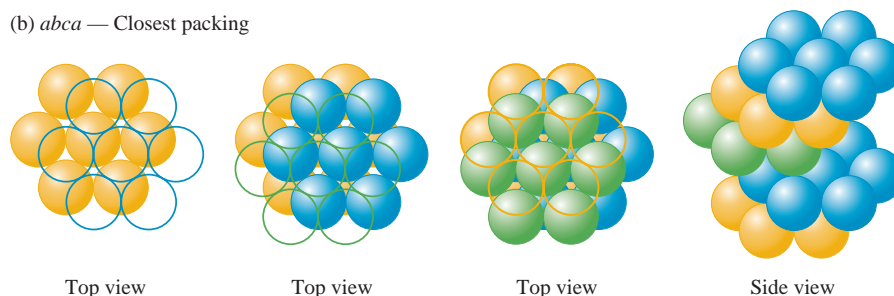
The *aba* arrangement has the *hexagonal* unit cell shown in Fig. 10.14, and the resulting structure is called the **hexagonal closest packed (hcp) structure**. The *abc* arrangement has a *face-centered cubic* unit cell, as shown in Fig. 10.15, and the resulting structure is called the **cubic closest packed (ccp) structure**. Note that in the hcp

The closest packing model for metallic crystals assumes that metal atoms are uniform, hard spheres.

(a) *abab* — Closest packing



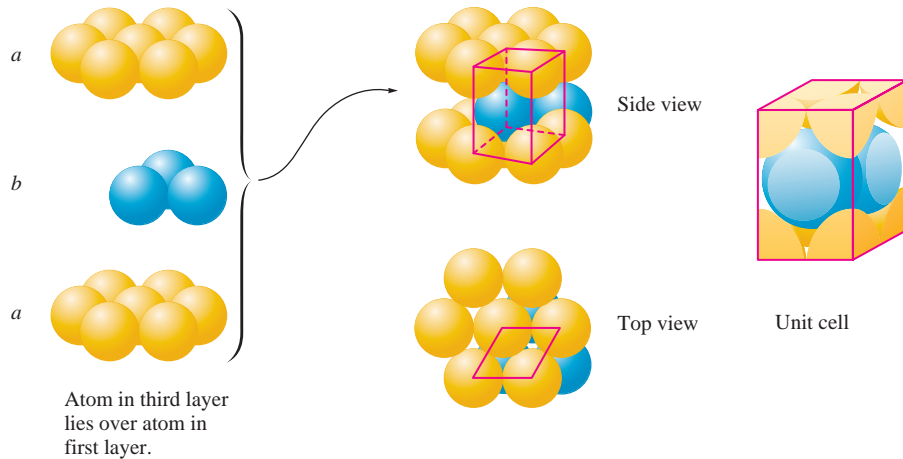
(b) *abca* — Closest packing



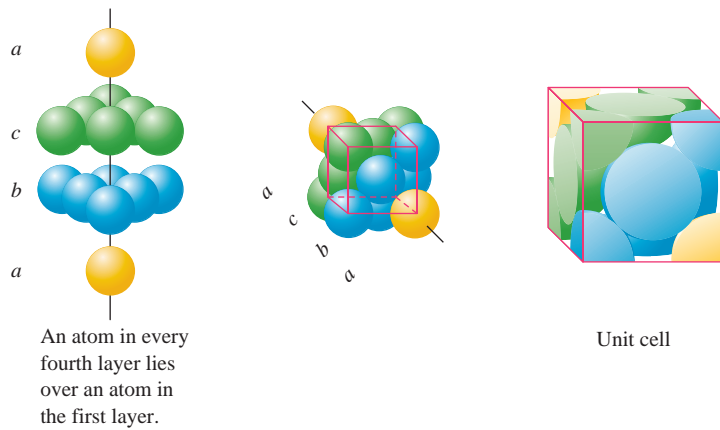
**Figure 10.13**

The closest packing arrangement of uniform spheres. In each layer a given sphere is surrounded by six others, creating six dimples, only three of which can be occupied in the next layer. (a) *aba* packing: The second layer is like the first, but it is displaced so that each sphere in the second layer occupies a dimple in the first layer. The spheres in the third layer occupy dimples in the second layer so that the spheres in the third layer lie directly over those in the first layer (*aba*). (b) *abc* packing: The spheres in the third layer occupy dimples in the second layer so that no spheres in the third layer lie above any in the first layer (*abc*). The fourth layer is like the first.

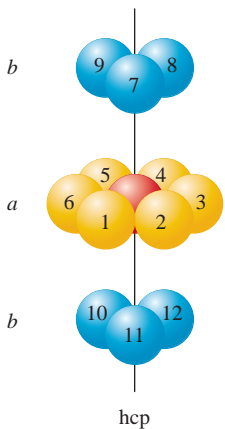




**Figure 10.14**  
When spheres are closest packed so that the spheres in the third layer are directly over those in the first layer (*aba*), the unit cell is the hexagonal prism illustrated here in red.



**Figure 10.15**  
When spheres are packed in the *abc* arrangement, the unit cell is face-centered cubic. To make the cubic arrangement easier to see, the vertical axis has been tilted as shown.

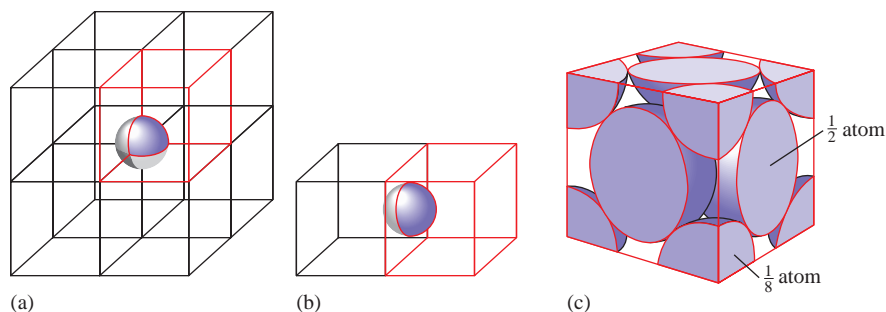


**Figure 10.16**  
The indicated sphere has 12 nearest neighbors.

structure the spheres in every other layer occupy the same vertical position (*ababab . . .*), whereas in the ccp structure the spheres in every fourth layer occupy the same vertical position (*abcabca . . .*). A characteristic of both structures is that each sphere has 12 equivalent nearest neighbors: 6 in the same layer, 3 in the layer above, and 3 in the layer below (that form the dimples). This is illustrated for the hcp structure in Fig. 10.16.

Knowing the *net* number of spheres (atoms) in a particular unit cell is important for many applications involving solids. To illustrate how to find the net number of spheres in a unit cell, we will consider a face-centered cubic unit cell (Fig. 10.17). Note that this unit cell is defined by the *centers* of the spheres on the cube's corners. Thus 8 cubes share a given sphere, so  $\frac{1}{8}$  of this sphere lies inside each unit cell. Since a cube has 8 corners, there are  $8 \times \frac{1}{8}$  pieces, or enough to put together 1 whole sphere. The spheres at the center of each face are shared by 2 unit cells, so  $\frac{1}{2}$  of each lies inside a particular unit cell. Since the cube has 6 faces, we have  $6 \times \frac{1}{2}$  pieces, or enough to construct 3 whole spheres. Thus the net number of spheres in a face-centered cubic unit cell is

$$\left(8 \times \frac{1}{8}\right) + \left(6 \times \frac{1}{2}\right) = 4$$

**Figure 10.17**

The net number of spheres in a face-centered cubic unit cell. (a) Note that the sphere on a corner of the colored cell is shared with 7 other unit cells (a total of 8). Thus  $\frac{1}{8}$  of such a sphere lies within a given unit cell. Since there are 8 corners in a cube, there are 8 of these  $\frac{1}{8}$  pieces, or 1 net sphere. (b) The sphere on the center of each face is shared by 2 unit cells, and thus each unit cell has  $\frac{1}{2}$  of each of these types of spheres. There are 6 of these  $\frac{1}{2}$  spheres to give 3 net spheres. (c) Thus the face-centered cubic unit cell contains 4 net spheres (all of the pieces can be assembled to give 4 spheres).

**EXAMPLE 10.2****Calculating the Density of a Closest Packed Solid**

Silver crystallizes in a cubic closest packed structure. The radius of a silver atom is 144 pm. Calculate the density of solid silver.

**Solution**

Density is mass per unit volume. Thus we need to know how many silver atoms occupy a given volume in the crystal. The structure is cubic closest packed, which means the unit cell is face-centered cubic, as shown in the accompanying figure.

We must find the volume of this unit cell for silver and the net number of atoms it contains. Note that in this structure the atoms touch along the diagonals for each face and not along the edges of the cube. Thus the length of the diagonal is  $r + 2r + r$ , or  $4r$ . We use this fact to find the length of the edge of the cube by the Pythagorean theorem:

$$\begin{aligned}d^2 + d^2 &= (4r)^2 \\2d^2 &= 16r^2 \\d^2 &= 8r^2 \\d &= \sqrt{8r^2} = r\sqrt{8}\end{aligned}$$

Since  $r = 144$  pm for a silver atom,

$$d = (144 \text{ pm})(\sqrt{8}) = 407 \text{ pm}$$

The volume of the unit cell is  $d^3$ , which is  $(407 \text{ pm})^3$ , or  $6.74 \times 10^7 \text{ pm}^3$ . We convert this to cubic centimeters as follows:

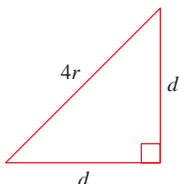
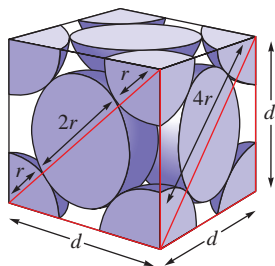
$$6.74 \times 10^7 \text{ pm}^3 \times \left( \frac{1.00 \times 10^{-10} \text{ cm}}{\text{pm}} \right)^3 = 6.74 \times 10^{-23} \text{ cm}^3$$

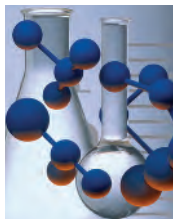
Since we know that the net number of atoms in the face-centered cubic unit cell is 4, we have 4 silver atoms contained in a volume of  $6.74 \times 10^{-23} \text{ cm}^3$ . The density is therefore

$$\begin{aligned}\text{Density} &= \frac{\text{mass}}{\text{volume}} = \frac{(4 \text{ atoms})(107.9 \text{ g/mol})(1 \text{ mol}/6.022 \times 10^{23} \text{ atoms})}{6.74 \times 10^{-23} \text{ cm}^3} \\&= 10.6 \text{ g/cm}^3\end{aligned}$$



Crystalline silver contains cubic closest packed silver atoms.

**SEE EXERCISES 10.49 THROUGH 10.52**



## chemical connections

### Closest Packing of M & Ms

Although we usually think of scientists as dealing with esoteric and often toxic materials, sometimes they surprise us. For example, scientists at several prestigious universities have lately shown a lot of interest in M & M candies.

To appreciate the scientists' interest in M & Ms, we must consider the importance of packing atoms, molecules, or microcrystals in understanding the structures of solids. The most efficient use of space is the closest packing of uniform spheres, where 74% of the space is occupied by the spheres and 26% of space is left unoccupied. Although the structures of most pure metals can be explained in terms of closest packing, most other substances—such as many alloys and ceramics—consist of random arrays of microscopic particles. For this reason, it is of interest to study how such objects pack in a random way.

When uniform spheres, such as marbles, are poured into a large container, the resulting random packing of the spheres results in only 64% of the space being occupied by the spheres. Thus it was very surprising when Princeton University chemist Salvatore Torquato and his colleagues at Cornell and North Carolina Central Universities discovered that, when the ellipsoidal-shaped M & Ms are poured into a large container, the candies occupy 73.5% of the available space. In other words, the randomly packed M & Ms occupy space with almost the same efficiency as closest packed spheres do.

Why do randomly packed ellipsoids occupy space so much more efficiently than randomly packed spheres? The

scientists speculate that because the ellipsoids can tip and rotate in ways that spheres cannot, they can pack more closely to their neighbors.

According to Torquato, these results are important because they will help us better understand the properties of disordered materials ranging from powders to glassy solids. He also says that M & Ms make ideal test objects because they are inexpensive and uniform and “you can eat the experiment afterward.”



Examples of metals that form cubic closest packed solids are aluminum, iron, copper, cobalt, and nickel. Magnesium and zinc are hexagonal closest packed. Calcium and certain other metals can crystallize in either of these structures. Some metals, however, assume structures that are not closest packed. For example, the alkali metals have structures characterized by a *body-centered cubic (bcc) unit cell* (see Fig. 10.9), where the spheres touch along the body diagonal of the cube. In this structure, each sphere has 8 nearest neighbors (count the number of atoms around the atom at the center of the unit cell), as compared with 12 in the closest packed structures. Why a particular metal adopts the structure it does is not well understood.

### Bonding Models for Metals

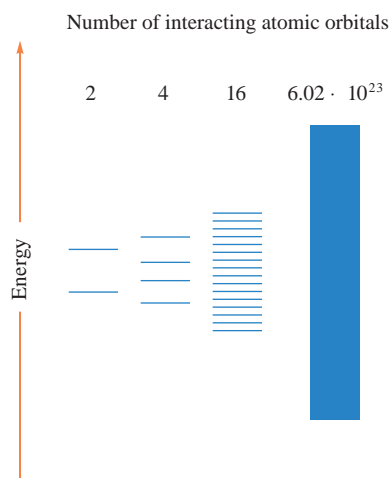
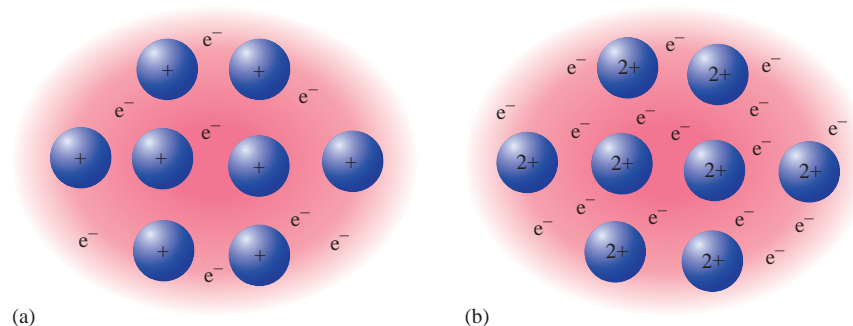
Any successful bonding model for metals must account for the typical physical properties of metals: malleability, ductility, and the efficient and uniform conduction of heat and electricity in all directions. Although the shapes of most pure metals can be changed relatively easily, most metals are durable and have high melting points. These facts indicate that the bonding in most metals is both *strong* and *nondirectional*. That is, although

**Malleable:** can be pounded into thin sheets.

**Ductile:** can be drawn to form a wire.

**Figure 10.18**

The electron sea model for metals postulates a regular array of cations in a “sea” of valence electrons. (a) Representation of an alkali metal (Group 1A) with one valence electron. (b) Representation of an alkaline earth metal (Group 2A) with two valence electrons.

**Figure 10.19**

The molecular orbital energy levels produced when various numbers of atomic orbitals interact. Note that for two atomic orbitals two rather widely spaced energy levels result. (Recall the description of  $H_2$  in Section 9.2.) As more atomic orbitals are available to form molecular orbitals, the resulting energy levels are more closely spaced, finally producing a band of very closely spaced orbitals.

it is difficult to separate metal atoms, it is relatively easy to move them, provided the atoms stay in contact with each other.

The simplest picture that explains these observations is the *electron sea model*, which envisions a regular array of metal cations in a “sea” of valence electrons (see Fig. 10.18). The mobile electrons can conduct heat and electricity, and the metal ions can be easily moved around as the metal is hammered into a sheet or pulled into a wire.

A related model that gives a more detailed view of the electron energies and motions is the **band model**, or **molecular orbital (MO) model**, for metals. In this model, the electrons are assumed to travel around the metal crystal in molecular orbitals formed from the valence atomic orbitals of the metal atoms (Fig. 10.19).

Recall that in the MO model for the gaseous  $Li_2$  molecule (Section 9.3), two widely spaced molecular orbital energy levels (bonding and antibonding) result when two identical atomic orbitals interact. However, when many metal atoms interact, as in a metal crystal, the large number of resulting molecular orbitals become more closely spaced and finally form a virtual continuum of levels, called *bands*, as shown in Fig. 10.19.

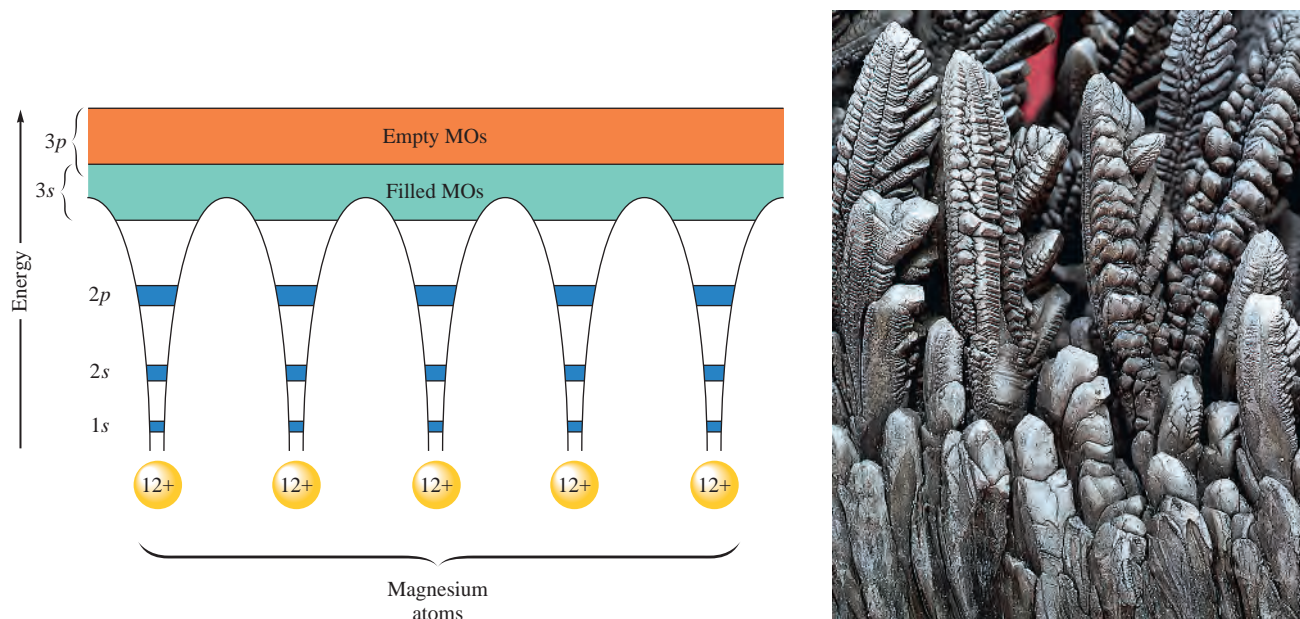
As an illustration, picture a magnesium metal crystal, which has an hcp structure. Since each magnesium atom has one  $3s$  and three  $3p$  valence atomic orbitals, a crystal with  $n$  magnesium atoms has available  $n(3s)$  and  $3n(3p)$  orbitals to form the molecular orbitals, as illustrated in Fig. 10.20. Note that the core electrons are localized, as shown by their presence in the energy “well” around each magnesium atom. However, the valence electrons occupy closely spaced molecular orbitals, which are only partially filled.

The existence of empty molecular orbitals close in energy to filled molecular orbitals explains the thermal and electrical conductivity of metal crystals. Metals conduct electricity and heat very efficiently because of the availability of highly mobile electrons. For example, when an electric potential is placed across a strip of metal, for current to flow, electrons must be free to move. In the band model for metals, the electrons in partially filled bands are mobile. These conduction electrons are free to travel throughout the metal crystal as dictated by the potential imposed on the metal. The molecular orbitals occupied by these conducting electrons are called *conduction bands*. These mobile electrons also account for the efficiency of the conduction of heat through metals. When one end of a metal rod is heated, the mobile electrons can rapidly transmit the thermal energy to the other end.

## Metal Alloys

Because of the nature of the structure and bonding of metals, other elements can be introduced into a metallic crystal relatively easily to produce substances called alloys. An **alloy** is best defined as *a substance that contains a mixture of elements and has metallic properties*. Alloys can be conveniently classified into two types.

In a **substitutional alloy** some of the host metal atoms are *replaced* by other metal atoms of similar size. For example, in brass, approximately one-third of the atoms in the host

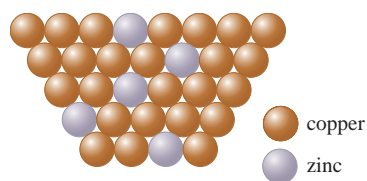
**Figure 10.20**

(left) A representation of the energy levels (bands) in a magnesium crystal. The electrons in the 1s, 2s, and 2p orbitals are close to the nuclei and thus are localized on each magnesium atom as shown. However, the 3s and 3p valence orbitals overlap and mix to form molecular orbitals. Electrons in these energy levels can travel throughout the crystal. (right) Crystals of magnesium grown from a vapor.

copper metal have been replaced by zinc atoms, as shown in Fig. 10.21(a). Sterling silver (93% silver and 7% copper), pewter (85% tin, 7% copper, 6% bismuth, and 2% antimony), and plumber's solder (95% tin and 5% antimony) are other examples of substitutional alloys.

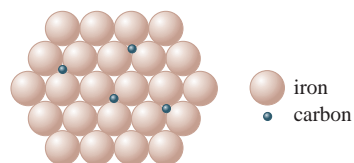
An **interstitial alloy** is formed when some of the interstices (holes) in the closest packed metal structure are occupied by small atoms, as shown in Fig. 10.21(b). Steel, the best-known interstitial alloy, contains carbon atoms in the holes of an iron crystal. The presence of the interstitial atoms changes the properties of the host metal. Pure iron is relatively soft, ductile, and malleable due to the absence of directional bonding. The spherical metal atoms can be rather easily moved with respect to each other. However, when carbon, which forms strong directional bonds, is introduced into an iron crystal, the presence of the directional carbon–iron bonds makes the resulting alloy harder, stronger, and less ductile than pure iron. The amount of carbon directly affects the properties of steel. *Mild steels*, containing less than 0.2% carbon, are ductile and malleable and are used for nails, cables, and chains. *Medium steels*, containing 0.2 to 0.6% carbon, are harder than mild steels and are used in rails and structural steel beams. *High-carbon steels*, containing 0.6 to 1.5% carbon, are tough and hard and are used for springs, tools, and cutlery.

Many types of steel also contain elements in addition to iron and carbon. Such steels are often called *alloy steels*, and they can be viewed as being mixed interstitial (carbon) and substitutional (other metals) alloys. Bicycle frames, for example, are constructed from a wide variety of alloy steels. The compositions of the two brands of steel tubing most commonly used in expensive racing bicycles are given in Table 10.4.



Brass

(a)



Steel

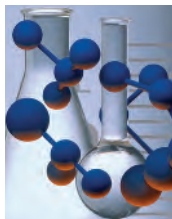
(b)

**Figure 10.21**

Two types of alloys.

**Table 10.4** ▶ The Composition of the Two Brands of Steel Tubing Commonly Used to Make Lightweight Racing Bicycles

Brand of Tubing	% C	% Si	% Mn	% Mo	% Cr
Reynolds	0.25	0.25	1.3	0.20	—
Columbus	0.25	0.30	0.65	0.20	1.0



## chemical connections

### What Sank the Titanic?

On April 12, 1912, the steamship *Titanic* struck an iceberg in the North Atlantic approximately 100 miles south of the Grand Banks of Newfoundland and within 3 hours was resting on the bottom of the ocean. Of her more than 2300 passengers and crew, over 1500 lost their lives. While the tragic story of the *Titanic* has never faded from the minds and imaginations of the generations that followed, the 1985 discovery of the wreck by a joint Franco-American expedition at a depth of 12,612 feet rekindled the world's interest in the "greatest oceangoing vessel" ever built. The discovery also would reveal important scientific clues as to why and how the *Titanic* sank so quickly in the frigid waters of the North Atlantic.

The *Titanic* was designed to be virtually "unsinkable," and even in the worst-case scenario, a head-on collision with another ocean liner, the ship was engineered to take from one to three days to sink. Thus its quick trip to the bottom has puzzled scientists for years. In 1991, Steve Blasco, an ocean-floor geologist for the Canadian Department of Natural Resources, led a scientific expedition to the wreck. On one of 17 dives to the site, Blasco's team recovered a piece of steel that appeared to be a part of the *Titanic*'s hull. Unlike modern steel, which would have shown evidence of bending in a collision, the steel recovered from the *Titanic* appeared to have shattered on impact with the iceberg. This suggested that the metal might not have been as ductile (*ductility* is the ability to stretch without breaking) as it should have been. In 1994, tests were conducted on small pieces of metal, called *coupons*, cut from the recovered piece of hull. These samples shattered without bending. Further analysis showed that the steel used to construct the hull of the *Titanic* was high in sulfur content, and it is known that sulfur occlusions tend to make steel more brittle. This

evidence suggests that the quality of the steel used to make the hull of the *Titanic* may very well have been an important factor that led to the rapid sinking of the ship.

But—not so fast. The *Titanic* continues to provoke controversy. A team of naval engineers and scientists recently have concluded that it was not brittle steel but faulty rivets that doomed the *Titanic*. During expeditions in 1996 and 1998 conducted by RMS Titanic, Inc., more samples of *Titanic*'s steel and rivets were obtained for further study. Analysis of these samples by a team headed by Tim Foecke of the National Institute of Standards and Technology (NIST) shows that the rivets contain three times the expected amount of silicate slag. Foecke and his colleagues argue that the high slag content resulted in weak rivets that snapped in large numbers when the collision occurred, mortally wounding the ship.

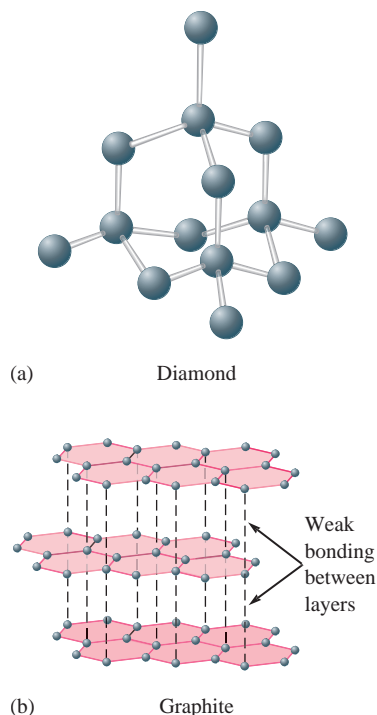
What sank the *Titanic*? It hit an iceberg. The details remain to be figured out.



Bow of the *Titanic* under  $2\frac{1}{2}$  miles of water.

## 10.5 ► Carbon and Silicon: Network Atomic Solids

Many atomic solids contain strong directional covalent bonds to form a solid that might best be viewed as a "giant molecule." We call these substances **network solids**. In contrast to metals, these materials are typically brittle and do not efficiently conduct heat or



**Figure 10.22**  
The structures of diamond and graphite. In each case only a small part of the entire structure is shown.

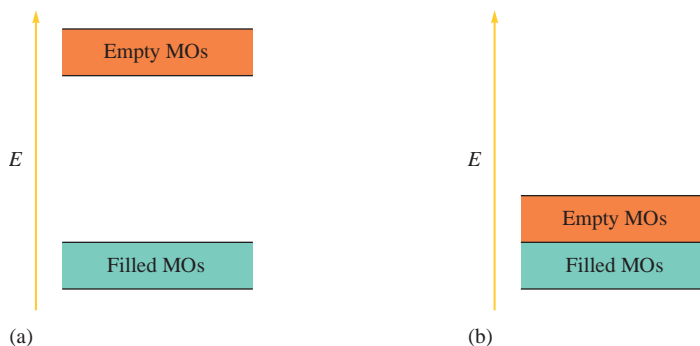
electricity. To illustrate network solids, in this section we will discuss two very important elements, carbon and silicon, and some of their compounds.

The two most common forms of carbon, diamond and graphite, are typical network solids. In diamond, the hardest naturally occurring substance, each carbon atom is surrounded by a tetrahedral arrangement of other carbon atoms to form a huge molecule [see Fig. 10.22(a)]. This structure is stabilized by covalent bonds, which, in terms of the localized electron model, are formed by the overlap of  $sp^3$  hybridized carbon atomic orbitals.

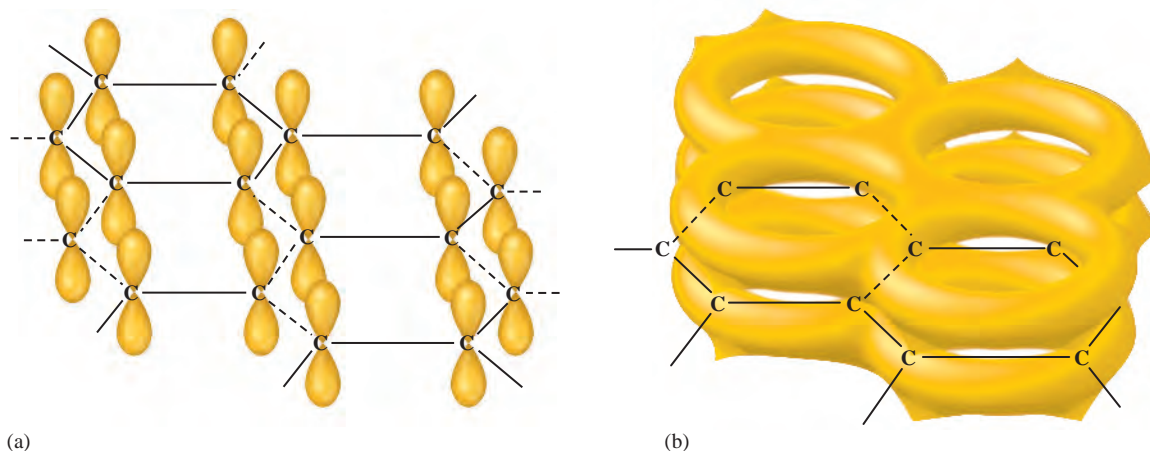
It is also useful to consider the bonding among the carbon atoms in diamond in terms of the molecular orbital model. Energy-level diagrams for diamond and a typical metal are given in Fig. 10.23. Recall that the conductivity of metals can be explained by postulating that electrons are excited from filled levels into the very near empty levels, or conduction bands. However, note that in the energy-level diagram for diamond there is a *large gap between the filled and the empty levels*. This means that electrons cannot be transferred easily to the empty conduction bands. As a result, diamond is not expected to be a good electrical conductor. In fact, this prediction of the model agrees exactly with the observed behavior of diamond, which is known to be an electrical insulator—it does not conduct an electric current.

Graphite is very different from diamond. While diamond is hard, basically colorless, and an insulator, graphite is slippery, black, and a conductor. These differences, of course, arise from the differences in bonding in the two types of solids. In contrast to the tetrahedral arrangement of carbon atoms in diamond, the structure of graphite is based on layers of carbon atoms arranged in fused six-membered rings, as shown in Fig. 10.22(b). Each carbon atom in a particular layer of graphite is surrounded by the three other carbon atoms in a trigonal planar arrangement with 120-degree bond angles. The localized electron model predicts  $sp^2$  hybridization in this case. The three  $sp^2$  orbitals on each carbon are used to form  $\sigma$  bonds with three other carbon atoms. One  $2p$  orbital remains unhybridized on each carbon and is perpendicular to the plane of carbon atoms, as shown in Fig. 10.24. These orbitals combine to form a group of closely spaced  $\pi$  molecular orbitals that are important in two ways. First, they contribute significantly to the stability of the graphite layers because of the  $\pi$  bond formation. Second, the  $\pi$  molecular orbitals with their delocalized electrons account for the electrical conductivity of graphite. These closely spaced orbitals are exactly analogous to the conduction bands found in metal crystals.

Graphite is often used as a lubricant in locks (where oil is undesirable because it collects dirt). The slipperiness that is characteristic of graphite can be explained by noting that graphite has very strong bonding *within* the layers of carbon atoms but little bonding *between* the layers (the valence electrons are all used to form  $\sigma$  and  $\pi$  bonds among carbons within the layers). This arrangement allows the layers to slide past one another quite readily. Graphite's layered structure is shown in Fig. 10.25. This is in contrast to diamond, which has uniform bonding in all directions in the crystal.



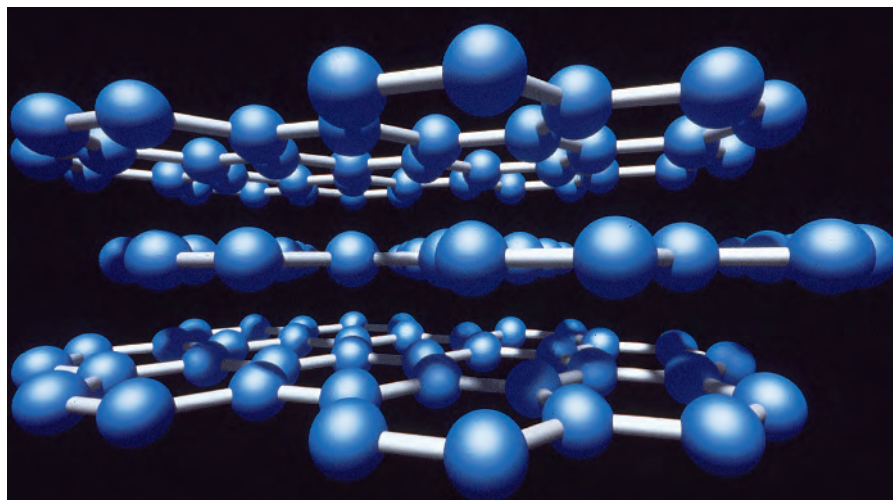
**Figure 10.23**  
Partial representation of the molecular orbital energies in (a) diamond and (b) a typical metal.

**Figure 10.24**

The  $p$  orbitals (a) perpendicular to the plane of the carbon ring system in graphite can combine to form (b) an extensive  $\pi$ -bonding network.

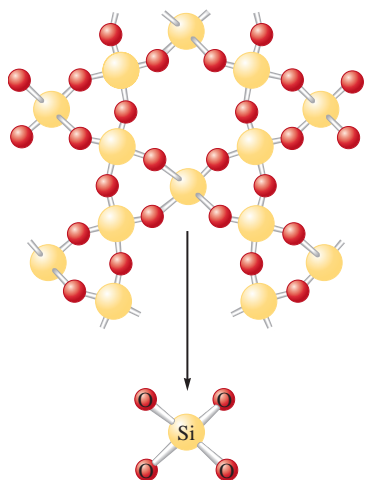
Because of their extreme hardness, diamonds are used extensively in industrial cutting implements. Thus it is desirable to convert cheaper graphite to diamond. As we might expect from the higher density of diamond ( $3.5 \text{ g/cm}^3$ ) compared with that of graphite ( $2.2 \text{ g/cm}^3$ ), this transformation can be accomplished by applying very high pressures to graphite. The application of 150,000 atm of pressure at  $2800^\circ\text{C}$  converts graphite virtually completely to diamond. The high temperature is required to break the strong bonds in graphite so the rearrangement can occur.

Silicon is an important constituent of the compounds that make up the earth's crust. In fact, silicon is to geology as carbon is to biology. Just as carbon compounds are the basis for most biologically significant systems, silicon compounds are fundamental to most of the rocks, sands, and soils found in the earth's crust. However, although carbon and silicon are next to each other in Group 4A of the periodic table, the carbon-based compounds of biology and the silicon-based compounds of geology have markedly different structures. Carbon compounds typically contain long strings of carbon-carbon bonds, whereas the most stable silicon compounds involve chains with silicon-oxygen bonds.

**Figure 10.25**

Graphite consists of layers of carbon atoms.



**Figure 10.26**

(top) The structure of quartz (empirical formula  $\text{SiO}_2$ ). Quartz contains chains of  $\text{SiO}_4$  tetrahedra (bottom) that share oxygen atoms.

The bonding in the  $\text{CO}_2$  molecule was described in Section 9.1.

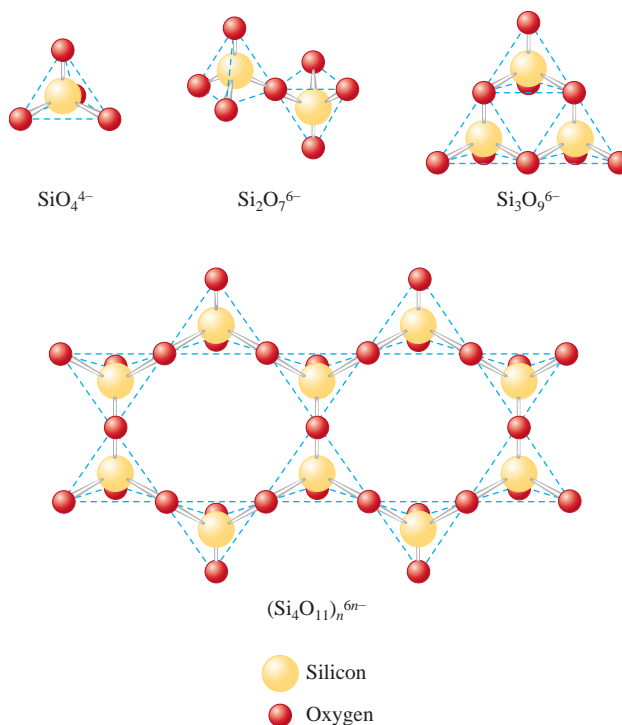
The fundamental silicon–oxygen compound is **silica**, which has the empirical formula  $\text{SiO}_2$ . Knowing the properties of the similar compound carbon dioxide, one might expect silica to be a gas that contains discrete  $\text{SiO}_2$  molecules. In fact, nothing could be further from the truth—quartz and some types of sand are typical of the materials composed of silica. What accounts for this difference? The answer lies in the bonding.

Recall that the Lewis structure of  $\text{CO}_2$  is



and that each  $\text{C}=\text{O}$  bond can be viewed as a combination of a  $\sigma$  bond involving a carbon  $sp$  hybrid orbital and a  $\pi$  bond involving a carbon  $2p$  orbital. On the contrary, silicon cannot use its valence  $3p$  orbitals to form strong  $\pi$  bonds with oxygen, mainly because of the larger size of the silicon atom and its orbitals, which results in less effective overlap with the smaller oxygen orbitals. Therefore, instead of forming  $\pi$  bonds, the silicon atom satisfies the octet rule by forming single bonds with four oxygen atoms, as shown in the representation of the structure of quartz in Fig. 10.26. Note that each silicon atom is at the center of a tetrahedral arrangement of oxygen atoms, which are shared with other silicon atoms. Although the empirical formula for quartz is  $\text{SiO}_2$ , the structure is based on a *network* of  $\text{SiO}_4$  tetrahedra with shared oxygen atoms rather than discrete  $\text{SiO}_2$  molecules. It is obvious that the differing abilities of carbon and silicon to form  $\pi$  bonds with oxygen have profound effects on the structures and properties of  $\text{CO}_2$  and  $\text{SiO}_2$ .

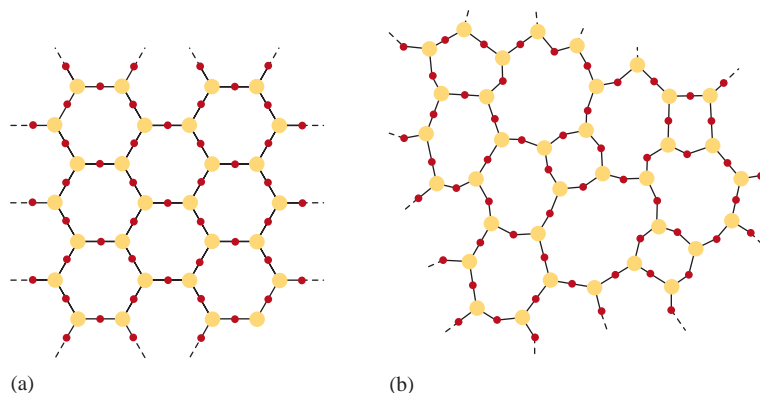
Compounds closely related to silica and found in most rocks, soils, and clays are the **silicates**. Like silica, the silicates are based on interconnected  $\text{SiO}_4$  tetrahedra. However, in contrast to silica, where the O/Si ratio is 2:1, silicates have O/Si ratios greater than 2:1 and contain silicon–oxygen *anions*. This means that to form the neutral solid silicates, cations are needed to balance the excess negative charge. In other words, silicates are salts containing metal cations and polyatomic silicon–oxygen anions. Examples of important silicate anions are shown in Fig. 10.27.

**Figure 10.27**

Examples of silicate anions, all of which are based on  $\text{SiO}_4^{4-}$  tetrahedra.

**Figure 10.28**

Two-dimensional representations of (a) a quartz crystal and (b) a quartz glass. Note how the irregular structure of the glass contrasts with the regular structure of the crystal.



A skilled glassblower forms a vase.

When silica is heated above its melting point (about  $1600^{\circ}\text{C}$ ) and cooled rapidly, an amorphous solid called a **glass** results (see Fig. 10.28). Note that a glass contains a good deal of disorder, in contrast to the crystalline nature of quartz. Glass more closely resembles a very viscous solution than it does a crystalline solid. Common glass results when substances such as  $\text{Na}_2\text{CO}_3$  are added to the silica melt, which is then cooled. The properties of glass can be varied greatly by varying the additives. For example, addition of  $\text{B}_2\text{O}_3$  produces a glass (called *borosilicate glass*) that expands and contracts little under large temperature changes. Thus it is useful for labware and cooking utensils. The most common brand name for this glass is Pyrex. The addition of  $\text{K}_2\text{O}$  produces an especially hard glass that can be ground to the precise shapes needed for eyeglass and contact lenses. The compositions of several types of glass are shown in Table 10.5.

## Ceramics

**Ceramics** are typically made from clays (which contain silicates) and hardened by firing at high temperatures. Ceramics are nonmetallic materials that are strong, brittle, and resistant to heat and attack by chemicals.

Like glass, ceramics are based on silicates, but with that the resemblance ends. Glass can be melted and remelted as often as desired, but once a ceramic has been hardened, it is resistant to extremely high temperatures. This behavior results from the very different structures of glasses and ceramics. A glass is a *homogeneous*, noncrystalline “frozen solution,” and a ceramic is *heterogeneous*. A ceramic contains two phases: minute crystals of silicates that are suspended in a glassy cement.

To understand how ceramics harden, it is necessary to know something about the structure of clays. Clays are formed by the weathering action of water and carbon dioxide on the mineral feldspar, which is a mixture of silicates with empirical formulas such as  $\text{K}_2\text{O} \cdot \text{Al}_2\text{O}_3 \cdot 6\text{SiO}_2$  and  $\text{Na}_2\text{O} \cdot \text{Al}_2\text{O}_3 \cdot 6\text{SiO}_2$ . Feldspar is really an *aluminosilicate* in which aluminum as well as silicon atoms are part of the oxygen-bridged polyanion. The weathering of feldspar produces kaolinite, consisting of tiny thin platelets with the

**Table 10.5** Compositions of Some Common Types of Glass

Type of Glass	Percentages of Various Components						
	$\text{SiO}_2$	$\text{CaO}$	$\text{Na}_2\text{O}$	$\text{B}_2\text{O}_3$	$\text{Al}_2\text{O}_3$	$\text{K}_2\text{O}$	$\text{MgO}$
Window (soda-lime glass)	72	11	13	—	0.3	3.8	—
Cookware (aluminosilicate glass)	55	15	—	—	20	—	10
Heat-resistant (borosilicate glass)	76	3	5	13	2	0.5	—
Optical	69	12	6	0.3	—	12	—



An artist paints a ceramic vase before glazing.

empirical formula  $\text{Al}_2\text{Si}_2\text{O}_5(\text{OH})_4$ . When dry, the platelets cling together; when water is present, they can slide over one another, giving clay its plasticity. As clay dries, the platelets begin to interlock again. When the remaining water is driven off during firing, the silicates and cations form a glass that binds the tiny crystals of kaolinite.

Ceramics have a very long history. Rocks, which are natural ceramic materials, served as the earliest tools. Later, clay vessels dried in the sun or baked in fires served as containers for food and water. These early vessels were no doubt crude and quite porous. With the discovery of glazing, which probably occurred about 3000 B.C. in Egypt, pottery became more serviceable as well as more beautiful. Prized porcelain is essentially the same material as crude earthenware, but specially selected clays and glazings are used for porcelain and the clay object is fired at a very high temperature.

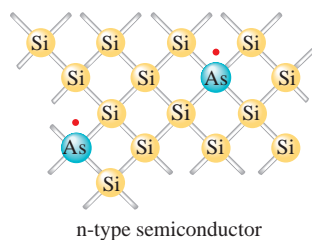
Although ceramics have been known since antiquity, they are not obsolete materials. On the contrary, ceramics constitute one of the most important classes of “high-tech” materials. Because of their stability at high temperatures and resistance to corrosion, ceramics seem an obvious choice for constructing jet and automobile engines in which the greatest fuel efficiencies are possible at very high temperatures. But ceramics are brittle—they break rather than bend—which limits their usefulness. However, more flexible ceramics can be obtained by adding small amounts of organic polymers. Taking their cue from natural “organoceramics” such as teeth and shells of sea creatures that contain small amounts of organic polymers, materials scientists have found that incorporating tiny amounts of long organic molecules into ceramics as they form produces materials that are much less subject to fracture. These materials should be useful for lighter, more durable engine parts, as well as for flexible superconducting wire and microelectronic devices. In addition, these organoceramics hold great promise for prosthetic devices such as artificial bones.

## Semiconductors

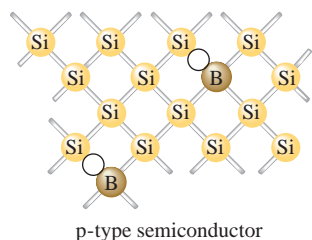
Elemental silicon has the same structure as diamond, as might be expected from its position in the periodic table (in Group 4A directly under carbon). Recall that in diamond there is a large energy gap between the filled and empty molecular orbitals (see Fig. 10.23). This gap prevents excitation of electrons to the empty molecular orbitals (conduction bands) and makes diamond an insulator. In silicon the situation is similar, but the energy gap is smaller. A few electrons can cross the gap at 25°C, making silicon a **semiconducting element**, or **semiconductor**. In addition, at higher temperatures, where more energy is available to excite electrons into the conduction bands, the conductivity of silicon increases. This is typical behavior for a semiconducting element and is in contrast to that of metals, whose conductivity decreases with increasing temperature.

The small conductivity of silicon can be enhanced at normal temperatures if the silicon crystal is *doped* with certain other elements. For example, when a small fraction of silicon atoms is replaced by arsenic atoms, each having *one more* valence electron than silicon, extra electrons become available for conduction, as shown in Fig. 10.29(a). This produces an **n-type semiconductor**, a substance whose conductivity is increased by doping it with atoms having more valence electrons than the atoms in the host crystal. These extra electrons lie close in energy to the conduction bands and can be easily excited into these levels, where they can conduct an electric current [see Fig. 10.30(a)].

We also can enhance the conductivity of silicon by doping the crystal with an element such as boron, which has only three valence electrons, *one less* than silicon. Because boron has one less electron than is required to form the bonds with the surrounding silicon atoms, an electron vacancy, or *hole*, is created, as shown in Fig. 10.29(b). As an electron fills this hole, it leaves a new hole, and this process can be repeated. Thus the hole advances through the crystal in a direction opposite to movement of the electrons jumping to fill the hole. Another way of thinking about this phenomenon is that in pure silicon each atom has four valence electrons and the low-energy molecular orbitals are exactly filled. Replacing silicon atoms with boron atoms leaves vacancies in these



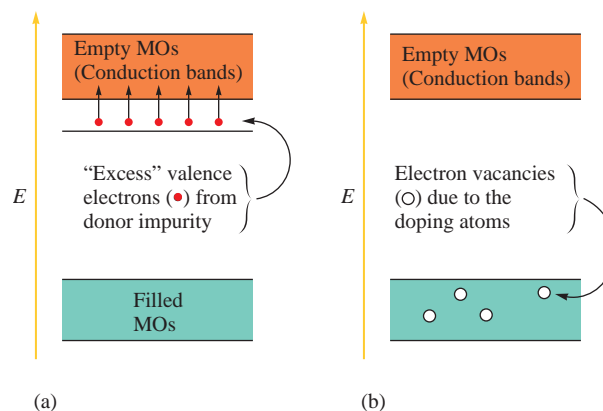
(a)



(b)

**Figure 10.29**

(a) A silicon crystal doped with arsenic, which has one more valence electron than silicon. (b) A silicon crystal doped with boron, which has one less electron than silicon.

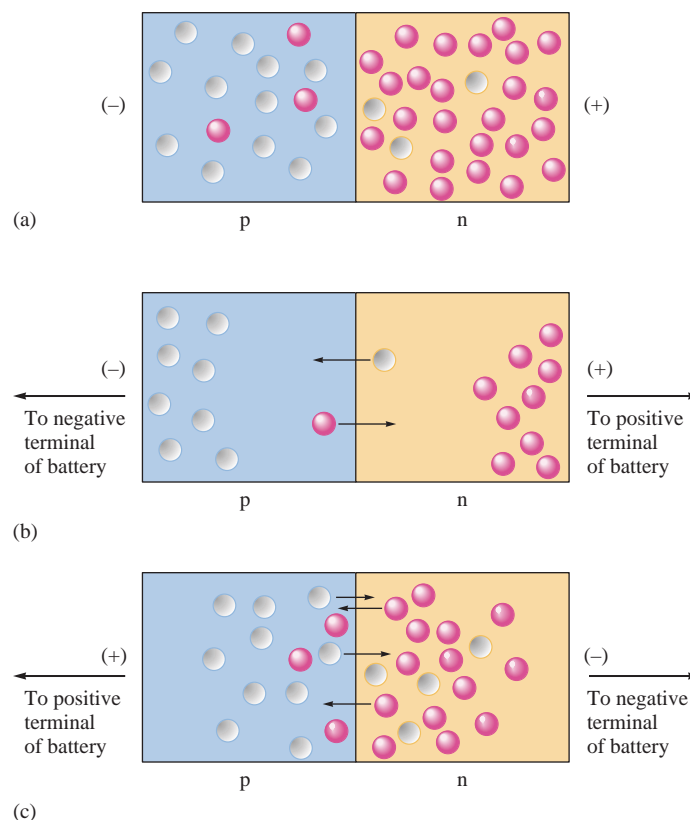
**Figure 10.30**

Energy-level diagrams for (a) an n-type semiconductor and (b) a p-type semiconductor.

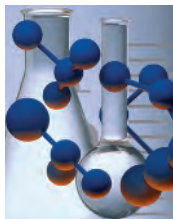
Electrons must be in singly occupied molecular orbitals to conduct a current.

molecular orbitals, as shown in Fig. 10.30(b). This means that there is only one electron in some of the molecular orbitals, and these unpaired electrons can function as conducting electrons. Thus the substance becomes a better conductor. When semiconductors are doped with atoms having fewer valence electrons than the atoms of the host crystal, they are called **p-type semiconductors**, so named because the positive holes can be viewed as the charge carriers.

Most important applications of semiconductors involve connection of a p-type and an n-type to form a **p-n junction**. Figure 10.31(a) shows a typical junction; the red dots represent excess electrons in the n-type semiconductor, and the white circles represent holes (electron vacancies) in the p-type semiconductor. At the junction, a small number of electrons migrate from the n-type region into the p-type region, where there are vacancies in the low-energy molecular orbitals. The effect of these migrations is to place a negative

**Figure 10.31**

The p-n junction involves the contact of a p-type and an n-type semiconductor. (a) The charge carriers of the p-type region are holes (○). In the n-type region the charge carriers are electrons (●). (b) No current flows (reverse bias). (c) Current readily flows (forward bias). Note that each electron that crosses the boundary leaves a hole behind. Thus the electrons and the holes move in opposite directions.



## chemical connections

### Transistors and Printed Circuits

Transistors have had an immense impact on the technology of electronic devices for which signal amplification is needed, such as communications equipment and computers. Before the invention of the transistor at Bell Laboratories in 1947, amplification was provided exclusively by vacuum tubes, which were both bulky and unreliable. The first electronic digital computer, ENIAC, built at the University of Pennsylvania, had 19,000 vacuum tubes and consumed 150,000 watts of electricity. Because of the discovery and development of the transistor and the printed circuit, a hand-held calculator run by a small battery now has the same computing power as ENIAC.

A *junction transistor* is made by joining n-type and p-type semiconductors so as to form an n-p-n or a p-n-p junction. The former type is shown in Fig. 10.32. In this diagram the input signal (to be amplified) occurs in circuit 1, which has a small resistance and a forward-biased n-p junction (junction 1). As the voltage of the input signal to this circuit varies, the current in the circuit varies, which means there is a change in the number of electrons crossing the n-p junction. Circuit 2 has a relatively large resistance and is under reverse bias. The key to operation of the transistor is that current only flows in circuit 2 when electrons crossing junction 1 also cross junction 2 and travel to the positive terminal. Since the current in circuit 1 determines the number of electrons crossing junction 1, the number of electrons available to cross junction 2 is also directly proportional to the current in circuit 1. The current in circuit 2 therefore varies depending on the current in circuit 1.

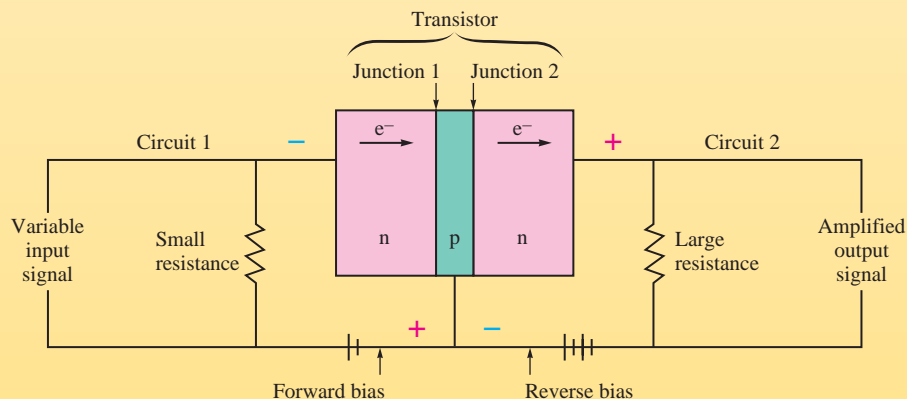
The voltage  $V$ , current  $I$ , and resistance  $R$  in a circuit are related by the equation

$$V = IR$$

Since circuit 2 has a large resistance, a given current in circuit 2 produces a larger voltage than the same current in circuit 1, which has a small resistance. Thus a signal or variable voltage in circuit 1, such as might be produced by a human voice on a telephone, is reproduced in circuit 2, but with much greater voltage changes. That is, the input signal has been *amplified* by the junction transistor. This device, which has replaced the large vacuum tube, is a tiny component of a printed circuit on a silicon chip.

Silicon chips are really “planar” transistors constructed from thin layers of n-type and p-type regions connected by conductors. A chip less than 1 cm wide can contain hundreds of printed circuits and be used in computers, radios, and televisions.

A printed circuit has many n-p-n junction transistors. Fig. 10.33 illustrates the formation of one transistor area. The chip begins as a thin wafer of silicon that has been doped with an n-type impurity. A protective layer of silicon dioxide is then produced on the wafer by exposing it in a furnace to an oxidizing atmosphere. The next step is to produce a p-type semiconductor. To do this, the surface of the oxide is covered by a polymeric photoresist, as shown in Fig. 10.33(a). A template that only allows light to shine



**Figure 10.32**

A schematic of two circuits connected by a transistor. The signal in circuit 1 is amplified in circuit 2.

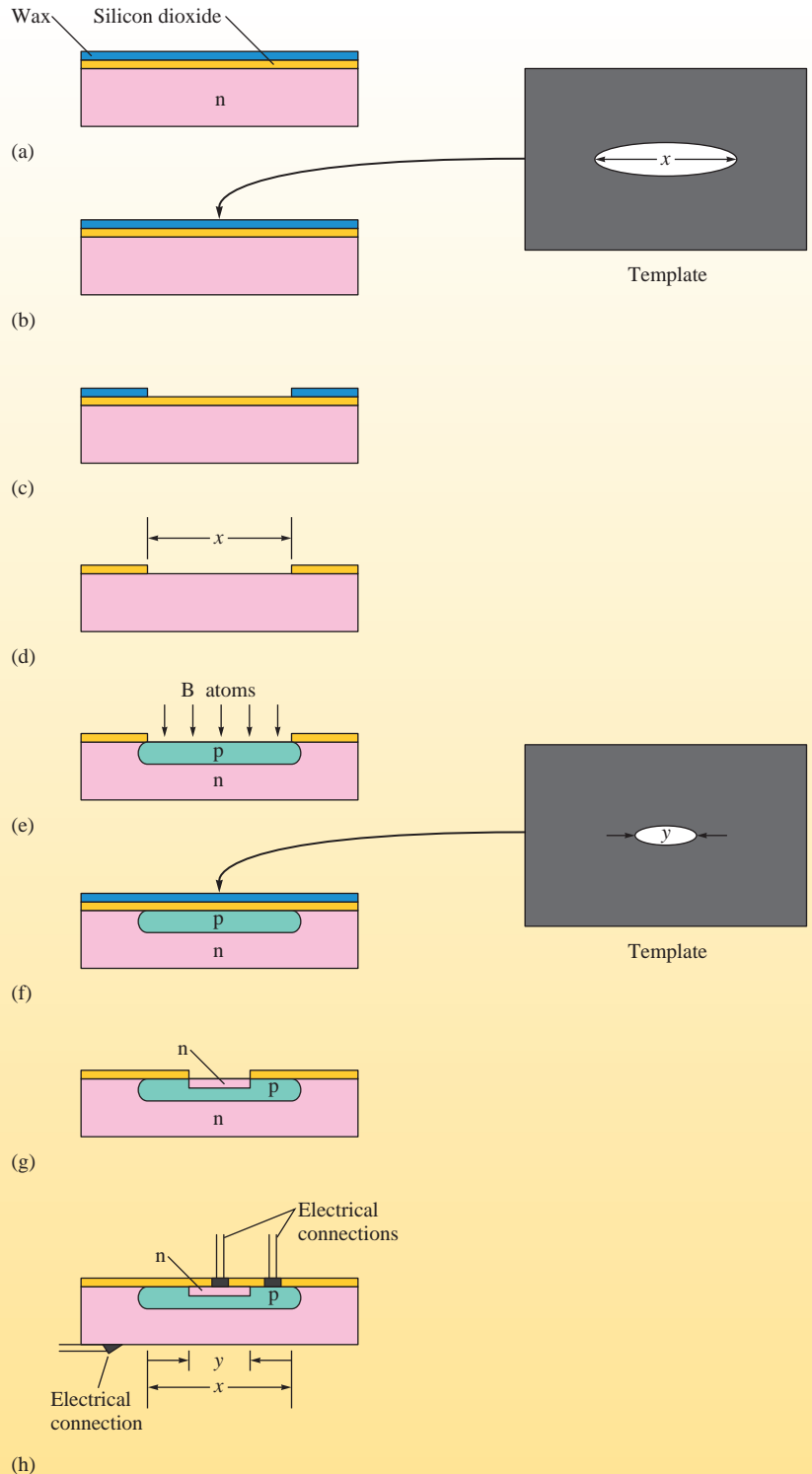
through in selected areas is then placed on top [Fig. 10.33(b)], and light is shown on the chip. The photoresist that has been exposed to light undergoes a chemical change that causes its solubility to be different from the unexposed photoresist. The exposed photoresist is dissolved using selective solvents [Fig. 10.33(c)], and the exposed area is treated with an etching solution to dissolve the oxide coating [Fig. 10.33(d)]. When the remaining photoresist is dissolved, the silicon wafer has its oxide coating intact except at the one spot (of diameter  $x$ ), as shown in Fig. 10.33(d).

Exposing the wafer to a p-type impurity such as boron at about  $1000^{\circ}\text{C}$  causes a p-type semiconductor area to be formed in the exposed spot as the boron atoms diffuse into the silicon crystal [Fig. 10.33(e)]. Next, to form a small n-type area in the center of the p-type region, the wafer is again placed in the oxidizing furnace to be recoated over its entire surface with oxide. Then a new photoresist covering is applied, which is illuminated through a template with a transparent area indicated by  $y$  [Fig. 10.33(f)]. The photoresist and oxide are then removed from the illuminated area, and the wafer is exposed to an n-type impurity to form a small n-type region as shown in Fig. 10.33(g). Next, conductors are layered onto the chip giving the finished transistor [Fig. 10.33(h)], which has two circuits connected through an n-p-n junction (see Fig. 10.32). This transistor then becomes a part of a large circuit layered onto the chip and interconnected by conductors.

The method given here for producing a printed circuit does not represent the latest technology in this field. The manufacture of printed circuits is a highly competitive business, and changes in methodology occur almost daily.

**Figure 10.33**

The steps for forming a transistor in a crystal of initially pure silicon.



charge on the p-type region (since it now has a surplus of electrons) and a positive charge on the n-type region (since it has lost electrons, leaving holes in its low-energy molecular orbitals). This charge buildup, called the *contact potential*, or *junction potential*, prevents further migration of electrons.

Now suppose an external electric potential is applied by connecting the negative terminal of a battery to the p-type region and the positive terminal to the n-type region. The situation represented in Fig. 10.31(b) results. Electrons are drawn toward the positive terminal, and the resulting holes move toward the negative terminal—exactly opposite to the natural flow of electrons at the p–n junction. The junction resists the imposed current flow in this direction and is said to be under *reverse bias*. No current flows through the system.

On the other hand, if the battery is connected so that the negative terminal is connected to the n-type region and the positive terminal is connected to the p-type region [Fig. 10.31(c)], the movement of electrons (and holes) is in the favored direction. The junction has low resistance, and a current flows easily. The junction is said to be under *forward bias*.

A p–n junction makes an excellent *rectifier*, a device that produces a pulsating direct current (flows in one direction) from alternating current (flows in both directions alternately). When placed in a circuit where the potential is constantly reversing, a p–n junction transmits current only under forward bias, thus converting the alternating current to direct current. Radios, computers, and other electronic devices formerly used bulky, unreliable vacuum tubes as rectifiers. The p–n junction has revolutionized electronics; modern solid-state components contain p–n junctions in printed circuits.

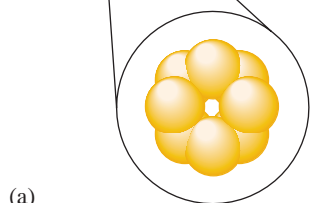
Printed circuits are discussed in the Chemical Connections feature on page 464.

## 10.6 ► Molecular Solids

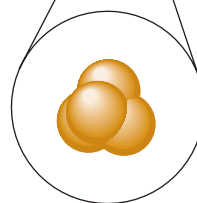
So far we have considered solids in which atoms occupy the lattice positions. In some of these substances (network solids), the solid can be considered to be one giant molecule. In addition, there are many types of solids that contain discrete molecular units at each lattice position. A common example is ice, where the lattice positions are occupied by water molecules [see Fig. 10.12(c)]. Other examples are dry ice (solid carbon dioxide), some forms of sulfur that contain  $S_8$  molecules [Fig. 10.34(a)], and certain forms of phosphorus that contain  $P_4$  molecules [Fig. 10.34(b)]. These substances are characterized by strong



A “steaming” piece of dry ice.



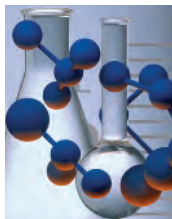
(a)



(b)

**Figure 10.34**

(a) Sulfur crystals (yellow) contain  $S_8$  molecules. (b) White phosphorus (containing  $P_4$  molecules) is so reactive with the oxygen in air that it must be stored under water.



## chemical connections

### Explosive Sniffer

These days security is at the top of everyone's list of important concerns, especially for those people who are responsible for the safety of our transportation systems. In particular, airports need speedy and sensitive detectors for explosives. Plastic explosives are especially tricky to detect because they do not respond to metal detectors, and they can be shaped into innocent-looking objects to avoid X-ray detection. However, a team of scientists at Oak Ridge National Laboratory led by Thomas Thundat has just published a description of an inexpensive device that is extremely sensitive to two N-containing compounds found in plastic explosives. The key part of this detection device is a tiny (180-micrometer), V-shaped cantilever made of silicon. The cantilever is shown in the accompanying photo next to a human hair for size comparison.

The upper surface of the cantilever was first coated with a layer of gold and then a one-molecule-thick layer of an acid that binds to each of the two N-containing molecules to be detected: pentaerythritol tetranitrate (PETN) and hexahydro-1,3,5-triazine (RDX). When a stream of air containing tiny amounts of PETN or RDX passes over the cantilever, these molecules bind to the cantilever, causing it to bend "like a diving board." This bending is not due to the added mass of the attached PETN and RDX. Rather, the deformation occurs because the area of the cantilever surface where binding takes place stretches relative to the unbound areas. A laser pointed at the cantilever detects the bending motion when PETN or RDX (or both) is present. The device's sensitivity is quite remarkable: 14 parts per trillion of PETN and 30 parts per trillion of RDX.

All in all, this device appears very promising for detecting plastic explosives in luggage. The cantilevers are inexpensive to construct (approximately \$1), and the entire device is about the size of a shoe box. Also, the Oak Ridge team can fabricate thousands of cantilevers in one device. By putting different coatings on the cantilever arms, it should be possible to detect many other types of chemicals and possible biological agents.

This detector looks like a very promising addition to our arsenal of security devices.



When explosive compounds bind to these V-shaped cantilevers, the microscopic structures, which are about the width of a hair, bend and produce a signal.

covalent bonding *within* the molecules but relatively weak forces *between* the molecules. For example, it takes only 6 kJ of energy to melt 1 mole of solid water (ice) because only intermolecular ( $\text{H}_2\text{O}-\text{H}_2\text{O}$ ) interactions must be overcome. However, 470 kJ of energy is required to break 1 mole of covalent O—H bonds. The differences between the covalent bonds within the molecules and the forces between the molecules are apparent from the comparison of the interatomic and intermolecular distances in solids shown in Table 10.6.

The forces that exist among the molecules in a molecular solid depend on the nature of the molecules. Many molecules such as  $\text{CO}_2$ ,  $\text{I}_2$ ,  $\text{P}_4$ , and  $\text{S}_8$  have no dipole moment, and the intermolecular forces are London dispersion forces. Because these forces are often relatively small, we might expect all these substances to be gaseous at  $25^\circ\text{C}$ , as is the case for carbon dioxide. However, as the size of the molecules increases, the London forces become quite large, causing many of these substances to be solids at  $25^\circ\text{C}$ .

When molecules do have dipole moments, their intermolecular forces are significantly greater, especially when hydrogen bonding is possible. Water molecules are particularly well suited to interact with each other because each molecule has two polar O—H bonds

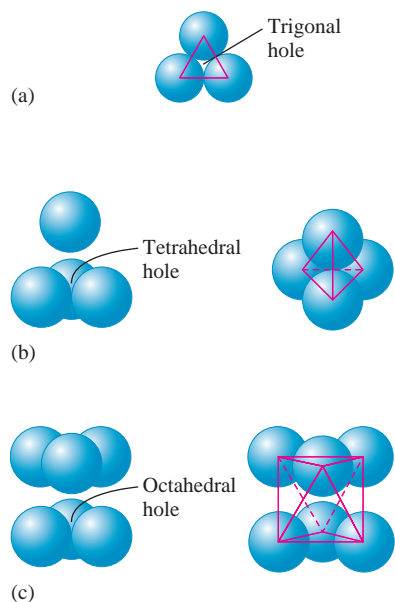
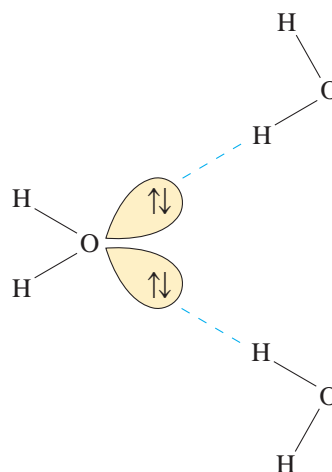


**Table 10.6** ▶ Comparison of Atomic Separations Within Molecules (Covalent Bonds) and Between Molecules (Intermolecular Interactions)

Solid	Distance Between Atoms in Molecule*	Closest Distance Between Molecules in the Solid
P <sub>4</sub>	220 pm	380 pm
S <sub>8</sub>	206 pm	370 pm
Cl <sub>2</sub>	199 pm	360 pm

\*The shorter distances within the molecules indicate stronger bonding.

and two lone pairs on the oxygen atom. This can lead to the association of four hydrogen atoms with each oxygen: two by covalent bonds and two by dipole forces:

**Figure 10.35**

The holes that exist among closest packed uniform spheres. (a) The trigonal hole formed by three spheres in a given plane. (b) The tetrahedral hole formed when a sphere occupies a dimple formed by three spheres in an adjacent layer. (c) The octahedral hole formed by six spheres in two adjacent layers.

Note the two relatively short covalent oxygen–hydrogen bonds and the two longer oxygen–hydrogen dipole interactions that can be seen in the ice structure in Fig. 10.12(c).

## 10.7 ▶ Ionic Solids

Ionic solids are stable, high-melting substances held together by the strong electrostatic forces that exist between oppositely charged ions. The principles governing the structures of ionic solids were introduced in Section 8.5. In this section we will review and extend these principles.

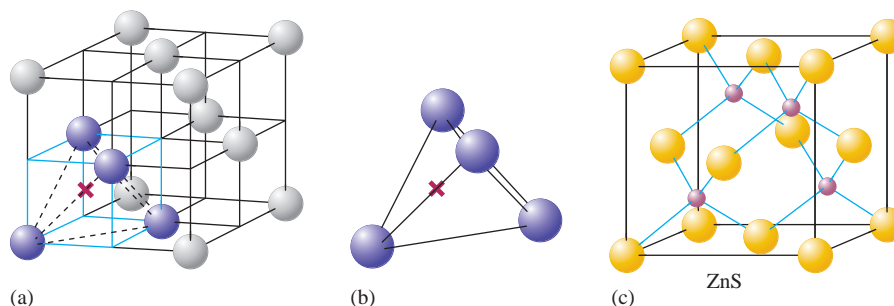
The structures of most binary ionic solids, such as sodium chloride, can be explained by the closest packing of spheres. Typically, the larger ions, usually the anions, are packed in one of the closest packing arrangements (hcp or ccp), and the smaller cations fit into holes among the closest packed anions. The packing is done in a way that maximizes the electrostatic attractions among oppositely charged ions and minimizes the repulsions among ions with like charges.

There are three types of holes in closest packed structures:

1. Trigonal holes are formed by three spheres in the same layer [Fig. 10.35(a)].
2. Tetrahedral holes are formed when a sphere sits in the dimple of three spheres in an adjacent layer [Fig. 10.35(b)].
3. Octahedral holes are formed between two sets of three spheres in adjoining layers of the closest packed structures [Fig. 10.35(c)].

**Figure 10.36**

(a) The location (red X) of a tetrahedral hole in the face-centered cubic unit cell. (b) One of the tetrahedral holes. (c) The unit cell for ZnS where the  $S^{2-}$  ions (yellow) are closest packed with the  $Zn^{2+}$  ions (red) in alternating tetrahedral holes.



For spheres of a given diameter, the holes increase in size in the order

$$\text{trigonal} < \text{tetrahedral} < \text{octahedral}$$

In fact, trigonal holes are so small that they are never occupied in binary ionic compounds. Whether the tetrahedral or octahedral holes in a given binary ionic solid are occupied depends mainly on the *relative* sizes of the anion and cation. For example, in zinc sulfide the  $S^{2-}$  ions (ionic radius = 180 pm) are arranged in a cubic closest packed structure with the smaller  $Zn^{2+}$  ions (ionic radius = 70 pm) in the tetrahedral holes. The locations of the tetrahedral holes in the face-centered cubic unit cell of the ccp structure are shown in Fig. 10.36(a). Note from this figure that there are eight tetrahedral holes in the unit cell. Also recall from the discussion in Section 10.4 that there are four net spheres in the face-centered cubic unit cell. Thus there are *twice as many tetrahedral holes as packed anions* in the closest packed structure. Zinc sulfide must have the same number of  $S^{2-}$  ions and  $Zn^{2+}$  ions to achieve electrical neutrality. Thus in the zinc sulfide structure only *half* the tetrahedral holes contain  $Zn^{2+}$  ions, as shown in Fig. 10.36(c).

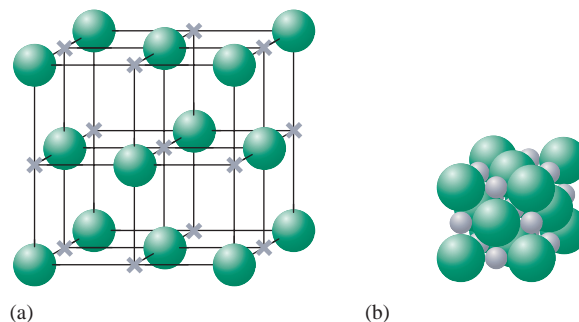
The structure of sodium chloride can be described in terms of a cubic closest packed array of  $Cl^{-}$  ions with  $Na^{+}$  ions in all the octahedral holes. The locations of the octahedral holes in the face-centered cubic unit cell are shown in Fig. 10.37(a). The easiest octahedral hole to find in this structure is the one at the center of the cube. Note that this hole is surrounded by six spheres, as is required to form an octahedron. The remaining octahedral holes are shared with other unit cells and are more difficult to visualize. However, it can be shown that the number of octahedral holes in the ccp structure is the *same* as the number of packed anions. Figure 10.37(b) shows the structure for sodium chloride that results from  $Na^{+}$  ions filling all the octahedral holes in a ccp array of  $Cl^{-}$  ions.

A great variety of ionic solids exists. Our purpose in this section is not to give an exhaustive treatment of ionic solids, but to emphasize the fundamental principles governing their structures. As we have seen, the most useful model for explaining the structures of these solids regards the ions as hard spheres that are packed to maximize attractions and minimize repulsions.

Closest packed structures contain twice as many tetrahedral holes as packed spheres. Closest packed structures contain the same number of octahedral holes as packed spheres.

**Figure 10.37**

(a) The locations (gray X) of the octahedral holes in the face-centered cubic unit cell. (b) Representation of the unit cell for solid NaCl. The  $Cl^{-}$  ions (green spheres) have a ccp arrangement with  $Na^{+}$  ions (gray spheres) in all the octahedral holes. Note that this representation shows the idealized closest packed structure of NaCl. In the actual structure, the  $Cl^{-}$  ions do not quite touch.



**EXAMPLE 10.3** — **Determining the Number of Ions in a Unit Cell**

Determine the net number of  $\text{Na}^+$  and  $\text{Cl}^-$  ions in the sodium chloride unit cell.

**Solution**

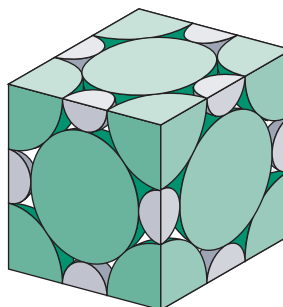
Note from Fig. 10.37(b) that the  $\text{Cl}^-$  ions are cubic closest packed and thus form a face-centered cubic unit cell. There is a  $\text{Cl}^-$  ion on each corner and one at the center of each face of the cube. Thus the net number of  $\text{Cl}^-$  ions present in a unit cell is

$$8\left(\frac{1}{8}\right) + 6\left(\frac{1}{2}\right) = 4$$

The  $\text{Na}^+$  ions occupy the octahedral holes located in the center of the cube and midway along each edge. The  $\text{Na}^+$  ion in the center of the cube is contained entirely in the unit cell, whereas those on the edges are shared by four unit cells (four cubes share a common edge). Since the number of edges in a cube is 12, the net number of  $\text{Na}^+$  ions present is

$$1(1) + 12\left(\frac{1}{4}\right) = 4$$

We have shown that the net number of ions in a unit cell is 4  $\text{Na}^+$  ions and 4  $\text{Cl}^-$  ions, which agrees with the 1:1 stoichiometry of sodium chloride.



**SEE EXERCISES 10.67 THROUGH 10.74**

In this chapter we have considered various types of solids. Table 10.7 summarizes these types of solids and some of their properties.

**EXAMPLE 10.4** — **Types of Solids**

Using Table 10.7, classify each of the following substances according to the type of solid it forms.

- Gold
- Carbon dioxide
- Lithium fluoride
- Krypton

**Solution**

- Solid gold is an atomic solid with metallic properties.
- Solid carbon dioxide contains nonpolar carbon dioxide molecules and is a molecular solid.
- Solid lithium fluoride contains  $\text{Li}^+$  and  $\text{F}^-$  ions and is a binary ionic solid.
- Solid krypton contains krypton atoms that can interact only through London dispersion forces. It is an atomic solid but has properties characteristic of a molecular solid with nonpolar molecules.

**SEE EXERCISES 10.79 AND 10.80**

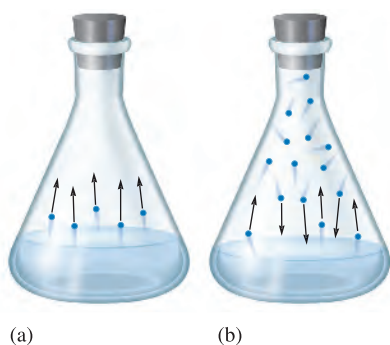
Table 10.7 ▶ Types and Properties of Solids

Type of Solid:	Atomic			Molecular	Ionic
	Network	Metallic	Group 8A		
Structural Unit:	Atom	Atom	Atom	Molecule	Ion
Type of Bonding:	Directional covalent bonds	Nondirectional covalent bonds involving electrons that are delocalized throughout the crystal	London dispersion forces	Polar molecules: dipole–dipole interactions Nonpolar molecules: London dispersion forces	Ionic
Typical Properties:	Hard	Wide range of hardness		Soft	Hard
	High melting point	Wide range of melting points	Very low melting point	Low melting point	High melting point
Examples:	Insulator	Conductor		Insulator	Insulator
	Diamond	Silver Iron Brass	Argon(s)	Ice (solid H <sub>2</sub> O) Dry ice (solid CO <sub>2</sub> )	Sodium chloride Calcium fluoride

## 10.8 ▶ Vapor Pressure and Changes of State

Vapor is the usual term for the gas phase of a substance that exists as a solid or liquid at 25°C and 1 atm.

$\Delta H_{\text{vap}}$  for water at 100°C is 40.7 kJ/mol.



**Figure 10.38**

Behavior of a liquid in a closed container. (a) Initially, net evaporation occurs as molecules are transferred from the liquid to the vapor phase, so the amount of liquid decreases. (b) As the number of vapor molecules increases, the rate of return to the liquid (condensation) increases, until finally the rate of condensation equals the rate of evaporation. The system is at equilibrium, and no further changes occur in the amounts of vapor or liquid.

Now that we have considered the general properties of the three states of matter, we can explore the processes by which matter changes state. One very familiar example of a change in state occurs when a liquid evaporates from an open container. This is clear evidence that the molecules of a liquid can escape the liquid's surface and form a gas, a process called **vaporization**, or **evaporation**. Vaporization is endothermic because energy is required to overcome the relatively strong intermolecular forces in the liquid. The energy required to vaporize 1 mole of a liquid at a pressure of 1 atm is called the **heat of vaporization**, or the **enthalpy of vaporization**, and is usually symbolized as  $\Delta H_{\text{vap}}$ .

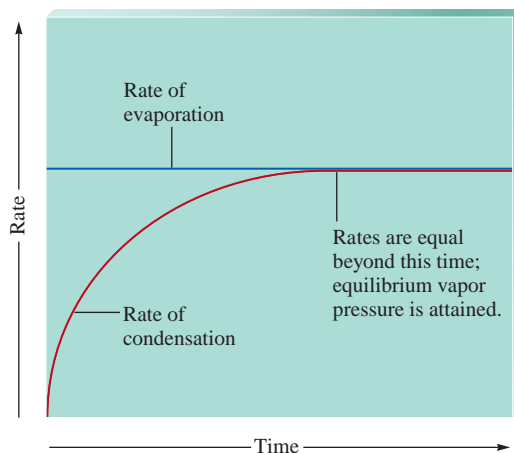
The endothermic nature of vaporization has great practical significance; in fact, one of the most important roles that water plays in our world is to act as a coolant. Because of the strong hydrogen bonding among its molecules in the liquid state, water has an unusually large heat of vaporization (40.7 kJ/mol). A significant portion of the sun's energy that reaches earth is spent evaporating water from the oceans, lakes, and rivers rather than warming the earth. The vaporization of water is also crucial to the body's temperature-control system through evaporation of perspiration.

### Vapor Pressure

When a liquid is placed in a closed container, the amount of liquid at first decreases but eventually becomes constant. The decrease occurs because there is an initial net transfer of molecules from the liquid to the vapor phase (Fig. 10.38). This evaporation process occurs at a constant rate at a given temperature (see Fig. 10.39). However, the reverse process is different. Initially, as the number of vapor molecules increases, so does the rate of return of these molecules to the liquid. The process by which vapor molecules re-form a liquid is called **condensation**. Eventually, enough vapor molecules are present above the liquid so that the rate of condensation equals the rate of evaporation (see Fig. 10.39). *At this point no further net change occurs in the amount of liquid or vapor because the two opposite processes exactly balance each other; the system is at equilibrium.* Note that

**Figure 10.39**

The rates of condensation and evaporation over time for a liquid sealed in a closed container. The rate of evaporation remains constant and the rate of condensation increases as the number of molecules in the vapor phase increases, until the two rates become equal. At this point, the equilibrium vapor pressure is attained.



A system at equilibrium is dynamic on the molecular level but shows no macroscopic changes.


this system is highly *dynamic* on the molecular level—molecules are constantly escaping from and entering the liquid at a high rate. However, there is no *net* change because the two opposite processes just *balance* each other.

The pressure of the vapor present at equilibrium is called the **equilibrium vapor pressure**, or more commonly, the **vapor pressure** of the liquid. A simple barometer can measure the vapor pressure of a liquid, as shown in Fig. 10.40(a). The liquid is injected at the bottom of the tube of mercury and floats to the surface because the mercury is so dense. A portion of the liquid evaporates at the top of the column, producing a vapor whose pressure pushes some mercury out of the tube. When the system reaches equilibrium, the vapor pressure can be determined from the change in the height of the mercury column since

$$P_{\text{atmosphere}} = P_{\text{vapor}} + P_{\text{Hg column}}$$

Thus

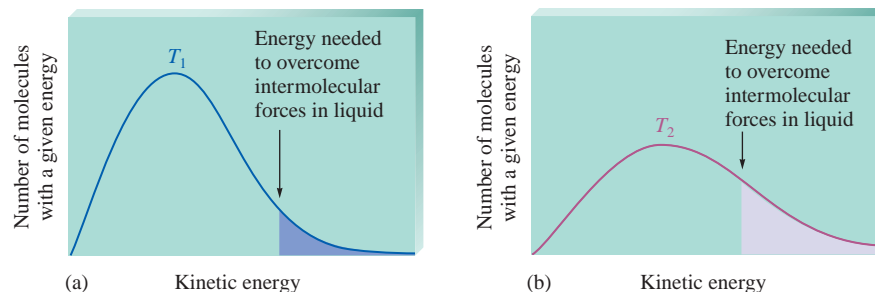
$$P_{\text{vapor}} = P_{\text{atmosphere}} - P_{\text{Hg column}}$$

**Figure 10.40**

(a) The vapor pressure of a liquid can be measured easily using a simple barometer of the type shown here. (b) The three liquids, water, ethanol (C<sub>2</sub>H<sub>5</sub>OH), and diethyl ether [(C<sub>2</sub>H<sub>5</sub>)<sub>2</sub>O], have quite different vapor pressures. Ether is by far the most volatile of the three. Note that in each case a little liquid remains (floating on the mercury).

**Figure 10.41**

The number of molecules in a liquid with a given energy versus kinetic energy at two temperatures. Part (a) shows a lower temperature than that in part (b). Note that the proportion of molecules with enough energy to escape the liquid to the vapor phase (indicated by shaded areas) increases dramatically with temperature. This causes vapor pressure to increase markedly with temperature.



The vapor pressures of liquids vary widely [see Fig. 10.40(b)]. Liquids with high vapor pressures are said to be *volatile*—they evaporate rapidly from an open dish. The vapor pressure of a liquid is principally determined by the size of the *intermolecular forces* in the liquid. Liquids in which the intermolecular forces are large have relatively low vapor pressures because the molecules need high energies to escape to the vapor phase. For example, although water has a much lower molar mass than diethyl ether, the strong hydrogen-bonding forces that exist among water molecules in the liquid cause water's vapor pressure to be much lower than that of diethyl ether [see Fig. 10.40(b)]. In general, substances with large molar masses have relatively low vapor pressures, mainly because of the large dispersion forces. The more electrons a substance has, the more polarizable it is, and the greater the dispersion forces are.

Measurements of the vapor pressure for a given liquid at several temperatures show that *vapor pressure increases significantly with temperature*. Figure 10.41 illustrates the distribution of molecular kinetic energy present in a liquid at two different temperatures. To overcome the intermolecular forces in a liquid, a molecule must have sufficient kinetic energy. As the temperature of the liquid is increased, the fraction of molecules having the minimum energy needed to overcome these forces and escape to the vapor phase increases markedly. Thus the vapor pressure of a liquid increases dramatically with temperature. Values for water at several temperatures are given in Table 10.8.

The quantitative nature of the temperature dependence of vapor pressure can be represented graphically. Plots of vapor pressure versus temperature for water, ethanol, and diethyl ether are shown in Fig. 10.42(a). Note the nonlinear increase in vapor pressure for all the liquids as the temperature is increased. We find that a straight line can be obtained by plotting  $\ln(P_{\text{vap}})$  versus  $1/T$ , where  $T$  is the Kelvin temperature, as shown in Fig. 10.42(b). We can represent this behavior by the equation

$$\ln(P_{\text{vap}}) = -\frac{\Delta H_{\text{vap}}}{R} \left( \frac{1}{T} \right) + C \quad (10.4)$$

where  $\Delta H_{\text{vap}}$  is the enthalpy of vaporization,  $R$  is the universal gas constant, and  $C$  is a constant characteristic of a given liquid. The symbol  $\ln$  means that the natural logarithm of the vapor pressure is taken.

Equation (10.4) is the equation for a straight line of the form  $y = mx + b$ , where

$$y = \ln(P_{\text{vap}})$$

$$x = \frac{1}{T}$$

$$m = \text{slope} = -\frac{\Delta H_{\text{vap}}}{R}$$

$$b = \text{intercept} = C$$

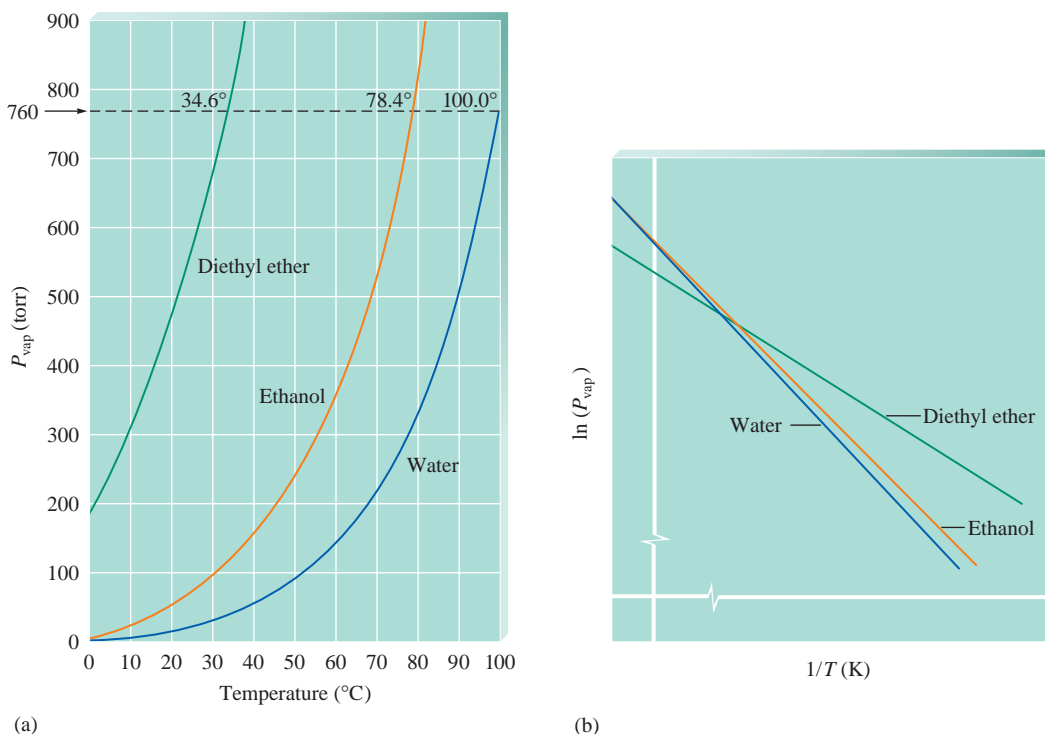
**Table 10.8** ▶ The Vapor Pressure of Water as a Function of Temperature

$T$ (°C)	$P$ (torr)
0.0	4.579
10.0	9.209
20.0	17.535
25.0	23.756
30.0	31.824
40.0	55.324
60.0	149.4
70.0	233.7
90.0	525.8

Natural logarithms are reviewed in Appendix 1.2.

**EXAMPLE 10.5** — **Determining Enthalpies of Vaporization**

Using the plots in Fig. 10.42(b), determine whether water or diethyl ether has the larger enthalpy of vaporization.



**Figure 10.42**

(a) The vapor pressure of water, ethanol, and diethyl ether as a function of temperature. (b) Plots of  $\ln(P_{\text{vap}})$  versus  $1/T$  (Kelvin temperature) for water, ethanol, and diethyl ether.

**Solution**

When  $\ln(P_{\text{vap}})$  is plotted versus  $1/T$ , the slope of the resulting straight line is

$$-\frac{\Delta H_{\text{vap}}}{R}$$

Note from Fig. 10.42(b) that the slopes of the lines for water and diethyl ether are both negative, as expected, and that the line for ether has the smaller slope. Thus ether has the smaller value of  $\Delta H_{\text{vap}}$ . This makes sense because the hydrogen bonding in water causes it to have a relatively large enthalpy of vaporization.

**SEE EXERCISE 10.87**

Equation (10.4) is important for several reasons. For example, we can determine the heat of vaporization for a liquid by measuring  $P_{\text{vap}}$  at several temperatures and then evaluating the slope of a plot of  $\ln(P_{\text{vap}})$  versus  $1/T$ . On the other hand, if we know the values of  $\Delta H_{\text{vap}}$  and  $P_{\text{vap}}$  at one temperature, we can use Equation (10.4) to calculate  $P_{\text{vap}}$  at another temperature. This can be done by recognizing that the constant  $C$  does not

depend on temperature. Thus at two temperatures  $T_1$  and  $T_2$  we can solve Equation (10.4) for  $C$  and then write the equality

$$\ln(P_{\text{vap},T_1}) + \frac{\Delta H_{\text{vap}}}{RT_1} = C = \ln(P_{\text{vap},T_2}) + \frac{\Delta H_{\text{vap}}}{RT_2}$$

This can be rearranged to

$$\ln(P_{\text{vap},T_1}) - \ln(P_{\text{vap},T_2}) = \frac{\Delta H_{\text{vap}}}{R} \left( \frac{1}{T_2} - \frac{1}{T_1} \right)$$

or

$$\ln\left(\frac{P_{\text{vap},T_1}}{P_{\text{vap},T_2}}\right) = \frac{\Delta H_{\text{vap}}}{R} \left( \frac{1}{T_2} - \frac{1}{T_1} \right) \quad (10.5)$$

Equation (10.5) is called the *Clausius–Clapeyron equation*.

### EXAMPLE 10.6 Calculating Vapor Pressure

The vapor pressure of water at 25°C is 23.8 torr, and the heat of vaporization of water at 25°C is 43.9 kJ/mol. Calculate the vapor pressure of water at 50.°C.

#### Solution

We will use Equation (10.5):

$$\ln\left(\frac{P_{\text{vap},T_1}}{P_{\text{vap},T_2}}\right) = \frac{\Delta H_{\text{vap}}}{R} \left( \frac{1}{T_2} - \frac{1}{T_1} \right)$$

For water we have

$$P_{\text{vap},T_1} = 23.8 \text{ torr}$$

$$T_1 = 25 + 273 = 298 \text{ K}$$

$$T_2 = 50. + 273 = 323 \text{ K}$$

$$\Delta H_{\text{vap}} = 43.9 \text{ kJ/mol} = 43,900 \text{ J/mol}$$

$$R = 8.3145 \text{ J/K} \cdot \text{mol}$$

Thus

$$\ln\left(\frac{23.8 \text{ torr}}{P_{\text{vap},T_2} \text{ (torr)}}\right) = \frac{43,900 \text{ J/mol}}{8.3145 \text{ J/K} \cdot \text{mol}} \left( \frac{1}{323 \text{ K}} - \frac{1}{298 \text{ K}} \right)$$

$$\ln\left(\frac{23.8}{P_{\text{vap},T_2}}\right) = -1.37$$

Taking the antilog (see Appendix 1.2) of both sides gives

$$\frac{23.8}{P_{\text{vap},T_2}} = 0.254$$

$$P_{\text{vap},T_2} = 93.7 \text{ torr}$$

$$P_{\text{vap},T_2} = 93.7 \text{ torr}$$

#### SEE EXERCISES 10.89 THROUGH 10.92

Like liquids, solids have vapor pressures. Figure 10.43 shows iodine vapor forming solid iodine on the bottom of a cooled dish. Under normal conditions iodine **sublimes**; that is, it goes directly from the solid to the gaseous state without passing through the liquid state. **Sublimation** also occurs with dry ice (solid carbon dioxide).

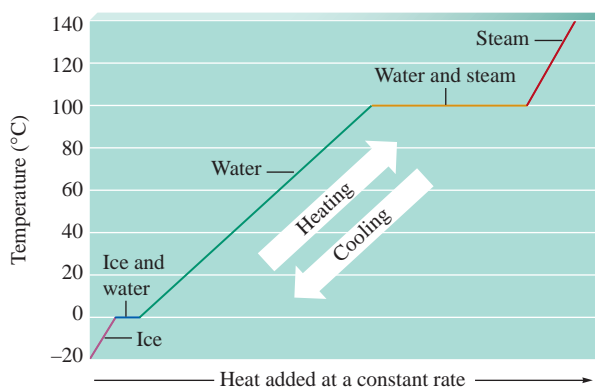
### Changes of State

What happens when a solid is heated? Typically, it will melt to form a liquid. If the heating continues, the liquid will at some point boil and form the vapor phase. This process can be represented by a **heating curve**: a plot of temperature versus time for a process where energy is added at a constant rate.



**Figure 10.43** Iodine being heated, causing it to sublime, forming crystals of  $I_2(s)$  on the bottom of an evaporating dish cooled by ice.





**Figure 10.44**

The heating curve (not drawn to scale) for a given quantity of water where energy is added at a constant rate. The plateau at the boiling point is longer than the plateau at the melting point because it takes almost seven times more energy (and thus seven times the heating time) to vaporize liquid water than to melt ice. The slopes of the other lines are different because the different states of water have different molar heat capacities (the energy required to raise the temperature of 1 mole of a substance by 1°C).

Ionic solids such as NaCl and NaF have very high melting points and enthalpies of fusion because of the strong ionic forces in these solids. At the other extreme is  $O_2(s)$ , a molecular solid containing nonpolar molecules with weak intermolecular forces. (See Table 10.9.)

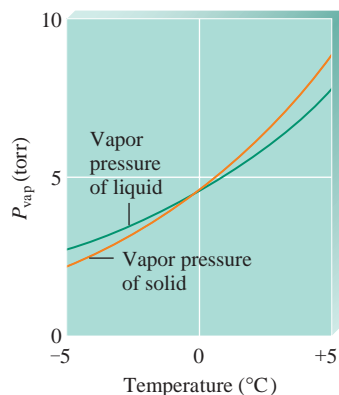
The melting and boiling points will be defined more precisely later in this section.

The heating curve for water is given in Fig. 10.44. As energy flows into the ice, the random vibrations of the water molecules increase as the temperature rises. Eventually, the molecules become so energetic that they break loose from their lattice positions, and the change from solid to liquid occurs. This is indicated by a plateau at 0°C on the heating curve. At this temperature, called the *melting point*, all the added energy is used to disrupt the ice structure by breaking the hydrogen bonds, thus increasing the potential energy of the water molecules. The enthalpy change that occurs at the melting point when a solid melts is called the **heat of fusion**, or more accurately, the **enthalpy of fusion**,  $\Delta H_{\text{fus}}$ . The melting points and enthalpies of fusion for several representative solids are listed in Table 10.9.

The temperature remains constant until the solid has completely changed to liquid; then it begins to increase again. At 100°C the liquid water reaches its *boiling point*, and the temperature then remains constant as the added energy is used to vaporize the liquid. When the liquid is completely changed to vapor, the temperature again begins to rise. Note that changes of state are physical changes; although intermolecular forces have been overcome, no chemical bonds have been broken. If the water vapor were heated to much higher temperatures, the water molecules would break down into the individual atoms. This would be a chemical change, since covalent bonds are broken. We no longer have water after this occurs.

**Table 10.9** ▶ Melting Points and Enthalpies of Fusion for Several Representative Solids

Compound	Melting Point (°C)	Enthalpy of Fusion (kJ/mol)
$O_2$	-218	0.45
HCl	-114	1.99
HI	-51	2.87
$CCl_4$	-23	2.51
$CHCl_3$	-64	9.20
$H_2O$	0	6.02
NaF	992	29.3
NaCl	801	30.2



**Figure 10.45**

The vapor pressures of solid and liquid water as a function of temperature. The data for liquid water below 0°C are obtained from supercooled water. The data for solid water above 0°C are estimated by extrapolation of vapor pressure from below 0°C.

The melting and boiling points for a substance are determined by the vapor pressures of the solid and liquid states. Figure 10.45 shows the vapor pressures of solid and liquid water as functions of temperature near 0°C. Note that below 0°C the vapor pressure of ice is less than the vapor pressure of liquid water. Also note that the vapor pressure of ice has a larger temperature dependence than that of the liquid. That is, the vapor pressure of ice increases more rapidly for a given rise in temperature than does the vapor pressure of water. Thus, as the temperature of the solid is increased, a point is eventually reached where the *liquid and solid have identical vapor pressures*. This is the melting point.

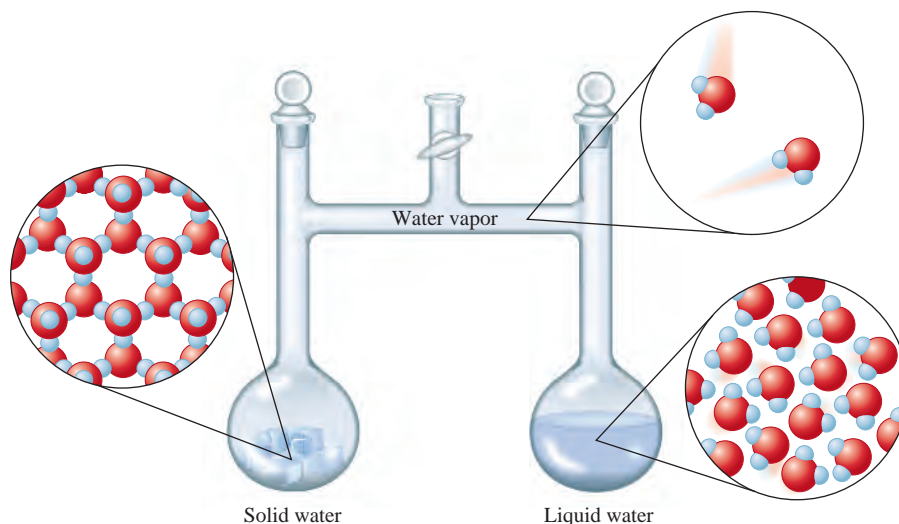
These concepts can be demonstrated experimentally using the apparatus illustrated in Fig. 10.46, where ice occupies one compartment and liquid water the other. Consider the following cases.

### Case 1

*A temperature at which the vapor pressure of the solid is greater than that of the liquid.* At this temperature the solid requires a higher pressure than the liquid does to be in equilibrium with the vapor. Thus, as vapor is released from the solid to try to achieve equilibrium, the liquid will absorb vapor in an attempt to reduce the vapor pressure to its equilibrium value. The net effect is a conversion from solid to liquid through the vapor phase. In fact, no solid can exist under these conditions. The amount of solid will steadily decrease and the volume of liquid will increase. Finally, there will be only liquid in the right compartment, which will come to equilibrium with the water vapor, and no further changes will occur in the system. This temperature must be above the melting point of ice, since only the liquid state can exist.

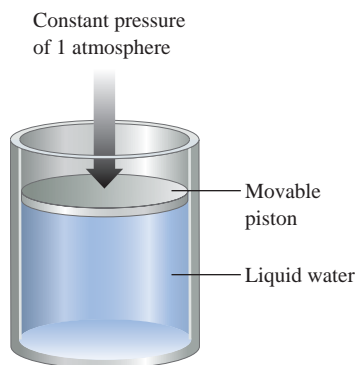
### Case 2

*A temperature at which the vapor pressure of the solid is less than that of the liquid.* This is the opposite of the situation in case 1. In this case, the liquid requires a higher pressure than the solid does to be in equilibrium with the vapor, so the liquid will gradually disappear, and the amount of ice will increase. Finally, only the solid will remain, which will achieve equilibrium with the vapor. This temperature must be *below the melting point* of ice, since only the solid state can exist.



**Figure 10.46**

An apparatus that allows solid and liquid water to interact only through the vapor state.

**Figure 10.47**

Water in a closed system with a pressure of 1 atm exerted on the piston. No bubbles can form within the liquid as long as the vapor pressure is less than 1 atm.

### Case 3

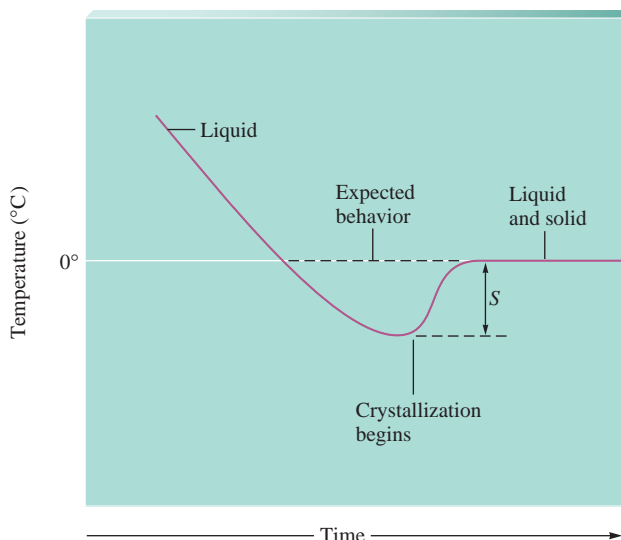
A temperature at which the vapor pressures of the solid and liquid are identical. In this case, the solid and liquid states have the same vapor pressure, so they can coexist in the apparatus at equilibrium simultaneously with the vapor. This temperature represents the *freezing point* where both the solid and liquid states can exist.

We can now describe the melting point of a substance more precisely. The **normal melting point** is defined as the temperature at which the solid and liquid states have the same vapor pressure under conditions where the total pressure is 1 atmosphere.

*Boiling* occurs when the vapor pressure of a liquid becomes equal to the pressure of its environment. The **normal boiling point** of a liquid is the temperature at which the vapor pressure of the liquid is exactly 1 atmosphere. This concept is illustrated in Fig. 10.47. At temperatures where the vapor pressure of the liquid is less than 1 atmosphere, no bubbles of vapor can form because the pressure on the surface of the liquid is greater than the pressure in any spaces in the liquid where the bubbles are trying to form. Only when the liquid reaches a temperature at which the pressure of vapor in the spaces in the liquid is 1 atmosphere can bubbles form and boiling occur.

However, changes of state do not always occur exactly at the boiling point or melting point. For example, water can be readily **supercooled**; that is, it can be cooled below  $0^{\circ}\text{C}$  at 1 atm pressure and remain in the liquid state. Supercooling occurs because, as it is cooled, the water may not achieve the degree of organization necessary to form ice at  $0^{\circ}\text{C}$ , and thus it continues to exist as the liquid. At some point the correct ordering occurs and ice rapidly forms, releasing energy in the exothermic process and bringing the temperature back up to the melting point, where the remainder of the water freezes (see Fig. 10.48).

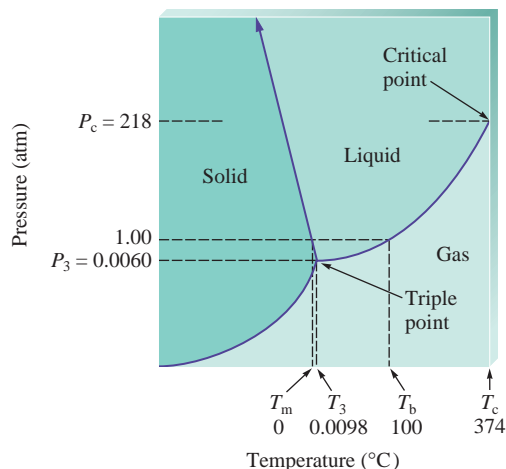
A liquid also can be **superheated**, or raised to temperatures above its boiling point, especially if it is heated rapidly. Superheating can occur because bubble formation in the interior of the liquid requires that many high-energy molecules gather in the same vicinity, and this may not happen at the boiling point, especially if the liquid is heated rapidly. If the liquid becomes superheated, the vapor pressure in the liquid is greater than the atmospheric pressure. Once a bubble does form, since its internal pressure is greater than that of the atmosphere, it can burst before rising to the surface, blowing the surrounding liquid out of the container. This is called *bumping* and has ruined many experiments. It can be avoided by adding boiling chips to the flask containing the liquid. Boiling chips are bits of porous ceramic material containing trapped air that escapes on heating, forming tiny bubbles that act as “starters” for vapor bubble formation. This allows a smooth onset of boiling as the boiling point is reached.

**Figure 10.48**

The supercooling of water. The extent of supercooling is given by  $S$ .

**Figure 10.49**

The phase diagram for water.  $T_m$  represents the normal melting point;  $T_3$  and  $P_3$  denote the triple point;  $T_b$  represents the normal boiling point;  $T_c$  represents the critical temperature;  $P_c$  represents the critical pressure. The negative slope of the solid/liquid line reflects the fact that the density of ice is less than that of liquid water. (Note that this line extends indefinitely, as indicated by the arrow.)



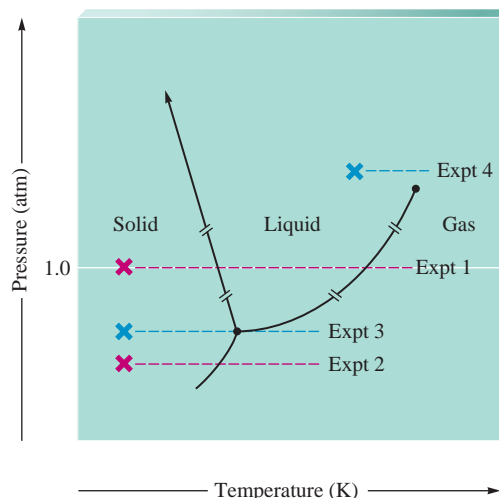
## 10.9 ► Phase Diagrams

A **phase diagram** is a convenient way of representing the phases of a substance as a function of temperature and pressure. For example, the phase diagram for water (Fig. 10.49) shows which state exists at a given temperature and pressure. It is important to recognize that a phase diagram describes conditions and events in a *closed* system of the type represented in Fig. 10.47, where no material can escape into the surroundings and no air is present. Notice that the diagram is not drawn to scale (neither axis is linear). This is done to emphasize certain features of the diagram that will be discussed below.

To show how to interpret the phase diagram for water, we will consider heating experiments at several pressures, shown by the dashed lines in Fig. 10.50.

### Experiment 1

*Pressure is 1 atm.* This experiment begins with the cylinder shown in Fig. 10.47 completely filled with ice at a temperature of  $-20^{\circ}\text{C}$  and the piston exerting a pressure of 1 atm directly on the ice (there is no air space). Since at temperatures below  $0^{\circ}\text{C}$  the vapor pressure of ice is less than 1 atm—which is the constant external pressure on the piston—no vapor is present in the cylinder. As the cylinder is heated, ice is the only component until the temperature reaches  $0^{\circ}\text{C}$ , where the ice changes to liquid water as energy is added. This is the normal melting point of water. Note that under these conditions no vapor exists in the system.

**Figure 10.50**

Diagrams of various heating experiments on samples of water in a closed system.

The vapor pressures of the solid and liquid are equal, but this vapor pressure is less than 1 atm, so no water vapor can exist. This is true on the solid/liquid line everywhere except at the triple point (see Experiment 3). When the solid has completely changed to liquid, the temperature again rises. At this point, the cylinder contains only liquid water. *No vapor is present* because the vapor pressure of liquid water under these conditions is less than 1 atm, the constant external pressure on the piston. Heating continues until the temperature of the liquid water reaches 100°C. At this point, the vapor pressure of liquid water is 1 atm, and boiling occurs, with the liquid changing to vapor. This is the normal boiling point of water. After the liquid has been completely converted to steam, the temperature again rises as the heating continues. The cylinder now contains only water vapor.

### Experiment 2

*Pressure is 2.0 torr.* Again, we start with ice as the only component in the cylinder at  $-20^{\circ}\text{C}$ . The pressure exerted by the piston in this case is only 2.0 torr. As heating proceeds, the temperature rises to  $-10^{\circ}\text{C}$ , where the ice changes directly to vapor, a process known as *sublimation*. Sublimation occurs when the vapor pressure of ice is equal to the external pressure, which in this case is only 2.0 torr. No liquid water appears under these conditions because the vapor pressure of liquid water is always greater than 2.0 torr, and thus it cannot exist at this pressure. If liquid water were placed in a cylinder under such a low pressure, it would vaporize immediately at temperatures above  $-10^{\circ}\text{C}$  or freeze at temperatures below  $-10^{\circ}\text{C}$ .

### Experiment 3

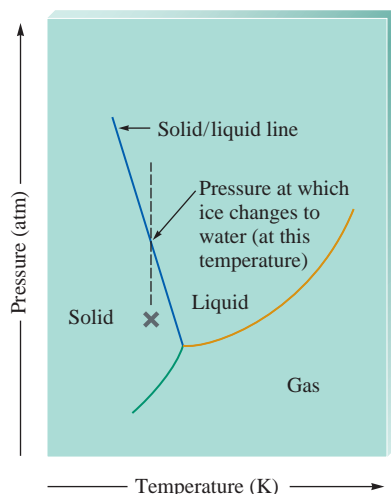
*Pressure is 4.58 torr.* Again, we start with ice as the only component in the cylinder at  $-20^{\circ}\text{C}$ . In this case the pressure exerted on the ice by the piston is 4.58 torr. As the cylinder is heated, no new phase appears until the temperature reaches  $0.01^{\circ}\text{C}$  (273.16 K). At this point, called the **triple point**, solid and liquid water have identical vapor pressures of 4.58 torr. Thus *at  $0.01^{\circ}\text{C}$  (273.16 K) and 4.58 torr all three states of water are present*. In fact, *only* under these conditions can all three states of water coexist in a closed system.

### Experiment 4

*Pressure is 225 atm.* In this experiment we start with liquid water in the cylinder at  $300^{\circ}\text{C}$ ; the pressure exerted by the piston on the water is 225 atm. Liquid water can be present at this temperature because of the high external pressure. As the temperature increases, something happens that we did not see in the first three experiments: The liquid gradually changes into a vapor but goes through an intermediate “fluid” region, which is neither true liquid nor vapor. This is quite unlike the behavior at lower temperatures and pressures, say at  $100^{\circ}\text{C}$  and 1 atm, where the temperature remains constant while a definite phase change from liquid to vapor occurs. This unusual behavior occurs because the conditions are beyond the critical point for water. The **critical temperature** can be defined as the temperature above which the vapor cannot be liquefied no matter what pressure is applied. The **critical pressure** is the pressure required to produce liquefaction *at* the critical temperature. Together, the critical temperature and the critical pressure define the **critical point**. For water the critical point is  $374^{\circ}\text{C}$  and 218 atm. Note that the liquid/vapor line on the phase diagram for water ends at the critical point. Beyond this point the transition from one state to another involves the intermediate “fluid” region just described.

## Applications of the Phase Diagram for Water

There are several additional interesting features of the phase diagram for water. Note that the solid/liquid boundary line has a negative slope. This means that the melting point of ice *decreases* as the external pressure *increases*. This behavior, which is opposite to that



**Figure 10.51**

The phase diagram for water. At point X on the phase diagram, water is a solid. However, as the external pressure is increased while the temperature remains constant (indicated by the vertical dotted line), the solid/liquid line is crossed and the ice melts.

Water boils at 89°C in Leadville, Colorado.

observed for most substances, occurs because the density of ice is *less* than that of liquid water at the melting point. The maximum density of water occurs at 4°C; when liquid water freezes, its volume increases.

We can account for the effect of pressure on the melting point of water using the following reasoning. At the melting point, liquid and solid water coexist—they are in dynamic equilibrium, since the rate at which ice is melting is just balanced by the rate at which the water is freezing. What happens if we apply pressure to this system? When subjected to increased pressure, matter reduces its volume. This behavior is most dramatic for gases but also occurs for condensed states. Since a given mass of ice at 0°C has a larger volume than the same mass of liquid water, the system can reduce its volume in response to the increased pressure by changing to liquid. Thus at 0°C and an external pressure greater than 1 atm, water is liquid. In other words, the freezing point of water is less than 0°C when the pressure is greater than 1 atm.

Figure 10.51 illustrates the effect of pressure on ice. At the point X on the phase diagram, ice is subjected to increased pressure at constant temperature. Note that as the pressure is increased, the solid/liquid line is crossed, indicating that the ice melts. This phenomenon may be important in ice skating. The narrow blade of the skate exerts a large pressure, since the skater's weight is supported by the small area of the blade. Also, the frictional heating due to the moving skate contributes to the melting of the ice.\* After the blade passes, the liquid refreezes as normal pressure and temperature return. Without this lubrication effect due to the thawing ice, ice skating would not be the smooth, graceful activity that many people enjoy.


Ice's lower density has other implications. When water freezes in a pipe or an engine block, it will expand and break the container. This is why water pipes are insulated in cold climates and antifreeze is used in water-cooled engines. The lower density of ice also means that ice formed on rivers and lakes will float, providing a layer of insulation that helps prevent bodies of water from freezing solid in the winter. Aquatic life can therefore continue to live through periods of freezing temperatures.

A liquid boils at the temperature where the vapor pressure of the liquid equals the external pressure. Thus the boiling point of a substance, like the melting point, depends on the external pressure. This is why water boils at different temperatures at different elevations (see Table 10.10), and any cooking carried out in boiling water will be affected by this variation. For example, it takes longer to hard-boil an egg in Leadville, Colorado (elevation: 10,150 ft), than in San Diego, California (sea level), since water boils at a lower temperature in Leadville.

**Table 10.10** ▶ Boiling Point of Water at Various Locations

Location	Feet Above Sea Level	$P_{\text{atm}}$ (torr)	Boiling Point (°C)
Top of Mt. Everest, Tibet	29,028	240	70
Top of Mt. McKinley, Alaska	20,320	340	79
Top of Mt. Whitney, Calif.	14,494	430	85
Leadville, Colo.	10,150	510	89
Top of Mt. Washington, N.H.	6293	590	93
Boulder, Colo.	5430	610	94
Madison, Wis.	900	730	99
New York City, N.Y.	10	760	100
Death Valley, Calif.	-282	770	100.3

\*The physics of ice skating is quite complex, and there is disagreement about whether the pressure or the frictional heating of the ice skate is most important. See "Letter to the Editor," by R. Silberman, *J. Chem. Ed.* **65** (1988): 186.

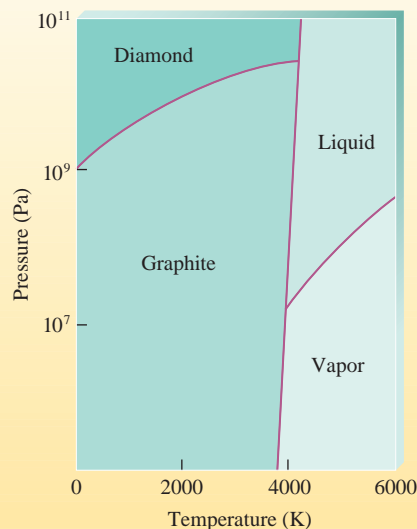


## chemical connections

### Making Diamonds at Low Pressures: Fooling Mother Nature

In 1955 Robert H. Wentorf, Jr., accomplished something that borders on alchemy—he turned peanut butter into diamonds. He and his coworkers at the General Electric Research and Development Center also changed roofing pitch, wood, coal, and many other carbon-containing materials into diamonds, using a process involving temperatures of  $\approx 2000^\circ\text{C}$  and pressures of  $\approx 10^5$  atm. Although the first diamonds made by this process looked like black sand because of the impurities present, the process has now been developed to a point such that beautiful, clear, gem-quality diamonds can be produced. General Electric now has the capacity to produce 150 million carats (30,000 kg) of diamonds annually (virtually all of which is “diamond grit” used for industrial purposes such as abrasive coatings on cutting tools). The production of large, gem-quality diamonds by this process is still too expensive to compete with the natural sources of these stones. However, this may change as methods are developed for making diamonds at low pressures.

The high temperatures and pressures used in the GE process for making diamonds make sense if one looks at the accompanying phase diagram for carbon. Note that graphite—not diamond—is the most stable form of carbon



The phase diagram for carbon.

under ordinary conditions of temperature and pressure. However, diamond becomes more stable than graphite at very high pressures (as one would expect from the greater

As we mentioned earlier, the phase diagram for water describes a closed system. Therefore, we must be very cautious in using the phase diagram to explain the behavior of water in a natural setting, such as on the earth's surface. For example, in dry climates (low humidity), snow and ice seem to sublime—a minimum amount of slush is produced. Wet clothes put on an outside line at temperatures below  $0^\circ\text{C}$  freeze and then dry while frozen. However, the phase diagram (Fig. 10.47) shows that ice should *not* be able to sublime at normal atmospheric pressures. What is happening in these cases? Ice in the natural environment is not in a closed system. The pressure is provided by the atmosphere rather than by a solid piston. This means that the vapor produced over the ice can escape from the immediate region as soon as it is formed. The vapor does not come to equilibrium with the solid, and the ice slowly disappears. Sublimation, which seems forbidden by the phase diagram, does in fact occur under these conditions, although it is not the sublimation under equilibrium conditions described by the phase diagram.

### The Phase Diagram for Carbon Dioxide

The phase diagram for carbon dioxide (Fig. 10.52) differs from that for water. The solid/liquid line has a positive slope, since solid carbon dioxide is more dense than liquid carbon dioxide. The triple point for carbon dioxide occurs at 5.1 atm and  $-56.6^\circ\text{C}$ , and the critical point occurs at 72.8 atm and  $31^\circ\text{C}$ . At a pressure of 1 atm, solid carbon dioxide

density of diamond). The high temperature used in the GE process is necessary to disrupt the bonds in graphite so that diamond (the most stable form of carbon at the high pressures used in the process) can form. Once the diamond is produced, the elemental carbon is “trapped” in this form at normal conditions (25°C, 1 atm) because the reaction back to the graphite form is so slow. That is, even though graphite is more stable than diamond at 25°C and 1 atm, diamond can exist almost indefinitely because the conversion to graphite is a very *slow* reaction. As a result, diamonds formed at the high pressures found deep in the earth’s crust can be brought to the earth’s surface by natural geologic processes and continue to exist for millions of years.\*

We have seen that diamond formed in the laboratory at high pressures is “trapped” in this form, but this process is very expensive. Can diamond be formed at low pressures? The phase diagram for carbon says no. However, researchers have found that under the right conditions

\*In Morocco, a 50-km-long slab called Beni Bousera contains chunks of graphite that were probably once diamonds formed in the deposit when it was buried 150 km underground. As this slab slowly rose to the surface over millions of years, the very slow reaction changing diamond to graphite had time to occur. On the other hand, in the diamond-rich kimberlite deposits in South Africa, which rise to the surface much faster, the diamonds have not had sufficient time to revert to graphite.

diamonds can be “grown” at low pressures. The process used is called *chemical vapor deposition (CVD)*. CVD uses an energy source to release carbon atoms from a compound such as methane into a steady flow of hydrogen gas (some of which is dissociated to produce hydrogen atoms). The carbon atoms then deposit as a diamond film on a surface maintained at a temperature between 600 and 900°C. Why does diamond form on this surface rather than the favored graphite? Nobody is sure, but it has been suggested that at these relatively high temperatures the diamond structure grows faster than the graphite structure and so diamond is favored under these conditions. It also has been suggested that the hydrogen atoms present react much faster with graphite fragments than with diamond fragments, effectively removing any graphite from the growing film. Once it forms, of course, diamond is trapped. The major advantage of CVD is that there is no need for the extraordinarily high pressures used in the traditional process for synthesizing diamonds.

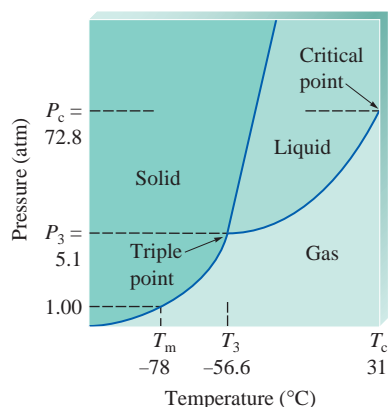
The first products with diamond films are already on the market. Audiophiles can buy tweeters that have diaphragms coated with a thin diamond film that limits sound distortion. Watches with diamond-coated crystals are planned, as are diamond-coated windows in infrared scanning devices used in analytical instruments and missile guidance systems. These applications represent only the beginning for diamond-coated products.

sublimes at  $-78^{\circ}\text{C}$ , a property that leads to its common name, *dry ice*. No liquid phase occurs under normal atmospheric conditions, making dry ice a convenient refrigerant.

Carbon dioxide is often used in fire extinguishers, where it exists as a liquid at  $25^{\circ}\text{C}$  under high pressures. Liquid carbon dioxide released from the extinguisher into the environment at 1 atm immediately changes to a vapor. Being heavier than air, this vapor smothers the fire by keeping oxygen away from the flame. The liquid/vapor transition is highly endothermic, so cooling also results, which helps to put out the fire.



A carbon dioxide fire extinguisher.



**Figure 10.52**

The phase diagram for carbon dioxide. The liquid state does not exist at a pressure of 1 atm. The solid/liquid line has a positive slope, since the density of solid carbon dioxide is greater than that of liquid carbon dioxide.



## ► Key Terms

### Section 10.1

condensed states  
intermolecular forces  
dipole–dipole attraction  
hydrogen bonding  
London dispersion forces

### Section 10.2

surface tension  
capillary action  
viscosity

### Section 10.3

crystalline solid  
amorphous solid  
lattice  
unit cell  
X-ray diffraction  
ionic solid  
molecular solid  
atomic solid

### Section 10.4

closest packing  
hexagonal closest packed (hcp)  
structure  
cubic closest packed (ccp) structure  
band model  
molecular orbital (MO) model  
alloy  
substitutional alloy  
interstitial alloy

### Section 10.5

network solid  
silica  
silicate  
glass  
ceramic  
semiconductor  
n-type semiconductor  
p-type semiconductor  
p–n junction

### Section 10.8

vaporization (evaporation)  
heat of vaporization  
enthalpy of vaporization ( $\Delta H_{\text{vap}}$ )  
condensation  
equilibrium  
equilibrium vapor pressure  
sublimation  
heating curve  
enthalpy (heat) of fusion ( $\Delta H_{\text{fus}}$ )  
normal melting point  
normal boiling point

### Condensed states of matter: liquids and solids

- Held together by forces among the component molecules, atoms, or ions
- Liquids exhibit properties such as surface tension, capillary action, and viscosity that depend on the forces among the components

### Dipole–dipole forces

- Attractions among molecules with dipole moments
- Hydrogen bonding is a particularly strong form of dipole–dipole attraction
  - Occurs in molecules containing hydrogen bonded to a highly electronegative element such as nitrogen, oxygen, or fluorine
  - Produces unusually high boiling points

### London dispersion forces

- Caused by instantaneous dipoles that form in atoms or nonpolar molecules

### Crystalline solids

- Have a regular arrangement of components often represented as a lattice; the smallest repeating unit of the lattice is called the unit cell
- Classified by the types of components:
  - Atomic solids (atoms)
  - Ionic solids (ions)
  - Molecular solids (molecules)
- Arrangement of the components can be determined by X-ray analysis

### Metals

- Structure is modeled by assuming atoms to be uniform spheres
  - Closest packing
    - Hexagonal
    - Cubic
- Metallic bonding can be described in terms of two models
  - Electron sea model: valence electrons circulate freely among the metal cations
  - Band model: electrons are assumed to occupy molecular orbitals
    - Conduction bands: closely spaced molecular orbitals with empty electron spaces
- Alloys: mixtures with metallic properties
  - Substitutional
  - Interstitial

### Network solids

- Contain giant networks of atoms covalently bound together
- Examples are diamond and graphite
- Silicates are network solids containing Si—O—Si bridges that form the basis for many rocks, clays, and ceramics

### Semiconductors

- Very pure silicon is “doped” with other elements
  - n-type: doping atoms typically contain five valence electrons (one more than silicon)
  - p-type: doping elements typically contain three valence electrons
- Modern electronics are based on devices with p–n junctions

### Molecular solids

- Components are discrete molecules
- Intermolecular forces are typically weak, leading to relatively low boiling and melting points

supercooled  
superheated

### Section 10.9

phase diagram  
triple point  
critical temperature  
critical pressure  
critical point

#### Ionic solids

- Components are ions
- Interionic forces are relatively strong, leading to solids with high melting and boiling points
- Many structures consist of closest packing of the larger ions with the smaller ions in tetrahedral or octahedral holes

#### Phase changes

- The change from liquid to gas (vapor) is called vaporization or evaporation
- Condensation is the reverse of vaporization
- Equilibrium vapor pressure: the pressure that occurs over a liquid or solid in a closed system when the rate of evaporation equals the rate of condensation
  - Liquids whose components have high intermolecular forces have relatively low vapor pressures
  - Normal boiling point: the temperature at which the vapor pressure of a liquid equals one atmosphere
  - Normal melting point: the temperature at which a solid and its liquid have the same vapor pressure (at 1 atm external pressure)
- Phase diagram
  - Shows what state exists at a given temperature and pressure in a closed system
  - Triple point: temperature at which all three phases exist simultaneously
  - Critical point: defined by the critical temperature and pressure
    - Critical temperature: the temperature above which the vapor cannot be liquefied no matter the applied pressure
    - Critical pressure: the pressure required to produce liquefaction at the critical temperature

#### REVIEW QUESTIONS

1. What are intermolecular forces? How do they differ from intramolecular forces? What are dipole–dipole forces? How do typical dipole–dipole forces differ from hydrogen bonding interactions? In what ways are they similar? What are London dispersion forces? How do typical London dispersion forces differ from dipole–dipole forces? In what ways are they similar? Describe the relationship between molecular size and strength of London dispersion forces. Place the major types of intermolecular forces in order of increasing strength. Is there some overlap? That is, can the strongest London dispersion forces be greater than some dipole–dipole forces? Give an example of such an instance.
2. Define the following terms and describe how each depends on the strength of the intermolecular forces.
  - a. surface tension
  - b. viscosity
  - c. melting point
  - d. boiling point
  - e. vapor pressure
3. Compare and contrast solids, liquids, and gases.
4. Distinguish between the items in the following pairs.
  - a. crystalline solid; amorphous solid
  - b. ionic solid; molecular solid
  - c. molecular solid; network solid
  - d. metallic solid; network solid
5. What is a lattice? What is a unit cell? Describe a simple cubic unit cell. How many net atoms are contained in a simple cubic unit cell? How is the radius of the atom

- related to the cube edge length for a simple cubic unit cell? Answer the same questions for the body-centered cubic unit cell and for the face-centered unit cell.
6. What is closest packing? What is the difference between hexagonal closest packing and cubic closest packing? What is the unit cell for each closest packing?
  7. Use the band model to describe differences among insulators, conductors, and semiconductors. Also use the band model to explain why each of the following increases the conductivity of a semiconductor.
    - a. increasing the temperature
    - b. irradiating with light
    - c. adding an impurity

How do conductors and semiconductors differ as to the effect of temperature on electrical conductivity? How can an n-type semiconductor be produced from pure germanium? How can a p-type semiconductor be produced from pure germanium?
  8. Describe, in general, the structures of ionic solids. Compare and contrast the structure of sodium chloride and zinc sulfide. How many tetrahedral holes and octahedral holes are there per closest packed anion? In zinc sulfide, why are only one-half of the tetrahedral holes filled with cations?
  9. Define each of the following.
    - a. evaporation
    - b. condensation
    - c. sublimation
    - d. boiling
    - e. melting
    - f. enthalpy of vaporization
    - g. enthalpy of fusion
    - h. heating curve
  10. Why is the enthalpy of vaporization for water much greater than its enthalpy of fusion? What does this say about the changes in intermolecular forces in going from solid to liquid to vapor? What do we mean when we say that a liquid is *volatile*? Do volatile liquids have large or small vapor pressures at room temperature? What strengths of intermolecular forces occur in highly volatile liquids?
  11. Compare and contrast the phase diagrams of water and carbon dioxide. Why doesn't CO<sub>2</sub> have a normal melting point and a normal boiling point, whereas water does? The slopes of the solid-liquid lines in the phase diagrams of H<sub>2</sub>O and CO<sub>2</sub> are different. What do the slopes of the solid-liquid lines indicate in terms of the relative densities of the solid and liquid states for each substance? How do the melting points of H<sub>2</sub>O and CO<sub>2</sub> depend on pressure? How do the boiling points of H<sub>2</sub>O and CO<sub>2</sub> depend on pressure? Rationalize why the critical temperature for H<sub>2</sub>O is greater than that for CO<sub>2</sub>.

### ► Active Learning Questions

These questions are designed to be used by groups of students in class.

1. It is possible to balance a paper clip on the surface of water in a beaker. If you add a bit of soap to the water, however, the paper clip sinks. Explain how the paper clip can float and why it sinks when soap is added.
2. Consider a sealed container half-filled with water. Which statement best describes what occurs in the container?
  - a. Water evaporates until the air is saturated with water vapor; at this point, no more water evaporates.
  - b. Water evaporates until the air is overly saturated (supersaturated) with water, and most of this water recondenses; this cycle continues until a certain amount of water vapor is present, and then the cycle ceases.
  - c. Water does not evaporate because the container is sealed.
  - d. Water evaporates, and then water evaporates and recondenses simultaneously and continuously.

- e. Water evaporates until it is eventually all in vapor form. Explain each choice. Justify your choice, and for choices you did not pick, explain what is wrong with them.
- Explain the following: You add 100 mL water to a 500-mL round-bottom flask and heat the water until it is boiling. You remove the heat and stopper the flask, and the boiling stops. You then run cool water over the neck of the flask, and the boiling begins again. It seems as though you are boiling water by cooling it.
  - Is it possible for the dispersion forces in a particular substance to be stronger than the hydrogen bonding forces in another substance? Explain your answer.
  - Does the nature of intermolecular forces change when a substance goes from a solid to a liquid, or from a liquid to a gas? What causes a substance to undergo a phase change?
  - Why do liquids have a vapor pressure? Do all liquids have vapor pressures? Explain. Do solids exhibit vapor pressure? Explain. How does vapor pressure change with changing temperature? Explain.
  - Water in an open beaker evaporates over time. As the water is evaporating, is the vapor pressure increasing, decreasing, or staying the same? Why?
  - What is the vapor pressure of water at 100°C? How do you know?
  - Refer to Fig. 10.44. Why doesn't temperature increase continuously over time? That is, why does the temperature stay constant for periods of time?
  - Which are stronger, intermolecular or intramolecular forces for a given molecule? What observation(s) have you made that support this? Explain.
  - Why does water evaporate?

A blue question or exercise number indicates that the answer to that question or exercise appears at the back of this book and a solution appears in the *Solutions Guide*, as found on PowerLecture.

## ► Questions

- Rationalize why chalk (calcium carbonate) has a higher melting point than motor oil (large compound made from carbon and hydrogen), which has a higher melting point than water and engages in relatively strong hydrogen bonding interactions.
- Why are the dipole–dipole interactions between polar molecules *not* important in the vapor phase?
- Hydrogen bonding is a special case of very strong dipole–dipole interactions possible among only certain atoms. What atoms in addition to hydrogen are necessary for hydrogen bonding? How does the small size of the hydrogen atom contribute to the unusual strength of the dipole–dipole forces involved in hydrogen bonding?
- Atoms are assumed to touch in closest packed structures, yet every closest packed unit cell contains a significant amount of empty space. Why?
- Define *critical temperature* and *critical pressure*. In terms of the kinetic molecular theory, why is it impossible for a substance to exist as a liquid above its critical temperature?
- Use the kinetic molecular theory to explain why a liquid gets cooler as it evaporates from an insulated container.
- Will a crystalline solid or an amorphous solid give a simpler X-ray diffraction pattern? Why?
- What is an alloy? Explain the differences in structure between substitutional and interstitial alloys. Give an example of each type.
- Describe what is meant by a dynamic equilibrium in terms of the vapor pressure of a liquid.
- How does each of the following affect the rate of evaporation of a liquid in an open dish?
  - intermolecular forces
  - temperature
  - surface area
- Explain how the evaporation of water acts as a coolant for the earth.
- When wet laundry is hung on a clothesline on a cold winter day, it will freeze but eventually dry. Explain.
- Cake mixes and other packaged foods that require cooking often contain special directions for use at high elevations. Typically these directions indicate that the food should be cooked longer above 5000 ft. Explain why it takes longer to cook something at higher elevations.
- You have three covalent compounds with three very different boiling points. All of the compounds have similar molar mass and relative shape. Explain how these three compounds could have very different boiling points.
- Compare and contrast the structures of the following solids.
  - diamond versus graphite
  - silica versus silicates versus glass
- Compare and contrast the structures of the following solids.
  - $\text{CO}_2(s)$  versus  $\text{H}_2\text{O}(s)$
  - $\text{NaCl}(s)$  versus  $\text{CsCl}(s)$ ; see Exercise 67 for the structures.
- Silicon carbide (SiC) is an extremely hard substance that acts as an electrical insulator. Propose a structure for SiC.
- How could you tell experimentally if  $\text{TiO}_2$  is an ionic solid or a network solid?
- A common prank on college campuses is to switch the salt and sugar on dining hall tables, which is usually easy because the substances look so much alike. Yet, despite the similarity in their appearance, these two substances differ greatly in their properties, since one is a molecular solid and the other is an ionic solid. How do the properties differ and why?
- A plot of  $\ln(P_{\text{vap}})$  versus  $1/T$  (K) is linear with a negative slope. Why is this the case?
- Iodine, like most substances, exhibits only three phases: solid, liquid, and vapor. The triple point of iodine is at 90 torr and 115°C. Which of the following statements concerning liquid  $\text{I}_2$  must be true? Explain your answer.
  - $\text{I}_2(l)$  is more dense than  $\text{I}_2(g)$ .
  - $\text{I}_2(l)$  cannot exist above 115°C.
  - $\text{I}_2(l)$  cannot exist at 1 atmosphere pressure.
  - $\text{I}_2(l)$  cannot have a vapor pressure greater than 90 torr.
  - $\text{I}_2(l)$  cannot exist at a pressure of 10 torr.

## Exercises

In this section similar exercises are paired.

### Intermolecular Forces and Physical Properties

33. Identify the most important types of interparticle forces present in the solids of each of the following substances.

- a. Ar            e. CH<sub>4</sub>  
 b. HCl          f. CO  
 c. HF           g. NaNO<sub>3</sub>  
 d. CaCl<sub>2</sub>

34. Identify the most important types of interparticle forces present in the solids of each of the following substances.

- a. BaSO<sub>4</sub>      e. CsI  
 b. H<sub>2</sub>S          f. P<sub>4</sub>  
 c. Xe            g. NH<sub>3</sub>  
 d. C<sub>2</sub>H<sub>6</sub>

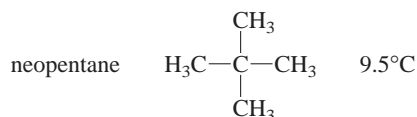
35. Predict which substance in each of the following pairs would have the greater intermolecular forces.

- a. CO<sub>2</sub> or OCS  
 b. SeO<sub>2</sub> or SO<sub>2</sub>  
 c. CH<sub>3</sub>CH<sub>2</sub>CH<sub>2</sub>NH<sub>2</sub> or H<sub>2</sub>NCH<sub>2</sub>CH<sub>2</sub>NH<sub>2</sub>  
 d. CH<sub>3</sub>CH<sub>3</sub> or H<sub>2</sub>CO  
 e. CH<sub>3</sub>OH or H<sub>2</sub>CO

36. Consider the compounds Cl<sub>2</sub>, HCl, F<sub>2</sub>, NaF, and HF. Which compound has a boiling point closest to that of argon? Explain.

37. Rationalize the difference in boiling points for each of the following pairs of substances:

- a. *n*-pentane      CH<sub>3</sub>CH<sub>2</sub>CH<sub>2</sub>CH<sub>2</sub>CH<sub>3</sub>      36.2°C



- b. HF            20°C  
 HCl            -85°C  
 c. HCl            -85°C  
 LiCl            1360°C  
 d. *n*-pentane      CH<sub>3</sub>CH<sub>2</sub>CH<sub>2</sub>CH<sub>2</sub>CH<sub>3</sub>      36.2°C  
*n*-hexane          CH<sub>3</sub>CH<sub>2</sub>CH<sub>2</sub>CH<sub>2</sub>CH<sub>2</sub>CH<sub>3</sub>      69°C

38. Consider the following compounds and formulas. (*Note:* The formulas are written in such a way as to give you an idea of the structure.)

ethanol:            CH<sub>3</sub>CH<sub>2</sub>OH  
 dimethyl ether:    CH<sub>3</sub>OCH<sub>3</sub>  
 propane:            CH<sub>3</sub>CH<sub>2</sub>CH<sub>3</sub>

The boiling points of these compounds are (in no particular order) -42.1°C, -23°C, and 78.5°C. Match the boiling points to the correct compounds.

39. In each of the following groups of substances, pick the one that has the given property. Justify your answer.

- a. highest boiling point: HBr, Kr, or Cl<sub>2</sub>  
 b. highest freezing point: H<sub>2</sub>O, NaCl, or HF  
 c. lowest vapor pressure at 25°C: Cl<sub>2</sub>, Br<sub>2</sub>, or I<sub>2</sub>

- d. lowest freezing point: N<sub>2</sub>, CO, or CO<sub>2</sub>  
 e. lowest boiling point: CH<sub>4</sub>, CH<sub>3</sub>CH<sub>3</sub>, or CH<sub>3</sub>CH<sub>2</sub>CH<sub>3</sub>  
 f. highest boiling point: HF, HCl, or HBr


- g. lowest vapor pressure at 25°C: CH<sub>3</sub>CH<sub>2</sub>CH<sub>3</sub>, CH<sub>3</sub>C(=O)CH<sub>3</sub>, or CH<sub>3</sub>CH<sub>2</sub>CH<sub>2</sub>OH

40. In each of the following groups of substances, pick the one that has the given property. Justify each answer.

- a. highest boiling point: CCl<sub>4</sub>, CF<sub>4</sub>, CBr<sub>4</sub>  
 b. lowest freezing point: LiF, F<sub>2</sub>, HCl  
 c. smallest vapor pressure at 25°C: CH<sub>3</sub>OCH<sub>3</sub>, CH<sub>3</sub>CH<sub>2</sub>OH, CH<sub>3</sub>CH<sub>2</sub>CH<sub>3</sub>  
 d. greatest viscosity: H<sub>2</sub>S, HF, H<sub>2</sub>O<sub>2</sub>  
 e. greatest heat of vaporization: H<sub>2</sub>CO, CH<sub>3</sub>CH<sub>3</sub>, CH<sub>4</sub>  
 f. smallest enthalpy of fusion: I<sub>2</sub>, CsBr, CaO

### Properties of Liquids

41. The shape of the meniscus of water in a glass tube is different from that of mercury in a glass tube. Why?



H<sub>2</sub>O in glass



Hg in glass

42. Explain why water forms into beads on a waxed car finish.

43. Hydrogen peroxide (H<sub>2</sub>O<sub>2</sub>) is a syrupy liquid with a relatively low vapor pressure and a normal boiling point of 152.2°C. Rationalize the differences of these physical properties from those of water.

44. Carbon diselenide (CSe<sub>2</sub>) is a liquid at room temperature. The normal boiling point is 125°C, and the melting point is -45.5°C. Carbon disulfide (CS<sub>2</sub>) is also a liquid at room temperature with normal boiling and melting points of 46.5°C and -111.6°C, respectively. How do the strengths of the intermolecular forces vary from CO<sub>2</sub> to CS<sub>2</sub> to CSe<sub>2</sub>? Explain.

### Structures and Properties of Solids

45. X rays from a copper X-ray tube ( $\lambda = 154$  pm) were diffracted at an angle of 14.22 degrees by a crystal of silicon. Assuming first-order diffraction ( $n = 1$  in the Bragg equation), what is the interplanar spacing in silicon?

46. The second-order diffraction ( $n = 2$ ) for a gold crystal is at an angle of 22.20° for X rays of 154 pm. What is the spacing between these crystal planes?

47. A topaz crystal has an interplanar spacing ( $d$ ) of 1.36 Å ( $1 \text{ Å} = 1 \times 10^{-10} \text{ m}$ ). Calculate the wavelength of the X ray that should be used if  $\theta = 15.0^\circ$  (assume  $n = 1$ ).

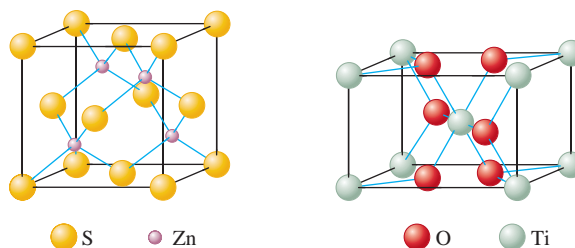
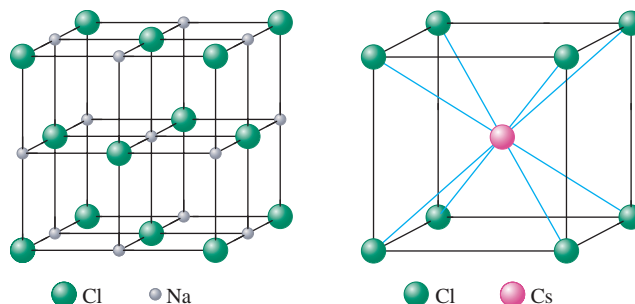
48. X rays of wavelength 2.63 Å were used to analyze a crystal. The angle of first-order diffraction ( $n = 1$  in the Bragg equation) was

15.55 degrees. What is the spacing between crystal planes, and what would be the angle for second-order diffraction ( $n = 2$ )?

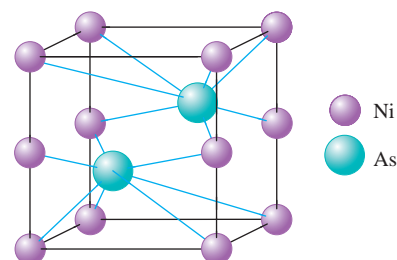
49. Calcium has a cubic closest packed structure as a solid. Assuming that calcium has an atomic radius of 197 pm, calculate the density of solid calcium.
50. Nickel has a face-centered cubic unit cell. The density of nickel is  $6.84 \text{ g/cm}^3$ . Calculate a value for the atomic radius of nickel.
51. A certain form of lead has a cubic closest packed structure with an edge length of 492 pm. Calculate the value of the atomic radius and the density of lead.
52. Iridium (Ir) has a face-centered cubic unit cell with an edge length of 383.3 pm. Calculate the density of solid iridium.
53. You are given a small bar of an unknown metal X. You find the density of the metal to be  $10.5 \text{ g/cm}^3$ . An X-ray diffraction experiment measures the edge of the face-centered cubic unit cell as  $4.09 \text{ \AA}$  ( $1 \text{ \AA} = 10^{-10} \text{ m}$ ). Identify X.
54. A metallic solid with atoms in a face-centered cubic unit cell with an edge length of 392 pm has a density of  $21.45 \text{ g/cm}^3$ . Calculate the atomic mass and the atomic radius of the metal. Identify the metal.
55. Titanium metal has a body-centered cubic unit cell. The density of titanium is  $4.50 \text{ g/cm}^3$ . Calculate the edge length of the unit cell and a value for the atomic radius of titanium. (*Hint:* In a body-centered arrangement of spheres, the spheres touch across the body diagonal.)
56. Barium has a body-centered cubic structure. If the atomic radius of barium is 222 pm, calculate the density of solid barium.
57. The radius of gold is 144 pm, and the density is  $19.32 \text{ g/cm}^3$ . Does elemental gold have a face-centered cubic structure or a body-centered cubic structure?
58. The radius of tungsten is 137 pm and the density is  $19.3 \text{ g/cm}^3$ . Does elemental tungsten have a face-centered cubic structure or a body-centered cubic structure?
59. What fraction of the total volume of a cubic closest packed structure is occupied by atoms? (*Hint:*  $V_{\text{sphere}} = \frac{4}{3}\pi r^3$ .) What fraction of the total volume of a simple cubic structure is occupied by atoms? Compare the answers.
60. Iron has a density of  $7.86 \text{ g/cm}^3$  and crystallizes in a body-centered cubic lattice. Show that only 68% of a body-centered lattice is actually occupied by atoms, and determine the atomic radius of iron.
61. Explain how doping silicon with either phosphorus or gallium increases the electrical conductivity over that of pure silicon.
62. Explain how a p-n junction makes an excellent rectifier.
63. Selenium is a semiconductor used in photocopying machines. What type of semiconductor would be formed if a small amount of indium impurity is added to pure selenium?
64. The Group 3A/Group 5A semiconductors are composed of equal amounts of atoms from Group 3A and Group 5A—for example, InP and GaAs. These types of semiconductors are used in light-emitting diodes and solid-state lasers. What would you add to

make a p-type semiconductor from pure GaAs? How would you dope pure GaAs to make an n-type semiconductor?

65. The band gap in aluminum phosphide (AlP) is 2.5 electron-volts ( $1 \text{ eV} = 1.6 \times 10^{-19} \text{ J}$ ). What wavelength of light is emitted by an AlP diode?
66. An aluminum antimonide solid-state laser emits light with a wavelength of 730. nm. Calculate the band gap in joules.
67. The structures of some common crystalline substances are shown below. Show that the net composition of each unit cell corresponds to the correct formula of each substance.

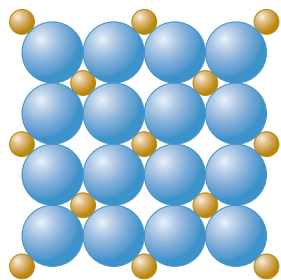


68. The unit cell for nickel arsenide is shown below. What is the formula of this compound?



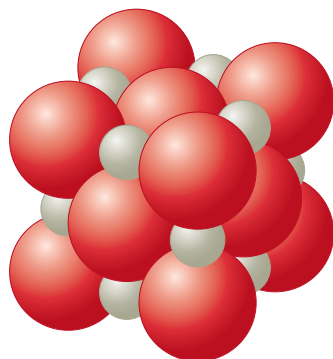
69. Cobalt fluoride crystallizes in a closest packed array of fluoride ions with the cobalt ions filling one-half of the octahedral holes. What is the formula of this compound?
70. The compounds  $\text{Na}_2\text{O}$ ,  $\text{CdS}$ , and  $\text{ZrI}_4$  all can be described as cubic closest packed anions with the cations in tetrahedral holes. What fraction of the tetrahedral holes is occupied for each case?
71. What is the formula for the compound that crystallizes with a cubic closest packed array of sulfur ions, and that contains zinc ions in  $\frac{1}{8}$  of the tetrahedral holes and aluminum ions in  $\frac{1}{2}$  of the octahedral holes?

72. Assume the two-dimensional structure of an ionic compound,  $M_xA_y$ , is



What is the empirical formula of this ionic compound?

73. A certain metal fluoride crystallizes in such a way that the fluoride ions occupy simple cubic lattice sites, while the metal ions occupy the body centers of *half* the cubes. What is the formula of the metal fluoride?
74. The structure of manganese fluoride can be described as a simple cubic array of manganese ions with fluoride ions at the center of each edge of the cubic unit cell. What is the charge of the manganese ions in this compound?
75. The unit cell of MgO is shown below.



Does MgO have a structure like that of NaCl or ZnS? If the density of MgO is  $3.58 \text{ g/cm}^3$ , estimate the radius (in centimeters) of the  $\text{O}^{2-}$  anions and the  $\text{Mg}^{2+}$  cations.

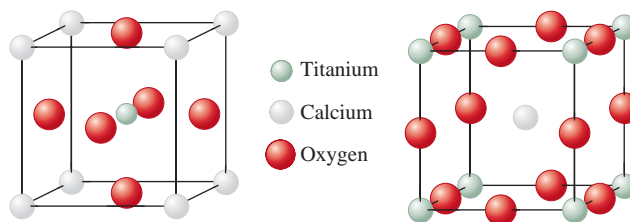
76. In solid KCl the smallest distance between the centers of a potassium ion and a chloride ion is 314 pm. Calculate the length of the edge of the unit cell and the density of KCl, assuming it has the same structure as sodium chloride.
77. The CsCl structure is a simple cubic array of chloride ions with a cesium ion at the center of each cubic array (see Exercise 67). Given that the density of cesium chloride is  $3.97 \text{ g/cm}^3$ , and assuming that the chloride and cesium ions touch along the body diagonal of the cubic unit cell, calculate the distance between the centers of adjacent  $\text{Cs}^+$  and  $\text{Cl}^-$  ions in the solid. Compare this value with the expected distance based on the sizes of the ions. The ionic radius of  $\text{Cs}^+$  is 169 pm, and the ionic radius of  $\text{Cl}^-$  is 181 pm.

78. MnO has either the NaCl type structure or the CsCl type structure (see Exercise 67). The edge length of the MnO unit cell is  $4.47 \times 10^{-8} \text{ cm}$  and the density of MnO is  $5.28 \text{ g/cm}^3$ .
- Does MnO crystallize in the NaCl or the CsCl type structure?
  - Assuming that the ionic radius of oxygen is 140. pm, estimate the ionic radius of manganese.

79. What type of solid will each of the following substances form?
- |                   |                         |                    |
|-------------------|-------------------------|--------------------|
| a. $\text{CO}_2$  | e. Ru                   | i. NaOH            |
| b. $\text{SiO}_2$ | f. $\text{I}_2$         | j. U               |
| c. Si             | g. KBr                  | k. $\text{CaCO}_3$ |
| d. $\text{CH}_4$  | h. $\text{H}_2\text{O}$ | l. $\text{PH}_3$   |
80. What type of solid will each of the following substances form?
- |                  |                             |  |
|------------------|-----------------------------|--|
| a. diamond       | e. KCl                      | i. Ar                                  |
| b. $\text{PH}_3$ | f. quartz                   | j. Cu                                  |
| c. $\text{H}_2$  | g. $\text{NH}_4\text{NO}_3$ | k. $\text{C}_6\text{H}_{12}\text{O}_6$ |
| d. Mg            | h. $\text{SF}_2$            |  |

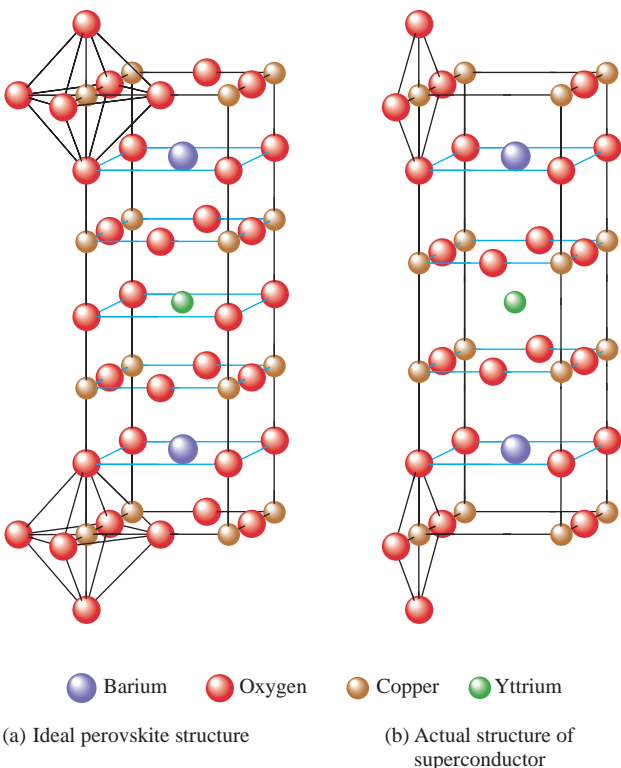
81. The memory metal, nitinol, is an alloy of nickel and titanium. It is called a *memory metal* because after being deformed, a piece of nitinol wire will return to its original shape. The structure of nitinol consists of a simple cubic array of Ni atoms and an inner penetrating simple cubic array of Ti atoms. In the extended lattice, a Ti atom is found at the center of a cube of Ni atoms; the reverse is also true.
- Describe the unit cell for nitinol.
  - What is the empirical formula of nitinol?
  - What are the coordination numbers (number of nearest neighbors) of Ni and Ti in nitinol?
82. Superalloys have been made of nickel and aluminum. The alloy owes its strength to the formation of an ordered phase, called the *gamma-prime phase*, in which Al atoms are at the corners of a cubic unit cell and Ni atoms are at the face centers. What is the composition (relative numbers of atoms) for this phase of the nickel–aluminum superalloy?

83. Perovskite is a mineral containing calcium, titanium, and oxygen. Two different representations of the unit cell are shown below. Show that both these representations give the same formula and the same number of oxygen atoms around each titanium atom.



84. A mineral crystallizes in a cubic closest packed array of oxygen ions with aluminum ions in some of the octahedral holes and magnesium ions in some of the tetrahedral holes. Deduce the formula of this mineral and predict the fraction of octahedral holes and tetrahedral holes that are filled by the various cations.
85. Materials containing the elements Y, Ba, Cu, and O that are superconductors (electrical resistance equals zero) at temperatures

above that of liquid nitrogen were recently discovered. The structures of these materials are based on the perovskite structure. Were they to have the ideal perovskite structure, the superconductor would have the structure shown in part (a) of the figure below.



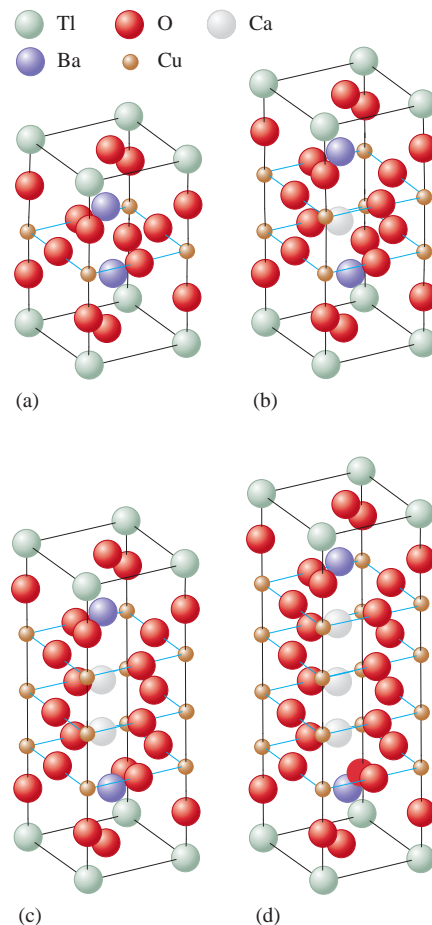
- What is the formula of this ideal perovskite material?
- How is this structure related to the perovskite structure shown in Exercise 83?

These materials, however, do not act as superconductors unless they are deficient in oxygen. The structure of the actual superconducting phase appears to be that shown in part (b) of the figure.

- What is the formula of this material?

86. The structures of another class of ceramic, high-temperature superconductors are shown in the following figure.

- Determine the formula of each of these four superconductors.
- One of the structural features that appears to be essential for high-temperature superconductivity is the presence of planar sheets of copper and oxygen atoms. As the number of sheets in each unit cell increases, the temperature for the onset of superconductivity increases. Order the four structures from lowest to the highest superconducting temperature.
- Assign oxidation states to Cu in each structure assuming Tl exists as  $Tl^{3+}$ . The oxidation states of Ca, Ba, and O are assumed to be +2, +2, and -2, respectively.
- It also appears that copper must display a mixture of oxidation states for a material to exhibit superconductivity. Explain how this occurs in these materials as well as in the superconductor in Exercise 85.



### Phase Changes and Phase Diagrams

87. Plot the following data and determine  $\Delta H_{\text{vap}}$  for magnesium and lithium. In which metal is the bonding stronger?

Vapor Pressure (mm Hg)	Temperature ( $^{\circ}\text{C}$ )	
	Li	Mg
1.	750.	620.
10.	890.	740.
100.	1080.	900.
400.	1240.	1040.
760.	1310.	1110.

88. From the following data for liquid nitric acid, determine its heat of vaporization and normal boiling point.

Temperature ( $^{\circ}\text{C}$ )	Vapor Pressure (mm Hg)
0.	14.4
10.	26.6
20.	47.9
30.	81.3
40.	133
50.	208
80.	670.



89. In Breckenridge, Colorado, the typical atmospheric pressure is 520. torr. What is the boiling point of water ( $\Delta H_{\text{vap}} = 40.7 \text{ kJ/mol}$ ) in Breckenridge?
90. The temperature inside a pressure cooker is  $115^\circ\text{C}$ . Calculate the vapor pressure of water inside the pressure cooker. What would be the temperature inside the pressure cooker if the vapor pressure of water was 3.50 atm?
91. Carbon tetrachloride,  $\text{CCl}_4$ , has a vapor pressure of 213 torr at  $40^\circ\text{C}$  and 836 torr at  $80^\circ\text{C}$ . What is the normal boiling point of  $\text{CCl}_4$ ?
92. The normal boiling point for acetone is  $56.5^\circ\text{C}$ . At an elevation of 5300 ft the atmospheric pressure is 630. torr. What would be the boiling point of acetone ( $\Delta H_{\text{vap}} = 32.0 \text{ kJ/mol}$ ) at this elevation? What would be the vapor pressure of acetone at  $25.0^\circ\text{C}$  at this elevation?
93. A substance, X, has the following properties:

Specific Heat Capacities			
$\Delta H_{\text{vap}}$	20. kJ/mol	$C(s)$	$3.0 \text{ J/g} \cdot ^\circ\text{C}$
$\Delta H_{\text{fus}}$	5.0 kJ/mol	$C(l)$	$2.5 \text{ J/g} \cdot ^\circ\text{C}$
bp	$75^\circ\text{C}$	$C(g)$	$1.0 \text{ J/g} \cdot ^\circ\text{C}$
mp	$-15^\circ\text{C}$		

Sketch a heating curve for substance X starting at  $-50^\circ\text{C}$ .

94. Given the data in Exercise 93 on substance X, calculate the energy that must be removed to convert 250. g of substance X from a gas at  $100^\circ\text{C}$  to a solid at  $-50^\circ\text{C}$ . Assume X has a molar mass of 75.0 g/mol.
95. The molar heat of fusion of sodium metal is 2.60 kJ/mol, whereas its heat of vaporization is 97.0 kJ/mol.
- Why is the heat of vaporization so much larger than the heat of fusion?
  - What quantity of heat would be needed to *melt* 1.00 g sodium at its normal melting point?
  - What quantity of heat would be needed to *vaporize* 1.00 g sodium at its normal boiling point?
  - What quantity of heat would be evolved if 1.00 g sodium vapor condensed at its normal boiling point?
96. The molar heat of fusion of benzene ( $\text{C}_6\text{H}_6$ ) is 9.92 kJ/mol. Its molar heat of vaporization is 30.7 kJ/mol. Calculate the heat required to melt 8.25 g benzene at its normal melting point. Calculate the heat required to vaporize 8.25 g benzene at its normal boiling point. Why is the heat of vaporization more than three times the heat of fusion?

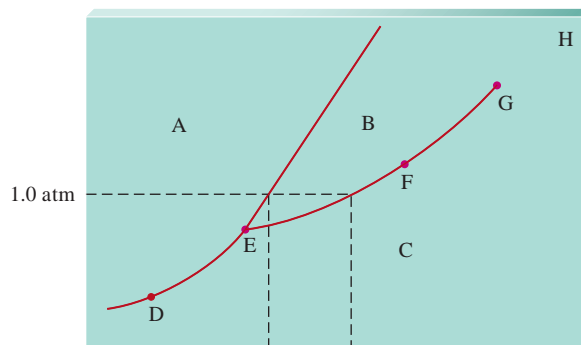
97. What quantity of energy does it take to convert 0.500 kg ice at  $-20^\circ\text{C}$  to steam at  $250^\circ\text{C}$ ? Specific heat capacities: ice,  $2.03 \text{ J/g} \cdot ^\circ\text{C}$ ; liquid,  $4.2 \text{ J/g} \cdot ^\circ\text{C}$ ; steam,  $2.0 \text{ J/g} \cdot ^\circ\text{C}$ ;  $\Delta H_{\text{vap}} = 40.7 \text{ kJ/mol}$ ;  $\Delta H_{\text{fus}} = 6.02 \text{ kJ/mol}$ .
98. Consider a 75.0-g sample of  $\text{H}_2\text{O}(g)$  at  $125^\circ\text{C}$ . What phase or phases are present when 215 kJ of energy is removed from this sample? (See Exercise 97.)

99. An ice cube tray contains enough water at  $22.0^\circ\text{C}$  to make 18 ice cubes that each have a mass of 30.0 g. The tray is placed in a freezer that uses  $\text{CF}_2\text{Cl}_2$  as a refrigerant. The heat of vaporization of  $\text{CF}_2\text{Cl}_2$  is 158 J/g. What mass of  $\text{CF}_2\text{Cl}_2$  must be vaporized in the refrigeration cycle to convert all the water at  $22.0^\circ\text{C}$  to ice at  $-5.0^\circ\text{C}$ ? The heat capacities for  $\text{H}_2\text{O}(s)$  and  $\text{H}_2\text{O}(l)$  are  $2.03 \text{ J/g} \cdot ^\circ\text{C}$  and  $4.18 \text{ J/g} \cdot ^\circ\text{C}$ , respectively, and the enthalpy of fusion for ice is 6.02 kJ/mol.
100. A 0.250-g chunk of sodium metal is cautiously dropped into a mixture of 50.0 g water and 50.0 g ice, both at  $0^\circ\text{C}$ . The reaction is

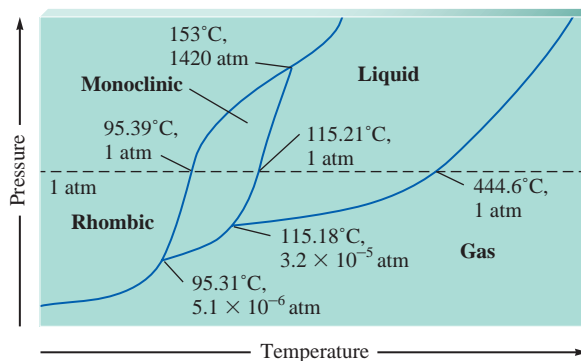


Will the ice melt? Assuming the final mixture has a specific heat capacity of  $4.18 \text{ J/g} \cdot ^\circ\text{C}$ , calculate the final temperature. The enthalpy of fusion for ice is 6.02 kJ/mol.

101. Consider the phase diagram given below. What phases are present at points A through H? Identify the triple point, normal boiling point, normal freezing point, and critical point. Which phase is denser, solid or liquid?



102. Sulfur exhibits two solid phases, rhombic and monoclinic. Use the accompanying phase diagram for sulfur to answer the following questions. (The phase diagram is not to scale.)

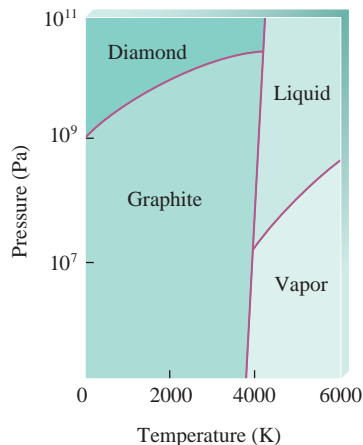


- How many triple points are in the phase diagram?
- What phases are in equilibrium at each of the triple points?
- What is the stable phase at 1 atm and  $100^\circ\text{C}$ ?
- What are the normal melting point and the normal boiling point of sulfur?
- Which is the densest phase?

- f. At a pressure of  $1.0 \times 10^{-5}$  atm, can rhombic sulfur sublime?  
 g. What phase changes occur when the pressure on a sample of sulfur at  $100.^\circ\text{C}$  is increased from  $1.0 \times 10^{-8}$  atm to 1500 atm?

103. Use the accompanying phase diagram for carbon to answer the following questions.

- a. How many triple points are in the phase diagram?  
 b. What phases can coexist at each triple point?  
 c. What happens if graphite is subjected to very high pressures at room temperature?  
 d. If we assume that the density increases with an increase in pressure, which is more dense, graphite or diamond?



104. Like most substances, bromine exists in one of the three typical phases.  $\text{Br}_2$  has a normal melting point of  $-7.2^\circ\text{C}$  and a normal boiling point of  $59^\circ\text{C}$ . The triple point for  $\text{Br}_2$  is  $-7.3^\circ\text{C}$  and 40 torr, and the critical point is  $320^\circ\text{C}$  and 100 atm. Using this information, sketch a phase diagram for bromine indicating the points described above. Based on your phase diagram, order the three phases from least dense to most dense. What is the stable phase of  $\text{Br}_2$  at room temperature and 1 atm? Under what temperature conditions can liquid bromine never exist? What phase changes occur as the temperature of a sample of bromine at 0.10 atm is increased from  $-50^\circ\text{C}$  to  $200^\circ\text{C}$ ?

105. The melting point of a fictional substance X is  $225^\circ\text{C}$  at 10.0 atm. If the density of the solid phase of X is  $2.67 \text{ g/cm}^3$  and the density of the liquid phase is  $2.78 \text{ g/cm}^3$  at 10.0 atm, predict whether the normal melting point of X will be less than, equal to, or greater than  $225^\circ\text{C}$ . Explain.

106. Consider the following data for xenon:

Triple point:	$-121^\circ\text{C}$ , 280 torr
Normal melting point:	$-112^\circ\text{C}$
Normal boiling point:	$-107^\circ\text{C}$

Which is more dense,  $\text{Xe}(s)$  or  $\text{Xe}(l)$ ? How do the melting point and boiling point of xenon depend on pressure?

## ► Connecting to Biochemistry

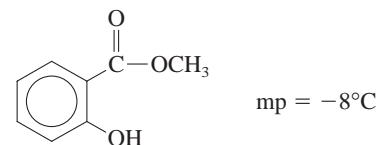
107. Consider two different organic compounds, each with the formula  $\text{C}_2\text{H}_6\text{O}$ . One of these compounds is a liquid at room conditions and the other is a gas. Write Lewis structures consistent

with this observation, and explain your answer. (Hint: The oxygen atom in both structures satisfies the octet rule with two bonds and two lone pairs.)

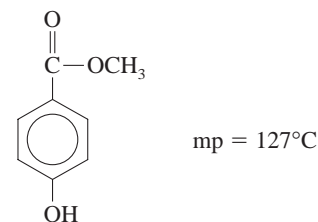
108. Rationalize the differences in physical properties in terms of intermolecular forces for the following organic compounds. Compare the first three substances with each other, compare the last three with each other, and then compare all six. Can you account for any anomalies?

	bp ( $^\circ\text{C}$ )	mp ( $^\circ\text{C}$ )	$\Delta H_{\text{vap}}$ (kJ/mol)
Benzene, $\text{C}_6\text{H}_6$	80	6	33.9
Naphthalene, $\text{C}_{10}\text{H}_8$	218	80	51.5
Carbon tetrachloride	76	$-23$	31.8
Acetone, $\text{CH}_3\text{COCH}_3$	56	$-95$	31.8
Acetic acid, $\text{CH}_3\text{CO}_2\text{H}$	118	17	39.7
Benzoic acid, $\text{C}_6\text{H}_5\text{CO}_2\text{H}$	249	122	68.2

109. Oil of wintergreen, or methyl salicylate, has the following structure:

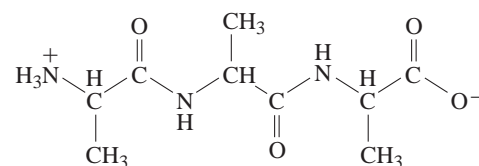


Methyl 4-hydroxybenzoate is another molecule with exactly the same molecular formula; it has the following structure:



Account for the large difference in the melting points of the two substances.

110. Amino acids are the building blocks of the body's worker molecules called *proteins*. When two amino acids bond together, they do so through the formation of a peptide linkage, and a dipeptide is formed. Consider the following tripeptide formed when three alanine amino acids bond together:



What types of interparticle forces could be present in a sample of this tripeptide?

111. When a person has a severe fever, one therapy used to reduce the fever is an “alcohol rub.” Explain how the evaporation of alcohol from a person’s skin removes heat energy from the body.
112. A common response to hearing that the temperature in New Mexico is 105°F is, “It’s not that bad; it’s a dry heat,” whereas at the same time the summers in Atlanta, Georgia, are characterized as “dreadful,” even though the air temperature is typically lower. What role does humidity play in how our bodies regulate temperature?
113. Why is a burn from steam typically much more severe than a burn from boiling water?
114. Diethyl ether ( $\text{CH}_3\text{CH}_2\text{OCH}_2\text{CH}_3$ ) was one of the first chemicals used as an anesthetic. At 34.6°C, diethyl ether has a vapor pressure of 760. torr, and at 17.9°C, it has a vapor pressure of 400. torr. What is the  $\Delta H$  of vaporization for diethyl ether?

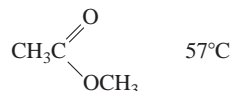
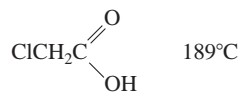
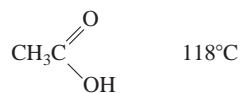
### ► Additional Exercises

115. Some of the physical properties of  $\text{H}_2\text{O}$  and  $\text{D}_2\text{O}$  are as follows:

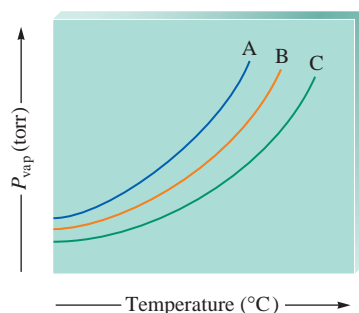
Property	$\text{H}_2\text{O}$	$\text{D}_2\text{O}$
Density at 20°C (g/mL)	0.997	1.108
Boiling point (°C)	100.00	101.41
Melting point (°C)	0.00	3.79
$\Delta H^\circ_{\text{vap}}$ (kJ/mol)	40.7	41.61
$\Delta H^\circ_{\text{fus}}$ (kJ/mol)	6.01	6.3

Account for the differences. (Note: D is a symbol often used for  $^2\text{H}$ , the deuterium isotope of hydrogen.)

116. Rationalize the following boiling points:

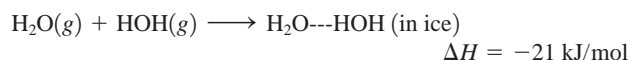
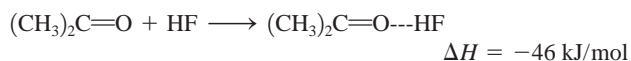


117. Consider the following vapor pressure versus temperature plot for three different substances A, B, and C.



If the three substances are  $\text{CH}_4$ ,  $\text{SiH}_4$ , and  $\text{NH}_3$ , match each curve to the correct substance.

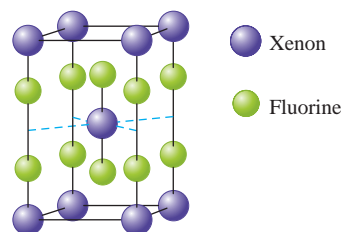
118. Consider the following enthalpy changes:



How do the strengths of hydrogen bonds vary with the electronegativity of the element to which hydrogen is bonded? Where in the preceding series would you expect hydrogen bonds of the following type to fall?



119. The unit cell for a pure xenon fluoride compound is shown below. What is the formula of the compound?



120. Boron nitride (BN) exists in two forms. The first is a slippery solid formed from the reaction of  $\text{BCl}_3$  with  $\text{NH}_3$ , followed by heating in an ammonia atmosphere at 750°C. Subjecting the first form of BN to a pressure of 85,000 atm at 1800°C produces a second form that is the second hardest substance known. Both forms of BN remain solids to 3000°C. Suggest structures for the two forms of BN.

121. Consider the following data concerning four different substances.

Compound	Conducts Electricity as a Solid	Other Properties
$\text{B}_2\text{H}_6$	no	gas at 25°C
$\text{SiO}_2$	no	high mp
$\text{CsI}$	no	aqueous solution conducts electricity
W	yes	high mp

Label the four substances as either ionic, network, metallic, or molecular solids.

122. Argon has a cubic closest packed structure as a solid. Assuming that argon has a radius of 190. pm, calculate the density of solid argon.

123. Dry nitrogen gas is bubbled through liquid benzene ( $\text{C}_6\text{H}_6$ ) at 20.0°C. From 100.0 L of the gaseous mixture of nitrogen and benzene, 24.7 g benzene is condensed by passing the mixture through a trap at a temperature where nitrogen is gaseous and the vapor pressure of benzene is negligible. What is the vapor pressure of benzene at 20.0°C?

124. A 20.0-g sample of ice at  $-10.0^{\circ}\text{C}$  is mixed with 100.0 g water at  $80.0^{\circ}\text{C}$ . Calculate the final temperature of the mixture assuming no heat loss to the surroundings. The heat capacities of  $\text{H}_2\text{O}(s)$  and  $\text{H}_2\text{O}(l)$  are 2.03 and  $4.18 \text{ J/g} \cdot ^{\circ}\text{C}$ , respectively, and the enthalpy of fusion for ice is  $6.02 \text{ kJ/mol}$ .
125. In regions with dry climates, evaporative coolers are used to cool air. A typical electric air conditioner is rated at  $1.00 \times 10^4 \text{ Btu/h}$  (1 Btu, or British thermal unit = amount of energy to raise the temperature of 1 lb water by  $1^{\circ}\text{F}$ ). What quantity of water must be evaporated each hour to dissipate as much heat as a typical electric air conditioner?
126. The critical point of  $\text{NH}_3$  is  $132^{\circ}\text{C}$  and 111 atm, and the critical point of  $\text{N}_2$  is  $-147^{\circ}\text{C}$  and 34 atm. Which of these substances cannot be liquefied at room temperature no matter how much pressure is applied? Explain.

### ► Challenge Problems

127. When 1 mol benzene is vaporized at a constant pressure of 1.00 atm and at its boiling point of 353.0 K, 30.79 kJ of energy (heat) is absorbed and the volume change is  $+28.90 \text{ L}$ . What are  $\Delta E$  and  $\Delta H$  for this process?
128. You and a friend each synthesize a compound with the formula  $\text{XeCl}_2\text{F}_2$ . Your compound is a liquid and your friend's compound is a gas (at the same conditions of temperature and pressure). Explain how the two compounds with the same formulas can exist in different phases at the same conditions of pressure and temperature.
129. Using the heats of fusion and vaporization for water given in Exercise 97, calculate the change in enthalpy for the sublimation of water:
- $$\text{H}_2\text{O}(s) \longrightarrow \text{H}_2\text{O}(g)$$
- Using the  $\Delta H$  value given in Exercise 118 and the number of hydrogen bonds formed with each water molecule, estimate what portion of the intermolecular forces in ice can be accounted for by hydrogen bonding.
130. Consider a perfectly insulated and sealed container. Determine the minimum volume of a container such that a gallon of water at  $25^{\circ}\text{C}$  will evaporate completely. If the container is a cube, determine the dimensions in feet. Assume the density of water is  $0.998 \text{ g/cm}^3$ .
131. Consider the following melting point data:

<b>Compound:</b>	NaCl	MgCl <sub>2</sub>	AlCl <sub>3</sub>	SiCl <sub>4</sub>	PCl <sub>3</sub>	SiCl <sub>2</sub>	Cl <sub>2</sub>
<b>mp (<math>^{\circ}\text{C}</math>):</b>	801	708	190	-70	-91	-78	-101
<b>Compound:</b>	NaF	MgF <sub>2</sub>	AlF <sub>3</sub>	SiF <sub>4</sub>	PF <sub>5</sub>	SF <sub>6</sub>	F <sub>2</sub>
<b>mp (<math>^{\circ}\text{C}</math>):</b>	997	1396	1040	-90	-94	-56	-220

Account for the trends in melting points in terms of interparticle forces.

132. Some ionic compounds contain a mixture of different charged cations. For example, wüstite is an oxide that contains both  $\text{Fe}^{2+}$  and  $\text{Fe}^{3+}$  cations and has a formula of  $\text{Fe}_{0.950}\text{O}_{1.00}$ . Calculate the fraction of iron ions present as  $\text{Fe}^{3+}$ . What fraction of the sites normally occupied by  $\text{Fe}^{2+}$  must be vacant in this solid?
133. Some ionic compounds contain a mixture of different charged cations. For example, some titanium oxides contain a mixture of  $\text{Ti}^{2+}$  and  $\text{Ti}^{3+}$  ions. Consider a certain oxide of titanium that is 28.31% oxygen by mass and contains a mixture of  $\text{Ti}^{2+}$  and  $\text{Ti}^{3+}$  ions. Determine the formula of the compound and the relative numbers of  $\text{Ti}^{2+}$  and  $\text{Ti}^{3+}$  ions.
134. Spinel is a mineral that contains 37.9% aluminum, 17.1% magnesium, and 45.0% oxygen, by mass, and has a density of  $3.57 \text{ g/cm}^3$ . The edge of the cubic unit cell measures 809 pm. How many of each type of ion are present in the unit cell?
135. Mn crystallizes in the same type of cubic unit cell as Cu. Assuming that the radius of Mn is 5.6% larger than the radius of Cu and the density of copper is  $8.96 \text{ g/cm}^3$ , calculate the density of Mn.
136. You are asked to help set up a historical display in the park by stacking some cannonballs next to a Revolutionary War cannon. You are told to stack them by starting with a triangle in which each side is composed of four touching cannonballs. You are to continue stacking them until you have a single ball on the top centered over the middle of the triangular base.
- How many cannonballs do you need?
  - What type of closest packing is displayed by the cannonballs?
  - The four corners of the pyramid of cannonballs form the corners of what type of regular geometric solid?
137. Some water is placed in a sealed glass container connected to a vacuum pump (a device used to pump gases from a container), and the pump is turned on. The water appears to boil and then freezes. Explain these changes using the phase diagram for water. What would happen to the ice if the vacuum pump was left on indefinitely?
138. The molar enthalpy of vaporization of water at 373 K and 1.00 atm is  $40.7 \text{ kJ/mol}$ . What fraction of this energy is used to change the internal energy of the water, and what fraction is used to do work against the atmosphere? (*Hint:* Assume that water vapor is an ideal gas.)
139. For a simple cubic array, solve for the volume of an interior sphere (cubic hole) in terms of the radius of a sphere in the array.
140. Rubidium chloride has the sodium chloride structure at normal pressures but assumes the cesium chloride structure at high pressures. (See Exercise 67.) What ratio of densities is expected for these two forms? Does this change in structure make sense on the basis of simple models? The ionic radius is 148 pm for  $\text{Rb}^+$  and 181 pm for  $\text{Cl}^-$ .

### ► Integrative Problems

These problems require the integration of multiple concepts to find the solutions.

141. A 0.132-mol sample of an unknown semiconducting material with the formula XY has a mass of 19.0 g. The element X has an electron configuration of  $[\text{Kr}]5s^24d^{10}$ . What is this semiconducting material? A small amount of the Y atoms in the semiconductor is replaced with an equivalent amount of atoms with an electron configuration of  $[\text{Ar}]4s^23d^{10}4p^5$ . Does this correspond to n-type or p-type doping?
142. A metal burns in air at  $600^{\circ}\text{C}$  under high pressure to form an oxide with formula  $\text{MO}_2$ . This compound is 23.72% oxygen by mass. The distance between touching atoms in a cubic closest

packed crystal of this metal is 269.0 pm. What is this metal? What is its density?

143. One method of preparing elemental mercury involves roasting cinnabar (HgS) in quicklime (CaO) at 600.°C followed by condensation of the mercury vapor. Given the heat of vaporization of mercury (296 J/g) and the vapor pressure of mercury at 25.0°C ( $2.56 \times 10^{-3}$  torr), what is the vapor pressure of the condensed mercury at 300.°C? How many atoms of mercury are present in the mercury vapor at 300.°C if the reaction is conducted in a closed 15.0-L container?

### ► Marathon Problem

This problem is designed to incorporate several concepts and techniques into one situation.

144. General Zod has sold Lex Luthor what Zod claims to be a new copper-colored form of kryptonite, the only substance that can harm Superman. Lex, not believing in honor among thieves, decided to carry out some tests on the supposed kryptonite. From previous tests, Lex knew that kryptonite is a metal having a specific heat capacity of 0.082 J/g · °C, and a density of 9.2 g/cm<sup>3</sup>.

Lex Luthor's first experiment was an attempt to find the specific heat capacity of kryptonite. He dropped a  $10 \text{ g} \pm 3 \text{ g}$  sample of the metal into a boiling water bath at a temperature of  $100.0^\circ\text{C} \pm 0.2^\circ\text{C}$ . He waited until the metal had reached the bath temperature and then quickly transferred it to  $100 \text{ g} \pm 3 \text{ g}$  of water that was contained in a calorimeter at an initial temperature of  $25.0^\circ\text{C} \pm 0.2^\circ\text{C}$ . The final temperature of the metal and water was  $25.2^\circ\text{C}$ . Based on these results, is it possible to distinguish between copper and kryptonite? Explain.

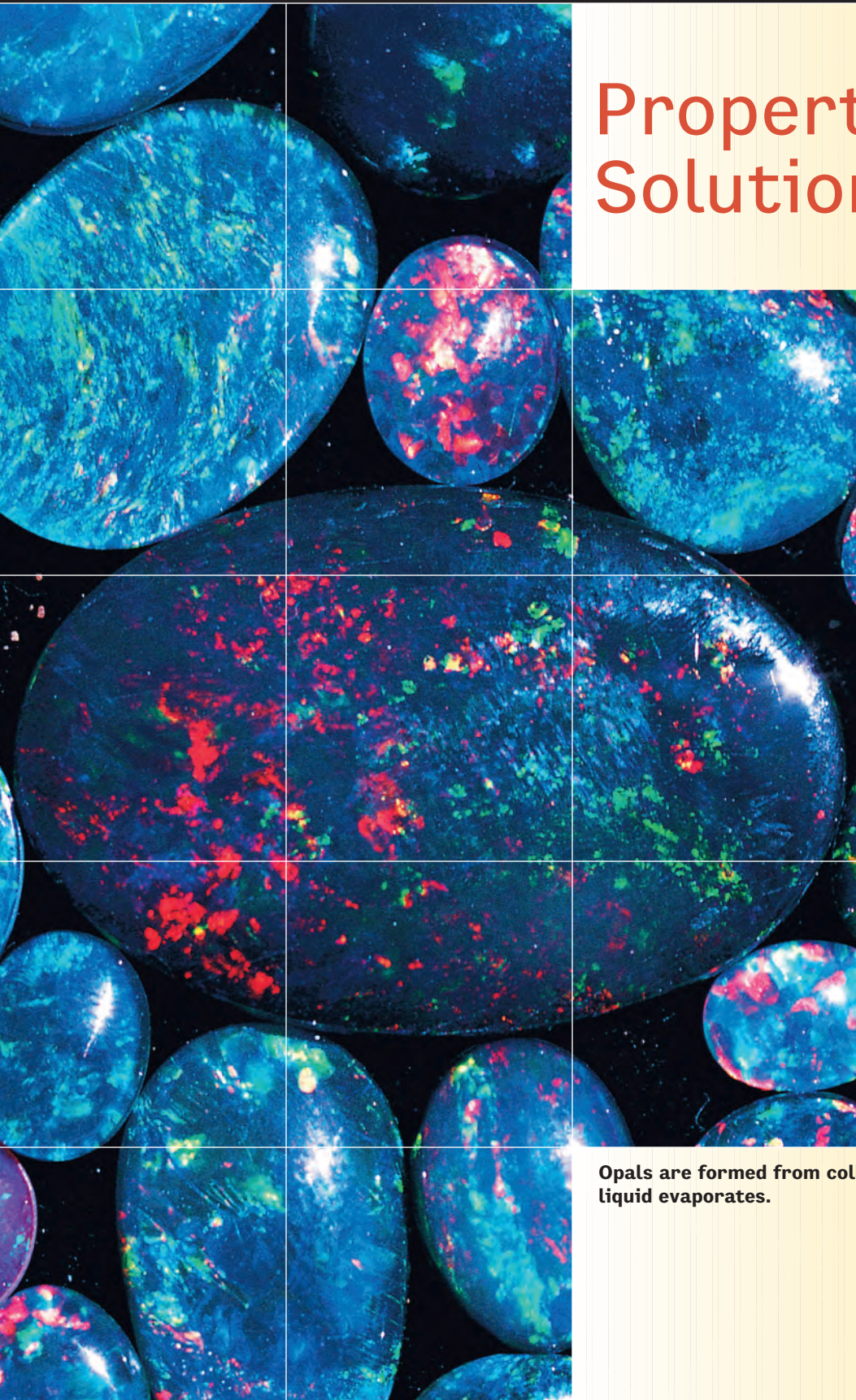
When Lex found that his results from the first experiment were inconclusive, he decided to determine the density of the sample. He managed to steal a better balance and determined the mass of another portion of the purported kryptonite to be  $4 \text{ g} \pm 1 \text{ g}$ . He dropped this sample into water contained in a 25-mL graduated cylinder and found that it displaced a volume of  $0.42 \text{ mL} \pm 0.02 \text{ mL}$ . Is the metal copper or kryptonite? Explain.

Lex was finally forced to determine the crystal structure of the metal General Zod had given him. He found that the cubic unit cell contained 4 atoms and had an edge length of 600. pm. Explain how this information enabled Lex to identify the metal as copper or kryptonite.

Will Lex be going after Superman with the kryptonite or seeking revenge on General Zod? What improvements could he have made in his experimental techniques to avoid performing the crystal structure determination?

# Properties of Solutions

- 11.1** ▶ Solution Composition
- 11.2** ▶ The Energies of Solution Formation
- 11.3** ▶ Factors Affecting Solubility
  - Structure Effects
  - Pressure Effects
  - Temperature Effects (for Aqueous Solutions)
- 11.4** ▶ The Vapor Pressures of Solutions
  - Nonideal Solutions
- 11.5** ▶ Boiling-Point Elevation and Freezing-Point Depression
  - Boiling-Point Elevation
  - Freezing-Point Depression
- 11.6** ▶ Osmotic Pressure
  - Reverse Osmosis
- 11.7** ▶ Colligative Properties of Electrolyte Solutions
- 11.8** ▶ Colloids



Opals are formed from colloidal suspensions of silica when the liquid evaporates.

**M**ost of the substances we encounter in daily life are mixtures: Wood, milk, gasoline, champagne, seawater, shampoo, steel, and air are common examples. When the components of a mixture are uniformly intermingled—that is, when a mixture is homogeneous—it is called a *solution*. Solutions can be gases, liquids, or solids, as shown in Table 11.1. However, we will be concerned in this chapter with the properties of liquid solutions, particularly those containing water. As we saw in Chapter 4, many essential chemical reactions occur in aqueous solutions because water is capable of dissolving so many substances.

## 11.1 ► Solution Composition

Because a mixture, unlike a chemical compound, has a variable composition, the relative amounts of substances in a solution must be specified. The qualitative terms *dilute* (relatively little solute present) and *concentrated* (relatively large amount of solute) are often used to describe solution content, but we need to define solution composition more precisely to perform calculations. For example, in dealing with the stoichiometry of solution reactions in Chapter 4, we found it useful to describe solution composition in terms of **molarity**, or the number of moles of solute per liter of solution (symbolized by *M*).

Other ways of describing solution composition are also useful. **Mass percent** (sometimes called *weight percent*) is the percent by mass of the solute in the solution:

$$\text{Mass percent} = \left( \frac{\text{mass of solute}}{\text{mass of solution}} \right) \times 100\%$$

Another way of describing solution composition is the **mole fraction** (symbolized by the Greek lowercase letter chi,  $\chi$ ), the ratio of the number of moles of a given component

A solute is the substance being dissolved.  
The solvent is the dissolving medium.

$$\text{Molarity} = \frac{\text{moles of solute}}{\text{liters of solution}}$$

**Table 11.1 ► Various Types of Solutions**

Example	State of Solution	State of Solute	State of Solvent
Air, natural gas	Gas	Gas	Gas
Vodka in water, antifreeze	Liquid	Liquid	Liquid
Brass	Solid	Solid	Solid
Carbonated water (soda)	Liquid	Gas	Liquid
Seawater, sugar solution	Liquid	Solid	Liquid
Hydrogen in platinum	Solid	Gas	Solid

When liquids are mixed, the liquid present in the largest amount is called the *solvent*.

In very dilute aqueous solutions, the magnitude of the molality and the molarity are almost the same.

to the total number of moles of solution. For a two-component solution, where  $n_A$  and  $n_B$  represent the number of moles of the two components,

$$\text{Mole fraction of component A} = \chi_A = \frac{n_A}{n_A + n_B}$$

Still another way of describing solution composition is **molality** (symbolized by  $m$ ), the number of moles of solute per *kilogram of solvent*:

$$\text{Molality} = \frac{\text{moles of solute}}{\text{kilogram of solvent}}$$

### EXAMPLE 11.1 — Various Methods for Describing Solution Composition

A solution is prepared by mixing 1.00 g ethanol ( $\text{C}_2\text{H}_5\text{OH}$ ) with 100.0 g water to give a final volume of 101 mL. Calculate the molarity, mass percent, mole fraction, and molality of ethanol in this solution.

#### Solution

**Molarity** The moles of ethanol can be obtained from its molar mass (46.07 g/mol):

$$1.00 \text{ g C}_2\text{H}_5\text{OH} \times \frac{1 \text{ mol C}_2\text{H}_5\text{OH}}{46.07 \text{ g C}_2\text{H}_5\text{OH}} = 2.17 \times 10^{-2} \text{ mol C}_2\text{H}_5\text{OH}$$

$$\text{Volume} = 101 \text{ mL} \times \frac{1 \text{ L}}{1000 \text{ mL}} = 0.101 \text{ L}$$

$$\begin{aligned} \text{Molarity of C}_2\text{H}_5\text{OH} &= \frac{\text{moles of C}_2\text{H}_5\text{OH}}{\text{liters of solution}} = \frac{2.17 \times 10^{-2} \text{ mol}}{0.101 \text{ L}} \\ &= 0.215 \text{ M} \end{aligned}$$

#### Mass Percent

$$\begin{aligned} \text{Mass percent C}_2\text{H}_5\text{OH} &= \left( \frac{\text{mass of C}_2\text{H}_5\text{OH}}{\text{mass of solution}} \right) \times 100\% \\ &= \left( \frac{1.00 \text{ g C}_2\text{H}_5\text{OH}}{100.0 \text{ g H}_2\text{O} + 1.00 \text{ g C}_2\text{H}_5\text{OH}} \right) \times 100\% \\ &= 0.990\% \text{ C}_2\text{H}_5\text{OH} \end{aligned}$$

#### Mole Fraction

$$\begin{aligned} \text{Mole fraction of C}_2\text{H}_5\text{OH} &= \frac{n_{\text{C}_2\text{H}_5\text{OH}}}{n_{\text{C}_2\text{H}_5\text{OH}} + n_{\text{H}_2\text{O}}} \\ n_{\text{H}_2\text{O}} &= 100.0 \text{ g H}_2\text{O} \times \frac{1 \text{ mol H}_2\text{O}}{18.0 \text{ g H}_2\text{O}} = 5.56 \text{ mol} \\ \chi_{\text{C}_2\text{H}_5\text{OH}} &= \frac{2.17 \times 10^{-2} \text{ mol}}{2.17 \times 10^{-2} \text{ mol} + 5.56 \text{ mol}} \\ &= \frac{2.17 \times 10^{-2}}{5.58} = 0.00389 \end{aligned}$$

Since molarity depends on the volume of the solution, it changes slightly with temperature. Molality is independent of temperature because it depends only on mass.



**Table 11.2** ▶ The Molar Mass, Equivalent Mass, and Relationship of Molarity and Normality for Several Acids and Bases

Acid or Base	Molar Mass	Equivalent Mass	Relationship of Molarity and Normality
HCl	36.5	36.5	1 M = 1 N
H <sub>2</sub> SO <sub>4</sub>	98	$\frac{98}{2} = 49$	1 M = 2 N
NaOH	40	40	1 M = 1 N
Ca(OH) <sub>2</sub>	74	$\frac{74}{2} = 37$	1 M = 2 N

**Molality**

$$\begin{aligned} \text{Molality of C}_2\text{H}_5\text{OH} &= \frac{\text{moles of C}_2\text{H}_5\text{OH}}{\text{kilogram of H}_2\text{O}} = \frac{2.17 \times 10^{-2} \text{ mol}}{100.0 \text{ g} \times \frac{1 \text{ kg}}{1000 \text{ g}}} \\ &= \frac{2.17 \times 10^{-2} \text{ mol}}{0.1000 \text{ kg}} \\ &= 0.217 m \end{aligned}$$

**SEE EXERCISES 11.29 THROUGH 11.31**

The definition of an equivalent depends on the reaction taking place in the solution.

The quantity we call *equivalent mass* here traditionally has been called *equivalent weight*.

Oxidation–reduction half-reactions were discussed in Section 4.10.

Another concentration measure sometimes encountered is **normality** (symbolized by *N*). Normality is defined as the number of *equivalents* per liter of solution, where the definition of an equivalent depends on the reaction taking place in the solution. *For an acid–base reaction*, the equivalent is the mass of acid or base that can furnish or accept exactly 1 mole of protons (H<sup>+</sup> ions). In Table 11.2 note, for example, that the equivalent mass of sulfuric acid is the molar mass divided by 2, since each mole of H<sub>2</sub>SO<sub>4</sub> can furnish 2 moles of protons. The equivalent mass of calcium hydroxide is also half the molar mass, since each mole of Ca(OH)<sub>2</sub> contains 2 moles of OH<sup>−</sup> ions that can react with 2 moles of protons. The equivalent is defined so that 1 equivalent of acid will react with exactly 1 equivalent of base.

*For oxidation–reduction reactions*, the equivalent is defined as the quantity of oxidizing or reducing agent that can accept or furnish 1 mole of electrons. Thus 1 equivalent of reducing agent will react with exactly 1 equivalent of oxidizing agent. The equivalent mass of an oxidizing or reducing agent can be calculated from the number of electrons in its half-reaction. For example, MnO<sub>4</sub><sup>−</sup> reacting in acidic solution absorbs five electrons to produce Mn<sup>2+</sup>:



Since the MnO<sub>4</sub><sup>−</sup> ion present in 1 mole of KMnO<sub>4</sub> consumes 5 moles of electrons, the equivalent mass is the molar mass divided by 5:

$$\text{Equivalent mass of KMnO}_4 = \frac{\text{molar mass}}{5} = \frac{158 \text{ g}}{5} = 31.6 \text{ g}$$

**EXAMPLE 11.2****Calculating Various Methods of Solution Composition from the Molarity**

The electrolyte in automobile lead storage batteries is a 3.75 *M* sulfuric acid solution that has a density of 1.230 g/mL. Calculate the mass percent, molality, and normality of the sulfuric acid.



A modern 12-volt lead storage battery of the type used in automobiles.

### Solution

What is the density of the solution in grams per liter?

$$1.230 \frac{\text{g}}{\text{mL}} \times \frac{1000 \text{ mL}}{1 \text{ L}} = 1.230 \times 10^3 \text{ g/L}$$

What mass of  $\text{H}_2\text{SO}_4$  is present?

We know 1 liter of this solution contains 1230. g of the mixture of sulfuric acid and water. Since the solution is 3.75  $M$ , we know that 3.75 mol  $\text{H}_2\text{SO}_4$  is present per liter of solution. The number of grams of  $\text{H}_2\text{SO}_4$  present is

$$3.75 \text{ mol} \times \frac{98.0 \text{ g H}_2\text{SO}_4}{1 \text{ mol}} = 368 \text{ g H}_2\text{SO}_4$$

How much water is present?

The amount of water present in 1 liter of solution is obtained from the difference

$$1230. \text{ g solution} - 368 \text{ g H}_2\text{SO}_4 = 862 \text{ g H}_2\text{O}$$

What is the mass percent?

Since we now know the masses of the solute and solvent, we can calculate the mass percent.

$$\begin{aligned} \blacksquare \text{ Mass percent H}_2\text{SO}_4 &= \frac{\text{mass of H}_2\text{SO}_4}{\text{mass of solution}} \times 100\% = \frac{368 \text{ g}}{1230. \text{ g}} \times 100\% \\ &= 29.9\% \text{ H}_2\text{SO}_4 \end{aligned}$$

What is the molality?

From the moles of solute and the mass of solvent we can calculate the molality.

$$\begin{aligned} \blacksquare \text{ Molality of H}_2\text{SO}_4 &= \frac{\text{moles H}_2\text{SO}_4}{\text{kilogram of H}_2\text{O}} \\ &= \frac{3.75 \text{ mol H}_2\text{SO}_4}{862 \text{ g H}_2\text{O} \times \frac{1 \text{ kg H}_2\text{O}}{1000 \text{ g H}_2\text{O}}} = 4.35 \text{ m} \end{aligned}$$

What is the normality?

Since each sulfuric acid molecule can furnish two protons, 1 mol  $\text{H}_2\text{SO}_4$  represents 2 equivalents. Thus a solution with 3.75 mol  $\text{H}_2\text{SO}_4$  per liter contains  $2 \times 3.75 = 7.50$  equivalents per liter.

■ The normality is 7.50  $N$ .

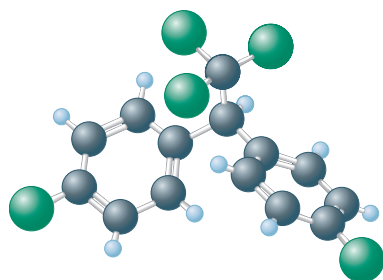
SEE EXERCISE 11.37

## 11.2 ► The Energies of Solution Formation

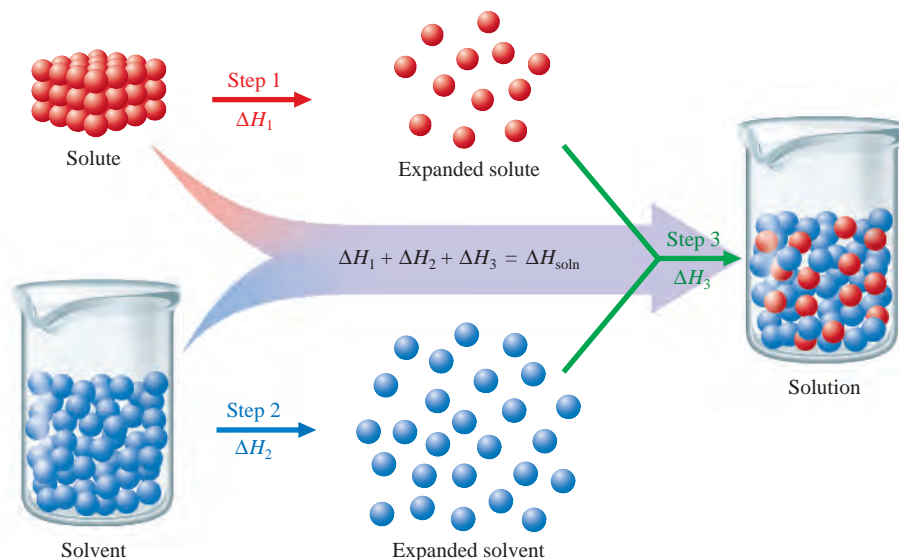
Dissolving solutes in liquids is very common. We dissolve salt in the water used to cook vegetables, sugar in iced tea, stains in cleaning fluid, gaseous carbon dioxide in water to make soda water, ethanol in gasoline to make gasohol, and so on.

Solubility is important in other ways. For example, because the pesticide DDT is fat-soluble, it is retained and concentrated in animal tissues, where it causes detrimental effects. This is why DDT, even though it is effective for killing mosquitoes, has been banned in the United States. Also, the solubility of various vitamins is important in determining correct dosages. The insolubility of barium sulfate means it can be used safely to improve X rays of the gastrointestinal tract, even though  $\text{Ba}^{2+}$  ions are quite toxic.

What factors affect solubility? The cardinal rule of solubility is *like dissolves like*. We find that we must use a polar solvent to dissolve a polar or ionic solute and a nonpolar



DDT

**Figure 11.1**

The formation of a liquid solution can be divided into three steps: (1) expanding the solute, (2) expanding the solvent, and (3) combining the expanded solute and solvent to form the solution.

Polar solvents dissolve polar solutes; nonpolar solvents dissolve nonpolar solutes.

The enthalpy of solution is the sum of the energies used in expanding both solvent and solute and the energy of solvent–solute interaction.

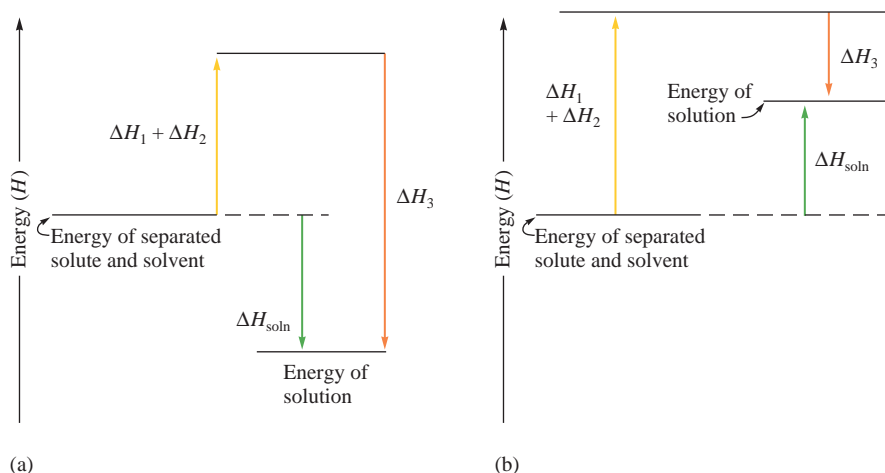
solvent to dissolve a nonpolar solute. Now we will try to understand why this behavior occurs. To simplify the discussion, we will assume that the formation of a liquid solution takes place in three distinct steps:

1. Separating the solute into its individual components (expanding the solute).
2. Overcoming intermolecular forces in the solvent to make room for the solute (expanding the solvent).
3. Allowing the solute and solvent to interact to form the solution.

These steps are illustrated in Fig. 11.1. Steps 1 and 2 require energy, since forces must be overcome to expand the solute and solvent. Step 3 usually releases energy. In other words, steps 1 and 2 are endothermic, and step 3 is often exothermic. The enthalpy change associated with the formation of the solution, called the **enthalpy (heat) of solution** ( $\Delta H_{\text{soln}}$ ), is the sum of the  $\Delta H$  values for the steps:


$$\Delta H_{\text{soln}} = \Delta H_1 + \Delta H_2 + \Delta H_3$$

where  $\Delta H_{\text{soln}}$  may have a positive sign (energy absorbed) or a negative sign (energy released), as shown in Fig. 11.2.

**Figure 11.2**

The heat of solution (a)  $\Delta H_{\text{soln}}$  has a negative sign (the process is exothermic) if step 3 releases more energy than that required by steps 1 and 2. (b)  $\Delta H_{\text{soln}}$  has a positive sign (the process is endothermic) if steps 1 and 2 require more energy than is released in step 3. (If the energy changes for steps 1 and 2 equal that for step 3, then  $\Delta H_{\text{soln}}$  is zero.)

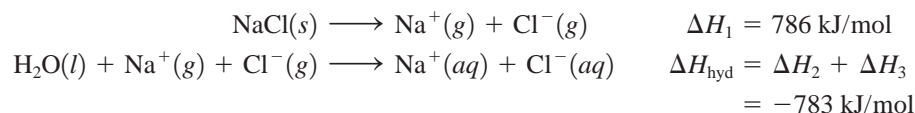
$\Delta H_1$  is expected to be small for nonpolar solutes but can be large for large molecules.



Gasoline floating on water. Since gasoline is nonpolar, it is immiscible with water, because water contains polar molecules.

To illustrate the importance of the various energy terms in the equation for  $\Delta H_{\text{soln}}$ , we will consider two specific cases. First, we know that oil is not soluble in water. When oil tankers leak, the petroleum forms an oil slick that floats on the water and is eventually carried onto the beaches. We can explain the immiscibility of oil and water by considering the energy terms involved. Oil is a mixture of nonpolar molecules that interact through London dispersion forces, which depend on molecule size. We expect  $\Delta H_1$  to be small for a typical nonpolar solute, but it will be relatively large for the large oil molecules. The term  $\Delta H_3$  will be small, since interactions between the nonpolar solute molecules and the polar water molecules will be negligible. However,  $\Delta H_2$  will be large and positive because it takes considerable energy to overcome the hydrogen bonding forces among the water molecules to expand the solvent. Thus  $\Delta H_{\text{soln}}$  will be large and positive because of the  $\Delta H_1$  and  $\Delta H_2$  terms. Since a large amount of energy would have to be expended to form an oil–water solution, this process does not occur to any appreciable extent. These same arguments hold true for any nonpolar solute and polar solvent—the combination of a nonpolar solute and a highly polar solvent is not expected to produce a solution.

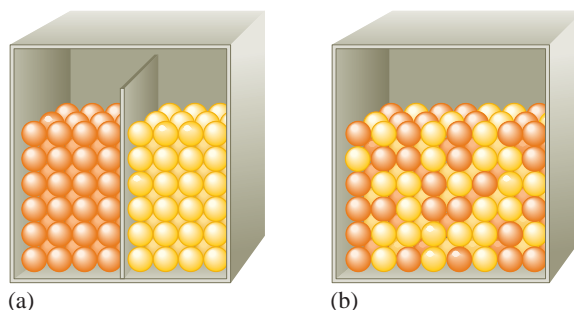
As a second case, let's consider the solubility of an ionic solute, such as sodium chloride, in water. Here the term  $\Delta H_1$  is large and positive because the strong ionic forces in the crystal must be overcome, and  $\Delta H_2$  is large and positive because hydrogen bonds must be broken in the water. Finally,  $\Delta H_3$  is large and negative because of the strong interactions between the ions and the water molecules. In fact, the exothermic and endothermic terms essentially cancel, as shown from the known values:



Here the **enthalpy (heat) of hydration** ( $\Delta H_{\text{hyd}}$ ) combines the terms  $\Delta H_2$  (for expanding the solvent) and  $\Delta H_3$  (for solvent–solute interactions). The heat of hydration represents the enthalpy change associated with the dispersal of a gaseous solute in water. Thus the heat of solution for dissolving sodium chloride is the sum of  $\Delta H_1$  and  $\Delta H_{\text{hyd}}$ :

$$\Delta H_{\text{soln}} = 786 \text{ kJ/mol} - 783 \text{ kJ/mol} = 3 \text{ kJ/mol}$$

Note that  $\Delta H_{\text{soln}}$  is small but positive; the dissolving process requires a small amount of energy. Then why is NaCl so soluble in water? The answer lies in nature's tendency toward higher probability of the mixed state. That is, processes naturally run in the direction that leads to the most probable state. For example, imagine equal numbers of orange and yellow spheres separated by a partition in a closed container, as shown in Fig. 11.3(a). If we remove the partition and shake the container, the spheres will mix [Fig. 11.3(b)], and no amount of shaking will cause them to return to the state of separated orange and yellow. Why? The mixed state is simply much more likely to occur (more probable) than the original separate state because there are many more ways of placing the spheres to give a mixed state than a separated state. This is a general principle. *One factor that favors a process is an increase in probability.*



**Figure 11.3**

(a) Orange and yellow spheres separated by a partition in a closed container.  
(b) The spheres after the partition is removed and the container has been shaken for some time.

Table 11.3 ► The Energy Terms for Various Types of Solutes and Solvents

	$\Delta H_1$	$\Delta H_2$	$\Delta H_3$	$\Delta H_{\text{soln}}$	Outcome
Polar solute, polar solvent	Large	Large	Large, negative	Small	Solution forms
Nonpolar solute, polar solvent	Small	Large	Small	Large, positive	No solution forms
Nonpolar solute, nonpolar solvent	Small	Small	Small	Small	Solution forms
Polar solute, nonpolar solvent	Large	Small	Small	Large, positive	No solution forms

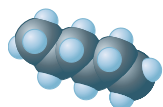
The factors that act as driving forces for a process are discussed more fully in Chapter 16.

But energy considerations are also important. *Processes that require large amounts of energy tend not to occur.* Since dissolving 1 mole of solid NaCl requires only a small amount of energy, the solution forms, presumably because of the large increase in the probability of the state when the solute and solvent are mixed.

The various possible cases for solution formation are summarized in Table 11.3. Note that in two cases, polar–polar and nonpolar–nonpolar, the heat of solution is expected to be small. In these cases, the solution forms because of the increase in the probability of the mixed state. In the other cases (polar–nonpolar and nonpolar–polar), the heat of solution is expected to be large and positive, and the large quantity of energy required acts to prevent the solution from forming. Although this discussion has greatly oversimplified the complex driving forces for solubility, these ideas are a useful starting point for understanding the observation that *like dissolves like*.

## EXAMPLE 11.3

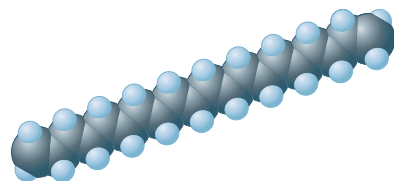
## Differentiating Solvent Properties



Hexane



Liquid methanol



Grease

Decide whether liquid hexane ( $\text{C}_6\text{H}_{14}$ ) or liquid methanol ( $\text{CH}_3\text{OH}$ ) is the more appropriate solvent for the substances grease ( $\text{C}_{20}\text{H}_{42}$ ) and potassium iodide (KI).

**Solution**

Hexane is a nonpolar solvent because it contains C—H bonds. Thus hexane will work best for the nonpolar solute grease. Methanol has an O—H group that makes it significantly polar. Thus it will serve as the better solvent for the ionic solid KI.

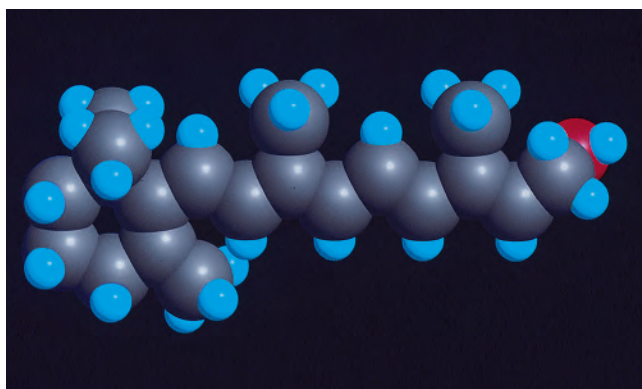
SEE EXERCISES 11.43 THROUGH 11.45

## 11.3 ► Factors Affecting Solubility

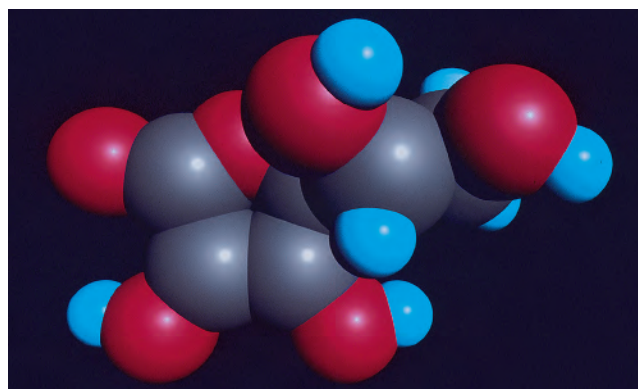
## Structure Effects

In the last section we saw that solubility is favored if the solute and solvent have similar polarities. Since it is the molecular structure that determines polarity, there should be a definite connection between structure and solubility. Vitamins provide an excellent example of the relationship among molecular structure, polarity, and solubility.

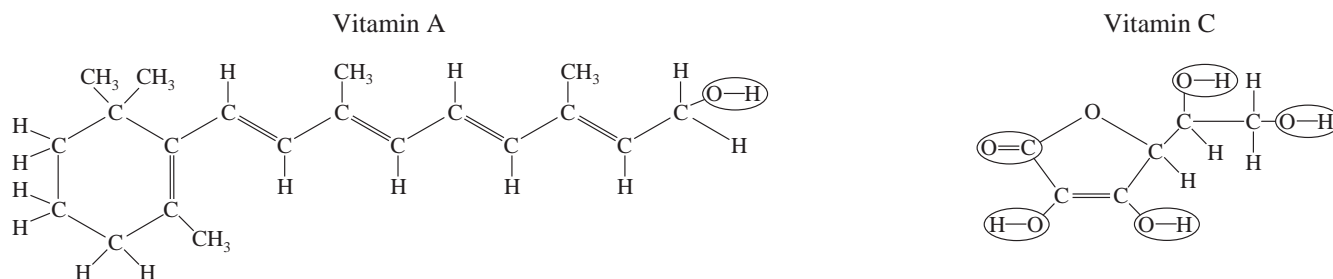
Recently, there has been considerable publicity about the pros and cons of consuming large quantities of vitamins. For example, large doses of vitamin C have been advocated to combat various illnesses, including the common cold. Vitamin E has been extolled as a youth-preserving elixir and a protector against the carcinogenic (cancer-causing) effects of certain chemicals. However, there are possible detrimental effects from taking large amounts of some vitamins, depending on their solubilities.



(a)



(b)

**Figure 11.4**

The molecular structures of (a) vitamin A (nonpolar, fat-soluble) and (b) vitamin C (polar, water-soluble). The circles in the structural formulas indicate polar bonds. Note that vitamin C contains far more polar bonds than vitamin A.

Vitamins can be divided into two classes: *fat-soluble* (vitamins A, D, E, and K) and *water-soluble* (vitamins B and C). The reason for the differing solubility characteristics can be seen by comparing the structures of vitamins A and C (Fig. 11.4). Vitamin A, composed mostly of carbon and hydrogen atoms that have similar electronegativities, is virtually nonpolar. This causes it to be soluble in nonpolar materials such as body fat, which is also largely composed of carbon and hydrogen, but not soluble in polar solvents such as water. On the other hand, vitamin C has many polar O—H and C—O bonds, making the molecule polar and thus water-soluble. We often describe nonpolar materials such as vitamin A as *hydrophobic* (water-fearing) and polar substances such as vitamin C as *hydrophilic* (water-loving).

Because of their solubility characteristics, the fat-soluble vitamins can build up in the fatty tissues of the body. This has both positive and negative effects. Since these vitamins can be stored, the body can tolerate for a time a diet deficient in vitamin A, D, E, or K. Conversely, if excessive amounts of these vitamins are consumed, their buildup can lead to the illness *hypervitaminosis*.

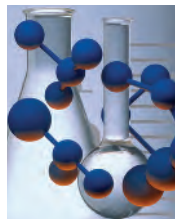
In contrast, the water-soluble vitamins are excreted by the body and must be consumed regularly. This fact was first recognized when the British navy discovered that scurvy, a disease often suffered by sailors, could be prevented if the sailors regularly ate fresh limes (which are a good source of vitamin C) when aboard ship (hence the name “limey” for the British sailor).

### Pressure Effects

While pressure has little effect on the solubilities of solids or liquids, it does significantly increase the solubility of a gas. Carbonated beverages, for example, are always bottled at high pressures of carbon dioxide to ensure a high concentration of carbon dioxide in the liquid. The fizzing that occurs when you open a can of soda results from the escape of gaseous carbon dioxide because under these conditions the pressure of CO<sub>2</sub> above the solution is now much lower than that used in the bottling process.



Carbonation in a bottle of soda.



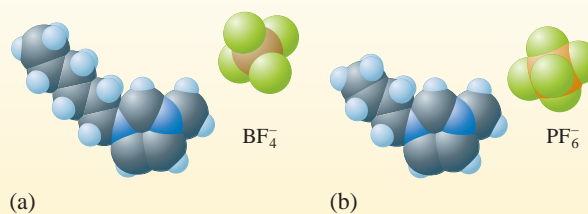
## chemical connections

### Ionic Liquids?

So far in this text, you have seen that ionic substances are stable solids with high melting points. For example, sodium chloride has a melting point near 800°C. One of the “hottest” areas of current chemical research is ionic liquids—substances composed of ions that are liquids at normal temperatures and pressures. This unusual behavior results from the differences in the sizes of the anions and cations in the ionic liquids. Dozens of small anions, such as  $\text{BF}_4^-$  (tetrafluoroborate) or  $\text{PF}_6^-$  (hexafluorophosphate), can be paired with thousands of large cations, such as 1-hexyl-3-methylimidazolium or 1-butyl-3-methylimidazolium (parts a and b respectively, in the accompanying figure). These substances remain liquids because the bulky, asymmetrical cations do not pack together efficiently with the smaller, symmetrical anions. In contrast, in sodium chloride the ions can pack very efficiently to form a compact, orderly arrangement, leading to maximum cation–anion attractions and thus a high melting point.

The excitement being generated by these ionic liquids arises from many factors. For one thing, almost an infinite variety of ionic liquids are possible due to the large variety of bulky cations and small anions available. According to Kenneth R. Seddon, Director of QUILL (Queen’s University Ionic Liquid Laboratory) in Northern Ireland, a *trillion* ionic liquids are possible. Another great advantage of these liquids is their long liquid range, typically from  $-100^\circ\text{C}$  to  $200^\circ\text{C}$ .

In addition, the cations in the liquids can be designed to perform specific functions. For example, chemist James H. Davis, of the University of South Alabama in Mobile, has



designed various cations that will attract potentially harmful ions such as mercury, cadmium, uranium, and americium (the latter two are commonly found in nuclear waste materials) and leach them out of contaminated solutions. Davis has also developed cations that will remove  $\text{H}_2\text{S}$  (which produces  $\text{SO}_2$  when the gas is burned) and  $\text{CO}_2$  (which does not burn) from natural gas. Potentially, these ionic solutions might also be used to remove  $\text{CO}_2$  from the exhaust gases of fossil-fuel-burning power plants to lessen the “greenhouse effect.”

The biggest obstacle to the widespread use of ionic liquids is their cost. Normal organic solvents used in industry typically cost a few cents per liter, but ionic liquids can cost hundreds of times that amount. However, the environmentally friendly nature of ionic liquids (they produce no vapors because the ions are not volatile) and the flexibility of these substances as reaction media make them very attractive. As a consequence, efforts are under way to make their use economically feasible.

The term *ionic liquid* may have seemed like an oxymoron in the past, but these substances have a very promising future.

The increase in gas solubility with pressure can be understood from Fig. 11.5. Figure 11.5(a) shows a gas in equilibrium with a solution; that is, the gas molecules are entering and leaving the solution at the same rate. If the pressure is suddenly increased [Fig. 11.5(b)], the number of gas molecules per unit volume increases, and the gas enters the solution at a higher rate than it leaves. As the concentration of dissolved gas increases, the rate of the escape of the gas also increases until a new equilibrium is reached [Fig. 11.5(c)], where the solution contains more dissolved gas than before.

The relationship between gas pressure and the concentration of dissolved gas is given by **Henry’s law**:

$$C = kP$$

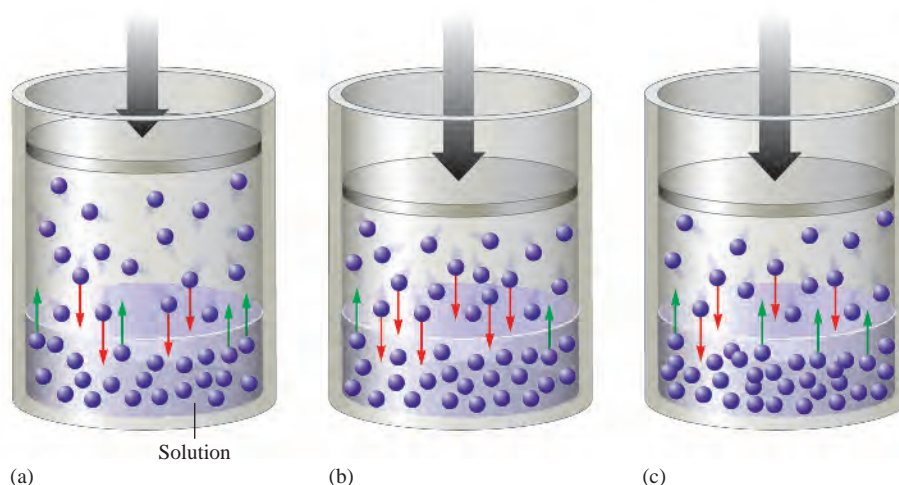
where  $C$  represents the concentration of the dissolved gas,  $k$  is a constant characteristic of a particular solution, and  $P$  represents the partial pressure of the gaseous solute above the solution. In words, Henry’s law states that *the amount of a gas dissolved in a solution is directly proportional to the pressure of the gas above the solution.*

Henry’s law is obeyed most accurately for dilute solutions of gases that do not dissociate in or react with the solvent. For example, Henry’s law is obeyed by oxygen gas

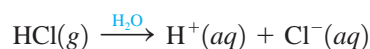
William Henry (1774–1836), a close friend of John Dalton, formulated his law in 1801.

**Figure 11.5**

(a) A gaseous solute in equilibrium with a solution. (b) The piston is pushed in, which increases the pressure of the gas and the number of gas molecules per unit volume. This causes an increase in the rate at which the gas enters the solution, so the concentration of dissolved gas increases. (c) The greater gas concentration in the solution causes an increase in the rate of escape. A new equilibrium is reached.



in water, but it does *not* correctly represent the behavior of gaseous hydrogen chloride in water because of the dissociation reaction



Henry's law holds only when there is no chemical reaction between the solute and solvent.

**EXAMPLE 11.4****Calculations Using Henry's Law**

A certain soft drink is bottled so that a bottle at 25°C contains CO<sub>2</sub> gas at a pressure of 5.0 atm over the liquid. Assuming that the partial pressure of CO<sub>2</sub> in the atmosphere is  $4.0 \times 10^{-4}$  atm, calculate the equilibrium concentrations of CO<sub>2</sub> in the soda both before and after the bottle is opened. The Henry's law constant for CO<sub>2</sub> in aqueous solution is  $3.1 \times 10^{-2}$  mol/L · atm at 25°C.

**Solution**

What is Henry's law for CO<sub>2</sub>?

$$C_{\text{CO}_2} = k_{\text{CO}_2} P_{\text{CO}_2}$$

where  $k_{\text{CO}_2} = 3.1 \times 10^{-2}$  mol/L · atm.

What is the  $C_{\text{CO}_2}$  in the unopened bottle?

In the *unopened* bottle,  $P_{\text{CO}_2} = 5.0$  atm and

$$\blacksquare C_{\text{CO}_2} = k_{\text{CO}_2} P_{\text{CO}_2} = (3.1 \times 10^{-2} \text{ mol/L} \cdot \text{atm})(5.0 \text{ atm}) = 0.16 \text{ mol/L}$$

What is the  $C_{\text{CO}_2}$  in the opened bottle?

In the *opened* bottle, the CO<sub>2</sub> in the soda eventually reaches equilibrium with the atmospheric CO<sub>2</sub>, so  $P_{\text{CO}_2} = 4.0 \times 10^{-4}$  atm and

$$\blacksquare C_{\text{CO}_2} = k_{\text{CO}_2} P_{\text{CO}_2} = \left( 3.1 \times 10^{-2} \frac{\text{mol}}{\text{L} \cdot \text{atm}} \right) (4.0 \times 10^{-4} \text{ atm}) = 1.2 \times 10^{-5} \text{ mol/L}$$

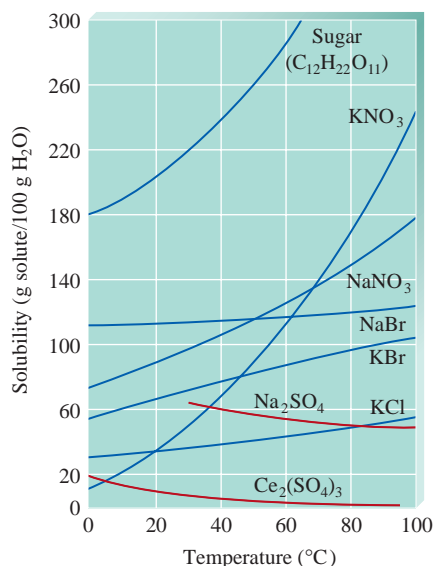
Note the large change in concentration of CO<sub>2</sub>. This is why soda goes “flat” after being open for a while.

**SEE EXERCISES 11.49 AND 11.50**

**Temperature Effects (for Aqueous Solutions)**

Everyday experiences of dissolving substances such as sugar may lead you to think that solubility always increases with temperature. This is not the case. The dissolving of a solid occurs *more rapidly* at higher temperatures, but the amount of solid that can be dissolved

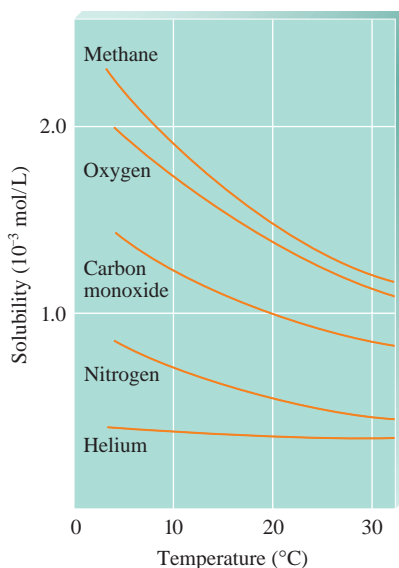




**Figure 11.6**

The solubilities of several solids as a function of temperature. Note that while most substances become more soluble in water with increasing temperature, sodium sulfate and cerium sulfate become less soluble.

$\Delta H_{\text{soln}}^{\circ}$  refers to the formation of a 1.0 M ideal solution and is not necessarily relevant to the process of dissolving a solid in a saturated solution. Thus  $\Delta H_{\text{soln}}^{\circ}$  is of limited use in predicting the variation of solubility with temperature.



**Figure 11.7**

The solubilities of several gases in water as a function of temperature at a constant pressure of 1 atm of gas above the solution.

may increase or decrease with increasing temperature. The effect of temperature on the solubility in water of several solids is shown in Fig. 11.6. Note that although the solubility of most solids in water increases with temperature, the solubilities of some substances (such as sodium sulfate and cerium sulfate) decrease with increasing temperature.

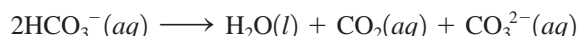
Predicting the temperature dependence of solubility is very difficult. For example, although there is some correlation between the sign of  $\Delta H_{\text{soln}}^{\circ}$  and the variation of solubility with temperature, important exceptions exist.\* The only sure way to determine the temperature dependence of a solid's solubility is by experiment.

The behavior of gases dissolving in water appears less complex. The solubility of a gas in water typically decreases with increasing temperature,<sup>†</sup> as is shown for several cases in Fig. 11.7. This temperature effect has important environmental implications because of the widespread use of water from lakes and rivers for industrial cooling. After being used, the water is returned to its natural source at a higher than ambient temperature (**thermal pollution** has occurred). Because it is warmer, this water contains less than the normal concentration of oxygen and is also less dense; it tends to “float” on the colder water below, thus blocking normal oxygen absorption. This effect can be especially important in deep lakes. The warm upper layer can seriously decrease the amount of oxygen available to aquatic life in the deeper layers of the lake.

The decreasing solubility of gases with increasing temperature is also responsible for the formation of *boiler scale*. As we will see in more detail in Chapter 14, the bicarbonate ion is formed when carbon dioxide is dissolved in water containing the carbonate ion:



When the water also contains  $\text{Ca}^{2+}$  ions, this reaction is especially important—calcium bicarbonate is soluble in water, but calcium carbonate is insoluble. When the water is heated, the carbon dioxide is driven off. For the system to replace the lost carbon dioxide, the reverse reaction must occur:



This reaction, however, also increases the concentration of carbonate ions, causing solid calcium carbonate to form. This solid is the boiler scale that coats the walls of containers such as industrial boilers and tea kettles. Boiler scale reduces the efficiency of heat transfer and can lead to blockage of pipes (see Fig. 11.8).



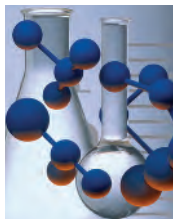
**Figure 11.8**

A pipe with accumulated mineral deposits. The cross section clearly indicates the reduction in pipe capacity.

\*For more information see R. S. Treptow, “Le Châtelier’s Principle Applied to the Temperature Dependence of Solubility,” *J. Chem. Ed.* **61** (1984): 499.

<sup>†</sup>The opposite behavior is observed for most nonaqueous solvents.





## chemical connections

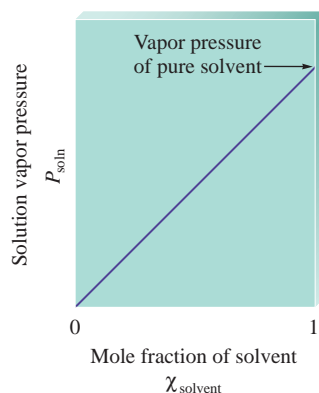
### The Lake Nyos Tragedy

On August 21, 1986, a cloud of gas suddenly boiled from Lake Nyos in Cameroon, killing nearly 2000 people. Although at first it was speculated that the gas was hydrogen sulfide, it now seems clear it was carbon dioxide. What would cause Lake Nyos to emit this huge, suffocating cloud of  $\text{CO}_2$ ? Although the answer may never be known for certain, many scientists believe that the lake suddenly “turned over,” bringing to the surface water that contained huge quantities of dissolved carbon dioxide. Lake Nyos is a deep lake that is thermally stratified: Layers of warm, less dense water near the surface float on the colder, denser water layers near the lake’s bottom. Under normal conditions the lake stays this way; there is little mixing among the different layers. Scientists believe that over hundreds or thousands of years, carbon dioxide gas had seeped into the cold water at the lake’s bottom and dissolved in great amounts because of the large pressure of  $\text{CO}_2$  present (in accordance with Henry’s law). For some reason on August 21, 1986, the lake apparently suffered an overturn, possibly due to wind or to unusual cooling of the lake’s surface by monsoon clouds. This caused water that was greatly supersaturated with  $\text{CO}_2$  to reach the surface and release tremendous quantities of gaseous  $\text{CO}_2$  that suffocated thousands of humans and animals before they knew what hit them—a tragic, monumental illustration of Henry’s law.



Lake Nyos in Cameroon.

Since 1986 the scientists studying Lake Nyos and nearby Lake Monoun have observed a rapid recharging of the  $\text{CO}_2$  levels in the deep waters of these lakes, causing concern that another deadly gas release could occur at any time. Apparently the only way to prevent such a disaster is to pump away the  $\text{CO}_2$ -charged deep water in the two lakes. Scientists at a conference to study this problem in 1994 recommended such a solution, but it has not yet been funded by Cameroon.



**Figure 11.11**

For a solution that obeys Raoult’s law, a plot of  $P_{\text{soln}}$  versus  $\chi_{\text{solvent}}$  gives a straight line.

volume and it should proportionately lower the escaping tendency of the solvent molecules. For example, in a solution consisting of half nonvolatile solute molecules and half solvent molecules, we might expect the observed vapor pressure to be half that of the pure solvent, since only half as many molecules can escape. In fact, this is what is observed.

Detailed studies of the vapor pressures of solutions containing nonvolatile solutes were carried out by François M. Raoult (1830–1901). His results are described by the equation known as **Raoult’s law**:

$$P_{\text{soln}} = \chi_{\text{solvent}} P_{\text{solvent}}^0$$

where  $P_{\text{soln}}$  is the observed vapor pressure of the solution,  $\chi_{\text{solvent}}$  is the mole fraction of solvent, and  $P_{\text{solvent}}^0$  is the vapor pressure of the pure solvent. Note that for a solution of half solute and half solvent molecules,  $\chi_{\text{solvent}}$  is 0.5, so the vapor pressure of the solution is half that of the pure solvent. On the other hand, for a solution in which three-fourths of the solution molecules are solvent,  $\chi_{\text{solvent}} = \frac{3}{4} = 0.75$ , and  $P_{\text{soln}} = 0.75P_{\text{solvent}}^0$ . The idea is that the nonvolatile solute simply dilutes the solvent.

Raoult’s law is a linear equation of the form  $y = mx + b$ , where  $y = P_{\text{soln}}$ ,  $x = \chi_{\text{solvent}}$ ,  $m = P_{\text{solvent}}^0$ , and  $b = 0$ . Thus a plot of  $P_{\text{soln}}$  versus  $\chi_{\text{solvent}}$  gives a straight line with a slope equal to  $P_{\text{solvent}}^0$ , as shown in Fig. 11.11.

## EXAMPLE 11.5

## Calculating the Vapor Pressure of a Solution

Calculate the expected vapor pressure at 25°C for a solution prepared by dissolving 158.0 g common table sugar (sucrose, molar mass = 342.3 g/mol) in 643.5 cm<sup>3</sup> of water. At 25°C, the density of water is 0.9971 g/cm<sup>3</sup> and the vapor pressure is 23.76 torr.

**Solution**

*What is Raoult's law for this case?*

$$P_{\text{soln}} = \chi_{\text{H}_2\text{O}} P_{\text{H}_2\text{O}}^0$$

To calculate the mole fraction of water in the solution, we must first determine the number of moles of sucrose and the moles of water present.

*What are the moles of sucrose?*

$$\begin{aligned} \text{Moles of sucrose} &= 158.0 \text{ g sucrose} \times \frac{1 \text{ mol sucrose}}{342.3 \text{ g sucrose}} \\ &= 0.4616 \text{ mol sucrose} \end{aligned}$$

*What are the moles of water?*

To determine the moles of water present, we first convert volume to mass using the density:

$$643.5 \text{ cm}^3 \text{ H}_2\text{O} \times \frac{0.9971 \text{ g H}_2\text{O}}{\text{cm}^3 \text{ H}_2\text{O}} = 641.6 \text{ g H}_2\text{O}$$

The number of moles of water is therefore

$$641.6 \text{ g H}_2\text{O} \times \frac{1 \text{ mol H}_2\text{O}}{18.02 \text{ g H}_2\text{O}} = 35.60 \text{ mol H}_2\text{O}$$

*What is the mole fraction of water in the solution?*

$$\begin{aligned} \chi_{\text{H}_2\text{O}} &= \frac{\text{mol H}_2\text{O}}{\text{mol H}_2\text{O} + \text{mol sucrose}} = \frac{35.60 \text{ mol}}{35.60 \text{ mol} + 0.4616 \text{ mol}} \\ &= \frac{35.60 \text{ mol}}{36.06 \text{ mol}} = 0.9873 \end{aligned}$$

- The vapor pressure of the solution is:  $P_{\text{soln}} = \chi_{\text{H}_2\text{O}} P_{\text{H}_2\text{O}}^0 = (0.9873)(23.76 \text{ torr}) = 23.46 \text{ torr}$

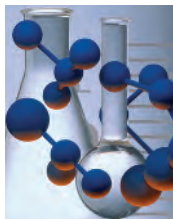
Thus the vapor pressure of water has been lowered from 23.76 torr in the pure state to 23.46 torr in the solution. The vapor pressure has been lowered by 0.30 torr.

## SEE EXERCISES 11.51 AND 11.52

The phenomenon of the lowering of the vapor pressure gives us a convenient way to “count” molecules and thus provides a means for experimentally determining molar masses. Suppose a certain mass of a compound is dissolved in a solvent and the vapor pressure of the resulting solution is measured. Using Raoult's law, we can determine the number of moles of solute present. Since the mass of this number of moles is known, we can calculate the molar mass.

We also can use vapor pressure measurements to characterize solutions. For example, 1 mole of sodium chloride dissolved in water lowers the vapor pressure approximately twice as much as expected because the solid has two ions per formula unit, which separate when it dissolves. Thus vapor pressure measurements can give valuable information about the nature of the solute after it dissolves.

The lowering of vapor pressure depends on the number of solute particles present in the solution.



## chemical connections

### Spray Power

Products in aerosol cans are widely used in our society. We use hairsprays, mouth sprays, shaving cream, whipped cream, spray paint, spray cleaners, and many others. As in the case of most consumer products, chemistry plays an important role in making aerosol products work.

An aerosol is a mixture of small particles (solids or liquids) dispersed in some sort of medium (a gas or a liquid).



Insecticide is sprayed from an aerosol can.

An inspection of the ingredients in an aerosol can reveals a long list of chemical substances, all of which fall into one of three categories: (1) an active ingredient, (2) an inactive ingredient, or (3) a propellant. The active ingredients perform the functions for which the product was purchased (for example, the resins in hairspray). It is very important that the contents of an aerosol can be chemically compatible. If an undesired chemical reaction were to occur inside the can, it is likely that the product would be unable to perform its function. The inactive ingredients serve to keep the product properly mixed and prevent chemical reactions within the can prior to application. The propellant delivers the product out of the can.

Most aerosol products contain liquefied hydrocarbon propellants\* such as propane ( $C_3H_8$ ) and butane ( $C_4H_{10}$ ). While these molecules are extremely flammable, they are excellent propellants, and they also help to disperse and mix the components of the aerosol can as they are delivered.

\*For foods delivered by aerosol cans, propane and butane are obviously not appropriate propellants. For substances such as whipped cream, the propellant  $N_2O$  is often used.

#### EXAMPLE 11.6

### Calculating the Vapor Pressure of a Solution Containing Ionic Solute

Predict the vapor pressure of a solution prepared by mixing 35.0 g solid  $Na_2SO_4$  (molar mass = 142.05 g/mol) with 175 g water at 25°C. The vapor pressure of pure water at 25°C is 23.76 torr.

#### Solution

First, we need to know the mole fraction of  $H_2O$ .

$$n_{H_2O} = 175 \text{ g } H_2O \times \frac{1 \text{ mol } H_2O}{18.02 \text{ g } H_2O} = 9.71 \text{ mol } H_2O$$

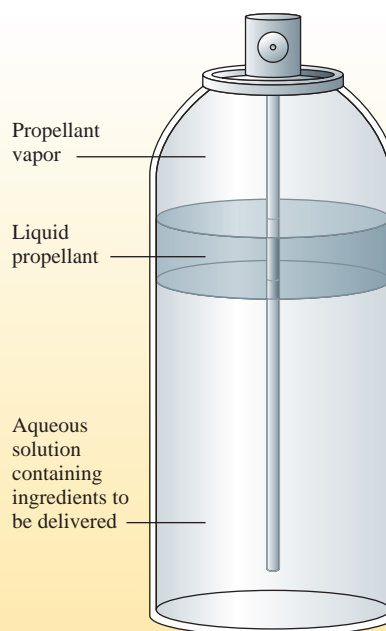
$$n_{Na_2SO_4} = 35.0 \text{ g } Na_2SO_4 \times \frac{1 \text{ mol } Na_2SO_4}{142.05 \text{ g } Na_2SO_4} = 0.246 \text{ mol } Na_2SO_4$$

It is essential to recognize that when 1 mole of solid  $Na_2SO_4$  dissolves, it produces 2 mol  $Na^+$  ions and 1 mol  $SO_4^{2-}$  ions. Thus the number of solute particles present in this solution is three times the number of moles of solute dissolved:

$$n_{\text{solute}} = 3(0.246) = 0.738 \text{ mol}$$

$$\chi_{H_2O} = \frac{n_{H_2O}}{n_{\text{solute}} + n_{H_2O}} = \frac{9.71 \text{ mol}}{0.738 \text{ mol} + 9.71 \text{ mol}} = \frac{9.71}{10.458} = 0.929$$

These propellants have critical temperatures above room temperature, which means that the intermolecular forces among their molecules are strong enough to form a liquid when pressure is applied. In the highly pressurized aerosol can, the liquid phase of the propellant is in equilibrium with the gaseous phase of the propellant in the head space of the can. The ability of the propellant to maintain this equilibrium is the key to how the aerosol can works. All aerosol cans are constructed in a similar way (see accompanying diagram). At the top of the can is a valve (acts to open and seal the can) and an actuator (to open the valve). Pushing the actuator opens the valve, and the propellant gas escapes through a long tube (the dip tube) that extends from the bottom of the can. With the valve open, the propellant, at a greater pressure than the atmosphere, escapes through the dip tube, carrying the active ingredient(s) with it. The rapidly expanding gas propels the contents from the can and in some instances (for example, shaving cream, carpet shampoo) produces a foam. After each use, the remaining propellant in the can reestablishes equilibrium between the liquid and gaseous phases, keeping the pressure constant within the can as long as sufficient propellant remains. The trick is to have the active and inactive ingredients and the propellant run out at the same time. Given the nature of the most common propellants, you can understand the warning about not putting the “empty” cans in a fire.

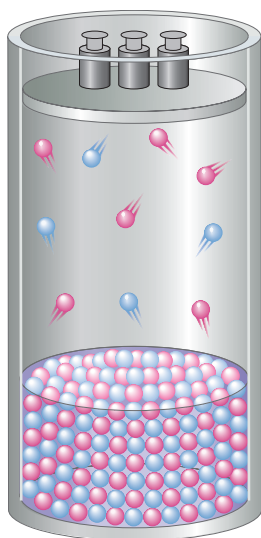


An aerosol can for delivery of an active ingredient dissolved in an aqueous solution.

Now we can use Raoult's law to predict the vapor pressure:

$$P_{\text{soln}} = \chi_{\text{H}_2\text{O}} P_{\text{H}_2\text{O}}^0 = (0.929)(23.76 \text{ torr}) = 22.1 \text{ torr}$$

SEE EXERCISE 11.56



## Nonideal Solutions

So far we have assumed that the solute is nonvolatile and so does not contribute to the vapor pressure over the solution. However, for liquid–liquid solutions where both components are volatile, a modified form of Raoult's law applies:

$$P_{\text{TOTAL}} = P_A + P_B = \chi_A P_A^0 + \chi_B P_B^0$$

where  $P_{\text{TOTAL}}$  represents the total vapor pressure of a solution containing A and B,  $\chi_A$  and  $\chi_B$  are the mole fractions of A and B,  $P_A^0$  and  $P_B^0$  are the vapor pressures of pure A and pure B, and  $P_A$  and  $P_B$  are the partial pressures resulting from molecules of A and of B in the vapor above the solution (see Fig. 11.12).

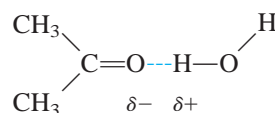
**Figure 11.12**

When a solution contains two volatile components, both contribute to the total vapor pressure. Note that in this case the solution contains equal numbers of the components  $\color{red}\bullet$  and  $\color{blue}\bullet$  but the vapor contains more  $\color{red}\bullet$  than  $\color{blue}\bullet$ . This means that component  $\color{red}\bullet$  is more volatile (has a higher vapor pressure as a pure liquid) than component  $\color{blue}\bullet$ .

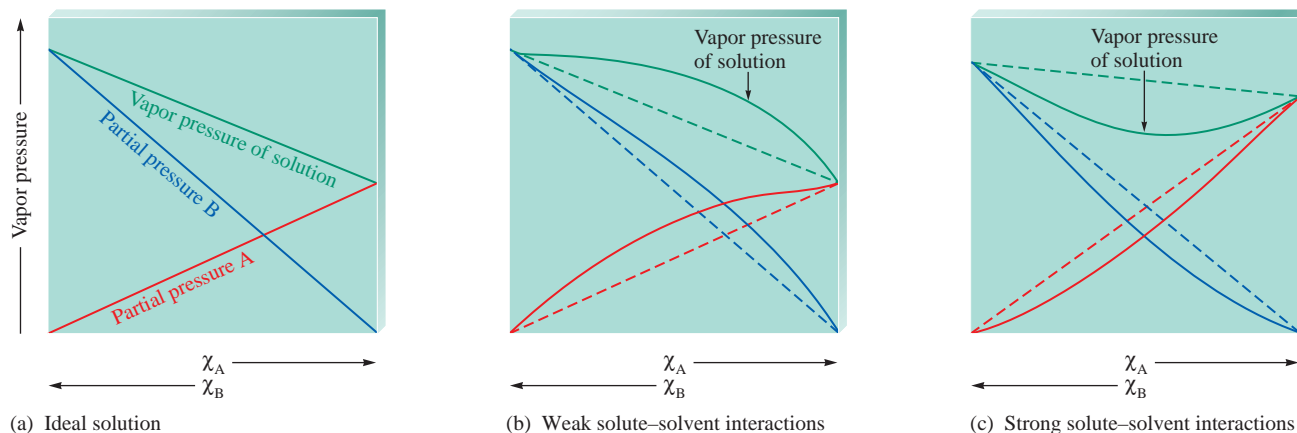
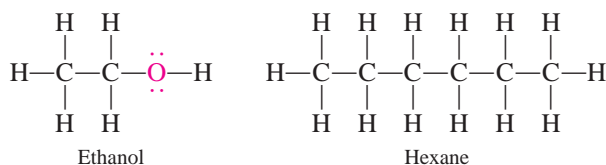
A liquid–liquid solution that obeys Raoult’s law is called an **ideal solution**. Raoult’s law is to solutions what the ideal gas law is to gases. As with gases, ideal behavior for solutions is never perfectly achieved but is sometimes closely approached. Nearly ideal behavior is often observed when the solute–solute, solvent–solvent, and solute–solvent interactions are very similar. That is, in solutions where the solute and solvent are very much alike, the solute simply acts to dilute the solvent. However, if the solvent has a special affinity for the solute, such as if hydrogen bonding occurs, the tendency of the solvent molecules to escape will be lowered more than expected. The observed vapor pressure will be *lower* than the value predicted by Raoult’s law; there will be a *negative deviation from Raoult’s law*.

Strong solute–solvent interaction gives a vapor pressure lower than that predicted by Raoult’s law.

When a solute and solvent release large quantities of energy in the formation of a solution, that is, when  $\Delta H_{\text{soln}}$  is large and negative, we can assume that strong interactions exist between the solute and solvent. In this case we expect a negative deviation from Raoult’s law, because both components will have a lower escaping tendency in the solution than in the pure liquids. This behavior is illustrated by an acetone–water solution, where the molecules can hydrogen-bond effectively:



In contrast, if two liquids mix endothermically, it indicates that the solute–solvent interactions are weaker than the interactions among the molecules in the pure liquids. More energy is required to expand the liquids than is released when the liquids are mixed. In this case the molecules in the solution have a higher tendency to escape than expected, and *positive deviations from Raoult’s law* are observed (see Fig. 11.13). An example of this case is provided by a solution of ethanol and hexane, whose Lewis structures are as follows:

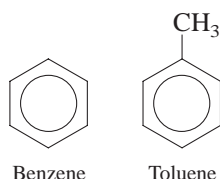


**Figure 11.13**

Vapor pressure for a solution of two volatile liquids. (a) The behavior predicted for an ideal liquid–liquid solution by Raoult’s law. (b) A solution for which  $P_{\text{TOTAL}}$  is larger than the value calculated from Raoult’s law. This solution shows a positive deviation from Raoult’s law. (c) A solution for which  $P_{\text{TOTAL}}$  is smaller than the value calculated from Raoult’s law. This solution shows a negative deviation from Raoult’s law.

Table 11.4 Summary of the Behavior of Various Types of Solutions

Interactive Forces Between Solute (A) and Solvent (B) Particles	$\Delta H_{\text{soln}}$	$\Delta T$ for Solution Formation	Deviation from Raoult's Law	Example
$A \leftrightarrow A, B \leftrightarrow B \equiv A \leftrightarrow B$	Zero	Zero	None (ideal solution)	Benzene–toluene
$A \leftrightarrow A, B \leftrightarrow B < A \leftrightarrow B$	Negative (exothermic)	Positive	Negative	Acetone–water
$A \leftrightarrow A, B \leftrightarrow B > A \leftrightarrow B$	Positive (endothermic)	Negative	Positive	Ethanol–hexane



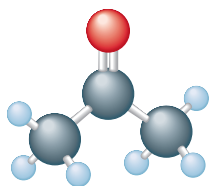
The polar ethanol and the nonpolar hexane molecules are not able to interact effectively. Thus the enthalpy of solution is positive, as is the deviation from Raoult's law.

Finally, for a solution of very similar liquids, such as benzene and toluene (shown in margin), the enthalpy of solution is very close to zero, and thus the solution closely obeys Raoult's law (ideal behavior).

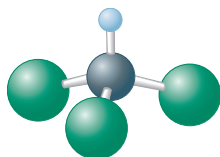
A summary of the behavior of various types of solutions is given in Table 11.4.

## EXAMPLE 11.7

## Calculating the Vapor Pressure of a Solution Containing Two Liquids



Acetone



Chloroform

A solution is prepared by mixing 5.81 g acetone ( $\text{C}_3\text{H}_6\text{O}$ , molar mass = 58.1 g/mol) and 11.9 g chloroform ( $\text{HCCl}_3$ , molar mass = 119.4 g/mol). At  $35^\circ\text{C}$ , this solution has a total vapor pressure of 260. torr. Is this an ideal solution? The vapor pressures of pure acetone and pure chloroform at  $35^\circ\text{C}$  are 345 and 293 torr, respectively.

## Solution

To decide whether this solution behaves ideally, we first calculate the expected vapor pressure using Raoult's law:

$$P_{\text{TOTAL}} = \chi_{\text{A}}P_{\text{A}}^0 + \chi_{\text{C}}P_{\text{C}}^0$$

where A stands for acetone and C stands for chloroform. The calculated value can then be compared with the observed vapor pressure.

First, we must calculate the number of moles of acetone and chloroform:

$$5.81 \text{ g acetone} \times \frac{1 \text{ mol acetone}}{58.1 \text{ g acetone}} = 0.100 \text{ mol acetone}$$

$$11.9 \text{ g chloroform} \times \frac{1 \text{ mol chloroform}}{119 \text{ g chloroform}} = 0.100 \text{ mol chloroform}$$

Since the solution contains equal numbers of moles of acetone and chloroform, that is,

$$\chi_{\text{A}} = 0.500 \quad \text{and} \quad \chi_{\text{C}} = 0.500$$

the expected vapor pressure is

$$P_{\text{TOTAL}} = (0.500)(345 \text{ torr}) + (0.500)(293 \text{ torr}) = 319 \text{ torr}$$





**Table 11.5** ▶ Molal Boiling-Point Elevation Constants ( $K_b$ ) and Freezing-Point Depression Constants ( $K_f$ ) for Several Solvents

Solvent	Boiling Point (°C)	$K_b$ (°C · kg/mol)	Freezing Point (°C)	$K_f$ (°C · kg/mol)
Water (H <sub>2</sub> O)	100.0	0.51	0	1.86
Carbon tetrachloride (CCl <sub>4</sub> )	76.5	5.03	-22.99	30.
Chloroform (CHCl <sub>3</sub> )	61.2	3.63	-63.5	4.70
Benzene (C <sub>6</sub> H <sub>6</sub> )	80.1	2.53	5.5	5.12
Carbon disulfide (CS <sub>2</sub> )	46.2	2.34	-111.5	3.83
Ethyl ether (C <sub>4</sub> H <sub>10</sub> O)	34.5	2.02	-116.2	1.79
Camphor (C <sub>10</sub> H <sub>16</sub> O)	208.0	5.95	179.8	40.

As you might expect, the magnitude of the boiling-point elevation depends on the concentration of the solute. The change in boiling point can be represented by the equation

$$\Delta T = K_b m_{\text{solute}}$$

where  $\Delta T$  is the boiling-point elevation, or the difference between the boiling point of the solution and that of the pure solvent,  $K_b$  is a constant that is characteristic of the solvent and is called the **molal boiling-point elevation constant**, and  $m_{\text{solute}}$  is the *molality* of the solute in the solution.

Values of  $K_b$  for some common solvents are given in Table 11.5. The molar mass of a solute can be determined from the observed boiling-point elevation, as shown in Example 11.8.

**EXAMPLE 11.8****Calculating the Molar Mass by Boiling-Point Elevation**

Sugar dissolved in water to make candy causes the boiling point to be elevated above 100°C.

A solution was prepared by dissolving 18.00 g glucose in 150.0 g water. The resulting solution was found to have a boiling point of 100.34°C. Calculate the molar mass of glucose. Glucose is a molecular solid that is present as individual molecules in solution.

**Solution**

We make use of the equation

$$\Delta T = K_b m_{\text{solute}}$$

where 
$$\Delta T = 100.34^\circ\text{C} - 100.00^\circ\text{C} = 0.34^\circ\text{C}$$

From Table 11.5, for water  $K_b = 0.51$ . The molality of this solution then can be calculated by rearranging the boiling-point elevation equation to give

$$m_{\text{solute}} = \frac{\Delta T}{K_b} = \frac{0.34^\circ\text{C}}{0.51^\circ\text{C} \cdot \text{kg/mol}} = 0.67 \text{ mol/kg}$$

The solution was prepared using 0.1500 kg water. Using the definition of molality, we can find the number of moles of glucose in the solution.

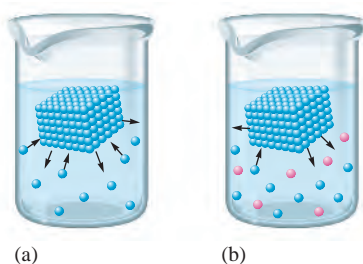
$$m_{\text{solute}} = 0.67 \text{ mol/kg} = \frac{\text{mol solute}}{\text{kg solvent}} = \frac{n_{\text{glucose}}}{0.1500 \text{ kg}}$$

$$n_{\text{glucose}} = (0.67 \text{ mol/kg})(0.1500 \text{ kg}) = 0.10 \text{ mol}$$

Thus 0.10 mol glucose has a mass of 18.00 g, and 1.0 mol glucose has a mass of 180 g ( $10 \times 18.00$  g). The molar mass of glucose is 180 g/mol.

**SEE EXERCISE 11.66**

Melting point and freezing point both refer to the temperature where the solid and liquid coexist.



**Figure 11.15**

(a) Ice in equilibrium with liquid water.  
(b) Ice in equilibrium with liquid water containing a dissolved solute (shown in pink).

## Freezing-Point Depression

When a solute is dissolved in a solvent, the freezing point of the solution is lower than that of the pure solvent. Why? Recall that the vapor pressures of ice and liquid water are the same at 0°C. Suppose a solute is dissolved in water. The resulting solution will not freeze at 0°C because *the water in the solution has a lower vapor pressure than that of pure ice*. No ice will form under these conditions. However, the vapor pressure of ice decreases more rapidly than that of liquid water as the temperature decreases. Therefore, as the solution is cooled, the vapor pressure of the ice and that of the liquid water in the solution will eventually become equal. The temperature at which this occurs is the new freezing point of the solution and is below 0°C. The freezing point has been *depressed*.

We can account for this behavior in terms of the simple model shown in Fig. 11.15. The presence of the solute lowers the rate at which molecules in the liquid return to the solid state. Thus, for an aqueous solution, only the liquid state is found at 0°C. As the solution is cooled, the rate at which water molecules leave the solid ice decreases until this rate and the rate of formation of ice become equal and equilibrium is reached. This is the freezing point of the water in the solution.

Because a solute lowers the freezing point of water, compounds such as sodium chloride and calcium chloride are often spread on streets and sidewalks to prevent ice from forming in freezing weather. Of course, if the outside temperature is lower than the freezing point of the resulting salt solution, ice forms anyway. So this procedure is not effective at extremely cold temperatures.

The solid/liquid line for an aqueous solution is shown on the phase diagram for water in Fig. 11.14. Since the presence of a solute elevates the boiling point and depresses the freezing point of the solvent, adding a solute has the effect of extending the liquid range.

The equation for freezing-point depression is analogous to that for boiling-point elevation:

$$\Delta T = K_f m_{\text{solute}}$$

where  $\Delta T$  is the freezing-point depression, or the difference between the freezing point of the pure solvent and that of the solution, and  $K_f$  is a constant that is characteristic of a particular solvent and is called the **molal freezing-point depression constant**. Values of  $K_f$  for common solvents are listed in Table 11.5.

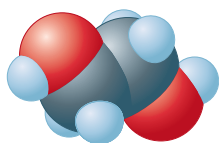
Like the boiling-point elevation, the observed freezing-point depression can be used to determine molar masses and to characterize solutions.



Spreading salt on a highway.

### EXAMPLE 11.9

## Freezing-Point Depression



Ethylene glycol

What mass of ethylene glycol ( $\text{C}_2\text{H}_6\text{O}_2$ , molar mass = 62.1 g/mol), the main component of antifreeze, must be added to 10.0 L water to produce a solution for use in a car's radiator that freezes at  $-10.0^\circ\text{F}$  ( $-23.3^\circ\text{C}$ )? Assume the density of water is exactly 1 g/mL.



The addition of antifreeze lowers the freezing point of water in a car's radiator.

### Solution

The freezing point must be lowered from  $0^{\circ}\text{C}$  to  $-23.3^{\circ}\text{C}$ . To determine the molality of ethylene glycol needed to accomplish this, we can use the equation

$$\Delta T = K_f m_{\text{solute}}$$

where  $\Delta T = 23.3^{\circ}$  and  $K_f = 1.86$  (from Table 11.5). Solving for the molality gives

$$m_{\text{solute}} = \frac{\Delta T}{K_f} = \frac{23.3^{\circ}\text{C}}{1.86^{\circ}\text{C} \cdot \text{kg/mol}} = 12.5 \text{ mol/kg}$$

This means that 12.5 mol ethylene glycol must be added per kilogram of water. We have 10.0 L, or 10.0 kg, of water. Therefore, the total number of moles of ethylene glycol needed is

$$\frac{12.5 \text{ mol}}{\text{kg}} \times 10.0 \text{ kg} = 1.25 \times 10^2 \text{ mol}$$

The mass of ethylene glycol needed is

$$1.25 \times 10^2 \text{ mol} \times \frac{62.1 \text{ g}}{\text{mol}} = 7.76 \times 10^3 \text{ g (or 7.76 kg)}$$

SEE EXERCISES 11.69 AND 11.70

### EXAMPLE 11.10

### Determining Molar Mass by Freezing-Point Depression

A chemist is trying to identify a human hormone that controls metabolism by determining its molar mass. A sample weighing 0.546 g was dissolved in 15.0 g benzene, and the freezing-point depression was determined to be  $0.240^{\circ}\text{C}$ . Calculate the molar mass of the hormone.

### Solution

From Table 11.5,  $K_f$  for benzene is  $5.12^{\circ}\text{C} \cdot \text{kg/mol}$ , so the molality of the hormone is

$$m_{\text{hormone}} = \frac{\Delta T}{K_f} = \frac{0.240^{\circ}\text{C}}{5.12^{\circ}\text{C} \cdot \text{kg/mol}} = 4.69 \times 10^{-2} \text{ mol/kg}$$

The moles of hormone can be obtained from the definition of molality:

$$4.69 \times 10^{-2} \text{ mol/kg} = m_{\text{solute}} = \frac{\text{mol hormone}}{0.0150 \text{ kg benzene}}$$

or

$$\text{mol hormone} = \left(4.69 \times 10^{-2} \frac{\text{mol}}{\text{kg}}\right)(0.0150 \text{ kg}) = 7.04 \times 10^{-4} \text{ mol}$$

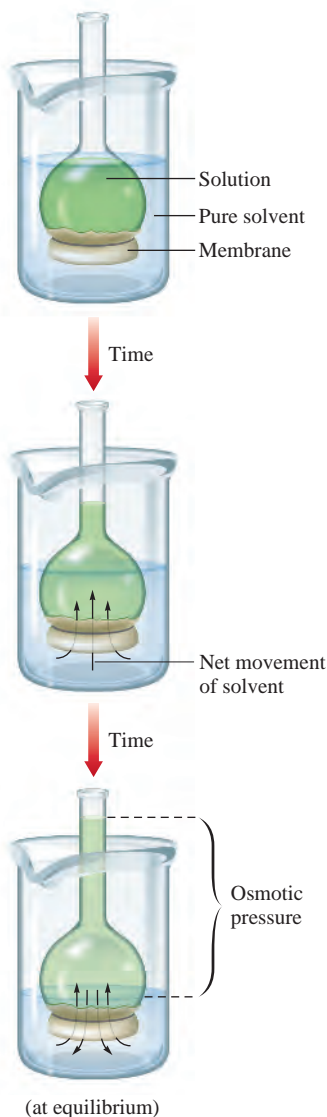
Since 0.546 g hormone was dissolved,  $7.04 \times 10^{-4}$  mol hormone has a mass of 0.546 g, and

$$\frac{0.546 \text{ g}}{7.04 \times 10^{-4} \text{ mol}} = \frac{x}{1.00 \text{ mol}}$$

$$x = 776$$

Thus the molar mass of the hormone is 776 g/mol.

SEE EXERCISE 11.72

**Figure 11.16**

A tube with a bulb on the end that is covered by a semipermeable membrane. The solution is inside the tube and is bathed in the pure solvent. There is a net transfer of solvent molecules into the solution until the hydrostatic pressure equalizes the solvent flow in both directions.

## 11.6 ▶ Osmotic Pressure

Osmotic pressure, another of the colligative properties, can be understood from Fig. 11.16. A solution and pure solvent are separated by a **semipermeable membrane**, which allows *solvent but not solute* molecules to pass through. As time passes, the volume of the solution increases and that of the solvent decreases. This flow of solvent into the solution through the semipermeable membrane is called **osmosis**. Eventually the liquid levels stop changing, indicating that the system has reached equilibrium. Because the liquid levels are different at this point, there is a greater hydrostatic pressure on the solution than on the pure solvent. This excess pressure is called the **osmotic pressure**.

We can take another view of this phenomenon, as illustrated in Fig. 11.17. Osmosis can be prevented by applying a pressure to the solution. *The minimum pressure that stops the osmosis is equal to the osmotic pressure of the solution.* A simple model to explain osmotic pressure can be constructed as shown in Fig. 11.18. The membrane allows only solvent molecules to pass through. However, the initial rates of solvent transfer to and from the solution are not the same. The solute particles interfere with the passage of solvent, so the rate of transfer is slower from the solution to the solvent than in the reverse direction. Thus there is a net transfer of solvent molecules into the solution, which causes the solution volume to increase. As the solution level rises in the tube, the resulting pressure exerts an extra “push” on the solvent molecules in the solution, forcing them back through the membrane. Eventually, enough pressure develops so that the solvent transfer becomes equal in both directions. At this point, equilibrium is achieved and the levels stop changing.

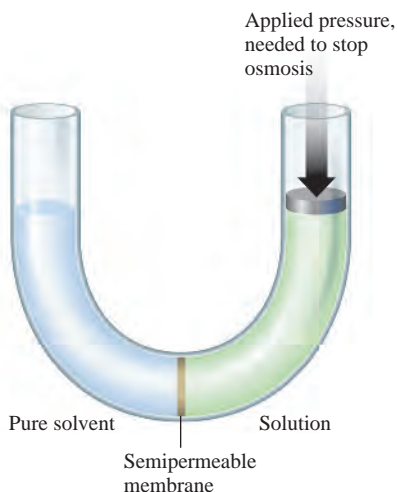
Osmotic pressure can be used to characterize solutions and determine molar masses, as can the other colligative properties, but osmotic pressure is particularly useful because a small concentration of solute produces a relatively large osmotic pressure.

Experiments show that the dependence of the osmotic pressure on solution concentration is represented by the equation

$$\Pi = MRT$$

where  $\Pi$  is the osmotic pressure in atmospheres,  $M$  is the molarity of the solution,  $R$  is the gas law constant, and  $T$  is the Kelvin temperature.

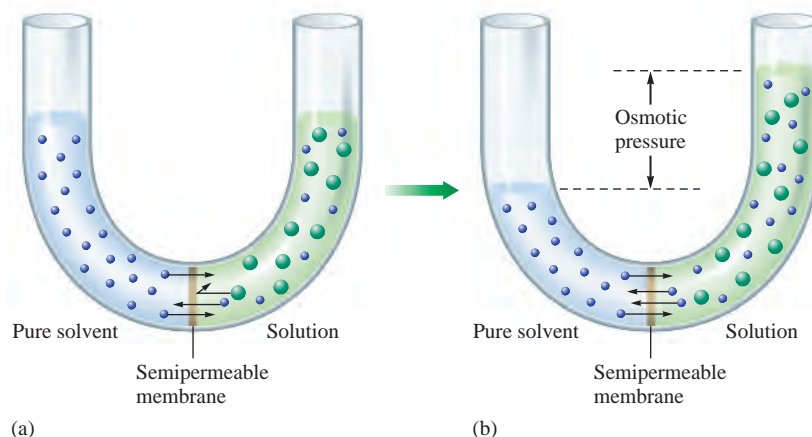
A molar mass determination using osmotic pressure is illustrated in Example 11.11.

**Figure 11.17**

The normal flow of solvent into the solution (osmosis) can be prevented by applying an external pressure to the solution. The minimum pressure required to stop the osmosis is equal to the osmotic pressure of the solution.

**Figure 11.18**

(a) A pure solvent and its solution (containing a nonvolatile solute) are separated by a semipermeable membrane through which solvent molecules (blue) can pass but solute molecules (green) cannot. The rate of solvent transfer is greater from solvent to solution than from solution to solvent. (b) The system at equilibrium, where the rate of solvent transfer is the same in both directions.

**EXAMPLE 11.11****Determining Molar Mass from Osmotic Pressure**

To determine the molar mass of a certain protein,  $1.00 \times 10^{-3}$  g of it was dissolved in enough water to make 1.00 mL of solution. The osmotic pressure of this solution was found to be 1.12 torr at 25.0°C. Calculate the molar mass of the protein.

**Solution**

We use the equation

$$\Pi = MRT$$

In this case we have

$$\Pi = 1.12 \text{ torr} \times \frac{1 \text{ atm}}{760 \text{ torr}} = 1.47 \times 10^{-3} \text{ atm}$$

$$R = 0.08206 \text{ L} \cdot \text{atm/K} \cdot \text{mol}$$

$$T = 25.0 + 273 = 298 \text{ K}$$

Note that the osmotic pressure must be converted to atmospheres because of the units of  $R$ .

Solving for  $M$  gives

$$M = \frac{1.47 \times 10^{-3} \text{ atm}}{(0.08206 \text{ L} \cdot \text{atm/K} \cdot \text{mol})(298 \text{ K})} = 6.01 \times 10^{-5} \text{ mol/L}$$

Since  $1.00 \times 10^{-3}$  g protein was dissolved in 1 mL solution, the mass of protein per liter of solution is 1.00 g. The solution's concentration is  $6.01 \times 10^{-5}$  mol/L. This concentration is produced from  $1.00 \times 10^{-3}$  g protein per milliliter, or 1.00 g/L. Thus  $6.01 \times 10^{-5}$  mol protein has a mass of 1.00 g and

$$\frac{1.00 \text{ g}}{6.01 \times 10^{-5} \text{ mol}} = \frac{x}{1.00 \text{ mol}}$$

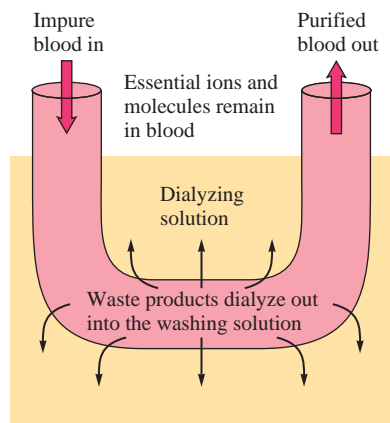
$$x = 1.66 \times 10^4 \text{ g}$$

The molar mass of the protein is  $1.66 \times 10^4$  g/mol. This molar mass may seem very large, but it is relatively small for a protein.

Measurements of osmotic pressure generally give much more accurate molar mass values than those from freezing-point or boiling-point changes.

**SEE EXERCISE 11.74**

In osmosis, a semipermeable membrane prevents transfer of *all* solute particles. A similar phenomenon, called **dialysis**, occurs at the walls of most plant and animal cells.



**Figure 11.19**  
Representation of the functioning of an artificial kidney.



Patient undergoing dialysis.

However, in this case the membrane allows transfer of both solvent molecules and *small* solute molecules and ions. One of the most important applications of dialysis is the use of artificial kidney machines to purify the blood. The blood is passed through a cellophane tube, which acts as the semipermeable membrane. The tube is immersed in a dialyzing solution (see Fig. 11.19). This “washing” solution contains the same concentrations of ions and small molecules as blood but has none of the waste products normally removed by the kidneys. The resulting dialysis (movement of waste molecules into the washing solution) cleanses the blood.

Solutions that have identical osmotic pressures are said to be **isotonic solutions**. Fluids administered intravenously must be isotonic with body fluids. For example, if red blood cells are bathed in a hypertonic solution, which is a solution having an osmotic pressure higher than that of the cell fluids, the cells will shrivel because of a net transfer of water out of the cells. This phenomenon is called *crenation*. The opposite phenomenon, called *hemolysis*, occurs when cells are bathed in a hypotonic solution, a solution with an osmotic pressure lower than that of the cell fluids. In this case, the cells rupture because of the flow of water into the cells.

We can use the phenomenon of crenation to our advantage. Food can be preserved by treating its surface with a solute that gives a solution that is hypertonic to bacteria cells. Bacteria on the food then tend to shrivel and die. This is why salt can be used to protect meat and sugar can be used to protect fruit.

The brine used in pickling causes the cucumbers to shrivel.

### EXAMPLE 11.12

### Isotonic Solutions

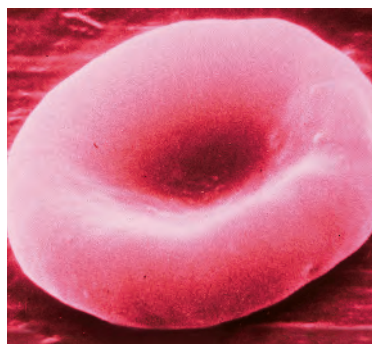
What concentration of sodium chloride in water is needed to produce an aqueous solution isotonic with blood ( $\Pi = 7.70$  atm at  $25^\circ\text{C}$ )?

#### Solution

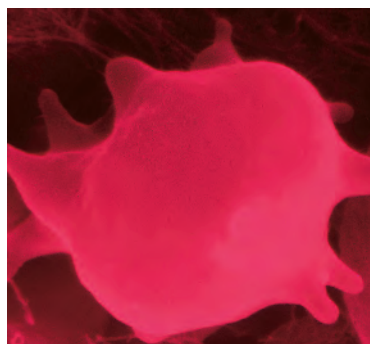
We can calculate the molarity of the solute from the equation

$$\Pi = MRT \quad \text{or} \quad M = \frac{\Pi}{RT}$$


$$M = \frac{7.70 \text{ atm}}{(0.08206 \text{ L} \cdot \text{atm/K} \cdot \text{mol})(298 \text{ K})} = 0.315 \text{ mol/L}$$



Normal



Shriveled

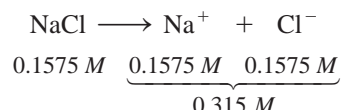


Swollen

Red blood cells in three stages of osmosis. (left) The normal shape of a red blood cell. (center) This cell has shrunk because water moved out of it by osmosis. (right) This cell is swollen with water that has moved into it by osmosis.

This represents the total molarity of solute particles. But NaCl gives two ions per formula unit. Therefore, the concentration of NaCl needed is  $\frac{0.315 M}{2} = 0.1575 M = 0.158 M$ .

That is,



SEE EXERCISE 11.76

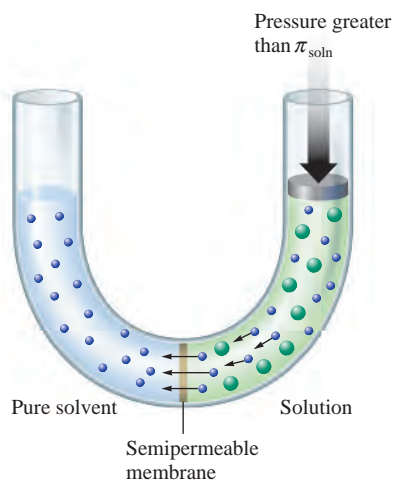
## Reverse Osmosis

If a solution in contact with pure solvent across a semipermeable membrane is subjected to an external pressure larger than its osmotic pressure, **reverse osmosis** occurs. The pressure will cause a net flow of solvent from the solution to the solvent, as shown in Fig. 11.20. In reverse osmosis, the semipermeable membrane acts as a “molecular filter” to remove solute particles. This fact is applicable to the **desalination** (removal of dissolved salts) of seawater, which is highly hypertonic to body fluids and thus is not drinkable.

As the population of the Sun Belt areas of the United States increases, more demand will be placed on the limited supplies of fresh water there. One obvious source of fresh water is from the desalination of seawater. Various schemes have been suggested, including solar evaporation, reverse osmosis, and even a plan for towing icebergs from Antarctica. The problem, of course, is that all the available processes are expensive. However, as water shortages increase, desalination is becoming necessary. For example, the first full-time public desalination plant in the United States started operations on Catalina Island, just off the coast of California (see Fig. 11.21). This plant, which can produce 132,000 gallons of drinkable water from the Pacific Ocean every day, operates by reverse osmosis. Powerful pumps, developing over 800 lb/in<sup>2</sup> of pressure, are employed to force seawater through synthetic semipermeable membranes.

Catalina Island’s plant may be just the beginning. The city of Santa Barbara opened a \$40 million desalination plant in 1992 that can produce 8 million gallons of drinking water per day, and other plants are in the planning stages.

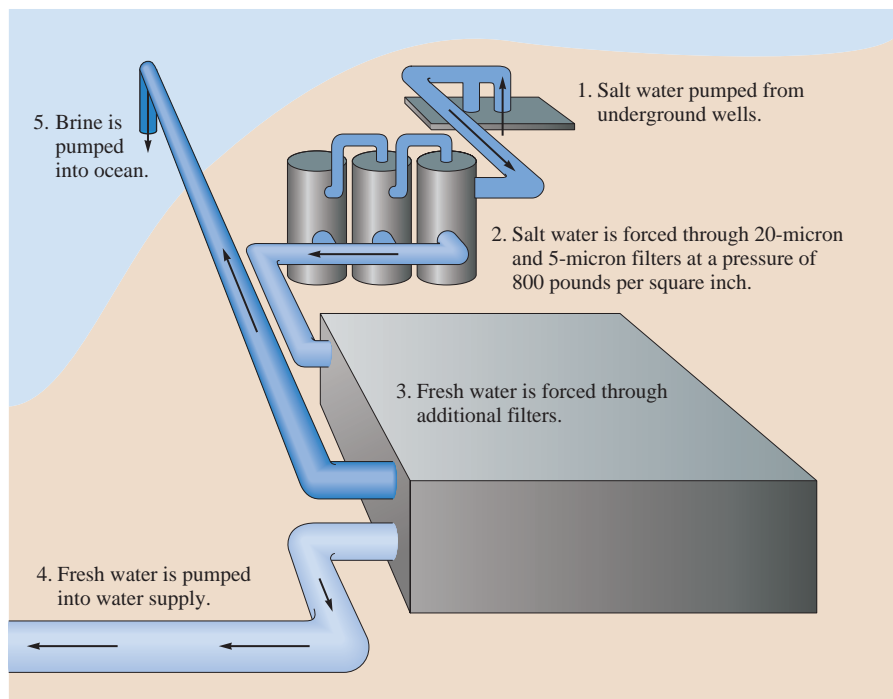
A small-scale, manually operated reverse osmosis desalinator has been developed by the U.S. Navy to provide fresh water on life rafts. Potable water can be supplied by this desalinator at the rate of 1.25 gallons of water per hour—enough to keep 25 people alive. This compact desalinator, which weighs only 10 pounds, can now replace the bulky cases of fresh water formerly stored in Navy life rafts.



**Figure 11.20**

Reverse osmosis. A pressure greater than the osmotic pressure of the solution is applied, which causes a net flow of solvent molecules (blue) from the solution to the pure solvent. The solute molecules (green) remain behind.





(a)



(b)

**Figure 11.21**

(a) Residents of Catalina Island off the coast of southern California are benefiting from a new desalination plant that can supply 132,000 gallons a day, or one-third of the island's daily needs. (b) Machinery in the desalination plant for Catalina Island.

## 11.7 ► Colligative Properties of Electrolyte Solutions

As we have seen previously, the colligative properties of solutions depend on the total concentration of solute particles. For example, a 0.10 *m* glucose solution shows a freezing point depression of 0.186°C:

$$\Delta T = K_f m = (1.86^\circ\text{C} \cdot \text{kg/mol})(0.100 \text{ mol/kg}) = 0.186^\circ\text{C}$$

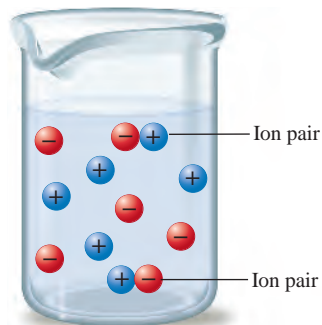
On the other hand, a 0.10 *m* sodium chloride solution should show a freezing-point depression of 0.37°C, since the solution is 0.10 *m* Na<sup>+</sup> ions and 0.10 *m* Cl<sup>-</sup> ions. Therefore, the solution contains a total of 0.20 *m* solute particles, and  $\Delta T = (1.86^\circ\text{C} \cdot \text{kg/mol})(0.20 \text{ mol/kg}) = 0.37^\circ\text{C}$ .

The relationship between the moles of solute dissolved and the moles of particles in solution is usually expressed using the **van't Hoff factor**, *i*:

$$i = \frac{\text{moles of particles in solution}}{\text{moles of solute dissolved}}$$

The *expected* value for *i* can be calculated for a salt by noting the number of ions per formula unit. For example, for NaCl, *i* is 2; for K<sub>2</sub>SO<sub>4</sub>, *i* is 3; and for Fe<sub>3</sub>(PO<sub>4</sub>)<sub>2</sub>, *i* is 5. These calculated values assume that when a salt dissolves, it completely dissociates into its component ions, which then move around independently. This assumption is not always true. For example, the freezing-point depression observed for 0.10 *m* NaCl is 1.87 times that for 0.10 *m* glucose rather than twice as great. That is, for a 0.10 *m* NaCl solution the observed value for *i* is 1.87 rather than 2. Why? The best explanation is that **ion pairing** occurs in solution (see Fig. 11.22). At a given instant a small percentage of the sodium and chloride ions are paired and thus count as a single particle. In general, ion

Dutch chemist J. H. van't Hoff (1852–1911) received the first Nobel Prize in chemistry in 1901.

**Figure 11.22**

In an aqueous solution a few ions aggregate, forming ion pairs that behave as a unit.

**Table 11.6** ▶ Expected and Observed Values of the van't Hoff Factor for 0.05 *m* Solutions of Several Electrolytes

Electrolyte	<i>i</i> (expected)	<i>i</i> (observed)
NaCl	2.0	1.9
MgCl <sub>2</sub>	3.0	2.7
MgSO <sub>4</sub>	2.0	1.3
FeCl <sub>3</sub>	4.0	3.4
HCl	2.0	1.9
Glucose*	1.0	1.0

\*A nonelectrolyte shown for comparison.

pairing is most important in concentrated solutions. As the solution becomes more dilute, the ions are farther apart and less ion pairing occurs. For example, in a 0.0010 *m* NaCl solution, the observed value of *i* is 1.97, which is very close to the expected value.

Ion pairing occurs to some extent in all electrolyte solutions. Table 11.6 shows expected and observed values of *i* for a given concentration of various electrolytes. Note that the deviation of *i* from the expected value tends to be greatest where the ions have multiple charges. This is expected because ion pairing ought to be most important for highly charged ions.

The colligative properties of electrolyte solutions are described by including the van't Hoff factor in the appropriate equation. For example, for changes in freezing and boiling points, the modified equation is

$$\Delta T = imK$$

where *K* represents the freezing-point depression or boiling-point elevation constant for the solvent.

For the osmotic pressure of electrolyte solutions, the equation is

$$\Pi = iMRT$$

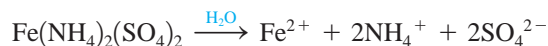
### EXAMPLE 11.13

### Osmotic Pressure

The observed osmotic pressure for a 0.10 *M* solution of Fe(NH<sub>4</sub>)<sub>2</sub>(SO<sub>4</sub>)<sub>2</sub> at 25°C is 10.8 atm. Compare the expected and experimental values for *i*.

#### Solution

The ionic solid Fe(NH<sub>4</sub>)<sub>2</sub>(SO<sub>4</sub>)<sub>2</sub> dissociates in water to produce 5 ions:



Thus the expected value for *i* is 5. We can obtain the experimental value for *i* by using the equation for osmotic pressure:

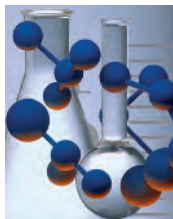
$$\Pi = iMRT \quad \text{or} \quad i = \frac{\Pi}{MRT}$$

where  $\Pi = 10.8$  atm,  $M = 0.10$  mol/L,  $R = 0.08206$  L · atm/K · mol, and  $T = 25 + 273 = 298$  K. Substituting these values into the equation gives

$$i = \frac{\Pi}{MRT} = \frac{10.8 \text{ atm}}{(0.10 \text{ mol/L})(0.08206 \text{ L} \cdot \text{atm/K} \cdot \text{mol})(298 \text{ K})} = 4.4$$

The experimental value for *i* is less than the expected value, presumably because of ion pairing.

SEE EXERCISES 11.83 AND 11.84



## chemical connections

### The Drink of Champions—Water

In 1965, the University of Florida football team, the Gators, participated in a research program to test a sports drink formula containing a mixture of carbohydrates and electrolytes. The drink was used to help prevent dehydration caused by extreme workouts in the hot Florida climate. The Gators' success that season was in part attributed to their use of the sports drink formula. In 1967, a modified form of this formula was marketed with the name Gatorade. Today, Gatorade leads sales in sports drinks, but many other brands have entered a market where annual sales exceed \$700 million!

During moderate- to high-intensity exercise, glycogen (a fuel reserve that helps maintain normal body processes) can be depleted within 60 to 90 minutes. Blood sugar levels drop as the glycogen reserves are used up, and lactic acid (a by-product of glucose metabolism) builds up in muscle tissue causing fatigue and muscle cramps. Muscles also generate a large amount of heat that must be dissipated. Water, which has a large specific heat capacity, is used to take heat away from these muscles. Sweating and evaporative cooling help the body maintain a constant temperature, but at a huge cost. During a high-intensity workout in hot weather, anywhere from 1 to 3 quarts of water can be lost from sweating per hour. Sweating away more than 2% of your body weight—a quart for every 100 pounds—can put a large stress on the heart, increasing body temperature and decreasing performance. Excessive sweating also results in the loss of sodium and potassium ions—two very important electrolytes that are present in the fluids inside and outside cells.

All the major sports drinks contain three main ingredients—carbohydrates in the form of simple sugars such as sucrose, glucose, and fructose; electrolytes, including sodium and potassium ions; and water. Because these are the three major substances lost through sweating, good scientific reasoning suggests that drinking sports

drinks should improve performance. But just how effectively do sports drinks deliver on their promises?

Recent studies have confirmed that athletes who eat a balanced diet and drink plenty of water are just as well off as those who consume sports drinks. A sports drink may have only one advantage over drinking water—it tastes better than water to most athletes. And if a drink tastes better, it will encourage more consumption, thus keeping cells hydrated.

Since most of the leading sports drinks contain the same ingredients in similar concentrations, taste may be the single most important factor in choosing your drink. If you are not interested in any particular sports drink, drink plenty of water. The key to quality performance is to keep your cells hydrated.



For healthy athletes, drinking water during exercise may be as effective as drinking sports drinks.

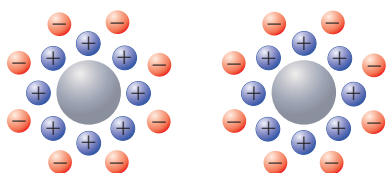
Adapted with permission from "Sports Drinks: Don't Sweat the Small Stuff," by Tim Graham, *ChemMatters*, February 1999, p. 11.

## 11.8 ► Colloids

Mud can be suspended in water by vigorous stirring. When the stirring stops, most of the particles rapidly settle out, but even after several days some of the smallest particles remain suspended. Although undetected in normal lighting, their presence can be demonstrated by shining a beam of intense light through the suspension. The beam is visible from the side because the light is scattered by the suspended particles (Fig. 11.23). In a true solution, on the other hand, the beam is invisible from the side



**Figure 11.23**  
The Tyndall effect.



**Figure 11.24**  
A representation of two colloidal particles. In each the center particle is surrounded by a layer of positive ions, with negative ions in the outer layer. Thus, although the particles are electrically neutral, they still repel each other because of their outer negative layer of ions.

**Table 11.7** ▶ Types of Colloids

Examples	Dispersing Medium	Dispersed Substance	Colloid Type
Fog, aerosol sprays	Gas	Liquid	Aerosol
Smoke, airborne bacteria	Gas	Solid	Aerosol
Whipped cream, soap suds	Liquid	Gas	Foam
Milk, mayonnaise	Liquid	Liquid	Emulsion
Paint, clays, gelatin	Liquid	Solid	Sol
Marshmallow, polystyrene foam	Solid	Gas	Solid foam
Butter, cheese	Solid	Liquid	Solid emulsion
Ruby glass	Solid	Solid	Solid sol

because the individual ions and molecules dispersed in the solution are too small to scatter visible light.

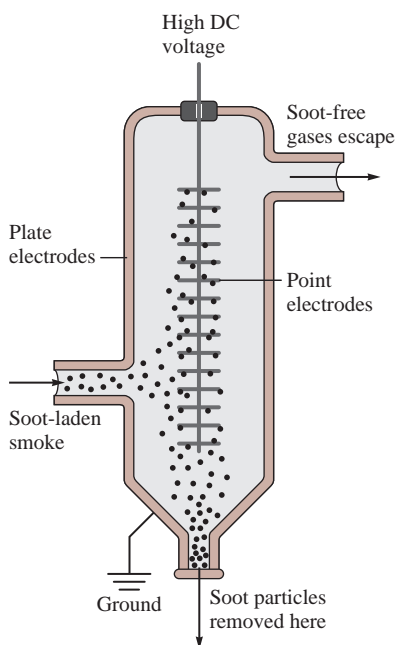
The scattering of light by particles is called the **Tyndall effect** and is often used to distinguish between a suspension and a true solution.

A suspension of tiny particles in some medium is called a **colloidal dispersion**, or a **colloid**. The suspended particles are single large molecules or aggregates of molecules or ions ranging in size from 1 to 1000 nm. Colloids are classified according to the states of the dispersed phase and the dispersing medium. Table 11.7 summarizes various types of colloids.

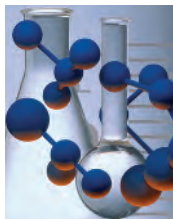
What stabilizes a colloid? Why do the particles remain suspended rather than forming larger aggregates and precipitating out? The answer is complicated, but the main factor seems to be *electrostatic repulsion*. A colloid, like all other macroscopic substances, is electrically neutral. However, when a colloid is placed in an electric field, the dispersed particles all migrate to the same electrode and thus must all have the same charge. How is this possible? The center of a colloidal particle (a tiny ionic crystal, a group of molecules, or a single large molecule) attracts from the medium a layer of ions, all of the same charge. This group of ions, in turn, attracts another layer of oppositely charged ions, as shown in Fig. 11.24. Because the colloidal particles all have an outer layer of ions with the same charge, they repel each other and do not easily aggregate to form particles that are large enough to precipitate.

The destruction of a colloid, called **coagulation**, usually can be accomplished either by heating or by adding an electrolyte. Heating increases the velocities of the colloidal particles, causing them to collide with enough energy that the ion barriers are penetrated and the particles can aggregate. Because this process is repeated many times, the particle grows to a point where it settles out. Adding an electrolyte neutralizes the adsorbed ion layers. This is why clay suspended in rivers is deposited where the river reaches the ocean, forming the deltas characteristic of large rivers like the Mississippi. The high salt content of the seawater causes the colloidal clay particles to coagulate.

The removal of soot from smoke is another example of the coagulation of a colloid. When smoke is passed through an electrostatic precipitator (Fig. 11.25), the suspended solids are removed. The use of precipitators has produced an immense improvement in the air quality of heavily industrialized cities.



**Figure 11.25**  
The Cottrell precipitator installed in a smokestack. The charged plates attract the colloidal particles because of their ion layers and thus remove them from the smoke.



## chemical connections

### Organisms and Ice Formation

The ice-cold waters of the polar oceans are teeming with fish that seem immune to freezing. One might think that these fish have some kind of antifreeze in their blood. However, studies show that they are protected from freezing in a very different way from the way antifreeze protects our cars. As we have seen in this chapter, solutes such as sugar, salt, and ethylene glycol lower the temperature at which the solid and liquid phases of water can coexist. However, the fish could not tolerate high concentrations of solutes in their blood because of the osmotic pressure effects. Instead, they are protected by proteins in their blood. These proteins allow the water in the bloodstream to be supercooled—exist below  $0^{\circ}\text{C}$ —without forming ice. They apparently coat the surface of each tiny ice crystal, as soon as it begins to form, preventing it from growing to a size that would cause biologic damage.

Although it might at first seem surprising, this research on polar fish has attracted the attention of ice cream manufacturers. Premium quality ice cream is smooth; it does not have large ice crystals in it. The makers of ice cream would like to incorporate these polar fish proteins, or molecules that behave similarly, into ice cream to prevent the growth of ice crystals during storage.

Fruit and vegetable growers have a similar interest: They also want to prevent ice formation that damages their crops during an unusual cold wave. However, this is a very different kind of problem than keeping polar fish from freezing. Many types of fruits and vegetables are colonized by



An Antarctic fish, *Chaerophalus aceratus*.

bacteria that manufacture a protein that *encourages* freezing by acting as a nucleating agent to start an ice crystal. Chemists have identified the offending protein in the bacteria and the gene that is responsible for making it. They have learned to modify the genetic material of these bacteria in a way that removes their ability to make the protein that encourages ice crystal formation. If testing shows that these modified bacteria have no harmful effects on the crop or the environment, the original bacteria strain will be replaced with the new form so that ice crystals will not form so readily when a cold snap occurs.

## For Review

### ► Key Terms

#### Section 11.1

molarity  
mass percent  
mole fraction  
molality  
normality

#### Section 11.2

enthalpy (heat) of solution  
enthalpy (heat) of hydration

#### Section 11.3

Henry's law  
thermal pollution

#### Solution composition

- Molarity ( $M$ ): moles solute per liter of solution
- Mass percent: ratio of mass of solute to mass of solution times 100%
- Mole fraction ( $X$ ): ratio of moles of a given component to total moles of all components
- Molality ( $m$ ): moles solute per mass of solvent (in kg)
- Normality ( $N$ ): number of equivalents per liter of solution

#### Enthalpy of solution ( $\Delta H_{\text{soln}}$ )

- The enthalpy change accompanying solution formation
- Can be partitioned into
  - The energy required to overcome the solute–solute interactions
  - The energy required to “make holes” in the solvent
  - The energy associated with solute–solvent interactions

**Section 11.4**

Raoult's law  
ideal solution

**Section 11.5**

colligative properties  
molal boiling-point elevation constant  
molal freezing-point depression constant

**Section 11.6**

semipermeable membrane  
osmosis  
osmotic pressure  
dialysis  
isotonic solution  
reverse osmosis  
desalination

**Section 11.7**

van't Hoff factor  
ion pairing

**Section 11.8**

Tyndall effect  
colloid (colloidal dispersion)  
coagulation

**Factors that affect solubility**

- Polarity of solute and solvent
  - “Like dissolves like” is a useful generalization
- Pressure increases the solubility of gases in a solvent
  - Henry's law:  $C = kP$
- Temperature effects
  - Increased temperature decreases the solubility of a gas in water
  - Most solids are more soluble at higher temperatures but important exceptions exist

**Vapor pressure of solutions**

- A solution containing a nonvolatile solute has a lower vapor pressure than a solution of the pure solvent
- Raoult's law defines an ideal solution

$$P_{\text{vapor}}^{\text{soln}} = \chi_{\text{solvent}} P_{\text{vapor}}^{\text{solvent}}$$

- Solutions in which the solute–solvent attractions differ from the solute–solute and solvent–solvent attractions violate Raoult's law

**Colligative properties**

- Depend on the number of solute particles present
- Boiling-point elevation:  $\Delta T = K_b m_{\text{solute}}$
- Freezing-point lowering:  $\Delta T = K_f m_{\text{solute}}$
- Osmotic pressure:  $\Pi = MRT$ 
  - Osmosis occurs when a solution and pure solvent are separated by a semipermeable membrane that allows solvent molecules to pass but not solute particles
  - Reverse osmosis occurs when the applied pressure is greater than the osmotic pressure of the solution
- Because colligative properties depend on the number of particles, solutes that break into several ions when they dissolve have an effect proportional to the number of ions produced
  - The van't Hoff factor  $i$  represents the number of ions produced by each formula unit of solute

**Colloids**

- A suspension of tiny particles stabilized by electrostatic repulsion among the ion layers surrounding the individual particles
- Can be coagulated (destroyed) by heating or adding an electrolyte

**REVIEW QUESTIONS**

1. The four most common ways to describe solution composition are mass percent, mole fraction, molarity, and molality. Define each of these solution composition terms. Why is molarity temperature-dependent, whereas the other three solution composition terms are temperature-independent?
2. Using KF as an example, write equations that refer to  $\Delta H_{\text{soln}}$  and  $\Delta H_{\text{hyd}}$ . Lattice energy was defined in Chapter 8 as  $\Delta H$  for the reaction  $\text{K}^+(g) + \text{F}^-(g) \longrightarrow \text{KF}(s)$ . Show how you would utilize Hess's law to calculate  $\Delta H_{\text{soln}}$  from  $\Delta H_{\text{hyd}}$  and  $\Delta H_{\text{LE}}$  for KF, where  $\Delta H_{\text{LE}}$  = lattice energy.  $\Delta H_{\text{soln}}$  for KF, as for other soluble ionic compounds, is a relatively small number. How can this be since  $\Delta H_{\text{hyd}}$  and  $\Delta H_{\text{LE}}$  are relatively large negative numbers?
3. What does the axiom “like dissolves like” mean? There are four types of solute/solvent combinations: polar solutes in polar solvents, nonpolar solutes in polar solvents, and so on. For each type of solution, discuss the magnitude of  $\Delta H_{\text{soln}}$ .
4. Structure, pressure, and temperature all have an effect on solubility. Discuss each of their effects. What is Henry's law? Why does Henry's law not work for  $\text{HCl}(g)$ ? What do the terms *hydrophobic* and *hydrophilic* mean?

- Define the terms in Raoult's law. Figure 11.9 illustrates the net transfer of water molecules from pure water to an aqueous solution of a nonvolatile solute. Explain why eventually all of the water from the beaker of pure water will transfer to the aqueous solution. If the experiment illustrated in Fig. 11.9 was performed using a volatile solute, what would happen? How do you calculate the total vapor pressure when both the solute and solvent are volatile?
- In terms of Raoult's law, distinguish between an ideal liquid–liquid solution and a nonideal liquid–liquid solution. If a solution is ideal, what is true about  $\Delta H_{\text{soln}}$ ,  $\Delta T$  for the solution formation, and the interactive forces within the pure solute and pure solvent as compared to the interactive forces within the solution? Give an example of an ideal solution. Answer the previous two questions for solutions that exhibit either negative or positive deviations from Raoult's law.
- Vapor-pressure lowering is a colligative property, as are freezing-point depression and boiling-point elevation. What is a colligative property? Why is the freezing point depressed for a solution as compared to the pure solvent? Why is the boiling point elevated for a solution as compared to the pure solvent? Explain how to calculate  $\Delta T$  for a freezing-point depression problem or a boiling-point elevation problem. Of the solvents listed in Table 11.5, which would have the largest freezing-point depression for a 0.50 molal solution? Which would have the smallest boiling-point elevation for a 0.50 molal solution?

A common application of freezing-point depression and boiling-point elevation experiments is to provide a means to calculate the molar mass of a nonvolatile solute. What data are needed to calculate the molar mass of a nonvolatile solute? Explain how you would manipulate these data to calculate the molar mass of the nonvolatile solute.

- What is osmotic pressure? How is osmotic pressure calculated? Molarity units are used in the osmotic pressure equation. When does the molarity of a solution approximately equal the molality of the solution? Before refrigeration was common, many foods were preserved by salting them heavily, and many fruits were preserved by mixing them with a large amount of sugar (fruit preserves). How do salt and sugar act as preservatives? Two applications of osmotic pressure are dialysis and desalination. Explain these two processes.
- Distinguish between a strong electrolyte, a weak electrolyte, and a nonelectrolyte. How can colligative properties be used to distinguish between them? What is the van't Hoff factor? Why is the observed freezing-point depression for electrolyte solutions sometimes less than the calculated value? Is the discrepancy greater for concentrated or dilute solutions?
- What is a colloidal dispersion? Give some examples of colloids. The Tyndall effect is often used to distinguish between a colloidal suspension and a true solution. Explain. The destruction of a colloid is done through a process called coagulation. What is coagulation?

## ► Active Learning Questions

These questions are designed to be used by groups of students in class.

- Consider Fig. 11.9. According to the caption and picture, water seems to go from one beaker to another.
  - Explain why this occurs.
  - The explanation in the text uses terms such as *vapor pressure* and *equilibrium*. Explain what these have to do with the phenomenon. For example, what is coming to equilibrium?
    - Does all the water end up in the second beaker?
    - Is water evaporating from the beaker containing the solution? If so, is the rate of evaporation increasing, decreasing, or staying constant? Draw pictures to illustrate your explanations.
- Once again, consider Fig. 11.9. Suppose instead of having a nonvolatile solute in the solvent in one beaker, the two beakers contain different volatile liquids. That is, suppose one beaker contains liquid A ( $P_{\text{vap}} = 50$  torr) and the other beaker contains

liquid B ( $P_{\text{vap}} = 100$  torr). Explain what happens as time passes. How is this similar to the first case (shown in the figure)? How is it different?

- Assume that you place a freshwater plant into a saltwater solution and examine it under a microscope. What happens to the plant cells? What if you placed a saltwater plant in pure water? Explain. Draw pictures to illustrate your explanations.
- How does  $\Delta H_{\text{soln}}$  relate to deviations from Raoult's law? Explain.
- You have read that adding a solute to a solvent can both increase the boiling point and decrease the freezing point. A friend of yours explains it to you like this: "The solute and solvent can be like salt in water. The salt gets in the way of freezing in that it blocks the water molecules from joining together. The salt acts like a strong bond holding the water molecules together so that it is harder to boil." What do you say to your friend?
- You drop an ice cube (made from pure water) into a saltwater solution at  $0^\circ\text{C}$ . Explain what happens and why.
- Using the phase diagram for water and Raoult's law, explain why salt is spread on the roads in winter (even when it is below freezing).
- You and your friend are each drinking cola from separate 2-L bottles. Both colas are equally carbonated. You are able to drink 1 L of cola, but your friend can drink only about half a liter. You each close the bottles and place them in the refrigerator. The next day when you each go to get the colas, whose will be more carbonated and why?
- Is molality or molarity dependent on temperature? Explain your answer. Why is molality, and not molarity, used in the equations describing freezing-point depression and boiling-point elevation?
- Consider a beaker of salt water sitting open in a room. Over time, does the vapor pressure increase, decrease, or stay the same? Explain.

A blue question or exercise number indicates that the answer to that question or exercise appears at the back of this book and a solution appears in the *Solutions Guide*, as found on PowerLecture.

## ► Solution Review

If you have trouble with these exercises, review Sections 4.1 to 4.3 in Chapter 4.

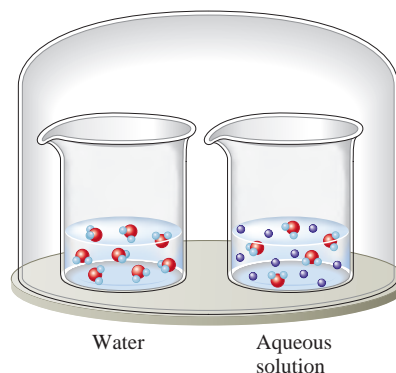
11. Rubbing alcohol contains 585 g isopropanol ( $\text{C}_3\text{H}_7\text{OH}$ ) per liter (aqueous solution). Calculate the molarity.
12. What mass of sodium oxalate ( $\text{Na}_2\text{C}_2\text{O}_4$ ) is needed to prepare 0.250 L of a 0.100 M solution?
13. What volume of 0.25 M HCl solution must be diluted to prepare 1.00 L of 0.040 M HCl?
14. What volume of a 0.580 M solution of  $\text{CaCl}_2$  contains 1.28 g solute?
15. Calculate the sodium ion concentration when 70.0 mL of 3.0 M sodium carbonate is added to 30.0 mL of 1.0 M sodium bicarbonate.

16. Write equations showing the ions present after the following strong electrolytes are dissolved in water.

- |                               |                           |                             |
|-------------------------------|---------------------------|-----------------------------|
| a. $\text{HNO}_3$             | d. $\text{SrBr}_2$        | g. $\text{NH}_4\text{NO}_3$ |
| b. $\text{Na}_2\text{SO}_4$   | e. $\text{KClO}_4$        | h. $\text{CuSO}_4$          |
| c. $\text{Al}(\text{NO}_3)_3$ | f. $\text{NH}_4\text{Br}$ | i. $\text{NaOH}$            |

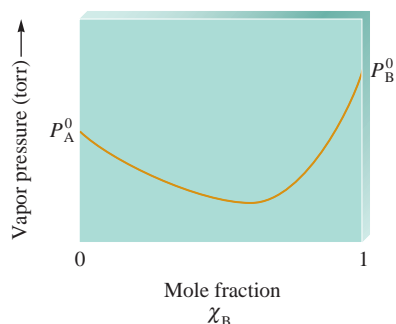
## ► Questions

17. Rationalize the temperature dependence of the solubility of a gas in water in terms of the kinetic molecular theory.
18. The weak electrolyte  $\text{NH}_3(\text{g})$  does not obey Henry's law. Why?  $\text{O}_2(\text{g})$  obeys Henry's law in water but not in blood (an aqueous solution). Why?
19. The two beakers in the sealed container illustrated below contain pure water and an aqueous solution of a volatile solute.



If the solute is less volatile than water, explain what will happen to the volumes in the two containers as time passes.

20. The following plot shows the vapor pressure of various solutions of components A and B at some temperature.



Which of the following statements is false concerning solutions of A and B?

- The solutions exhibit negative deviations from Raoult's law.
  - $\Delta H_{\text{soln}}$  for the solutions should be exothermic.
  - The intermolecular forces are stronger in solution than in either pure A or pure B.
  - Pure liquid B is more volatile than pure liquid A.
  - The solution with  $X_B = 0.6$  will have a lower boiling point than either pure A or pure B.
21. When pure methanol is mixed with water, the resulting solution feels warm. Would you expect this solution to be ideal? Explain.



22. Detergent molecules can stabilize the emulsion of oil in water as well as remove dirt from soiled clothes. A typical detergent is sodium dodecylsulfate, or SDS, and it has a formula of  $\text{CH}_3(\text{CH}_2)_{10}\text{CH}_2\text{SO}_4^- \text{Na}^+$ . In aqueous solution, SDS suspends oil or dirt by forming small aggregates of detergent anions called *micelles*. Propose a structure for micelles.
23. For an acid or a base, when is the normality of a solution equal to the molarity of the solution and when are the two concentration units different?
24. In order for sodium chloride to dissolve in water, a small amount of energy must be added during solution formation. This is not energetically favorable. Why is NaCl so soluble in water?
25. Which of the following statements is(are) true? Correct the false statements.
- The vapor pressure of a solution is directly related to the mole fraction of solute.
  - When a solute is added to water, the water in solution has a lower vapor pressure than that of pure ice at  $0^\circ\text{C}$ .
  - Colligative properties depend only on the identity of the solute and not on the number of solute particles present.
  - When sugar is added to water, the boiling point of the solution increases above  $100^\circ\text{C}$  because sugar has a higher boiling point than water.
26. Is the following statement true or false? Explain your answer. When determining the molar mass of a solute using boiling-point or freezing-point data, camphor would be the best solvent choice of all of the solvents listed in Table 11.5.
27. Explain the terms *isotonic solution*, *crenation*, and *hemolysis*.
28. What is ion pairing?

## Exercises

In this section similar exercises are paired.

### Solution Composition

29. A solution of phosphoric acid was made by dissolving 10.0 g  $\text{H}_3\text{PO}_4$  in 100.0 mL water. The resulting volume was 104 mL. Calculate the density, mole fraction, molarity, and molality of the solution. Assume water has a density of  $1.00 \text{ g/cm}^3$ .
30. An aqueous antifreeze solution is 40.0% ethylene glycol ( $\text{C}_2\text{H}_6\text{O}_2$ ) by mass. The density of the solution is  $1.05 \text{ g/cm}^3$ . Calculate the molality, molarity, and mole fraction of the ethylene glycol.
31. Common commercial acids and bases are aqueous solutions with the following properties:

	Density ( $\text{g/cm}^3$ )	Mass Percent of Solute
Hydrochloric acid	1.19	38
Nitric acid	1.42	70.
Sulfuric acid	1.84	95
Acetic acid	1.05	99
Ammonia	0.90	28

Calculate the molarity, molality, and mole fraction of each of the preceding reagents.

32. In lab you need to prepare at least 100 mL of each of the following solutions. Explain how you would proceed using the given information.
- $2.0 \text{ M}$  KCl in water (density of  $\text{H}_2\text{O} = 1.00 \text{ g/cm}^3$ )
  - 15% NaOH by mass in water ( $d = 1.00 \text{ g/cm}^3$ )
  - 25% NaOH by mass in  $\text{CH}_3\text{OH}$  ( $d = 0.79 \text{ g/cm}^3$ )
  - 0.10 mole fraction of  $\text{C}_6\text{H}_{12}\text{O}_6$  in water ( $d = 1.00 \text{ g/cm}^3$ )
33. A solution is prepared by mixing 25 mL pentane ( $\text{C}_5\text{H}_{12}$ ,  $d = 0.63 \text{ g/cm}^3$ ) with 45 mL hexane ( $\text{C}_6\text{H}_{14}$ ,  $d = 0.66 \text{ g/cm}^3$ ). Assuming that the volumes add on mixing, calculate the mass percent, mole fraction, molality, and molarity of the pentane.
34. A solution is prepared by mixing 50.0 mL toluene ( $\text{C}_6\text{H}_5\text{CH}_3$ ,  $d = 0.867 \text{ g/cm}^3$ ) with 125 mL benzene ( $\text{C}_6\text{H}_6$ ,  $d = 0.874 \text{ g/cm}^3$ ). Assuming that the volumes add on mixing, calculate the mass percent, mole fraction, molality, and molarity of the toluene.
35. A bottle of wine contains 12.5% ethanol by volume. The density of ethanol ( $\text{C}_2\text{H}_5\text{OH}$ ) is  $0.789 \text{ g/cm}^3$ . Calculate the concentration of ethanol in wine in terms of mass percent and molality.
36. Calculate the molarity and mole fraction of acetone in a  $1.00 \text{ M}$  solution of acetone ( $\text{CH}_3\text{COCH}_3$ ) in ethanol ( $\text{C}_2\text{H}_5\text{OH}$ ). (Density of acetone =  $0.788 \text{ g/cm}^3$ ; density of ethanol =  $0.789 \text{ g/cm}^3$ ). Assume that the volumes of acetone and ethanol add.
37. A  $1.37 \text{ M}$  solution of citric acid ( $\text{H}_3\text{C}_6\text{H}_5\text{O}_7$ ) in water has a density of  $1.10 \text{ g/cm}^3$ . Calculate the mass percent, molality, mole fraction, and normality of the citric acid. Citric acid has three acidic protons.
38. Calculate the normality of each of the following solutions.
- $0.250 \text{ M}$  HCl
  - $0.105 \text{ M}$   $\text{H}_2\text{SO}_4$
  - $5.3 \times 10^{-2} \text{ M}$   $\text{H}_3\text{PO}_4$
  - $0.134 \text{ M}$  NaOH
  - $0.00521 \text{ M}$   $\text{Ca}(\text{OH})_2$
- What is the equivalent mass for each of the acids or bases listed above?

### Energetics of Solutions and Solubility

39. The lattice energy\* of NaI is  $-686 \text{ kJ/mol}$ , and the enthalpy of hydration is  $-694 \text{ kJ/mol}$ . Calculate the enthalpy of solution per mole of solid NaI. Describe the process to which this enthalpy change applies.
40. a. Use the following data to calculate the enthalpy of hydration for calcium chloride and calcium iodide.

	Lattice Energy	$\Delta H_{\text{soln}}$
$\text{CaCl}_2(\text{s})$	$-2247 \text{ kJ/mol}$	$-46 \text{ kJ/mol}$
$\text{CaI}_2(\text{s})$	$-2059 \text{ kJ/mol}$	$-104 \text{ kJ/mol}$

- b. Based on your answers to part a, which ion,  $\text{Cl}^-$  or  $\text{I}^-$ , is more strongly attracted to water?

\*Lattice energy was defined in Chapter 8 as the energy change for the process  $\text{M}^+(\text{g}) + \text{X}^-(\text{g}) \rightarrow \text{MX}(\text{s})$ .



the composition of the vapor (in terms of mole fractions) at 25°C. At 25°C, the vapor pressures of pure CH<sub>2</sub>Cl<sub>2</sub> and pure CH<sub>2</sub>Br<sub>2</sub> are 133 and 11.4 torr, respectively.

59. What is the composition of a methanol (CH<sub>3</sub>OH)–propanol (CH<sub>3</sub>CH<sub>2</sub>CH<sub>2</sub>OH) solution that has a vapor pressure of 174 torr at 40°C? At 40°C, the vapor pressures of pure methanol and pure propanol are 303 and 44.6 torr, respectively. Assume the solution is ideal.
60. Benzene and toluene form an ideal solution. Consider a solution of benzene and toluene prepared at 25°C. Assuming the mole fractions of benzene and toluene in the vapor phase are equal, calculate the composition of the solution. At 25°C the vapor pressures of benzene and toluene are 95 and 28 torr, respectively.
61. Which of the following will have the lowest total vapor pressure at 25°C?
- pure water (vapor pressure = 23.8 torr at 25°C)
  - a solution of glucose in water with  $\chi_{\text{C}_6\text{H}_{12}\text{O}_6} = 0.01$
  - a solution of sodium chloride in water with  $\chi_{\text{NaCl}} = 0.01$
  - a solution of methanol in water with  $\chi_{\text{CH}_3\text{OH}} = 0.2$  (Consider the vapor pressure of both methanol [143 torr at 25°C] and water.)
62. Which of the choices in Exercise 61 has the highest vapor pressure?
63. A solution is made by mixing 50.0 g acetone (CH<sub>3</sub>COCH<sub>3</sub>) and 50.0 g methanol (CH<sub>3</sub>OH). What is the vapor pressure of this solution at 25°C? What is the composition of the vapor expressed as a mole fraction? Assume ideal solution and gas behavior. (At 25°C the vapor pressures of pure acetone and pure methanol are 271 and 143 torr, respectively.) The actual vapor pressure of this solution is 161 torr. Explain any discrepancies.
64. The vapor pressures of several solutions of water–propanol (CH<sub>3</sub>CH<sub>2</sub>CH<sub>2</sub>OH) were determined at various compositions, with the following data collected at 45°C:

$\chi_{\text{H}_2\text{O}}$	Vapor Pressure (torr)
0	74.0
0.15	77.3
0.37	80.2
0.54	81.6
0.69	80.6
0.83	78.2
1.00	71.9

- Are solutions of water and propanol ideal? Explain.
- Predict the sign of  $\Delta H_{\text{soln}}$  for water–propanol solutions.
- Are the interactive forces between propanol and water molecules weaker than, stronger than, or equal to the interactive forces between the pure substances? Explain.
- Which of the solutions in the data would have the lowest normal boiling point?

### Colligative Properties

65. A solution is prepared by dissolving 27.0 g urea, (NH<sub>2</sub>)<sub>2</sub>CO, in 150.0 g water. Calculate the boiling point of the solution. Urea is a nonelectrolyte.
66. A 2.00-g sample of a large biomolecule was dissolved in 15.0 g carbon tetrachloride. The boiling point of this solution was determined to be 77.85°C. Calculate the molar mass of the biomolecule. For carbon tetrachloride, the boiling-point constant is 5.03°C · kg/mol, and the boiling point of pure carbon tetrachloride is 76.50°C.
67. What mass of glycerin (C<sub>3</sub>H<sub>8</sub>O<sub>3</sub>), a nonelectrolyte, must be dissolved in 200.0 g water to give a solution with a freezing point of –1.50°C?
68. The freezing point of *t*-butanol is 25.50°C and  $K_f$  is 9.1°C · kg/mol. Usually *t*-butanol absorbs water on exposure to air. If the freezing point of a 10.0-g sample of *t*-butanol is 24.59°C, how many grams of water are present in the sample?
69. Calculate the freezing point and boiling point of an antifreeze solution that is 50.0% by mass of ethylene glycol (HOCH<sub>2</sub>CH<sub>2</sub>OH) in water. Ethylene glycol is a nonelectrolyte.
70. What volume of ethylene glycol (C<sub>2</sub>H<sub>6</sub>O<sub>2</sub>), a nonelectrolyte, must be added to 15.0 L water to produce an antifreeze solution with a freezing point –25.0°C? What is the boiling point of this solution? (The density of ethylene glycol is 1.11 g/cm<sup>3</sup>, and the density of water is 1.00 g/cm<sup>3</sup>.)
71. Reserpine is a natural product isolated from the roots of the shrub *Rauwolfia serpentina*. It was first synthesized in 1956 by Nobel Prize winner R. B. Woodward. It is used as a tranquilizer and sedative. When 1.00 g reserpine is dissolved in 25.0 g camphor, the freezing-point depression is 2.63°C ( $K_f$  for camphor is 40.°C · kg/mol). Calculate the molality of the solution and the molar mass of reserpine.
72. A solution contains 3.75 g of a nonvolatile pure hydrocarbon in 95 g acetone. The boiling points of pure acetone and the solution are 55.95°C and 56.50°C, respectively. The molal boiling-point constant of acetone is 1.71°C · kg/mol. What is the molar mass of the hydrocarbon?
73. a. Calculate the freezing-point depression and osmotic pressure at 25°C of an aqueous solution containing 1.0 g/L of a protein (molar mass =  $9.0 \times 10^4$  g/mol) if the density of the solution is 1.0 g/cm<sup>3</sup>.  
b. Considering your answer to part a, which colligative property, freezing-point depression or osmotic pressure, would be better used to determine the molar masses of large molecules? Explain.
74. A 0.15-g sample of a purified protein is dissolved in water to give 2.0 mL of solution. The osmotic pressure is found to be 18.6 torr at 25°C. Calculate the protein's molar mass.
75. How would you prepare 1.0 L of an aqueous solution of sucrose (C<sub>12</sub>H<sub>22</sub>O<sub>11</sub>) having an osmotic pressure of 15 atm at a temperature of 22°C? Sucrose is a nonelectrolyte.
76. How would you prepare 1.0 L of an aqueous solution of sodium chloride having an osmotic pressure of 15 atm at 22°C? Assume sodium chloride exists as Na<sup>+</sup> and Cl<sup>–</sup> ions in solution.

### Properties of Electrolyte Solutions

77. Consider the following solutions:  
 0.010 *m* Na<sub>3</sub>PO<sub>4</sub> in water  
 0.020 *m* CaBr<sub>2</sub> in water  
 0.020 *m* KCl in water  
 0.020 *m* HF in water (HF is a weak acid.)
- Assuming complete dissociation of the soluble salts, which solution(s) would have the same boiling point as 0.040 *m* C<sub>6</sub>H<sub>12</sub>O<sub>6</sub> in water? C<sub>6</sub>H<sub>12</sub>O<sub>6</sub> is a nonelectrolyte.
  - Which solution would have the highest vapor pressure at 28°C?
  - Which solution would have the largest freezing-point depression?
78. From the following:
- pure water  
 solution of C<sub>12</sub>H<sub>22</sub>O<sub>11</sub> (*m* = 0.01) in water  
 solution of NaCl (*m* = 0.01) in water  
 solution of CaCl<sub>2</sub> (*m* = 0.01) in water  
 choose the one with the
- highest freezing point.
  - lowest freezing point.
  - highest boiling point.
  - lowest boiling point.
  - highest osmotic pressure.

79. Calculate the freezing point and the boiling point of each of the following solutions. (Assume complete dissociation.)
- 5.0 g NaCl in 25 g H<sub>2</sub>O
  - 2.0 g Al(NO<sub>3</sub>)<sub>3</sub> in 15 g H<sub>2</sub>O
80. A water desalination plant is set up near a salt marsh containing water that is 0.10 *M* NaCl. Calculate the minimum pressure that must be applied at 20.°C to purify the water by reverse osmosis. Assume NaCl is completely dissociated.
81. Calculate the freezing point and the boiling point of each of the following aqueous solutions. (Assume complete dissociation.)
- 0.050 *m* MgCl<sub>2</sub>
  - 0.050 *m* FeCl<sub>3</sub>
82. Calculate the freezing point and the boiling point of each of the following solutions using the observed van't Hoff factors in Table 11.6.
- 0.050 *m* MgCl<sub>2</sub>
  - 0.050 *m* FeCl<sub>3</sub>

83. Use the following data for three aqueous solutions of CaCl<sub>2</sub> to calculate the apparent value of the van't Hoff factor.

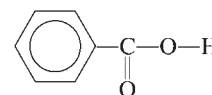
Molality	Freezing-Point Depression (°C)
0.0225	0.110
0.0910	0.440
0.278	1.330

84. The freezing-point depression of a 0.091 *m* solution of CsCl is 0.320°C. The freezing-point depression of a 0.091 *m* solution of CaCl<sub>2</sub> is 0.440°C. In which solution does ion association appear to be greater? Explain.

85. In the winter of 1994, record low temperatures were registered throughout the United States. For example, in Champaign, Illinois, a record low of -29°F was registered. At this temperature can salting icy roads with CaCl<sub>2</sub> be effective in melting the ice?
- Assume *i* = 3.00 for CaCl<sub>2</sub>.
  - Assume the average value of *i* from Exercise 83. (The solubility of CaCl<sub>2</sub> in cold water is 74.5 g per 100.0 g water.)
86. A 0.500-g sample of a compound is dissolved in enough water to form 100.0 mL of solution. This solution has an osmotic pressure of 2.50 atm at 25°C. If each molecule of the solute dissociates into two particles (in this solvent), what is the molar mass of this solute?

### ▶ Connecting to Biochemistry

87. The solubility of benzoic acid (HC<sub>7</sub>H<sub>5</sub>O<sub>2</sub>),



is 0.34 g/100 mL in water at 25°C and is 10.0 g/100 mL in benzene (C<sub>6</sub>H<sub>6</sub>) at 25°C. Rationalize this solubility behavior. (*Hint*: Benzoic acid forms a dimer in benzene.) Would benzoic acid be more or less soluble in a 0.1 *M* NaOH solution than it is in water? Explain.

88. A forensic chemist is given a white solid that is suspected of being pure cocaine (C<sub>17</sub>H<sub>21</sub>NO<sub>4</sub>, molar mass = 303.35 g/mol). She dissolves 1.22 ± 0.01 g of the solid in 15.60 ± 0.01 g benzene. The freezing point is lowered by 1.32 ± 0.04°C.
- What is the molar mass of the substance? Assuming that the percent uncertainty in the calculated molar mass is the same as the percent uncertainty in the temperature change, calculate the uncertainty in the molar mass.
  - Could the chemist unequivocally state that the substance is cocaine? For example, is the uncertainty small enough to distinguish cocaine from codeine (C<sub>18</sub>H<sub>21</sub>NO<sub>3</sub>, molar mass = 299.36 g/mol)?
  - Assuming that the absolute uncertainties in the measurements of temperature and mass remain unchanged, how could the chemist improve the precision of her results?
89. Thyroxine, an important hormone that controls the rate of metabolism in the body, can be isolated from the thyroid gland. When 0.455 g thyroxine is dissolved in 10.0 g benzene, the freezing point of the solution is depressed by 0.300°C. What is the molar mass of thyroxine? See Table 11.5.
90. An aqueous solution of 10.00 g of catalase, an enzyme found in the liver, has a volume of 1.00 L at 27°C. The solution's osmotic pressure at 27°C is found to be 0.745 torr. Calculate the molar mass of catalase.
91. If the human eye has an osmotic pressure of 8.00 atm at 25°C, what concentration of solute particles in water will provide an isotonic eyedrop solution (a solution with equal osmotic pressure)?
92. Erythrocytes are red blood cells containing hemoglobin. In a saline solution they shrivel when the salt concentration is high and swell when the salt concentration is low. In a 25°C aqueous

solution of NaCl, whose freezing point is  $-0.406^{\circ}\text{C}$ , erythrocytes neither swell nor shrink. If we want to calculate the osmotic pressure of the solution inside the erythrocytes under these conditions, what do we need to assume? Why? Estimate how good (or poor) of an assumption this is. Make this assumption and calculate the osmotic pressure of the solution inside the erythrocytes.

93. Patients undergoing an upper gastrointestinal tract laboratory test are typically given an X-ray contrast agent that aids with the radiologic imaging of the anatomy. One such contrast agent is sodium diatrizoate, a nonvolatile water-soluble compound. A  $0.378\text{ m}$  solution is prepared by dissolving  $38.4\text{ g}$  sodium diatrizoate (NaDTZ) in  $1.60 \times 10^2\text{ mL}$  water at  $31.2^{\circ}\text{C}$  (the density of water at  $31.2^{\circ}\text{C}$  is  $0.995\text{ g/mL}$ ). What is the molar mass of sodium diatrizoate? What is the vapor pressure of this solution if the vapor pressure of pure water at  $31.2^{\circ}\text{C}$  is  $34.1\text{ torr}$ ?
94. Specifications for lactated Ringer's solution, which is used for intravenous (IV) injections, are as follows to reach  $100.\text{ mL}$  of solution:

285–315 mg  $\text{Na}^+$   
 14.1–17.3 mg  $\text{K}^+$   
 4.9–6.0 mg  $\text{Ca}^{2+}$   
 368–408 mg  $\text{Cl}^-$   
 231–261 mg lactate,  $\text{C}_3\text{H}_5\text{O}_3^-$

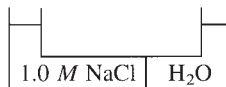
- a. Specify the amount of NaCl, KCl,  $\text{CaCl}_2 \cdot 2\text{H}_2\text{O}$ , and  $\text{NaC}_3\text{H}_5\text{O}_3$  needed to prepare  $100.\text{ mL}$  lactated Ringer's solution.
- b. What is the range of the osmotic pressure of the solution at  $37^{\circ}\text{C}$ , given the preceding specifications?

## ► Additional Exercises

95. In a coffee-cup calorimeter,  $1.60\text{ g}$   $\text{NH}_4\text{NO}_3$  was mixed with  $75.0\text{ g}$  water at an initial temperature  $25.00^{\circ}\text{C}$ . After dissolution the salt, the final temperature of the calorimeter contents was  $23.34^{\circ}\text{C}$ .
- a. Assuming the solution has a heat capacity of  $4.18\text{ J/g} \cdot ^{\circ}\text{C}$ , and assuming no heat loss to the calorimeter, calculate the enthalpy of solution ( $\Delta H_{\text{soln}}$ ) for the dissolution of  $\text{NH}_4\text{NO}_3$  in units of  $\text{kJ/mol}$ .
- b. If the enthalpy of hydration for  $\text{NH}_4\text{NO}_3$  is  $-630.\text{ kJ/mol}$ , calculate the lattice energy of  $\text{NH}_4\text{NO}_3$ .
96. In Exercise 118 in Chapter 5, the pressure of  $\text{CO}_2$  in a bottle of sparkling wine was calculated assuming that the  $\text{CO}_2$  was insoluble in water. This was a bad assumption. Redo this problem by assuming that  $\text{CO}_2$  obeys Henry's law. Use the data given in that problem to calculate the partial pressure of  $\text{CO}_2$  in the gas phase and the solubility of  $\text{CO}_2$  in the wine at  $25^{\circ}\text{C}$ . The Henry's law constant for  $\text{CO}_2$  is  $3.1 \times 10^{-2}\text{ mol/L} \cdot \text{atm}$  at  $25^{\circ}\text{C}$  with Henry's law in the form  $C = kP$ , where  $C$  is the concentration of the gas in  $\text{mol/L}$ .
97. Explain the following on the basis of the behavior of atoms and/or ions.
- a. Cooking with water is faster in a pressure cooker than in an open pan.

- b. Salt is used on icy roads.
- c. Melted sea ice from the Arctic Ocean produces fresh water.
- d.  $\text{CO}_2(\text{s})$  (dry ice) does not have a normal boiling point under normal atmospheric conditions, even though  $\text{CO}_2$  is a liquid in fire extinguishers.
- e. Adding a solute to a solvent extends the liquid phase over a larger temperature range.

98. The term *proof* is defined as twice the percent by volume of pure ethanol in solution. Thus, a solution that is 95% (by volume) ethanol is 190 proof. What is the molarity of ethanol in a 92 proof ethanol–water solution? Assume the density of ethanol,  $\text{C}_2\text{H}_5\text{OH}$ , is  $0.79\text{ g/cm}^3$  and the density of water is  $1.0\text{ g/cm}^3$ .
99. At  $25^{\circ}\text{C}$ , the vapor in equilibrium with a solution containing carbon disulfide and acetonitrile has a total pressure of  $263\text{ torr}$  and is 85.5 mole percent carbon disulfide. What is the mole fraction of carbon disulfide in the solution? At  $25^{\circ}\text{C}$ , the vapor pressure of carbon disulfide is  $375\text{ torr}$ . Assume the solution and vapor exhibit ideal behavior.
100. If the fluid inside a tree is about  $0.1\text{ M}$  more concentrated in solute than the groundwater that bathes the roots, how high will a column of fluid rise in the tree at  $25^{\circ}\text{C}$ ? Assume that the density of the fluid is  $1.0\text{ g/cm}^3$ . (The density of mercury is  $13.6\text{ g/cm}^3$ .)
101. An unknown compound contains only carbon, hydrogen, and oxygen. Combustion analysis of the compound gives mass percents of 31.57% C and 5.30% H. The molar mass is determined by measuring the freezing-point depression of an aqueous solution. A freezing point of  $-5.20^{\circ}\text{C}$  is recorded for a solution made by dissolving  $10.56\text{ g}$  of the compound in  $25.0\text{ g}$  water. Determine the empirical formula, molar mass, and molecular formula of the compound. Assume that the compound is a nonelectrolyte.
102. Consider the following:



What would happen to the level of liquid in the two arms if the semipermeable membrane separating the two liquids were permeable to

- a.  $\text{H}_2\text{O}$  only?  
 b.  $\text{H}_2\text{O}$ ,  $\text{Na}^+$ , and  $\text{Cl}^-$ ?
103. Consider an aqueous solution containing sodium chloride that has a density of  $1.01\text{ g/mL}$ . Assume the solution behaves ideally. The freezing point of this solution at  $1.0\text{ atm}$  is  $-1.28^{\circ}\text{C}$ . Calculate the percent composition of this solution (by mass).
104. What stabilizes a colloidal suspension? Explain why adding heat or adding an electrolyte can cause the suspended particles to settle out.
105. The freezing point of an aqueous solution is  $-2.79^{\circ}\text{C}$ .
- a. Determine the boiling point of this solution.  
 b. Determine the vapor pressure (in  $\text{mm Hg}$ ) of this solution at  $25^{\circ}\text{C}$  (the vapor pressure of pure water at  $25^{\circ}\text{C}$  is  $23.76\text{ mm Hg}$ ).  
 c. Explain any assumptions you make in solving parts a and b.

## ► Challenge Problems

- 106.** The vapor pressure of pure benzene is 750.0 torr and the vapor pressure of toluene is 300.0 torr at a certain temperature. You make a solution by pouring “some” benzene with “some” toluene. You then place this solution in a closed container and wait for the vapor to come into equilibrium with the solution. Next, you condense the vapor. You put this liquid (the condensed vapor) in a closed container and wait for the vapor to come into equilibrium with the solution. You then condense this vapor and find the mole fraction of benzene in this vapor to be 0.714. Determine the mole fraction of benzene in the original solution assuming the solution behaves ideally.
- 107.** Liquid A has vapor pressure  $x$ , and liquid B has vapor pressure  $y$ . What is the mole fraction of the liquid mixture if the vapor above the solution is 30.% A by moles? 50.% A? 80.% A? (Calculate in terms of  $x$  and  $y$ .)  
Liquid A has vapor pressure  $x$ , liquid B has vapor pressure  $y$ . What is the mole fraction of the vapor above the solution if the liquid mixture is 30.% A by moles? 50.% A? 80.% A? (Calculate in terms of  $x$  and  $y$ .)
- 108.** Plants that thrive in salt water must have internal solutions (inside the plant cells) that are isotonic with (have the same osmotic pressure as) the surrounding solution. A leaf of a saltwater plant is able to thrive in an aqueous salt solution (at 25°C) that has a freezing point equal to  $-0.621^\circ\text{C}$ . You would like to use this information to calculate the osmotic pressure of the solution in the cell.
- In order to use the freezing-point depression to calculate osmotic pressure, what assumption must you make (in addition to ideal behavior of the solutions, which we will assume)?
  - Under what conditions is the assumption (in part a) reasonable?
  - Solve for the osmotic pressure (at 25°C) of the solution in the plant cell.
  - The plant leaf is placed in an aqueous salt solution (at 25°C) that has a boiling point of  $102.0^\circ\text{C}$ . What will happen to the plant cells in the leaf?
- 109.** You make 20.0 g of a sucrose ( $\text{C}_{12}\text{H}_{22}\text{O}_{11}$ ) and NaCl mixture and dissolve it in 1.00 kg water. The freezing point of this solution is found to be  $-0.426^\circ\text{C}$ . Assuming ideal behavior, calculate the mass percent composition of the original mixture, and the mole fraction of sucrose in the original mixture.
- 110.** An aqueous solution is 1.00% NaCl by mass and has a density of  $1.071\text{ g/cm}^3$  at 25°C. The observed osmotic pressure of this solution is 7.83 atm at 25°C.
- What fraction of the moles of NaCl in this solution exist as ion pairs?
  - Calculate the freezing point that would be observed for this solution.
- 111.** The vapor in equilibrium with a pentane–hexane solution at 25°C has a mole fraction of pentane equal to 0.15 at 25°C. What is the mole fraction of pentane in the solution? (See Exercise 57 for the vapor pressures of the pure liquids.)
- 112.** A solid consists of a mixture of  $\text{NaNO}_3$  and  $\text{Mg}(\text{NO}_3)_2$ . When 6.50 g of this solid is dissolved in 50.0 g water, the freezing point is lowered by  $5.40^\circ\text{C}$ . What is the composition of the solid (by mass)? Assume ideal behavior.
- 113.** A 1.60-g sample of a mixture of naphthalene ( $\text{C}_{10}\text{H}_8$ ) and anthracene ( $\text{C}_{14}\text{H}_{10}$ ) is dissolved in 20.0 g benzene ( $\text{C}_6\text{H}_6$ ). The freezing point of the solution is  $2.81^\circ\text{C}$ . What is the composition as mass percent of the sample mixture? The freezing point of benzene is  $5.51^\circ\text{C}$  and  $K_f$  is  $5.12^\circ\text{C} \cdot \text{kg/mol}$ .
- 114.** A solid mixture contains  $\text{MgCl}_2$  and NaCl. When 0.5000 g of this solid is dissolved in enough water to form 1.000 L of solution, the osmotic pressure at 25.0°C is observed to be 0.3950 atm. What is the mass percent of  $\text{MgCl}_2$  in the solid? (Assume ideal behavior for the solution.)
- 115.** Formic acid ( $\text{HCO}_2\text{H}$ ) is a monoprotic acid that ionizes only partially in aqueous solutions. A 0.10 M formic acid solution is 4.2% ionized. Assuming that the molarity and molality of the solution are the same, calculate the freezing point and the boiling point of 0.10 M formic acid.
- 116.** You have a solution of two volatile liquids, A and B (assume ideal behavior). Pure liquid A has a vapor pressure of 350.0 torr and pure liquid B has a vapor pressure of 100.0 torr at the temperature of the solution. The vapor at equilibrium above the solution has double the mole fraction of substance A that the solution does. What is the mole fraction of liquid A in the solution?
- 117.** In some regions of the southwest United States, the water is very hard. For example, in Las Cruces, New Mexico, the tap water contains about  $560\ \mu\text{g}$  of dissolved solids per milliliter. Reverse osmosis units are marketed in this area to soften water. A typical unit exerts a pressure of 8.0 atm and can produce 45 L water per day.
- Assuming all of the dissolved solids are  $\text{MgCO}_3$  and assuming a temperature of  $27^\circ\text{C}$ , what total volume of water must be processed to produce 45 L pure water?
  - Would the same system work for purifying seawater? (Assume seawater is 0.60 M NaCl.)

## ► Integrative Problems

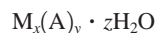
These problems require the integration of multiple concepts to find the solutions.

- 118.** Creatinine,  $\text{C}_4\text{H}_7\text{N}_3\text{O}$ , is a by-product of muscle metabolism, and creatinine levels in the body are known to be a fairly reliable indicator of kidney function. The normal level of creatinine in the blood for adults is approximately 1.0 mg per deciliter (dL) of blood. If the density of blood is  $1.025\text{ g/mL}$ , calculate the molality of a normal creatinine level in a 10.0-mL blood sample. What is the osmotic pressure of this solution at  $25.0^\circ\text{C}$ ?
- 119.** An aqueous solution containing 0.250 mol Q, a strong electrolyte, in  $5.00 \times 10^2\text{ g}$  water freezes at  $-2.79^\circ\text{C}$ . What is the van't Hoff factor for Q? The molal freezing-point depression constant for water is  $1.86^\circ\text{C} \cdot \text{kg/mol}$ . What is the formula of Q if it is 38.68% chlorine by mass and there are twice as many anions as cations in one formula unit of Q?
- 120.** Anthraquinone contains only carbon, hydrogen, and oxygen. When 4.80 mg anthraquinone is burned, 14.2 mg  $\text{CO}_2$  and 1.65 mg  $\text{H}_2\text{O}$  are produced. The freezing point of camphor is lowered by  $22.3^\circ\text{C}$  when 1.32 g anthraquinone is dissolved in 11.4 g camphor. Determine the empirical and molecular formulas of anthraquinone.

► **Marathon Problem\***

This problem is designed to incorporate several concepts and techniques into one situation.

121. Using the following information, identify the strong electrolyte whose general formula is



Ignore the effect of interionic attractions in the solution.

- a.  $A^{n-}$  is a common oxyanion. When 30.0 mg of the anhydrous sodium salt containing this oxyanion ( $Na_nA$ , where  $n = 1, 2,$  or  $3$ ) is reduced, 15.26 mL of 0.02313  $M$  reducing agent is required to react completely with the  $Na_nA$  present. Assume a 1:1 mole ratio in the reaction.

- b. The cation is derived from a silvery white metal that is relatively expensive. The metal itself crystallizes in a body-centered cubic unit cell and has an atomic radius of 198.4 pm. The solid, pure metal has a density of 5.243  $g/cm^3$ . The oxidation number of  $M$  in the strong electrolyte in question is +3.
- c. When 33.45 mg of the compound is present (dissolved) in 10.0 mL of aqueous solution at 25°C, the solution has an osmotic pressure of 558 torr.

---

\*Used with permission from the *Journal of Chemical Education*, Vol. 68, No. 11, 1991, pp. 919–922; copyright © 1991, Division of Chemical Education, Inc.

# Chemical Kinetics

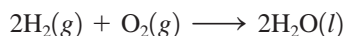
- 12.1** ▶ Reaction Rates
- 12.2** ▶ Rate Laws: An Introduction
  - Types of Rate Laws
- 12.3** ▶ Determining the Form of the Rate Law
  - Method of Initial Rates
- 12.4** ▶ The Integrated Rate Law
  - First-Order Rate Laws
  - Half-Life of a First-Order Reaction
  - Second-Order Rate Laws
  - Zero-Order Rate Laws
  - Integrated Rate Laws for Reactions with More Than One Reactant
- 12.5** ▶ Reaction Mechanisms
- 12.6** ▶ A Model for Chemical Kinetics
- 12.7** ▶ Catalysis
  - Heterogeneous Catalysis
  - Homogeneous Catalysis



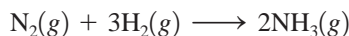
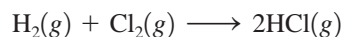
These Tour de France cyclists generate a great amount of kinetic energy as they ride through the mountains.



The applications of chemistry focus largely on chemical reactions, and the commercial use of a reaction requires knowledge of several of its characteristics, including its stoichiometry, energetics, and rate. A reaction is defined by its reactants and products, whose identity must be learned by experiment. Once the reactants and products are known, the equation for the reaction can be written and balanced, and stoichiometric calculations can be carried out. Another very important characteristic of a reaction is its spontaneity. Spontaneity refers to the *inherent tendency* for the process to occur; however, it implies nothing about speed. *Spontaneous does not mean fast*. There are many spontaneous reactions that are so slow that no apparent reaction occurs over a period of weeks or years at normal temperatures. For example, there is a strong inherent tendency for gaseous hydrogen and oxygen to combine, that is,



but in fact the two gases can coexist indefinitely at 25°C. Similarly, the gaseous reactions



are both highly likely to occur from a thermodynamic standpoint, but we observe no reactions under normal conditions. In addition, the process of changing diamond to graphite is spontaneous but is so slow that it is not detectable.

To be useful, reactions must occur at a reasonable rate. To produce the 20 million tons of ammonia needed each year for fertilizer, we cannot simply mix nitrogen and hydrogen gases at 25°C and wait for them to react. It is not enough to understand the stoichiometry and thermodynamics of a reaction; we also must understand the factors that govern the rate of the reaction. The area of chemistry that concerns reaction rates is called **chemical kinetics**.

One of the main goals of chemical kinetics is to understand the steps by which a reaction takes place. This series of steps is called the *reaction mechanism*. Understanding the mechanism allows us to find ways to facilitate the reaction. For example, the Haber process for the production of ammonia requires high temperatures to achieve commercially feasible reaction rates. However, even higher temperatures (and more cost) would be required without the use of iron oxide, which speeds up the reaction.

In this chapter we will consider the main ideas of chemical kinetics. We will explore rate laws, reaction mechanisms, and simple models for chemical reactions.

## 12.1 ► Reaction Rates

To introduce the concept of the rate of a reaction, we will consider the decomposition of nitrogen dioxide, a gas that causes air pollution. Nitrogen dioxide decomposes to nitric oxide and oxygen as follows:



Suppose in a particular experiment we start with a flask of nitrogen dioxide at 300°C and measure the concentrations of nitrogen dioxide, nitric oxide, and oxygen as the nitrogen

The kinetics of air pollution is discussed in Section 12.7.



Image not available due to copyright restrictions



The energy required for athletic exertion, the breaching of an Orca whale, and the combustion of fuel in a race car all result from chemical reactions.

dioxide decomposes. The results of this experiment are summarized in Table 12.1, and the data are plotted in Fig. 12.1.

Note from these results that the concentration of the reactant ( $\text{NO}_2$ ) decreases with time and the concentrations of the products ( $\text{NO}$  and  $\text{O}_2$ ) increase with time (see Fig. 12.2). Chemical kinetics deals with the speed at which these changes occur. The speed, or *rate*, of a process is defined as the change in a given quantity over a specific period of time. For chemical reactions, the quantity that changes is the amount or concentration of a reactant or product. So the **reaction rate** of a chemical reaction is defined as the *change in concentration of a reactant or product per unit time*:

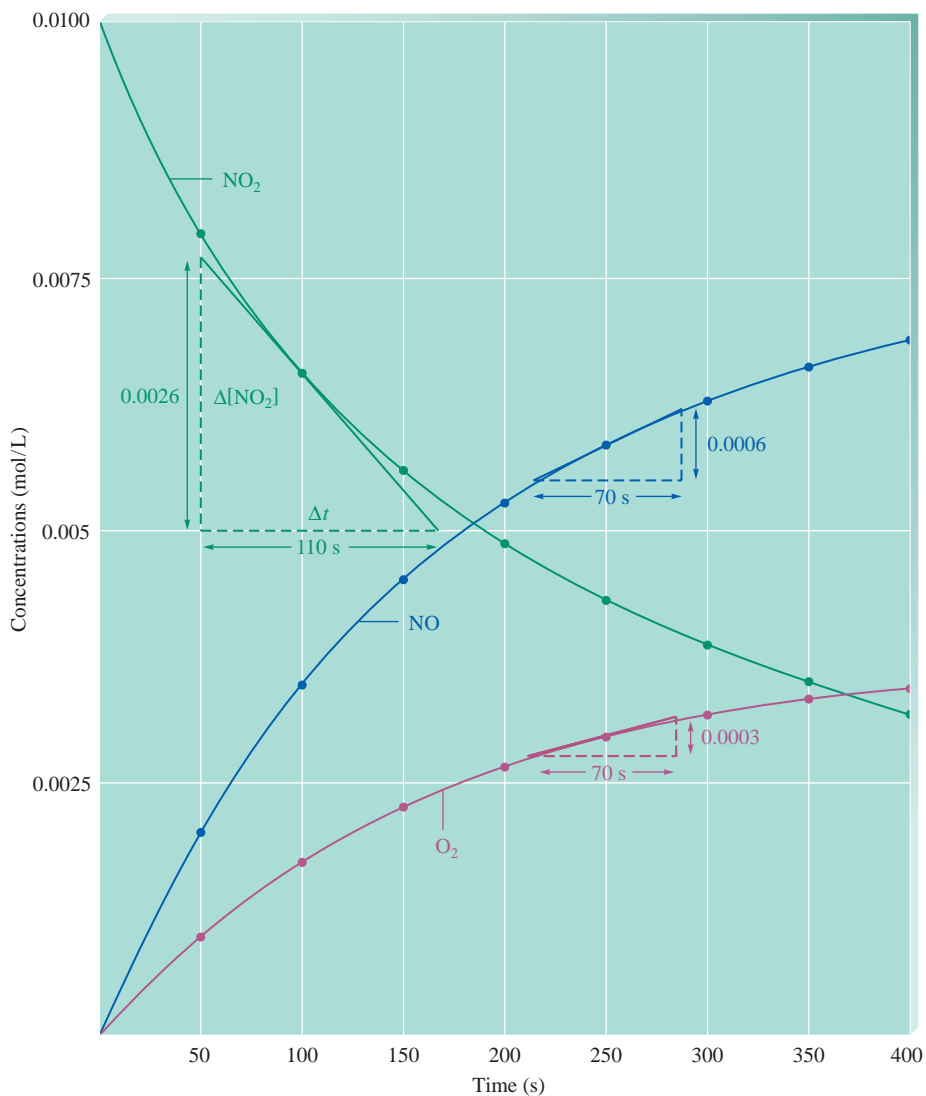
$$\text{Rate} = \frac{\text{concentration of A at time } t_2 - \text{concentration of A at time } t_1}{t_2 - t_1}$$

$$= \frac{\Delta[\text{A}]}{\Delta t}$$

[A] means concentration of A in mol/L.

**Table 12.1** ▶ Concentrations of Reactant and Products as a Function of Time for the Reaction  $2\text{NO}_2(g) \rightarrow 2\text{NO}(g) + \text{O}_2(g)$  (at  $300^\circ\text{C}$ )

Time ( $\pm 1$ s)	Concentration (mol/L)		
	$\text{NO}_2$	$\text{NO}$	$\text{O}_2$
0	0.0100	0	0
50	0.0079	0.0021	0.0011
100	0.0065	0.0035	0.0018
150	0.0055	0.0045	0.0023
200	0.0048	0.0052	0.0026
250	0.0043	0.0057	0.0029
300	0.0038	0.0062	0.0031
350	0.0034	0.0066	0.0033
400	0.0031	0.0069	0.0035

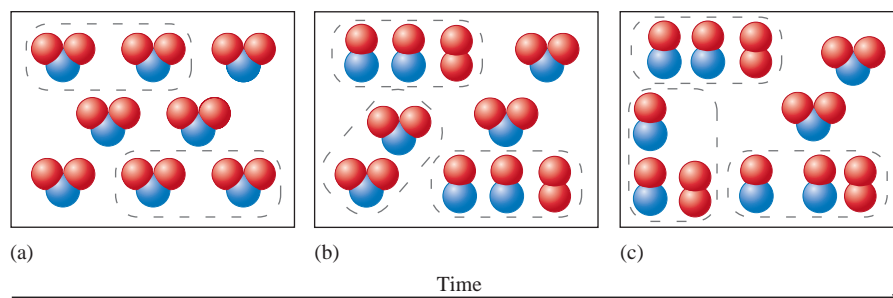


**Figure 12.1**

Starting with a flask of nitrogen dioxide at  $300^\circ\text{C}$ , the concentrations of nitrogen dioxide, nitric oxide, and oxygen are plotted versus time.

**Figure 12.2**

Representation of the reaction  $2\text{NO}_2(g) \rightarrow 2\text{NO}(g) + \text{O}_2(g)$ . (a) The reaction at the very beginning ( $t = 0$ ). (b) and (c) As time passes,  $\text{NO}_2$  is converted to  $\text{NO}$  and  $\text{O}_2$ .



where A is the reactant or product being considered, and the square brackets indicate concentration in mol/L. As usual, the symbol  $\Delta$  indicates a *change* in a given quantity. Note that a change can be positive (increase) or negative (decrease), thus leading to a positive or negative reaction rate by this definition. However, for convenience, we will always define the rate as a positive quantity, as we will see.

Now let us calculate the average rate at which the concentration of  $\text{NO}_2$  changes over the first 50 seconds of the reaction using the data given in Table 12.1.

$$\begin{aligned} \frac{\text{Change in } [\text{NO}_2]}{\text{Time elapsed}} &= \frac{\Delta[\text{NO}_2]}{\Delta t} \\ &= \frac{[\text{NO}_2]_{t=50} - [\text{NO}_2]_{t=0}}{50. \text{ s} - 0 \text{ s}} \\ &= \frac{0.0079 \text{ mol/L} - 0.0100 \text{ mol/L}}{50. \text{ s}} \\ &= -4.2 \times 10^{-5} \text{ mol/L} \cdot \text{s} \end{aligned}$$

Note that since the concentration of  $\text{NO}_2$  decreases with time,  $\Delta[\text{NO}_2]$  is a negative quantity. Because it is customary to work with *positive* reaction rates, we define the rate of this particular reaction as

$$\text{Rate} = -\frac{\Delta[\text{NO}_2]}{\Delta t}$$

Appendix 1.3 reviews slopes of straight lines.

Since the concentrations of reactants always decrease with time, any rate expression involving a reactant will include a negative sign. The average rate of this reaction from 0 to 50 seconds is then

$$\begin{aligned} \text{Rate} &= -\frac{\Delta[\text{NO}_2]}{\Delta t} \\ &= -(-4.2 \times 10^{-5} \text{ mol/L} \cdot \text{s}) \\ &= 4.2 \times 10^{-5} \text{ mol/L} \cdot \text{s} \end{aligned}$$

The average rates for this reaction during several other time intervals are given in Table 12.2. *Note that the rate is not constant but decreases with time.* The rates given in Table 12.2 are *average rates* over 50-second time intervals. The value of the rate at a particular time (the **instantaneous rate**) can be obtained by computing the slope of a line tangent to the curve at that point. Figure 12.1 shows a tangent drawn at  $t = 100$  seconds. The *slope* of this line gives the rate at  $t = 100$  seconds as follows:

$$\begin{aligned} \text{Slope of the tangent line} &= \frac{\text{change in } y}{\text{change in } x} \\ &= \frac{\Delta[\text{NO}_2]}{\Delta t} \end{aligned}$$

$\frac{\Delta[\text{NO}_2]}{\Delta t}$	Time Period (s)
$4.2 \times 10^{-5}$	0 → 50
$2.8 \times 10^{-5}$	50 → 100
$2.0 \times 10^{-5}$	100 → 150
$1.4 \times 10^{-5}$	150 → 200
$1.0 \times 10^{-5}$	200 → 250

\*Note that the *rate* decreases with time.



Los Angeles on a clear day, and on a day when air pollution is significant.

$$\text{But} \quad \text{Rate} = -\frac{\Delta[\text{NO}_2]}{\Delta t}$$

$$\begin{aligned} \text{Therefore,} \quad \text{Rate} &= -(\text{slope of the tangent line}) \\ &= -\left(\frac{-0.0026 \text{ mol/L}}{110 \text{ s}}\right) \\ &= 2.4 \times 10^{-5} \text{ mol/L} \cdot \text{s} \end{aligned}$$

So far we have discussed the rate of this reaction only in terms of the reactant. The rate also can be defined in terms of the products. However, in doing so we must take into account the coefficients in the balanced equation for the reaction, because the stoichiometry determines the relative rates of consumption of reactants and generation of products. For example, in the reaction we are considering,



both the reactant  $\text{NO}_2$  and the product  $\text{NO}$  have a coefficient of 2, so  $\text{NO}$  is produced at the same rate as  $\text{NO}_2$  is consumed. We can verify this from Fig. 12.1. Note that the curve for  $\text{NO}$  is the same shape as the curve for  $\text{NO}_2$ , except that it is inverted, or flipped over. This means that, at any point in time, the slope of the tangent to the curve for  $\text{NO}$  will be the negative of the slope to the curve for  $\text{NO}_2$ . (Verify this at the point  $t = 100$  seconds on both curves.) In the balanced equation, the product  $\text{O}_2$  has a coefficient of 1, which means it is produced half as fast as  $\text{NO}$ , since  $\text{NO}$  has a coefficient of 2. That is, the rate of  $\text{NO}$  production is twice the rate of  $\text{O}_2$  production.

We also can verify this fact from Fig. 12.1. For example, at  $t = 250$  seconds,

$$\begin{aligned} \text{Slope of the tangent to the NO curve} &= \frac{6.0 \times 10^{-4} \text{ mol/L}}{70. \text{ s}} \\ &= 8.6 \times 10^{-6} \text{ mol/L} \cdot \text{s} \\ \text{Slope of the tangent to the O}_2 \text{ curve} &= \frac{3.0 \times 10^{-4} \text{ mol/L}}{70. \text{ s}} \\ &= 4.3 \times 10^{-6} \text{ mol/L} \cdot \text{s} \end{aligned}$$

The slope at  $t = 250$  seconds on the  $\text{NO}$  curve is twice the slope of that point on the  $\text{O}_2$  curve, showing that the rate of production of  $\text{NO}$  is twice that of  $\text{O}_2$ .

The rate information can be summarized as follows:

$$\boxed{\begin{array}{c} \text{Rate of consumption} \\ \text{of NO}_2 \end{array}} = \boxed{\begin{array}{c} \text{rate of production} \\ \text{of NO} \end{array}} = \boxed{2(\text{rate of production of O}_2)}$$

$$-\frac{\Delta[\text{NO}_2]}{\Delta t} = \frac{\Delta[\text{NO}]}{\Delta t} = 2\left(\frac{\Delta[\text{O}_2]}{\Delta t}\right)$$

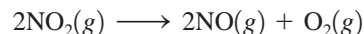
As we will see later, there is a certain type of rate that remains constant over time.

We have seen that the rate of a reaction is typically not constant. Most reaction rates change with time. This is so because the concentrations change with time (Fig. 12.1).

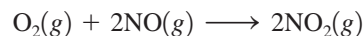
Because the reaction rate changes with time, and because the rate is different (by factors that depend on the coefficients in the balanced equation) depending on which reactant or product is being studied, we must be very specific when we describe a rate for a chemical reaction.

## 12.2 ► Rate Laws: An Introduction

Chemical reactions are *reversible*. In our discussion of the decomposition of nitrogen dioxide, we have so far considered only the *forward reaction*, as shown here:



However, the *reverse reaction* also can occur. As NO and O<sub>2</sub> accumulate, they can react to re-form NO<sub>2</sub>:



When gaseous NO<sub>2</sub> is placed in an otherwise empty container, initially the dominant reaction is



When forward and reverse reaction rates are equal, there will be no changes in the concentrations of reactants or products. This is called *chemical equilibrium* and is discussed fully in Chapter 13.

and the change in the concentration of NO<sub>2</sub> (Δ[NO<sub>2</sub>]) depends only on the forward reaction. However, after a period of time, enough products accumulate so that the reverse reaction becomes important. Now Δ[NO<sub>2</sub>] depends on the *difference in the rates of the forward and reverse reactions*. This complication can be avoided if we study the rate of a reaction under conditions where the reverse reaction makes only a negligible contribution. Typically, this means that we must study a reaction at a point soon after the reactants are mixed, before the products have had time to build up to significant levels.

If we choose conditions where the reverse reaction can be neglected, the *reaction rate will depend only on the concentrations of the reactants*. For the decomposition of nitrogen dioxide, we can write

$$\text{Rate} = k[\text{NO}_2]^n \quad (12.1)$$

Such an expression, which shows how the rate depends on the concentrations of reactants, is called a **rate law**. The proportionality constant *k*, called the **rate constant**, and *n*, called the **order** of the reactant, must both be determined by experiment. The order of a reactant can be an integer (including zero) or a fraction. For the relatively simple reactions we will consider in this book, the orders will often be positive integers.

Note two important points about Equation (12.1):

1. The concentrations of the products do not appear in the rate law because the reaction rate is being studied under conditions where the reverse reaction does not contribute to the overall rate.
2. The value of the exponent *n* must be determined by experiment; it cannot be written from the balanced equation.

Before we go further we must define exactly what we mean by the term *rate* in Equation (12.1). In Section 12.1 we saw that reaction rate means a change in concentration per unit time. However, which reactant or product concentration do we choose in defining the rate? For example, for the decomposition of  $\text{NO}_2$  to produce  $\text{O}_2$  and  $\text{NO}$  considered in Section 12.1, we could define the rate in terms of any of these three species. However, since  $\text{O}_2$  is produced only half as fast as  $\text{NO}$ , we must be careful to specify which species we are talking about in a given case. For instance, we might choose to define the reaction rate in terms of the consumption of  $\text{NO}_2$ :

$$\text{Rate} = -\frac{\Delta[\text{NO}_2]}{\Delta t} = k[\text{NO}_2]^n$$

On the other hand, we could define the rate in terms of the production of  $\text{O}_2$ :

$$\text{Rate}' = \frac{\Delta[\text{O}_2]}{\Delta t} = k'[\text{NO}_2]^n$$

Note that because  $2\text{NO}_2$  molecules are consumed for every  $\text{O}_2$  molecule produced,

$$\text{Rate} = 2 \times \text{rate}'$$

or

$$k[\text{NO}_2]^n = 2k'[\text{NO}_2]^n$$

and

$$k = 2 \times k'$$

Thus the value of the rate constant depends on how the rate is defined.

In this text we will always be careful to define exactly what is meant by the rate for a given reaction so that there will be no confusion about which specific rate constant is being used.

## Types of Rate Laws

Notice that the rate law we have used to this point expresses rate as a function of concentration. For example, for the decomposition of  $\text{NO}_2$  we have defined

$$\text{Rate} = -\frac{\Delta[\text{NO}_2]}{\Delta t} = k[\text{NO}_2]^n$$

which tells us (once we have determined the value of  $n$ ) exactly how the rate depends on the concentration of the reactant,  $\text{NO}_2$ . A rate law that expresses how the *rate depends on concentration* is technically called the **differential rate law**, but it is often simply called the **rate law**. Thus when we use the term *rate law* in this text, we mean the expression that gives the rate as a function of concentration.

The name *differential rate law* comes from a mathematical term. We will regard it simply as a label. The terms *differential rate law* and *rate law* will be used interchangeably in this text.

A second kind of rate law, the **integrated rate law**, also will be important in our study of kinetics. The integrated rate law expresses how the *concentrations depend on time*. Although we will not consider the details here, a given differential rate law is always related to a certain type of integrated rate law, and vice versa. That is, if we determine the differential rate law for a given reaction, we automatically know the form of the integrated rate law for the reaction. This means that once we determine experimentally either type of rate law for a reaction, we also know the other one.

Which rate law we choose to determine by experiment often depends on what types of data are easiest to collect. If we can conveniently measure how the rate changes as the concentrations are changed, we can readily determine the differential (rate/concentration) rate law. On the other hand, if it is more convenient to measure the concentration as a function of time, we can determine the form of the integrated (concentration/time) rate law. We will discuss how rate laws are actually determined in the next several sections.

Why are we interested in determining the rate law for a reaction? How does it help us? It helps us because we can work backward from the rate law to infer the steps by which the reaction occurs. Most chemical reactions do not take place in a single step but

result from a series of sequential steps. To understand a chemical reaction, we must learn what these steps are. For example, a chemist who is designing an insecticide may study the reactions involved in the process of insect growth to see what type of molecule might interrupt this series of reactions. Or an industrial chemist may be trying to make a given reaction occur faster. To accomplish this, he or she must know which step is slowest, because it is that step that must be speeded up. Thus a chemist is usually not interested in a rate law for its own sake but because of what it reveals about the steps by which a reaction occurs. We will develop a process for finding the reaction steps in this chapter.

### Let's Review

#### Rate Laws: A Summary

- There are two types of rate laws.
  1. The *differential rate law* (often called simply the *rate law*) shows how the rate of a reaction depends on concentrations.
  2. The *integrated rate law* shows how the concentrations of species in the reaction depend on time.
- Because we typically consider reactions only under conditions where the reverse reaction is unimportant, our rate laws will involve only concentrations of reactants.
- Because the differential and integrated rate laws for a given reaction are related in a well-defined way, the experimental determination of either of the rate laws is sufficient.
- Experimental convenience usually dictates which type of rate law is determined experimentally.
- Knowing the rate law for a reaction is important mainly because we can usually infer the individual steps involved in the reaction from the specific form of the rate law.

## 12.3 ► Determining the Form of the Rate Law

The first step in understanding how a given chemical reaction occurs is to determine the *form* of the rate law. That is, we need to determine experimentally the power to which each reactant concentration must be raised in the rate law. In this section we will explore ways to obtain the differential rate law for a reaction. First, we will consider the decomposition of dinitrogen pentoxide in carbon tetrachloride solution:



Data for this reaction at 45°C are listed in Table 12.3 and plotted in Fig. 12.3. In this reaction the oxygen gas escapes from the solution and thus does not react with the nitrogen dioxide, so we do not have to be concerned about the effects of the reverse reaction at any time over the life of the reaction. That is, the reverse reaction is negligible at all times over the course of this reaction.

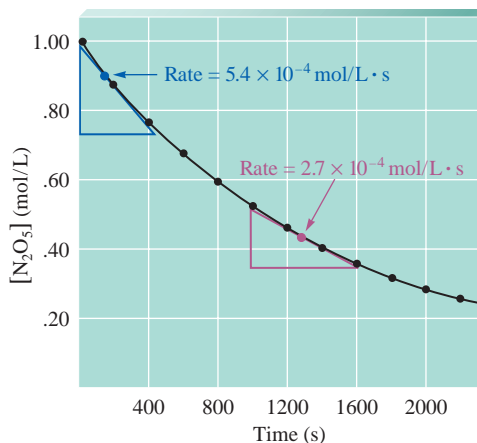
Evaluation of the reaction rates at concentrations of  $\text{N}_2\text{O}_5$  of 0.90 M and 0.45 M, by taking the slopes of the tangents to the curve at these points (see Fig. 12.3), yields the following data:

**Table 12.3** ► Concentration/Time Data for the Reaction  
 $2\text{N}_2\text{O}_5(\text{soln}) \rightarrow 4\text{NO}_2(\text{soln}) + \text{O}_2(\text{g})$  (at 45°C)

$[\text{N}_2\text{O}_5]$ (mol/L)	Time (s)
1.00	0
0.88	200
0.78	400
0.69	600
0.61	800
0.54	1000
0.48	1200
0.43	1400
0.38	1600
0.34	1800
0.30	2000

$[\text{N}_2\text{O}_5]$	Rate (mol/L · s)
0.90 M	$5.4 \times 10^{-4}$
0.45 M	$2.7 \times 10^{-4}$





**Figure 12.3**

A plot of the concentration of  $\text{N}_2\text{O}_5$  as a function of time for the reaction  $2\text{N}_2\text{O}_5(\text{soln}) \rightarrow 4\text{NO}_2(\text{soln}) + \text{O}_2(\text{g})$  (at  $45^\circ\text{C}$ ). Note that the reaction rate at  $[\text{N}_2\text{O}_5] = 0.90\text{ M}$  is twice that at  $[\text{N}_2\text{O}_5] = 0.45\text{ M}$ .

Note that when  $[\text{N}_2\text{O}_5]$  is halved, the rate is also halved. This means that the rate of this reaction depends on the concentration of  $\text{N}_2\text{O}_5$  to the *first power*. In other words, the (differential) rate law for this reaction is

$$\text{Rate} = -\frac{\Delta[\text{N}_2\text{O}_5]}{\Delta t} = k[\text{N}_2\text{O}_5]^1 = k[\text{N}_2\text{O}_5]$$

First order: rate =  $k[A]$ . Doubling the concentration of A doubles the reaction rate.

Thus the reaction is *first order* in  $\text{N}_2\text{O}_5$ . Note that for this reaction the order is *not* the same as the coefficient of  $\text{N}_2\text{O}_5$  in the balanced equation for the reaction. This reemphasizes the fact that the order of a particular reactant must be obtained by *observing* how the reaction rate depends on the concentration of that reactant.

We have seen that by determining the instantaneous rate at two different reactant concentrations, the rate law for the decomposition of  $\text{N}_2\text{O}_5$  is shown to have the form

$$\text{Rate} = -\frac{\Delta[A]}{\Delta t} = k[A]$$

where A represents  $\text{N}_2\text{O}_5$ .

## Method of Initial Rates

The value of the initial rate is determined for each experiment at the same value of  $t$  as close to  $t = 0$  as possible.

One common method for experimentally determining the form of the rate law for a reaction is the **method of initial rates**. The **initial rate** of a reaction is the instantaneous rate determined just after the reaction begins (just after  $t = 0$ ). The idea is to determine the instantaneous rate before the initial concentrations of reactants have changed significantly. Several experiments are carried out using different initial concentrations, and the initial rate is determined for each run. The results are then compared to see how the initial rate depends on the initial concentrations. This allows the form of the rate law to be determined. We will illustrate the method of initial rates using the following equation:

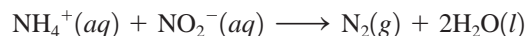


Table 12.4 gives initial rates obtained from three experiments involving different initial concentrations of reactants. The general form of the rate law for this reaction is

$$\text{Rate} = -\frac{\Delta[\text{NH}_4^+]}{\Delta t} = k[\text{NH}_4^+]^n[\text{NO}_2^-]^m$$

We can determine the values of  $n$  and  $m$  by observing how the initial rate depends on the initial concentrations of  $\text{NH}_4^+$  and  $\text{NO}_2^-$ . In Experiments 1 and 2, where the initial

**Table 12.4** ▶ Initial Rates from Three Experiments for the Reaction  
 $\text{NH}_4^+(\text{aq}) + \text{NO}_2^-(\text{aq}) \rightarrow \text{N}_2(\text{g}) + 2\text{H}_2\text{O}(\text{l})$

Experiment	Initial Concentration of $\text{NH}_4^+$	Initial Concentration of $\text{NO}_2^-$	Initial Rate (mol/L · s)
1	0.100 M	0.0050 M	$1.35 \times 10^{-7}$
2	0.100 M	0.010 M	$2.70 \times 10^{-7}$
3	0.200 M	0.010 M	$5.40 \times 10^{-7}$

concentration of  $\text{NH}_4^+$  remains the same but the initial concentration of  $\text{NO}_2^-$  doubles, the observed initial rate also doubles. Since

$$\text{Rate} = k[\text{NH}_4^+]^n[\text{NO}_2^-]^m$$

we have for Experiment 1

$$\text{Rate} = 1.35 \times 10^{-7} \text{ mol/L} \cdot \text{s} = k(0.100 \text{ mol/L})^n(0.0050 \text{ mol/L})^m$$

and for Experiment 2

$$\text{Rate} = 2.70 \times 10^{-7} \text{ mol/L} \cdot \text{s} = k(0.100 \text{ mol/L})^n(0.010 \text{ mol/L})^m$$

The ratio of these rates is

$$\begin{aligned} \frac{\text{Rate 2}}{\text{Rate 1}} &= \frac{2.70 \times 10^{-7} \text{ mol/L} \cdot \text{s}}{1.35 \times 10^{-7} \text{ mol/L} \cdot \text{s}} = \frac{k(0.100 \text{ mol/L})^n(0.010 \text{ mol/L})^m}{k(0.100 \text{ mol/L})^n(0.0050 \text{ mol/L})^m} \\ &= \frac{(0.010 \text{ mol/L})^m}{(0.0050 \text{ mol/L})^m} = (2.0)^m \end{aligned}$$

Rates 1, 2, and 3 were determined at the same value of  $t$  (very close to  $t = 0$ ).

Thus 
$$\frac{\text{Rate 2}}{\text{Rate 1}} = 2.00 = (2.0)^m$$

which means the value of  $m$  is 1. The rate law for this reaction is first order in the reactant  $\text{NO}_2^-$ .

A similar analysis of the results for Experiments 2 and 3 yields the ratio

$$\begin{aligned} \frac{\text{Rate 3}}{\text{Rate 2}} &= \frac{5.40 \times 10^{-7} \text{ mol/L} \cdot \text{s}}{2.70 \times 10^{-7} \text{ mol/L} \cdot \text{s}} = \frac{(0.200 \text{ mol/L})^n}{(0.100 \text{ mol/L})^n} \\ &= 2.00 = \left(\frac{0.200}{0.100}\right)^n = (2.00)^n \end{aligned}$$

The value of  $n$  is also 1.

We have shown that the values of  $n$  and  $m$  are both 1 and the rate law is

$$\text{Rate} = k[\text{NH}_4^+][\text{NO}_2^-]$$

This rate law is first order in both  $\text{NO}_2^-$  and  $\text{NH}_4^+$ . Note that it is merely a coincidence that  $n$  and  $m$  have the same values as the coefficients of  $\text{NH}_4^+$  and  $\text{NO}_2^-$  in the balanced equation for the reaction.

The **overall reaction order** is the sum of  $n$  and  $m$ . For this reaction,  $n + m = 2$ . The reaction is second order overall.

Overall reaction order is the sum of the orders for the various reactants.

The value of the rate constant  $k$  can now be calculated using the results of *any* of the three experiments shown in Table 12.4. From the data for Experiment 1, we know that

$$\begin{aligned}\text{Rate} &= k[\text{NH}_4^+][\text{NO}_2^-] \\ 1.35 \times 10^{-7} \text{ mol/L} \cdot \text{s} &= k(0.100 \text{ mol/L})(0.0050 \text{ mol/L})\end{aligned}$$

Then

$$k = \frac{1.35 \times 10^{-7} \text{ mol/L} \cdot \text{s}}{(0.100 \text{ mol/L})(0.0050 \text{ mol/L})} = 2.7 \times 10^{-4} \text{ L/mol} \cdot \text{s}$$

### EXAMPLE 12.1 Determining a Rate Law

The reaction between bromate ions and bromide ions in acidic aqueous solution is given by the equation

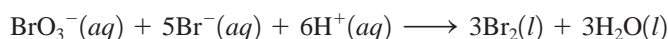


Table 12.5 gives the results from four experiments. Using these data, determine the orders for all three reactants, the overall reaction order, and the value of the rate constant.

#### Solution

The general form of the rate law for this reaction is

$$\text{Rate} = k[\text{BrO}_3^-]^n[\text{Br}^-]^m[\text{H}^+]^p$$

We can determine the values of  $n$ ,  $m$ , and  $p$  by comparing the rates from the various experiments. To determine the value of  $n$ , we use the results from Experiments 1 and 2, in which only  $[\text{BrO}_3^-]$  changes:

$$\begin{aligned}\frac{\text{Rate 2}}{\text{Rate 1}} &= \frac{1.6 \times 10^{-3} \text{ mol/L} \cdot \text{s}}{8.0 \times 10^{-4} \text{ mol/L} \cdot \text{s}} = \frac{k(0.20 \text{ mol/L})^n(0.10 \text{ mol/L})^m(0.10 \text{ mol/L})^p}{k(0.10 \text{ mol/L})^n(0.10 \text{ mol/L})^m(0.10 \text{ mol/L})^p} \\ 2.0 &= \left(\frac{0.20 \text{ mol/L}}{0.10 \text{ mol/L}}\right)^n = (2.0)^n\end{aligned}$$

Thus  $n$  is equal to 1.

To determine the value of  $m$ , we use the results from Experiments 2 and 3, in which only  $[\text{Br}^-]$  changes:

$$\begin{aligned}\frac{\text{Rate 3}}{\text{Rate 2}} &= \frac{3.2 \times 10^{-3} \text{ mol/L} \cdot \text{s}}{1.6 \times 10^{-3} \text{ mol/L} \cdot \text{s}} = \frac{k(0.20 \text{ mol/L})^n(0.20 \text{ mol/L})^m(0.10 \text{ mol/L})^p}{k(0.20 \text{ mol/L})^n(0.10 \text{ mol/L})^m(0.10 \text{ mol/L})^p} \\ 2.0 &= \left(\frac{0.20 \text{ mol/L}}{0.10 \text{ mol/L}}\right)^m = (2.0)^m\end{aligned}$$

Thus  $m$  is equal to 1.

**Table 12.5** ▶ The Results from Four Experiments to Study the Reaction  $\text{BrO}_3^-(aq) + 5\text{Br}^-(aq) + 6\text{H}^+(aq) \rightarrow 3\text{Br}_2(l) + 3\text{H}_2\text{O}(l)$

Experiment	Initial Concentration of $\text{BrO}_3^-$ (mol/L)	Initial Concentration of $\text{Br}^-$ (mol/L)	Initial Concentration of $\text{H}^+$ (mol/L)	Measured Initial Rate (mol/L · s)
1	0.10	0.10	0.10	$8.0 \times 10^{-4}$
2	0.20	0.10	0.10	$1.6 \times 10^{-3}$
3	0.20	0.20	0.10	$3.2 \times 10^{-3}$
4	0.10	0.10	0.20	$3.2 \times 10^{-3}$

To determine the value of  $p$ , we use the results from Experiments 1 and 4, in which  $[\text{BrO}_3^-]$  and  $[\text{Br}^-]$  are constant but  $[\text{H}^+]$  differs:

$$\begin{aligned}\frac{\text{Rate 4}}{\text{Rate 1}} &= \frac{3.2 \times 10^{-3} \text{ mol/L} \cdot \text{s}}{8.0 \times 10^{-4} \text{ mol/L} \cdot \text{s}} = \frac{k(0.10 \text{ mol/L})^n(0.10 \text{ mol/L})^m(0.20 \text{ mol/L})^p}{k(0.10 \text{ mol/L})^n(0.10 \text{ mol/L})^m(0.10 \text{ mol/L})^p} \\ 4.0 &= \left(\frac{0.20 \text{ mol/L}}{0.10 \text{ mol/L}}\right)^p \\ 4.0 &= (2.0)^p = (2.0)^2\end{aligned}$$

Thus  $p$  is equal to 2.

The rate of this reaction is first order in  $\text{BrO}_3^-$  and  $\text{Br}^-$  and second order in  $\text{H}^+$ . The overall reaction order is  $n + m + p = 4$ .

The rate law can now be written

$$\text{Rate} = k[\text{BrO}_3^-][\text{Br}^-][\text{H}^+]^2$$

The value of the rate constant  $k$  can be calculated from the results of any of the four experiments. For Experiment 1, the initial rate is  $8.0 \times 10^{-4} \text{ mol/L} \cdot \text{s}$  and  $[\text{BrO}_3^-] = 0.100 \text{ M}$ ,  $[\text{Br}^-] = 0.10 \text{ M}$ , and  $[\text{H}^+] = 0.10 \text{ M}$ . Using these values in the rate law gives

$$\begin{aligned}8.0 \times 10^{-4} \text{ mol/L} \cdot \text{s} &= k(0.10 \text{ mol/L})(0.10 \text{ mol/L})(0.10 \text{ mol/L})^2 \\ 8.0 \times 10^{-4} \text{ mol/L} \cdot \text{s} &= k(1.0 \times 10^{-4} \text{ mol}^4/\text{L}^4) \\ k &= \frac{8.0 \times 10^{-4} \text{ mol/L} \cdot \text{s}}{1.0 \times 10^{-4} \text{ mol}^4/\text{L}^4} = 8.0 \text{ L}^3/\text{mol}^3 \cdot \text{s}\end{aligned}$$

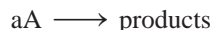
**Reality Check:** Verify that the same value of  $k$  can be obtained from the results of the other experiments.

SEE EXERCISES 12.27 THROUGH 12.30

## 12.4 ► The Integrated Rate Law

The rate laws we have considered so far express the rate as a function of the reactant concentrations. It is also useful to be able to express the reactant concentrations as a function of time, given the (differential) rate law for the reaction. In this section we show how this is done.

We will proceed by first looking at reactions involving a single reactant:



all of which have a rate law of the form

$$\text{Rate} = -\frac{\Delta[\text{A}]}{\Delta t} = k[\text{A}]^n$$

We will develop the integrated rate laws individually for the cases  $n = 1$  (first order),  $n = 2$  (second order), and  $n = 0$  (zero order).

### First-Order Rate Laws

For the reaction



we have found that the rate law is

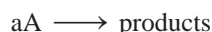
$$\text{Rate} = -\frac{\Delta[\text{N}_2\text{O}_5]}{\Delta t} = k[\text{N}_2\text{O}_5]$$

Since the rate of this reaction depends on the concentration of  $\text{N}_2\text{O}_5$  to the first power, it is a **first-order reaction**. This means that if the concentration of  $\text{N}_2\text{O}_5$  in a flask were suddenly doubled, the rate of production of  $\text{NO}_2$  and  $\text{O}_2$  also would double. This rate law can be put into a different form using a calculus operation known as integration, which yields the expression

$$\ln[\text{N}_2\text{O}_5] = -kt + \ln[\text{N}_2\text{O}_5]_0$$

where  $\ln$  indicates the natural logarithm,  $t$  is the time,  $[\text{N}_2\text{O}_5]$  is the concentration of  $\text{N}_2\text{O}_5$  at time  $t$ , and  $[\text{N}_2\text{O}_5]_0$  is the initial concentration of  $\text{N}_2\text{O}_5$  (at  $t = 0$ , the start of the experiment). Note that such an equation, called the *integrated rate law*, expresses the *concentration of the reactant as a function of time*.

For a chemical reaction of the form



where the kinetics are first order in  $[A]$ , the rate law is

$$\text{Rate} = -\frac{\Delta[A]}{\Delta t} = k[A]$$

and the **integrated first-order rate law** is

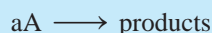
$$\ln[A] = -kt + \ln[A]_0 \quad (12.2)$$

There are several important things to note about Equation (12.2):

1. The equation shows how the concentration of  $A$  depends on time. If the initial concentration of  $A$  and the rate constant  $k$  are known, the concentration of  $A$  at any time can be calculated.
2. Equation (12.2) is of the form  $y = mx + b$ , where a plot of  $y$  versus  $x$  is a straight line with slope  $m$  and intercept  $b$ . In Equation (12.2),

$$y = \ln[A] \quad x = t \quad m = -k \quad b = \ln[A]_0$$

Thus, for a first-order reaction, plotting the natural logarithm of concentration versus time always gives a straight line. This fact is often used to test whether a reaction is first order. For the reaction



the reaction is first order in  $A$  if a plot of  $\ln[A]$  versus  $t$  is a straight line. Conversely, if this plot is not a straight line, the reaction is not first order in  $A$ .

3. This integrated rate law for a first-order reaction also can be expressed in terms of a ratio of  $[A]$  and  $[A]_0$  as follows:

$$\ln\left(\frac{[A]_0}{[A]}\right) = kt$$

Appendix 1.2 contains a review of logarithms.

An integrated rate law relates concentration to reaction time.

For a first-order reaction, a plot of  $\ln[A]$  versus  $t$  is always a straight line.

## EXAMPLE 12.2 First-Order Rate Laws I

The decomposition of  $\text{N}_2\text{O}_5$  in the gas phase was studied at constant temperature.



The following results were collected:

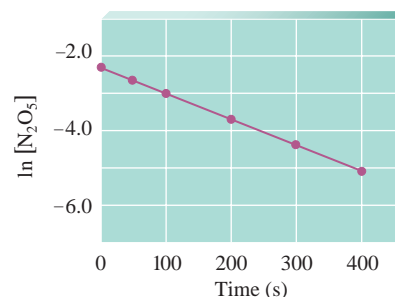
$[\text{N}_2\text{O}_5]$ (mol/L)	Time (s)
0.1000	0
0.0707	50
0.0500	100
0.0250	200
0.0125	300
0.00625	400

Using these data, verify that the rate law is first order in  $[\text{N}_2\text{O}_5]$ , and calculate the value of the rate constant, where the rate =  $-\Delta[\text{N}_2\text{O}_5]/\Delta t$ .

### Solution

We can verify that the rate law is first order in  $[\text{N}_2\text{O}_5]$  by constructing a plot of  $\ln[\text{N}_2\text{O}_5]$  versus time.

$\ln[\text{N}_2\text{O}_5]$	Time (s)
-2.303	0
-2.649	50
-2.996	100
-3.689	200
-4.382	300
-5.075	400



The values of  $\ln[\text{N}_2\text{O}_5]$  at various times are given in the table above and shown in the plot of  $\ln[\text{N}_2\text{O}_5]$ . The fact that the plot is a straight line confirms that the reaction is first order in  $\text{N}_2\text{O}_5$ , since it follows the equation  $\ln[\text{N}_2\text{O}_5] = -kt + \ln[\text{N}_2\text{O}_5]_0$ .

Since the reaction is first order, the slope of the line equals  $-k$ , where

$$\text{Slope} = \frac{\text{change in } y}{\text{change in } x} = \frac{\Delta y}{\Delta x} = \frac{\Delta(\ln[\text{N}_2\text{O}_5])}{\Delta t}$$

Since the first and last points are exactly on the line, we will use these points to calculate the slope:

$$\begin{aligned} \text{Slope} &= \frac{-5.075 - (-2.303)}{400. \text{ s} - 0 \text{ s}} = \frac{-2.772}{400. \text{ s}} = -6.93 \times 10^{-3} \text{ s}^{-1} \\ k &= -(\text{slope}) = 6.93 \times 10^{-3} \text{ s}^{-1} \end{aligned}$$

SEE EXERCISE 12.33

### EXAMPLE 12.3

### First-Order Rate Laws II

Using the data given in Example 12.2, calculate  $[\text{N}_2\text{O}_5]$  at 150 s after the start of the reaction.

### Solution

We know from Example 12.2 that  $[\text{N}_2\text{O}_5] = 0.0500 \text{ mol/L}$  at 100 s and  $[\text{N}_2\text{O}_5] = 0.0250 \text{ mol/L}$  at 200 s. Since 150 s is halfway between 100 and 200 s, it is tempting to assume that we can simply use an arithmetic average to obtain  $[\text{N}_2\text{O}_5]$  at that time. This is incorrect

because it is  $\ln[\text{N}_2\text{O}_5]$ , not  $[\text{N}_2\text{O}_5]$ , that is directly proportional to  $t$ . To calculate  $[\text{N}_2\text{O}_5]$  after 150 s, we use Equation (12.2):

$$\ln[\text{N}_2\text{O}_5] = -kt + \ln[\text{N}_2\text{O}_5]_0$$

where  $t = 150. \text{ s}$ ,  $k = 6.93 \times 10^{-3} \text{ s}^{-1}$  (as determined in Example 12.2), and  $[\text{N}_2\text{O}_5]_0 = 0.1000 \text{ mol/L}$ .

$$\begin{aligned} \ln([\text{N}_2\text{O}_5]_{t=150}) &= -(6.93 \times 10^{-3} \text{ s}^{-1})(150. \text{ s}) + \ln(0.100) \\ &= -1.040 - 2.303 = -3.343 \end{aligned}$$

$$[\text{N}_2\text{O}_5]_{t=150} = \text{antilog}(-3.343) = 0.0353 \text{ mol/L}$$

Note that this value of  $[\text{N}_2\text{O}_5]$  is *not* halfway between 0.0500 and 0.0250 mol/L.

The antilog operation means to exponentiate (see Appendix 1.2).

SEE EXERCISE 12.33

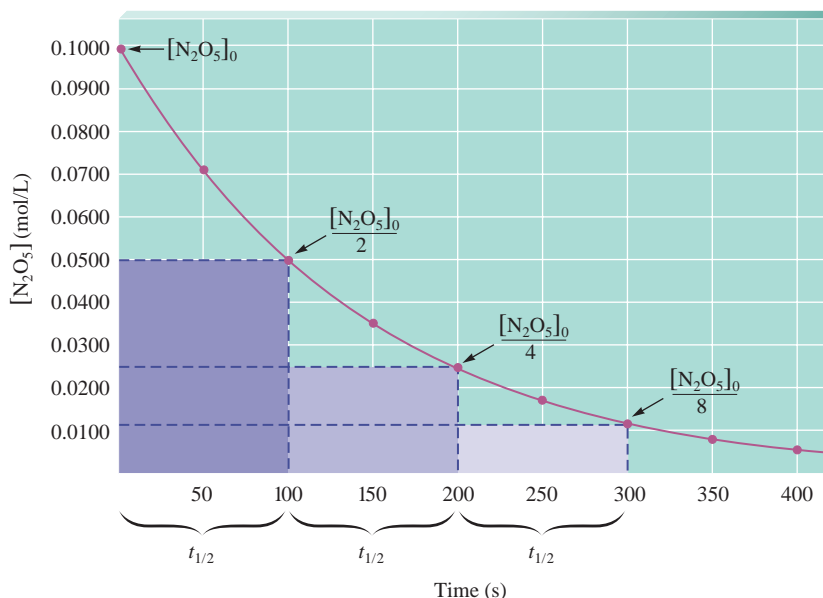
## Half-Life of a First-Order Reaction

The time required for a reactant to reach half its original concentration is called the **half-life of a reactant** and is designated by the symbol  $t_{1/2}$ . For example, we can calculate the half-life of the decomposition reaction discussed in Example 12.2. The data plotted in Fig. 12.4 show that the half-life for this reaction is 100 seconds. We can see this by considering the following numbers:

$[\text{N}_2\text{O}_5]$ (mol/L)	$t$ (s)
0.100	0
0.0500	100
0.0250	200
0.0125	300

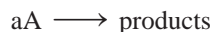
$\left. \begin{array}{l} 0 \\ 100 \end{array} \right\} \Delta t = 100 \text{ s};$	$\frac{[\text{N}_2\text{O}_5]_{t=100}}{[\text{N}_2\text{O}_5]_{t=0}} = \frac{0.050}{0.100} = \frac{1}{2}$
$\left. \begin{array}{l} 100 \\ 200 \end{array} \right\} \Delta t = 100 \text{ s};$	$\frac{[\text{N}_2\text{O}_5]_{t=200}}{[\text{N}_2\text{O}_5]_{t=100}} = \frac{0.025}{0.050} = \frac{1}{2}$
$\left. \begin{array}{l} 200 \\ 300 \end{array} \right\} \Delta t = 100 \text{ s};$	$\frac{[\text{N}_2\text{O}_5]_{t=300}}{[\text{N}_2\text{O}_5]_{t=200}} = \frac{0.0125}{0.0250} = \frac{1}{2}$



**Figure 12.4**  
A plot of  $[\text{N}_2\text{O}_5]$  versus time for the decomposition reaction of  $\text{N}_2\text{O}_5$ .

Note that it *always* takes 100 seconds for  $[\text{N}_2\text{O}_3]$  to be halved in this reaction.

A general formula for the half-life of a first-order reaction can be derived from the integrated rate law for the general reaction



If the reaction is first order in  $[\text{A}]$ ,

$$\ln\left(\frac{[\text{A}]_0}{[\text{A}]}\right) = kt$$

By definition, when  $t = t_{1/2}$ ,

$$[\text{A}] = \frac{[\text{A}]_0}{2}$$

Then, for  $t = t_{1/2}$ , the integrated rate law becomes

$$\ln\left(\frac{[\text{A}]_0}{[\text{A}]_0/2}\right) = kt_{1/2}$$

or

$$\ln(2) = kt_{1/2}$$

Substituting the value of  $\ln(2)$  and solving for  $t_{1/2}$  gives

$$t_{1/2} = \frac{0.693}{k} \quad (12.3)$$

For a first-order reaction,  $t_{1/2}$  is independent of the initial concentration.

This is the *general equation for the half-life of a first-order reaction*. Equation (12.3) can be used to calculate  $t_{1/2}$  if  $k$  is known or  $k$  if  $t_{1/2}$  is known. Note that for a first-order reaction, *the half-life does not depend on concentration*.

### EXAMPLE 12.4

### Half-Life for a First-Order Reaction

A certain first-order reaction has a half-life of 20.0 minutes.

- Calculate the rate constant for this reaction.
- How much time is required for this reaction to be 75% complete?

#### Solution

- Solving Equation (12.3) for  $k$  gives

$$k = \frac{0.693}{t_{1/2}} = \frac{0.693}{20.0 \text{ min}} = 3.47 \times 10^{-2} \text{ min}^{-1}$$

- We use the integrated rate law in the form

$$\ln\left(\frac{[\text{A}]_0}{[\text{A}]}\right) = kt$$

If the reaction is 75% complete, 75% of the reactant has been consumed, leaving 25% in the original form:

$$\frac{[\text{A}]}{[\text{A}]_0} \times 100\% = 25\%$$

This means that

$$\frac{[\text{A}]}{[\text{A}]_0} = 0.25 \quad \text{or} \quad \frac{[\text{A}]_0}{[\text{A}]} = \frac{1}{0.25} = 4.0$$



$$\text{Then} \quad \ln\left(\frac{[A]_0}{[A]}\right) = \ln(4.0) = kt = \left(\frac{3.47 \times 10^{-2}}{\text{min}}\right)t$$

$$\text{and} \quad t = \frac{\ln(4.0)}{\frac{3.47 \times 10^{-2}}{\text{min}}} = 40. \text{ min}$$

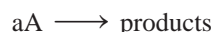
Thus it takes 40. minutes for this particular reaction to reach 75% completion.

Let's consider another way of solving this problem using the definition of half-life. After one half-life the reaction has gone 50% to completion. If the initial concentration were 1.0 mol/L, after one half-life the concentration would be 0.50 mol/L. One more half-life would produce a concentration of 0.25 mol/L. Comparing 0.25 mol/L with the original 1.0 mol/L shows that 25% of the reactant is left after two half-lives. This is a general result. (What percentage of reactant remains after three half-lives?) Two half-lives for this reaction is 2(20.0 min), or 40.0 min, which agrees with the preceding answer.

**SEE EXERCISES 12.34 AND 12.45 THROUGH 12.48**

## Second-Order Rate Laws

For a general reaction involving a single reactant, that is,



that is second order in A, the rate law is

$$\text{Rate} = -\frac{\Delta[A]}{\Delta t} = k[A]^2 \quad (12.4)$$

The **integrated second-order rate law** has the form

$$\frac{1}{[A]} = kt + \frac{1}{[A]_0} \quad (12.5)$$

Note the following characteristics of Equation (12.5):

1. A plot of  $1/[A]$  versus  $t$  will produce a straight line with a slope equal to  $k$ .
2. Equation (12.5) shows how  $[A]$  depends on time and can be used to calculate  $[A]$  at any time  $t$ , provided  $k$  and  $[A]_0$  are known.

When one half-life of the second-order reaction has elapsed ( $t = t_{1/2}$ ), by definition,

$$[A] = \frac{[A]_0}{2}$$

Equation (12.5) then becomes

$$\begin{aligned} \frac{1}{\frac{[A]_0}{2}} &= kt_{1/2} + \frac{1}{[A]_0} \\ \frac{2}{[A]_0} - \frac{1}{[A]_0} &= kt_{1/2} \\ \frac{1}{[A]_0} &= kt_{1/2} \end{aligned}$$

Solving for  $t_{1/2}$  gives *the expression for the half-life of a second-order reaction*:

$$t_{1/2} = \frac{1}{k[A]_0} \quad (12.6)$$

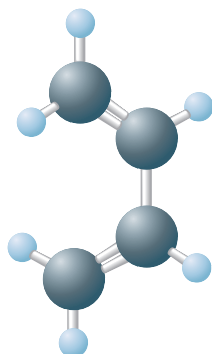
Second order: rate =  $k[A]^2$ . Doubling the concentration of A quadruples the reaction rate; tripling the concentration of A increases the rate by nine times.

For second-order reactions, a plot of  $1/[A]$  versus  $t$  will be linear.

## EXAMPLE 12.5

## Determining Rate Laws

When two identical molecules combine, the resulting molecule is called a *dimer*.

Butadiene (C<sub>4</sub>H<sub>6</sub>)

Butadiene reacts to form its dimer according to the equation



The following data were collected for this reaction at a given temperature:

[C <sub>4</sub> H <sub>6</sub> ] (mol/L)	Time (±1 s)
0.01000	0
0.00625	1000
0.00476	1800
0.00370	2800
0.00313	3600
0.00270	4400
0.00241	5200
0.00208	6200

- Is this reaction first order or second order?
- What is the value of the rate constant for the reaction?
- What is the half-life for the reaction under the conditions of this experiment?

## Solution

- To decide whether the rate law for this reaction is first order or second order, we must see whether the plot of  $\ln[\text{C}_4\text{H}_6]$  versus time is a straight line (first order) or the plot of  $1/[\text{C}_4\text{H}_6]$  versus time is a straight line (second order). The data necessary to make these plots are as follows:

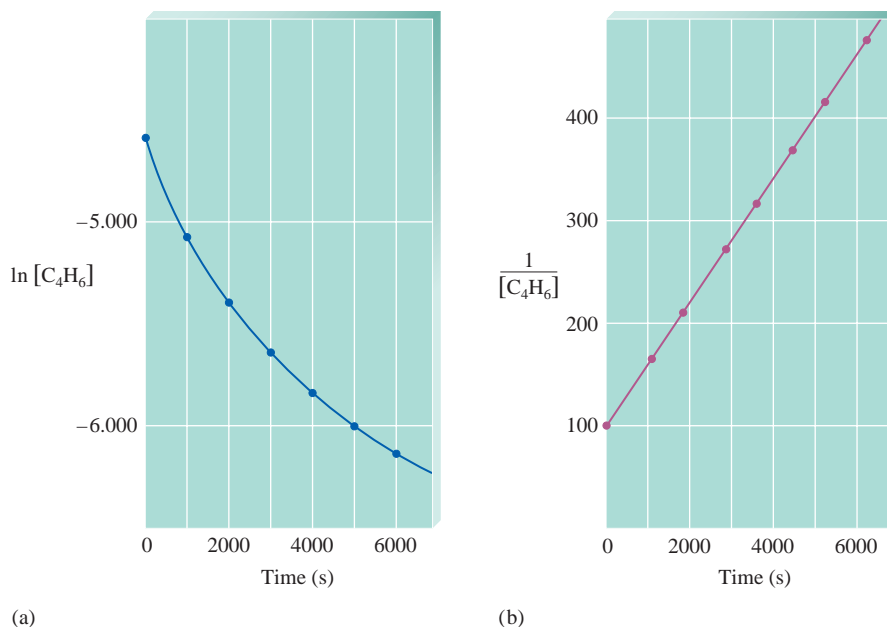
$t$ (s)	$\frac{1}{[\text{C}_4\text{H}_6]}$	$\ln[\text{C}_4\text{H}_6]$
0	100	-4.605
1000	160	-5.075
1800	210	-5.348
2800	270	-5.599
3600	320	-5.767
4400	370	-5.915
5200	415	-6.028
6200	481	-6.175

The resulting plots are shown in Fig. 12.5. Since the  $\ln[\text{C}_4\text{H}_6]$  versus  $t$  plot [Fig. 12.5(a)] is not a straight line, the reaction is *not* first order. The reaction is, however, second order, as shown by the linearity of the  $1/[\text{C}_4\text{H}_6]$  versus  $t$  plot [Fig. 12.5(b)]. Thus we can now write the rate law for this second-order reaction:

$$\text{Rate} = -\frac{\Delta[\text{C}_4\text{H}_6]}{\Delta t} = k[\text{C}_4\text{H}_6]^2$$

- For a second-order reaction, a plot of  $1/[\text{C}_4\text{H}_6]$  versus  $t$  produces a straight line of slope  $k$ . In terms of the standard equation for a straight line,  $y = mx + b$ , we have  $y = 1/[\text{C}_4\text{H}_6]$  and  $x = t$ . Thus the slope of the line can be expressed as follows:

$$\text{Slope} = \frac{\Delta y}{\Delta x} = \frac{\Delta\left(\frac{1}{[\text{C}_4\text{H}_6]}\right)}{\Delta t}$$

**Figure 12.5**

(a) A plot of  $\ln[C_4H_6]$  versus  $t$ . (b) A plot of  $1/[C_4H_6]$  versus  $t$ .

(a)

(b)

Using the points at  $t = 0$  and  $t = 6200$ , we can find the rate constant for the reaction:

$$k = \text{slope} = \frac{(481 - 100) \text{ L/mol}}{(6200. - 0) \text{ s}} = \frac{381}{6200} \text{ L/mol} \cdot \text{s} = 6.14 \times 10^{-2} \text{ L/mol} \cdot \text{s}$$

c. The expression for the half-life of a second-order reaction is

$$t_{1/2} = \frac{1}{k[A]_0}$$

In this case  $k = 6.14 \times 10^{-2} \text{ L/mol} \cdot \text{s}$  (from part b) and  $[A]_0 = [C_4H_6]_0 = 0.01000 \text{ M}$  (the concentration at  $t = 0$ ). Thus

$$t_{1/2} = \frac{1}{(6.14 \times 10^{-2} \text{ L/mol} \cdot \text{s})(1.000 \times 10^{-2} \text{ mol/L})} = 1.63 \times 10^3 \text{ s}$$

The initial concentration of  $C_4H_6$  is halved in 1630 s.

**SEE EXERCISES 12.35, 12.36, 12.49, AND 12.50**

For a second-order reaction,  $t_{1/2}$  is dependent on  $[A]_0$ . For a first-order reaction,  $t_{1/2}$  is independent of  $[A]_0$ .

It is important to recognize the difference between the half-life for a first-order reaction and the half-life for a second-order reaction. For a second-order reaction,  $t_{1/2}$  depends on both  $k$  and  $[A]_0$ ; for a first-order reaction,  $t_{1/2}$  depends only on  $k$ . For a first-order reaction, a constant time is required to reduce the concentration of the reactant by half, and then by half again, and so on, as the reaction proceeds. From Example 12.5 we can see that this is *not* true for a second-order reaction. For that second-order reaction, we found that the first half-life (the time required to go from  $[C_4H_6] = 0.010 \text{ M}$  to  $[C_4H_6] = 0.0050 \text{ M}$ ) is 1630 seconds. We can estimate the second half-life from the concentration data as a function of time. Note that to reach  $0.0024 \text{ M } C_4H_6$  (approximately  $0.0050/2$ ) requires 5200 seconds of reaction time. Thus to get from  $0.0050 \text{ M } C_4H_6$  to  $0.0024 \text{ M } C_4H_6$  takes 3570 seconds ( $5200 - 1630$ ). The second half-life is much longer than the first. This pattern is characteristic of second-order reactions. In fact, *for a second-order reaction, each successive half-life is double the preceding one* (provided the effects of the reverse reaction

For each successive half-life,  $[A]_0$  is halved. Since  $t_{1/2} = 1/k[A]_0$ ,  $t_{1/2}$  doubles.

can be ignored, as we are assuming here). Prove this to yourself by examining the equation  $t_{1/2} = 1/(k[A]_0)$ .

## Zero-Order Rate Laws

Most reactions involving a single reactant show either first-order or second-order kinetics. However, sometimes such a reaction can be a **zero-order reaction**. The rate law for a zero-order reaction is

$$\text{Rate} = k[A]^0 = k(1) = k$$

A zero-order reaction has a constant rate.

For a zero-order reaction, the rate is constant. It does not change with concentration as it does for first-order or second-order reactions.

The **integrated rate law for a zero-order reaction** is

$$[A] = -kt + [A]_0 \quad (12.7)$$

In this case a plot of  $[A]$  versus  $t$  gives a straight line of slope  $-k$ , as shown in Fig. 12.6.

The expression for the half-life of a zero-order reaction can be obtained from the integrated rate law. By definition,  $[A] = [A]_0/2$  when  $t = t_{1/2}$ , so

$$\frac{[A]_0}{2} = -kt_{1/2} + [A]_0$$

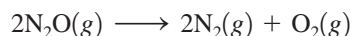
or

$$kt_{1/2} = \frac{[A]_0}{2k}$$

Solving for  $t_{1/2}$  gives

$$t_{1/2} = \frac{[A]_0}{2k} \quad (12.8)$$

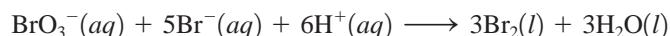
Zero-order reactions are most often encountered when a substance such as a metal surface or an enzyme is required for the reaction to occur. For example, the decomposition reaction



occurs on a hot platinum surface. When the platinum surface is completely covered with  $\text{N}_2\text{O}$  molecules, an increase in the concentration of  $\text{N}_2\text{O}$  has no effect on the rate, since only those  $\text{N}_2\text{O}$  molecules on the surface can react. Under these conditions, *the rate is a constant* because it is controlled by what happens on the platinum surface rather than by the total concentration of  $\text{N}_2\text{O}$ , as illustrated in Fig. 12.7. This reaction also can occur at high temperatures with no platinum surface present, but under these conditions, it is not zero order.

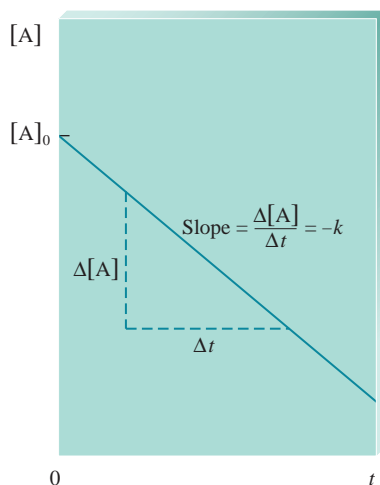
## Integrated Rate Laws for Reactions with More Than One Reactant

So far we have considered the integrated rate laws for simple reactions with only one reactant. Special techniques are required to deal with more complicated reactions. Let's consider the reaction



From experimental evidence we know that the rate law is

$$\text{Rate} = -\frac{\Delta[\text{BrO}_3^-]}{\Delta t} = k[\text{BrO}_3^-][\text{Br}^-][\text{H}^+]^2$$

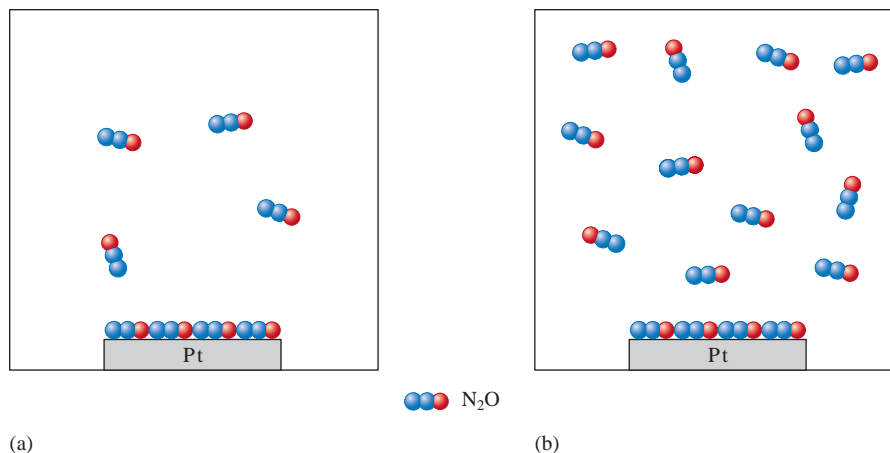


**Figure 12.6**

A plot of  $[A]$  versus  $t$  for a zero-order reaction.

**Figure 12.7**

The decomposition reaction  $2\text{N}_2\text{O}(g) \rightarrow 2\text{N}_2(g) + \text{O}_2(g)$  takes place on a platinum surface. Although  $[\text{N}_2\text{O}]$  is twice as great in (b) as in (a), the rate of decomposition of  $\text{N}_2\text{O}$  is the same in both cases because the platinum surface can accommodate only a certain number of molecules. As a result, this reaction is zero order.



Suppose we run this reaction under conditions where  $[\text{BrO}_3^-]_0 = 1.0 \times 10^{-3} \text{ M}$ ,  $[\text{Br}^-]_0 = 1.0 \text{ M}$ , and  $[\text{H}^+]_0 = 1.0 \text{ M}$ . As the reaction proceeds,  $[\text{BrO}_3^-]$  decreases significantly, but because the  $\text{Br}^-$  ion and  $\text{H}^+$  ion concentrations are so large initially, relatively little of these two reactants is consumed. Thus  $[\text{Br}^-]$  and  $[\text{H}^+]$  remain *approximately constant*. In other words, under the conditions where the  $\text{Br}^-$  ion and  $\text{H}^+$  ion concentrations are much larger than the  $\text{BrO}_3^-$  ion concentration, we can assume that throughout the reaction

$$[\text{Br}^-] = [\text{Br}^-]_0 \quad \text{and} \quad [\text{H}^+] = [\text{H}^+]_0$$

This means that the rate law can be written

$$\text{Rate} = k[\text{Br}^-]_0[\text{H}^+]_0^2[\text{BrO}_3^-] = k'[\text{BrO}_3^-]$$

where, since  $[\text{Br}^-]_0$  and  $[\text{H}^+]_0$  are constant,

$$k' = k[\text{Br}^-]_0[\text{H}^+]_0^2$$

The rate law

$$\text{Rate} = k'[\text{BrO}_3^-]$$

is first order. However, since this law was obtained by simplifying a more complicated one, it is called a **pseudo-first-order rate law**. Under the conditions of this experiment, a plot of  $\ln[\text{BrO}_3^-]$  versus  $t$  will give a straight line where the slope is equal to  $-k'$ . Since  $[\text{Br}^-]_0$  and  $[\text{H}^+]_0$  are known, the value of  $k$  can be calculated from the equation

$$k' = k[\text{Br}^-]_0[\text{H}^+]_0^2$$

which can be rearranged to give

$$k = \frac{k'}{[\text{Br}^-]_0[\text{H}^+]_0^2}$$

Note that the kinetics of complicated reactions can be studied by observing the behavior of one reactant at a time. If the concentration of one reactant is much smaller than the concentrations of the others, then the amounts of those reactants present in large concentrations will not change significantly and can be regarded as constant. The change in concentration with time of the reactant present in a relatively small amount can then be used to determine the order of the reaction in that component. This technique allows us to determine rate laws for complex reactions.

### Let's Review

#### Rate Laws: A Summary

- To simplify the rate laws for reactions, we have always assumed that the rate is being studied under conditions where only the forward reaction is important. This produces rate laws that contain only reactant concentrations.
- There are two types of rate laws.
  - The *differential rate law* (often called the *rate law*) shows how the rate depends on the concentrations. The forms of the rate laws for zero-order, first-order, and second-order kinetics of reactions with single reactants are shown in Table 12.6.
  - The *integrated rate law* shows how concentration depends on time. The integrated rate laws corresponding to zero-order, first-order, and second-order kinetics of one-reactant reactions are given in Table 12.6.
- Whether we determine the differential rate law or the integrated rate law depends on the type of data that can be collected conveniently and accurately. Once we have experimentally determined either type of rate law, we can write the other for a given reaction.
- The most common method for experimentally determining the differential rate law is the method of initial rates. In this method several experiments are run at different initial concentrations and the instantaneous rates are determined for each at the same value of  $t$  (as close to  $t = 0$  as possible). The point is to evaluate the rate before the concentrations change significantly from the initial values. From a comparison of the initial rates and the initial concentrations the dependence of the rate on the concentrations of various reactants can be obtained—that is, the order in each reactant can be determined.
- To experimentally determine the integrated rate law for a reaction, concentrations are measured at various values of  $t$  as the reaction proceeds. Then the job is to see which integrated rate law correctly fits the data. Typically this is done visually by ascertaining which type of plot gives a straight line. A summary for one-reactant reactions is given in Table 12.6. Once the correct straight-line plot is found, the correct integrated rate law can be chosen and the value of  $k$  obtained from the slope. Also, the (differential) rate law for the reaction can then be written.
- The integrated rate law for a reaction that involves several reactants can be treated by choosing conditions such that the concentration of only one reactant varies in a given experiment. This is done by having the concentration of one reactant remain small compared with the concentrations of all the others, causing a rate law such as

$$\text{Rate} = k[\text{A}]^n[\text{B}]^m[\text{C}]^p$$

to reduce to

$$\text{Rate} = k'[\text{A}]^n$$

where  $k' = k[\text{B}]_0^m[\text{C}]_0^p$  and  $[\text{B}]_0 \gg [\text{A}]_0$  and  $[\text{C}]_0 \gg [\text{A}]_0$ . The value of  $n$  is obtained by determining whether a plot of  $[\text{A}]$  versus  $t$  is linear ( $n = 0$ ), a plot of  $\ln[\text{A}]$  versus  $t$  is linear ( $n = 1$ ), or a plot of  $1/[\text{A}]$  versus  $t$  is linear ( $n = 2$ ). The value of  $k'$  is determined from the slope of the appropriate plot. The values of  $m$ ,  $p$ , and  $k$  can be found by determining the value of  $k'$  at several different concentrations of B and C.

**Table 12.6** Summary of the Kinetics for Reactions of the Type  $aA \rightarrow$  Products That Are Zero, First, or Second Order in  $[A]$ 

	Order		
	Zero	First	Second
Rate Law:	Rate = $k$	Rate = $k[A]$	Rate = $k[A]^2$
Integrated Rate Law:	$[A] = -kt + [A]_0$	$\ln[A] = -kt + \ln[A]_0$	$\frac{1}{[A]} = kt + \frac{1}{[A]_0}$
Plot Needed to Give a Straight Line:	$[A]$ versus $t$	$\ln[A]$ versus $t$	$\frac{1}{[A]}$ versus $t$
Relationship of Rate Constant to the Slope of Straight Line:	Slope = $-k$	Slope = $-k$	Slope = $k$
Half-Life:	$t_{1/2} = \frac{[A]_0}{2k}$	$t_{1/2} = \frac{0.693}{k}$	$t_{1/2} = \frac{1}{k[A]_0}$

## 12.5 Reaction Mechanisms

Most chemical reactions occur by a *series of steps* called the **reaction mechanism**. To understand a reaction, we must know its mechanism, and one of the main purposes for studying kinetics is to learn as much as possible about the steps involved in a reaction. In this section we explore some of the fundamental characteristics of reaction mechanisms.

Consider the reaction between nitrogen dioxide and carbon monoxide:



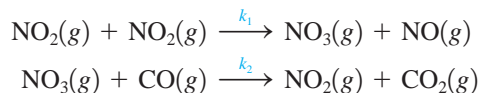
The rate law for this reaction is known from experiment to be

$$\text{Rate} = k[\text{NO}_2]^2$$

A balanced equation does not tell us *how* the reactants become products.

As we will see below, this reaction is more complicated than it appears from the balanced equation. This is quite typical; the balanced equation for a reaction tells us the reactants, the products, and the stoichiometry but gives no direct information about the reaction mechanism.

For the reaction between nitrogen dioxide and carbon monoxide, the mechanism is thought to involve the following steps:



An intermediate is formed in one step and used up in a subsequent step and so is never seen as a product.

where  $k_1$  and  $k_2$  are the rate constants of the individual reactions. In this mechanism, gaseous  $\text{NO}_3$  is an **intermediate**, a species that is neither a reactant nor a product but that is formed and consumed during the reaction sequence. This reaction is illustrated in Fig. 12.8.

Step 1



Step 2



**Figure 12.8**

A molecular representation of the elementary steps in the reaction of  $\text{NO}_2$  and  $\text{CO}$ .

Table 12.7 ▶ Examples of Elementary Steps

Elementary Step	Molecularity	Rate Law
$A \rightarrow \text{products}$	Unimolecular	Rate = $k[A]$
$A + A \rightarrow \text{products}$ ( $2A \rightarrow \text{products}$ )	Bimolecular	Rate = $k[A]^2$
$A + B \rightarrow \text{products}$	Bimolecular	Rate = $k[A][B]$
$A + A + B \rightarrow \text{products}$ ( $2A + B \rightarrow \text{products}$ )	Termolecular	Rate = $k[A]^2[B]$
$A + B + C \rightarrow \text{products}$	Termolecular	Rate = $k[A][B][C]$

The prefix *uni-* means one, *bi-* means two, and *ter-* means three.

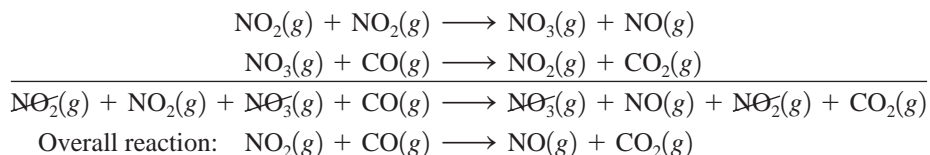
A unimolecular elementary step is always first order, a bimolecular step is always second order, and so on.

Each of these two reactions is called an **elementary step**, a reaction whose rate law can be written from its molecularity. **Molecularity** is defined as the number of species that must collide to produce the reaction indicated by that step. A reaction involving one molecule is called a **unimolecular step**. Reactions involving the collision of two and three species are termed **bimolecular** and **termolecular**, respectively. Termolecular steps are quite rare, because the probability of three molecules colliding simultaneously is very small. Examples of these three types of elementary steps and the corresponding rate laws are shown in Table 12.7. Note from Table 12.7 that the rate law for an elementary step follows *directly* from the molecularity of that step. For example, for a bimolecular step the rate law is always second order, either of the form  $k[A]^2$  for a step with a single reactant or of the form  $k[A][B]$  for a step involving two reactants.

We can now define a reaction mechanism more precisely. It is a *series of elementary steps that must satisfy two requirements*:

1. The sum of the elementary steps must give the overall balanced equation for the reaction.
2. The mechanism must agree with the experimentally determined rate law.

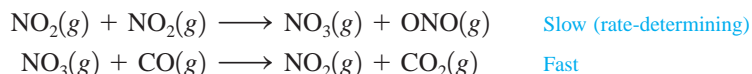
To see how these requirements are applied, we will consider the mechanism given above for the reaction of nitrogen dioxide and carbon monoxide. First, note that the sum of the two steps gives the overall balanced equation:



A reaction is only as fast as its slowest step.

The first requirement for a correct mechanism is met. To see whether the mechanism meets the second requirement, we need to introduce a new idea: the **rate-determining step**. Multistep reactions often have one step that is much slower than all the others. Reactants can become products only as fast as they can get through this slowest step. That is, the overall reaction can be no faster than the slowest, or rate-determining, step in the sequence. An analogy for this situation is the pouring of water rapidly into a container through a funnel. The water collects in the container at a rate that is essentially determined by the size of the funnel opening and not by the rate of pouring.

Which is the rate-determining step in the reaction of nitrogen dioxide and carbon monoxide? Let's *assume* that the first step is rate-determining and the second step is relatively fast:





What we have really assumed here is that the formation of  $\text{NO}_3$  occurs much more slowly than its reaction with  $\text{CO}$ . The rate of  $\text{CO}_2$  production is then controlled by the rate of formation of  $\text{NO}_3$  in the first step. Since this is an elementary step, we can write the rate law from the molecularity. The bimolecular first step has the rate law

$$\text{Rate of formation of } \text{NO}_3 = \frac{\Delta[\text{NO}_3]}{\Delta t} = k_1[\text{NO}_2]^2$$

Since the overall reaction rate can be no faster than the slowest step,

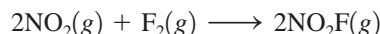
$$\text{Overall rate} = k_1[\text{NO}_2]^2$$

Note that this rate law agrees with the experimentally determined rate law given earlier. The mechanism we assumed above satisfies the two requirements stated earlier and *may* be the correct mechanism for the reaction.

How does a chemist deduce the mechanism for a given reaction? The rate law is always determined first. Then, using chemical intuition and following the two rules given on the previous page, the chemist constructs possible mechanisms and tries, with further experiments, to eliminate those that are least likely. *A mechanism can never be proved absolutely.* We can only say that a mechanism that satisfies the two requirements is *possibly* correct. Deducing mechanisms for chemical reactions can be difficult and requires skill and experience. We will only touch on this process in this text.

### EXAMPLE 12.6 Reaction Mechanisms

The balanced equation for the reaction of the gases nitrogen dioxide and fluorine is



The experimentally determined rate law is

$$\text{Rate} = k[\text{NO}_2][\text{F}_2]$$

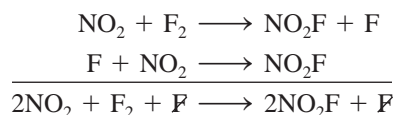
A suggested mechanism for this reaction is



Is this an acceptable mechanism? That is, does it satisfy the two requirements?

#### Solution

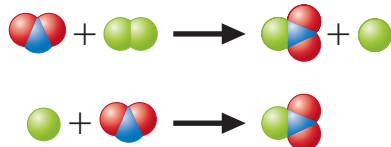
The first requirement for an acceptable mechanism is that the sum of the steps should give the balanced equation:



The first requirement is met.

The second requirement is that the mechanism must agree with the experimentally determined rate law. Since the proposed mechanism states that the first step is rate-determining, the overall reaction rate must be that of the first step. The first step is bimolecular, so the rate law is

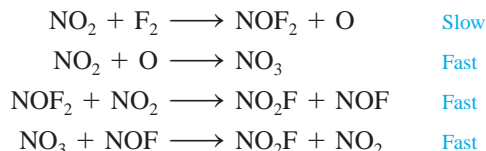
$$\text{Rate} = k_1[\text{NO}_2][\text{F}_2]$$



This has the same form as the experimentally determined rate law. The proposed mechanism is acceptable because it satisfies both requirements. (Note that we have not proved that it is *the correct* mechanism.)

SEE EXERCISES 12.55 AND 12.56

Although the mechanism given in Example 12.6 has the correct stoichiometry and fits the observed rate law, other mechanisms may also satisfy these requirements. For example, the mechanism might be



To decide on the most probable mechanism for the reaction, the chemist doing the study would have to perform additional experiments.

## 12.6 ► A Model for Chemical Kinetics

How do chemical reactions occur? We already have given some indications. For example, we have seen that the rates of chemical reactions depend on the concentrations of the reacting species. The initial rate for the reaction



can be described by the rate law

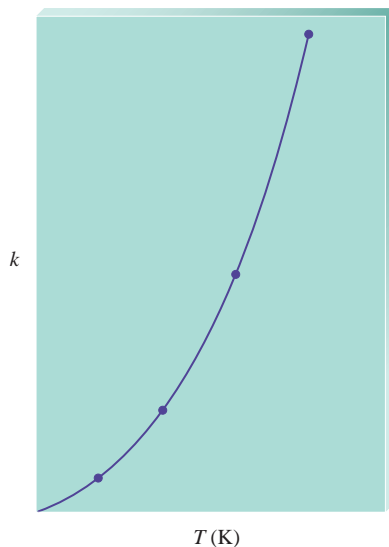
$$\text{Rate} = k[\text{A}]^n[\text{B}]^m$$

where the order of each reactant depends on the detailed reaction mechanism. This explains why reaction rates depend on concentration. But what about some of the other factors affecting reaction rates? For example, how does temperature affect the speed of a reaction?

We can answer this question qualitatively from our experience. We have refrigerators because food spoilage is retarded at low temperatures. The combustion of wood occurs at a measurable rate only at high temperatures. An egg cooks in boiling water much faster at sea level than in Leadville, Colorado (elevation 10,000 ft), where the boiling point of water is approximately 90°C. These observations and others lead us to conclude that *chemical reactions speed up when the temperature is increased*. Experiments have shown that virtually all rate constants show an exponential increase with absolute temperature, as represented in Fig. 12.9.

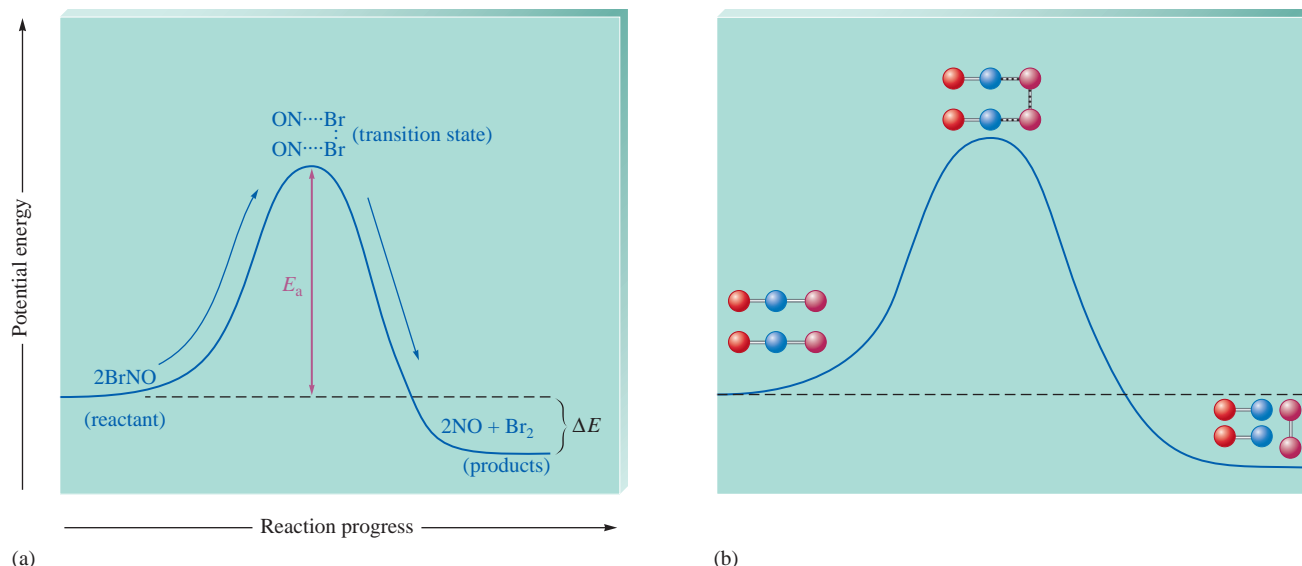
In this section we discuss a model used to account for the observed characteristics of reaction rates. This model, called the **collision model**, is built around the central idea that *molecules must collide to react*. We have already seen how this assumption explains the concentration dependence of reaction rates. Now we need to consider whether this model can account for the observed temperature dependence of reaction rates.

The kinetic molecular theory of gases predicts that an increase in temperature raises molecular velocities and so increases the frequency of collisions between molecules. This idea agrees with the observation that reaction rates are greater at higher temperatures. Thus there is qualitative agreement between the collision model and experimental observations. However, it is found that the rate of reaction is much smaller than the calculated collision frequency in a collection of gas particles. This must mean that *only a small fraction of the collisions produces a reaction*. Why?



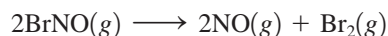
**Figure 12.9**

A plot showing the exponential dependence of the rate constant on absolute temperature. The exact temperature dependence of  $k$  is different for each reaction. This plot represents the behavior of a rate constant that doubles for every increase in temperature of 10 K.

**Figure 12.10**

(a) The change in potential energy as a function of reaction progress for the reaction  $2\text{BrNO} \rightarrow 2\text{NO} + \text{Br}_2$ . The activation energy  $E_a$  represents the energy needed to disrupt the  $\text{BrNO}$  molecules so that they can form products. The quantity  $\Delta E$  represents the net change in energy in going from reactant to products. (b) A molecular representation of the reaction.

This question was first addressed in the 1880s by Svante Arrhenius. He proposed the existence of a *threshold energy*, called the **activation energy**, that must be overcome to produce a chemical reaction. Such a proposal makes sense, as we can see by considering the decomposition of  $\text{BrNO}$  in the gas phase:



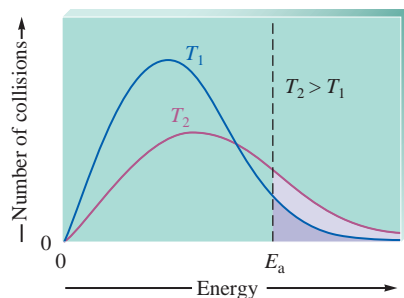
In this reaction two  $\text{Br—N}$  bonds must be broken and one  $\text{Br—Br}$  bond must be formed. Breaking a  $\text{Br—N}$  bond requires considerable energy (243 kJ/mol), which must come from somewhere. The collision model postulates that the energy comes from the kinetic energies possessed by the reacting molecules before the collision. This kinetic energy is changed into potential energy as the molecules are distorted during a collision to break bonds and rearrange the atoms into the product molecules.

We can envision the reaction progress as shown in Fig. 12.10. The arrangement of atoms found at the top of the potential energy “hill,” or barrier, is called the **activated complex**, or **transition state**. The conversion of  $\text{BrNO}$  to  $\text{NO}$  and  $\text{Br}_2$  is exothermic, as indicated by the fact that the products have lower potential energy than the reactant. However,  $\Delta E$  has no effect on the rate of the reaction. Rather, the rate depends on the size of the activation energy  $E_a$ .

The main point here is that a certain minimum energy is required for two  $\text{BrNO}$  molecules to “get over the hill” so that products can form. This energy is furnished by the energy of the collision. A collision between two  $\text{BrNO}$  molecules with small kinetic energies will not have enough energy to get over the barrier. At a given temperature only a certain fraction of the collisions possesses enough energy to be effective (to result in product formation).

We can be more precise by recalling from Chapter 5 that a distribution of velocities exists in a sample of gas molecules. Therefore, a distribution of collision energies also exists, as shown in Fig. 12.11 for two different temperatures. Figure 12.11 also shows the activation energy for the reaction in question. Only collisions with energy greater than the activation energy are able to react (get over the barrier). At the lower temperature,

The higher the activation energy, the slower the reaction at a given temperature.



**Figure 12.11**  
Plot showing the number of collisions with a particular energy at  $T_1$  and  $T_2$ , where  $T_2 > T_1$ .

$T_1$ , the fraction of effective collisions is quite small. However, as the temperature is increased to  $T_2$ , the fraction of collisions with the required activation energy increases dramatically. When the temperature is doubled, the fraction of effective collisions much more than doubles. In fact, the fraction of effective collisions increases *exponentially* with temperature. This is encouraging for our theory; remember that rates of reactions are observed to increase exponentially with temperature. Arrhenius postulated that the number of collisions having an energy greater than or equal to the activation energy is given by the expression:

$$\text{Number of collisions with the activation energy} = (\text{total number of collisions})e^{-E_a/RT}$$

where  $E_a$  is the activation energy,  $R$  is the universal gas constant, and  $T$  is the Kelvin temperature. The factor  $e^{-E_a/RT}$  represents the fraction of collisions with energy  $E_a$  or greater at temperature  $T$ .

We have seen that not all molecular collisions are effective in producing chemical reactions because a minimum energy is required for the reaction to occur. There is, however, another complication. Experiments show that the *observed reaction rate is considerably smaller than the rate of collisions with enough energy to surmount the barrier*. This means that many collisions, even though they have the required energy, still do not produce a reaction. Why not?

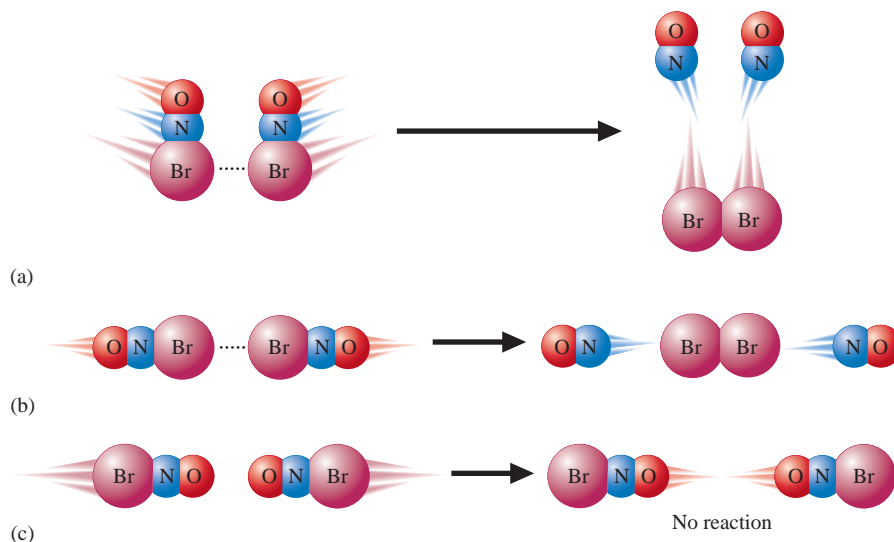
The answer lies in the **molecular orientations** during collisions. We can illustrate this using the reaction between two BrNO molecules, as shown in Fig. 12.12. Some collision orientations can lead to reaction, and others cannot. Therefore, we must include a correction factor to allow for collisions with nonproductive molecular orientations.

To summarize, two requirements must be satisfied for reactants to collide successfully (to rearrange to form products):

1. The collision must involve enough energy to produce the reaction; that is, the collision energy must equal or exceed the activation energy.
2. The relative orientation of the reactants must allow formation of any new bonds necessary to produce products.

Taking these factors into account, we can represent the rate constant as

$$k = zpe^{-E_a/RT}$$



**Figure 12.12**  
Several possible orientations for a collision between two BrNO molecules. Orientations (a) and (b) can lead to a reaction, but orientation (c) cannot.



A snowy tree cricket. The frequency of a cricket's chirps depends on the temperature of the cricket.

where  $z$  is the collision frequency,  $p$  is called the **steric factor** (always less than 1) and reflects the fraction of collisions with effective orientations, and  $e^{-E_a/RT}$  represents the fraction of collisions with sufficient energy to produce a reaction. This expression is most often written in form

$$k = Ae^{-E_a/RT} \quad (12.9)$$

which is called the **Arrhenius equation**. In this equation,  $A$  replaces  $zp$  and is called the **frequency factor** for the reaction.

Taking the natural logarithm of each side of the Arrhenius equation gives

$$\ln(k) = -\frac{E_a}{R}\left(\frac{1}{T}\right) + \ln(A) \quad (12.10)$$

Equation (12.10) is a linear equation of the type  $y = mx + b$ , where  $y = \ln(k)$ ,  $m = -E_a/R = \text{slope}$ ,  $x = 1/T$ , and  $b = \ln(A) = \text{intercept}$ . Thus, for a reaction where the rate constant obeys the Arrhenius equation, a plot of  $\ln(k)$  versus  $1/T$  gives a straight line. The slope and intercept can be used to determine, respectively, the values of  $E_a$  and  $A$  characteristic of that reaction. The fact that most rate constants obey the Arrhenius equation to a good approximation indicates that the collision model for chemical reactions is physically reasonable.

### EXAMPLE 12.7

### Determining Activation Energy I

The reaction



was studied at several temperatures, and the following values of  $k$  were obtained:

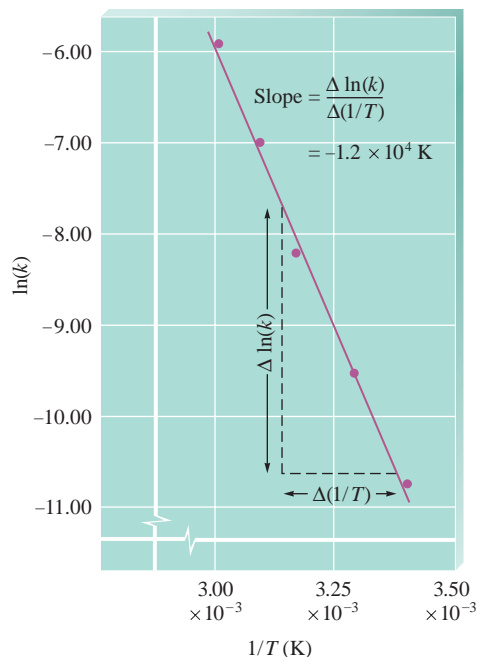
$k$ ( $\text{s}^{-1}$ )	$T$ ( $^{\circ}\text{C}$ )
$2.0 \times 10^{-5}$	20
$7.3 \times 10^{-5}$	30
$2.7 \times 10^{-4}$	40
$9.1 \times 10^{-4}$	50
$2.9 \times 10^{-3}$	60

Calculate the value of  $E_a$  for this reaction.

#### Solution

To obtain the value of  $E_a$ , we need to construct a plot of  $\ln(k)$  versus  $1/T$ . First, we must calculate values of  $\ln(k)$  and  $1/T$ , as shown below:

$T$ ( $^{\circ}\text{C}$ )	$T$ (K)	$1/T$ (K)	$k$ ( $\text{s}^{-1}$ )	$\ln(k)$
20	293	$3.41 \times 10^{-3}$	$2.0 \times 10^{-5}$	-10.82
30	303	$3.30 \times 10^{-3}$	$7.3 \times 10^{-5}$	-9.53
40	313	$3.19 \times 10^{-3}$	$2.7 \times 10^{-4}$	-8.22
50	323	$3.10 \times 10^{-3}$	$9.1 \times 10^{-4}$	-7.00
60	333	$3.00 \times 10^{-3}$	$2.9 \times 10^{-3}$	-5.84



The plot of  $\ln(k)$  versus  $1/T$  is shown above, where the slope

$$\frac{\Delta \ln(k)}{\Delta \left( \frac{1}{T} \right)}$$

is found to be  $-1.2 \times 10^4$  K. The value of  $E_a$  can be determined by solving the following equation:

$$\begin{aligned} \text{Slope} &= -\frac{E_a}{R} \\ E_a &= -R(\text{slope}) = -(8.3145 \text{ J/K} \cdot \text{mol})(-1.2 \times 10^4 \text{ K}) \\ &= 1.0 \times 10^5 \text{ J/mol} \end{aligned}$$

Thus the value of the activation energy for this reaction is  $1.0 \times 10^5$  J/mol.

**SEE EXERCISES 12.61 AND 12.62**

The most common procedure for finding  $E_a$  for a reaction involves measuring the rate constant  $k$  at several temperatures and then plotting  $\ln(k)$  versus  $1/T$ , as shown in Example 12.7. However,  $E_a$  also can be calculated from the values of  $k$  at only two temperatures by using a formula that can be derived as follows from Equation (12.10).

At temperature  $T_1$ , where the rate constant is  $k_1$ ,

$$\ln(k_1) = -\frac{E_a}{RT_1} + \ln(A)$$

At temperature  $T_2$ , where the rate constant is  $k_2$ ,

$$\ln(k_2) = -\frac{E_a}{RT_2} + \ln(A)$$

Subtracting the first equation from the second gives

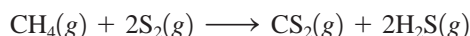
$$\begin{aligned}\ln(k_2) - \ln(k_1) &= \left[ -\frac{E_a}{RT_2} + \ln(A) \right] - \left[ -\frac{E_a}{RT_1} + \ln(A) \right] \\ &= -\frac{E_a}{RT_2} + \frac{E_a}{RT_1}\end{aligned}$$

And 
$$\ln\left(\frac{k_2}{k_1}\right) = \frac{E_a}{R}\left(\frac{1}{T_1} - \frac{1}{T_2}\right) \quad (12.11)$$

Therefore, the values of  $k_1$  and  $k_2$  measured at temperatures  $T_1$  and  $T_2$  can be used to calculate  $E_a$ , as shown in Example 12.8.

**EXAMPLE 12.8****Determining Activation Energy II**

The gas-phase reaction between methane and diatomic sulfur is given by the equation



At 550°C the rate constant for this reaction is 1.1 L/mol · s, and at 625°C the rate constant is 6.4 L/mol · s. Using these values, calculate  $E_a$  for this reaction.

**Solution**

The relevant data are shown in the following table:

$k$ (L/mol · s)	$T$ (°C)	$T$ (K)
1.1 = $k_1$	550	823 = $T_1$
6.4 = $k_2$	625	898 = $T_2$

Substituting these values into Equation (12.11) gives

$$\ln\left(\frac{6.4}{1.1}\right) = \frac{E_a}{8.3145 \text{ J/K} \cdot \text{mol}} \left( \frac{1}{823 \text{ K}} - \frac{1}{898 \text{ K}} \right)$$

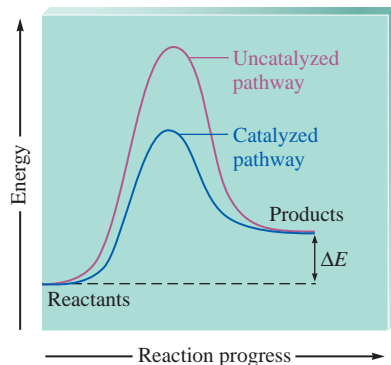
Solving for  $E_a$  gives

$$\begin{aligned}E_a &= \frac{(8.3145 \text{ J/K} \cdot \text{mol}) \ln\left(\frac{6.4}{1.1}\right)}{\left(\frac{1}{823 \text{ K}} - \frac{1}{898 \text{ K}}\right)} \\ &= 1.4 \times 10^5 \text{ J/mol}\end{aligned}$$

**SEE EXERCISES 12.63 THROUGH 12.66**

**12.7 ► Catalysis**

We have seen that the rate of a reaction increases dramatically with temperature. If a particular reaction does not occur fast enough at normal temperatures, we can speed it up by raising the temperature. However, sometimes this is not feasible. For example, living cells can survive only in a rather narrow temperature range, and the human body is designed to operate at an almost constant temperature of 98.6°F. But many of the complicated biochemical reactions keeping us alive would be much too slow at this temperature



**Figure 12.13**  
Energy plots for a catalyzed and an uncatalyzed pathway for a given reaction.

without intervention. We exist only because the body contains many substances called **enzymes**, which increase the rates of these reactions. In fact, almost every biologically important reaction is assisted by a specific enzyme.

Although it is possible to use higher temperatures to speed up commercially important reactions, such as the Haber process for synthesizing ammonia, this is very expensive. In a chemical plant an increase in temperature means significantly increased costs for energy. The use of an appropriate catalyst allows a reaction to proceed rapidly at a relatively low temperature and can therefore hold down production costs.

A **catalyst** is a substance that speeds up a reaction without being consumed itself. Just as virtually all vital biologic reactions are assisted by enzymes (biologic catalysts), almost all industrial processes also involve the use of catalysts. For example, the production of sulfuric acid uses vanadium(V) oxide, and the Haber process uses a mixture of iron and iron oxide.

How does a catalyst work? Remember that for each reaction a certain energy barrier must be surmounted. How can we make a reaction occur faster without raising the temperature to increase the molecular energies? The solution is to provide a new pathway for the reaction, one with a *lower activation energy*. This is what a catalyst does, as is shown in Fig. 12.13. Because the catalyst allows the reaction to occur with a lower activation energy, a much larger fraction of collisions is effective at a given temperature, and the reaction rate is increased. This effect is illustrated in Fig. 12.14. Note from this diagram that although a catalyst lowers the activation energy  $E_a$  for a reaction, it does not affect the energy difference  $\Delta E$  between products and reactants.

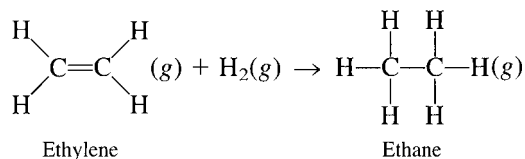
Catalysts are classified as homogeneous or heterogeneous. A **homogeneous catalyst** is one that is *present in the same phase as the reacting molecules*. A **heterogeneous catalyst** exists *in a different phase*, usually as a solid.

## Heterogeneous Catalysis

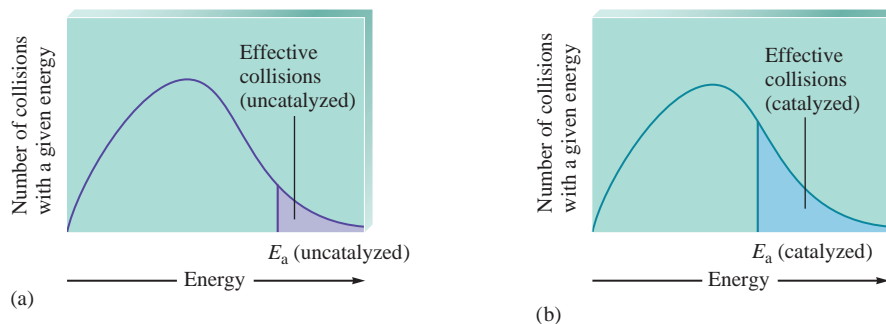
Heterogeneous catalysis most often involves gaseous reactants being adsorbed on the surface of a solid catalyst. **Adsorption** refers to the collection of one substance on the surface of another substance; *absorption* refers to the penetration of one substance into another. Water is *absorbed* by a sponge.

An important example of heterogeneous catalysis occurs in the hydrogenation of unsaturated hydrocarbons, compounds composed mainly of carbon and hydrogen with some carbon-carbon double bonds. Hydrogenation is an important industrial process used to change unsaturated fats, occurring as oils, to saturated fats (solid shortenings such as Crisco) in which the C=C bonds have been converted to C-C bonds through addition of hydrogen.

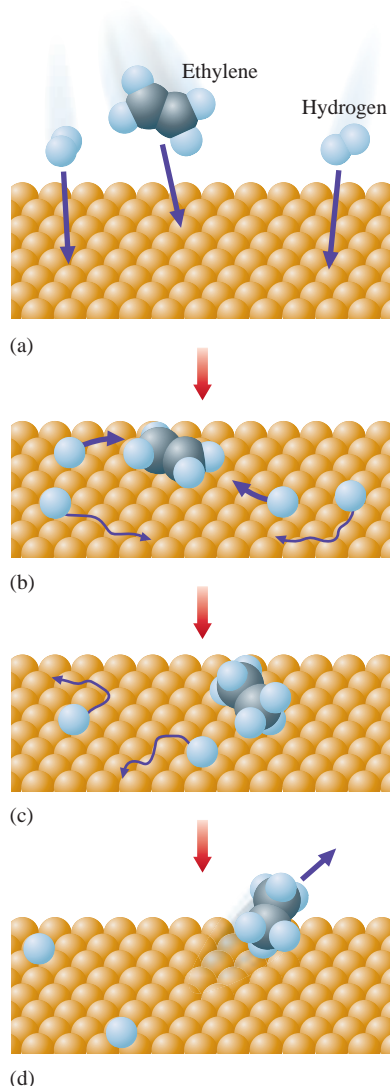
A simple example of hydrogenation involves ethylene:



**Figure 12.14**  
Effect of a catalyst on the number of reaction-producing collisions. Because a catalyst provides a reaction pathway with a lower activation energy, a much greater fraction of the collisions is effective for the catalyzed pathway (b) than for the uncatalyzed pathway (a) (at a given temperature). This allows reactants to become products at a much higher rate, even though there is no temperature increase.





**Figure 12.15**

Heterogeneous catalysis of the hydrogenation of ethylene. (a) The reactants above the metal surface. (b) Hydrogen is adsorbed onto the metal surface, forming metal–hydrogen bonds and breaking the H–H bonds. The  $\pi$  bond in ethylene is broken and metal–hydrogen bonds are formed during adsorption. (c) The adsorbed molecules and atoms migrate toward each other on the metal surface, forming new C–H bonds. (d) The C atoms in ethane ( $C_2H_6$ ) have completely saturated bonding capacities and so cannot bind strongly to the metal surfaces. The  $C_2H_6$  molecule thus escapes.

This reaction is quite slow at normal temperatures, mainly because the strong bond in the hydrogen molecule results in a large activation energy for the reaction. However, the reaction rate can be greatly increased by using a solid catalyst of platinum, palladium, or nickel. The hydrogen and ethylene adsorb on the catalyst surface, where the reaction occurs. The main function of the catalyst apparently is to allow formation of metal–hydrogen interactions that weaken the H–H bonds and facilitate the reaction. The mechanism is illustrated in Fig. 12.15.

### Let's Review

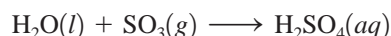
#### Heterogeneous Catalysis

Typically, heterogeneous catalysis involves four steps:

1. Adsorption and activation of the reactants
2. Migration of the adsorbed reactants on the surface
3. Reaction of the adsorbed substances
4. Escape, or *desorption*, of the products

Heterogeneous catalysis also occurs in the oxidation of gaseous sulfur dioxide to gaseous sulfur trioxide. This process is especially interesting because it illustrates both positive and negative consequences of chemical catalysis.

The negative side is the formation of damaging air pollutants. Recall that sulfur dioxide, a toxic gas with a choking odor, is formed whenever sulfur-containing fuels are burned. However, it is sulfur trioxide that causes most of the environmental damage, mainly through the production of acid rain. When sulfur trioxide combines with a droplet of water, sulfuric acid is formed:



This sulfuric acid can cause considerable damage to vegetation, buildings and statues, and fish populations.

Sulfur dioxide is *not* rapidly oxidized to sulfur trioxide in clean, dry air. Why, then, is there a problem? The answer is catalysis. Dust particles and water droplets catalyze the reaction between  $SO_2$  and  $O_2$  in the air.

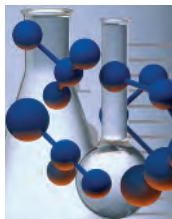
On the positive side, the heterogeneous catalysis of the oxidation of  $SO_2$  is used to advantage in the manufacture of sulfuric acid, where the reaction of  $O_2$  and  $SO_2$  to form  $SO_3$  is catalyzed by a solid mixture of platinum and vanadium(V) oxide.

Heterogeneous catalysis is also utilized in the catalytic converters in automobile exhaust systems. The exhaust gases, containing compounds such as nitric oxide, carbon monoxide, and unburned hydrocarbons, are passed through a converter containing beads of solid catalyst (see Fig. 12.16). The catalyst promotes the conversion of carbon monoxide to carbon dioxide, hydrocarbons to carbon dioxide and water, and nitric oxide to nitrogen gas to lessen the environmental impact of the exhaust gases. However, this beneficial catalysis can, unfortunately, be accompanied by the unwanted catalysis of the oxidation of  $SO_2$  to  $SO_3$ , which reacts with the moisture present to form sulfuric acid.

Because of the complex nature of the reactions that take place in the converter, a mixture of catalysts is used. The most effective catalytic materials are transition metal oxides and noble metals such as palladium and platinum.

### Homogeneous Catalysis

A homogeneous catalyst exists in the same phase as the reacting molecules. There are many examples in both the gas and liquid phases. One such example is the unusual catalytic



## chemical connections

### Automobiles: Air Purifiers?

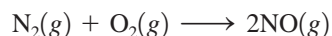
Outlandish as it may seem, a new scheme has been proposed to turn automobiles into air purifiers, devouring the pollutants ozone and carbon monoxide. BASF, an Iselin, New Jersey, company that specializes in the manufacture of catalytic converters for automotive exhaust systems, has developed a catalyst that decomposes ozone to oxygen and converts carbon monoxide to carbon dioxide. BASF proposes to paint the catalyst on automobile

radiators and air-conditioner compressors where fans draw large volumes of air for cooling purposes. The catalyst works well at the warm temperatures present on the surfaces of these devices. The idea is to let cars destroy pollutants using nothing but the catalyst and waste radiator heat.

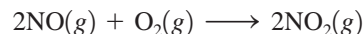
It's an intriguing idea. The residents of Los Angeles drive nearly 300 million miles every day. At that rate, they could process a lot of air.

behavior of nitric oxide toward ozone. In the troposphere, that part of the atmosphere closest to earth, nitric oxide catalyzes ozone production. However, in the upper atmosphere it catalyzes the decomposition of ozone. Both these effects are unfortunate environmentally.

In the lower atmosphere, NO is produced in any high-temperature combustion process where  $N_2$  is present. The reaction



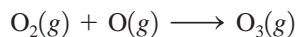
is very slow at normal temperatures because of the very strong  $N\equiv N$  and  $O=O$  bonds. However, at elevated temperatures, such as those found in the internal combustion engines of automobiles, significant quantities of NO form. Some of this NO is converted back to  $N_2$  in the catalytic converter, but significant amounts escape into the atmosphere to react with oxygen:



In the atmosphere,  $NO_2$  can absorb light and decompose as follows:

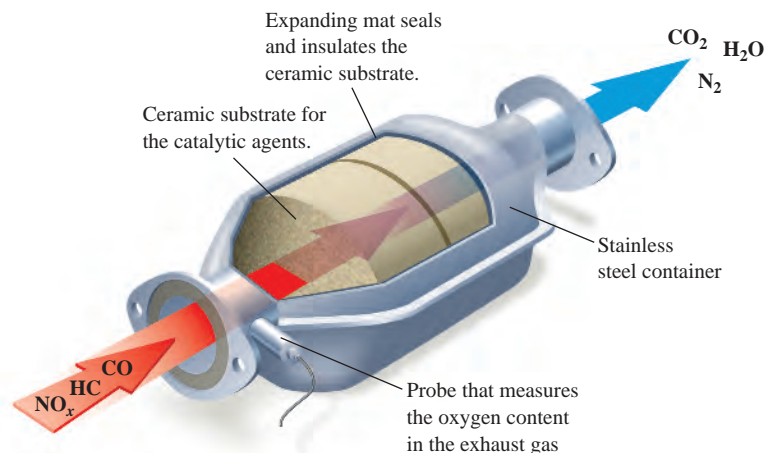


The oxygen atom is very reactive and can combine with oxygen molecules to form ozone:



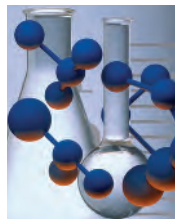
Ozone is a powerful oxidizing agent that can react with other air pollutants to form substances irritating to the eyes and lungs, and is itself very toxic.

Although  $O_2$  is represented here as the oxidizing agent for NO, the actual oxidizing agent is probably some type of peroxide compound produced by reaction of oxygen with pollutants. The direct reaction of NO and  $O_2$  is very slow.



**Figure 12.16**

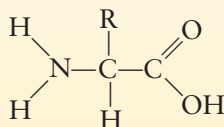
The exhaust gases (HC, hydrocarbons;  $NO_x$ , nitrous oxides; and CO) from an automobile engine are passed through a catalytic converter to minimize environmental damage.



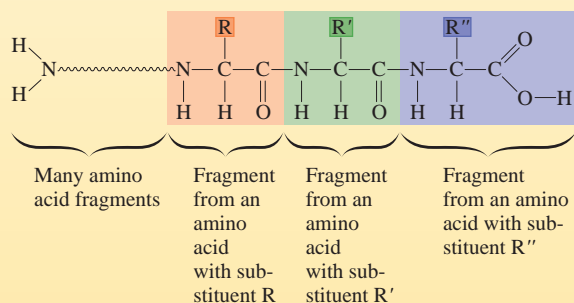
## chemical connections

### Enzymes: Nature's Catalysts

The most impressive examples of homogeneous catalysis occur in nature, where the complex reactions necessary for plant and animal life are made possible by enzymes. Enzymes are large molecules specifically tailored to facilitate a given type of reaction. Usually enzymes are proteins, an important class of biomolecules constructed from  $\alpha$ -amino acids that have the general structure

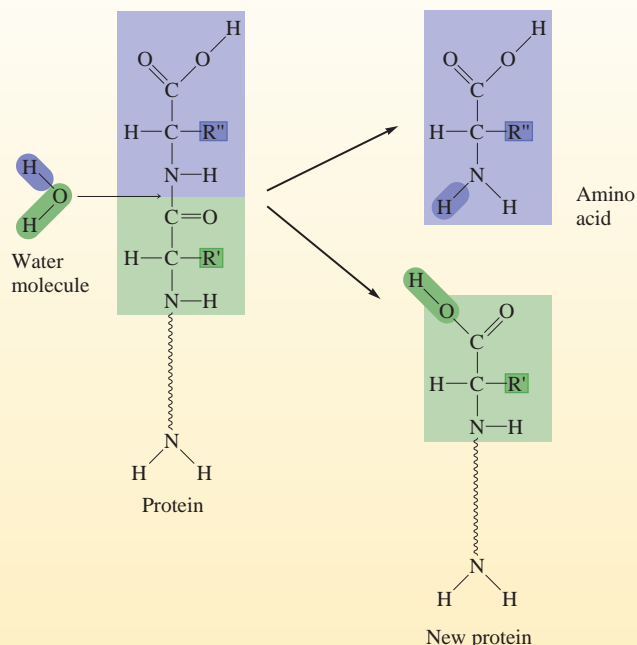


where R represents any one of 20 different substituents. These amino acid molecules can be “hooked together” to form a *polymer* (a word meaning “many parts”) called a *protein*. The general structure of a protein can be represented as follows:



Since specific proteins are needed by the human body, the proteins in food must be broken into their constituent amino acids, which are then used to construct new proteins in the body's cells. The reaction in which a protein is broken down one amino acid at a time is shown in Fig. 12.17. Note that in this reaction a water molecule reacts with a protein molecule to produce an amino acid and a new protein containing one less amino acid. Without the enzymes found in human cells, this reaction would be much too slow to be useful. One of these enzymes is *carboxypeptidase-A*, a zinc-containing protein (Fig. 12.18).

Carboxypeptidase-A captures the protein to be acted on (called the *substrate*) in a special groove and positions the substrate so that the end is in the active site, where the catalysis occurs (Fig. 12.19). Note that the  $\text{Zn}^{2+}$  ion bonds to the oxygen of the  $\text{C}=\text{O}$  (carbonyl) group. This polarizes the electron density in the carbonyl group, allowing the



**Figure 12.17**

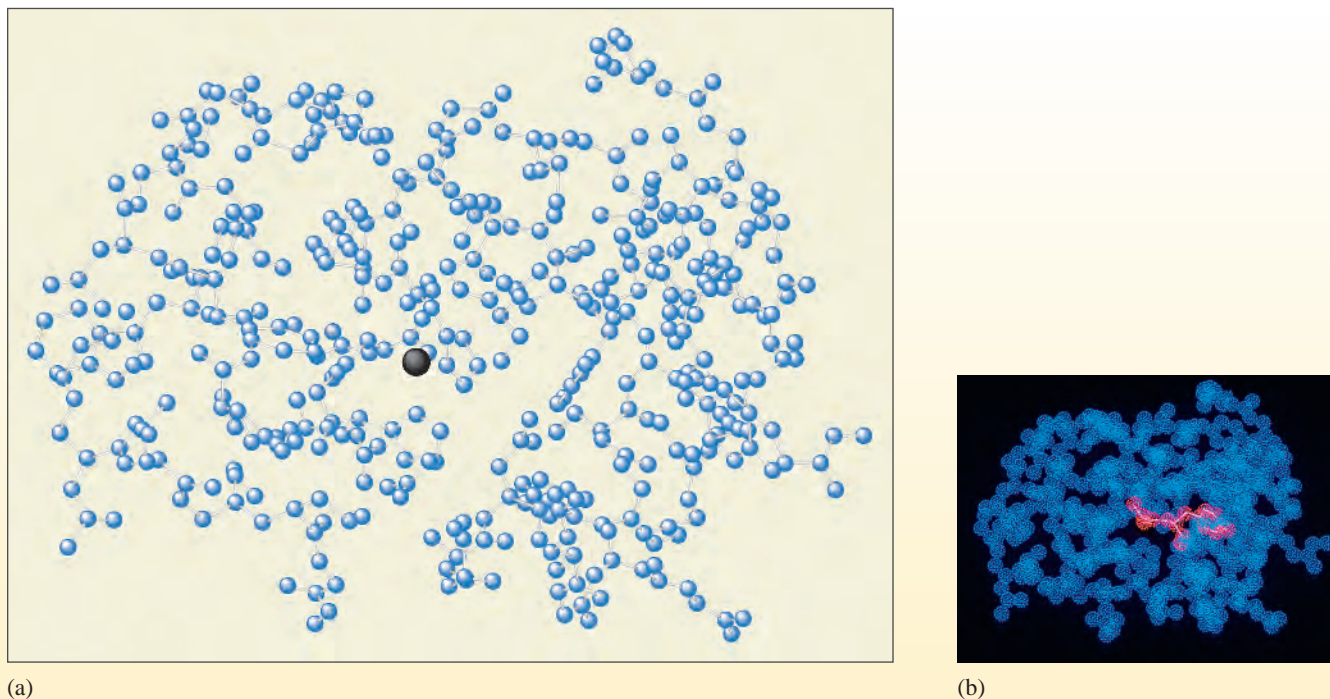
The removal of the end amino acid from a protein by reaction with a molecule of water. The products are an amino acid and a new, smaller protein.

neighboring  $\text{C}-\text{N}$  bond to be broken much more easily. When the reaction is completed, the remaining portion of the substrate protein and the newly formed amino acid are released by the enzyme.

The process just described for carboxypeptidase-A is characteristic of the behavior of other enzymes. Enzyme catalysis can be represented by the series of reactions shown below:



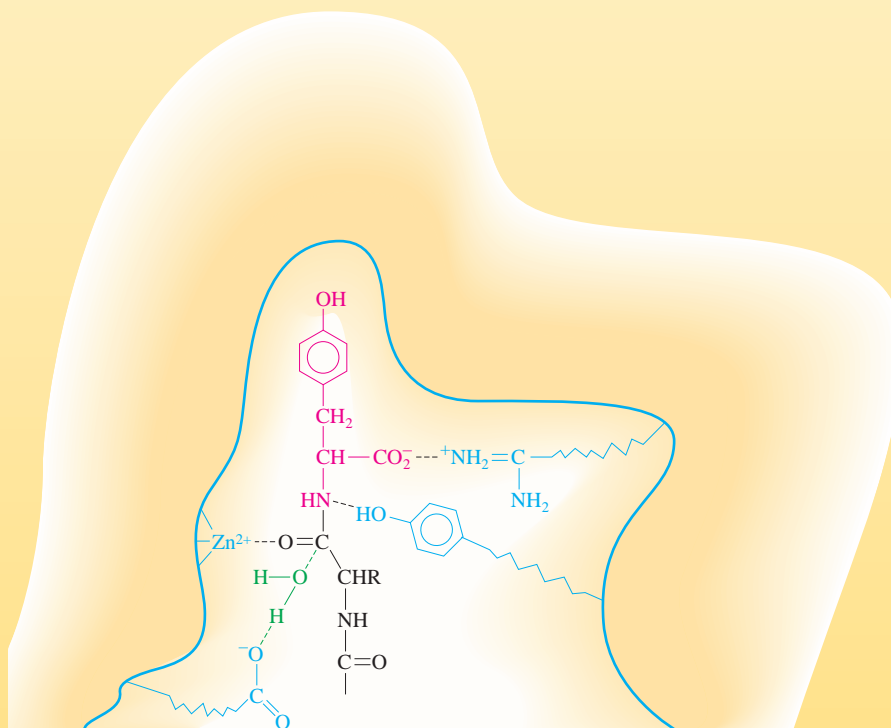
where E represents the enzyme, S represents the substrate,  $\text{E} \cdot \text{S}$  represents the enzyme-substrate complex, and P represents the products. The enzyme and substrate form a complex, where the reaction occurs. The enzyme then releases the product and is ready to repeat the process. The most amazing thing about enzymes is their efficiency. Because an enzyme plays its catalytic role over and over and very rapidly, only a tiny amount of enzyme is required. This makes the isolation of enzymes for study quite difficult.

**Figure 12.18**

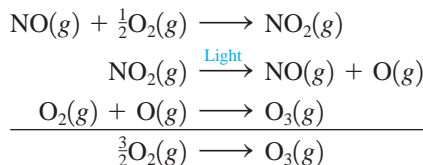
(a) The structure of the enzyme carboxypeptidase-A, which contains 307 amino acids. The zinc ion is shown above as a black sphere in the center. (b) Carboxypeptidase-A with a substrate (pink) in place.

**Figure 12.19**

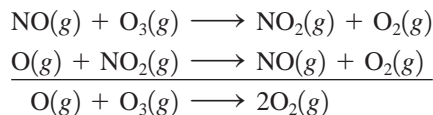
Protein–substrate interaction. The substrate is shown in black and red, with the red representing the terminal amino acid. Blue indicates side chains from the enzyme that help bind the substrate.



In this series of reactions, nitric oxide is acting as a true catalyst because it assists the production of ozone without being consumed itself. This can be seen by summing the reactions:



In the upper atmosphere, the presence of nitric oxide has the opposite effect—the depletion of ozone. The series of reactions involved is

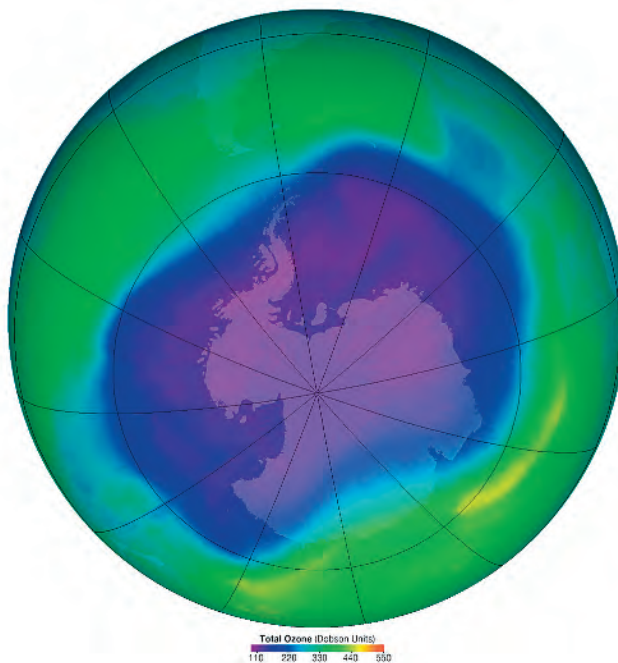


Nitric oxide is again catalytic, but here its effect is to change  $\text{O}_3$  to  $\text{O}_2$ . This is a potential problem because  $\text{O}_3$ , which absorbs ultraviolet light, is necessary to protect us from the harmful effects of this high-energy radiation. That is, we want  $\text{O}_3$  in the upper atmosphere to block ultraviolet radiation from the sun but not in the lower atmosphere, where we would have to breathe it and its oxidation products.

The ozone layer is also threatened by *Freons*, a group of stable, noncorrosive compounds, formerly, used as refrigerants and as propellants in aerosol cans. The most commonly used substance of this type was Freon-12 ( $\text{CCl}_2\text{F}_2$ ). The chemical inertness of Freons makes them valuable but also creates a problem, since they remain in the environment a long time. Eventually, they migrate into the upper atmosphere to be decomposed by high-energy light. Among the decomposition products are chlorine atoms:


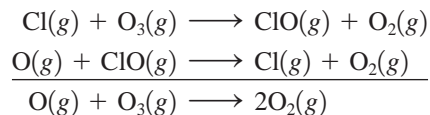


Freon-12



This graphic shows data from the Total Ozone Mapping Spectrometer (TOMS) Earth Probe.

These chlorine atoms can catalyze the decomposition of ozone:



Ozone

The problem of Freons has been brought into strong focus by the discovery of a mysterious “hole” in the ozone layer in the stratosphere over Antarctica. Studies performed there to find the reason for the hole have found unusually high levels of chlorine monoxide (ClO). This strongly implicates the Freons in the atmosphere as being responsible for the ozone destruction.

Because they pose environmental problems, Freons have been banned by international agreement. Substitute compounds are now being used.

## For Review

### ► Key Terms

chemical kinetics

#### Section 12.1

reaction rate

instantaneous rate

#### Section 12.2

rate law

rate constant

order

(differential) rate law

integrated rate law

#### Section 12.3

method of initial rates

initial rate

overall reaction order

#### Section 12.4

first-order reaction

integrated first-order rate law

half-life of a reactant

integrated second-order rate law

zero-order reaction

integrated zero-order rate law

pseudo-first-order rate law

#### Section 12.5

reaction mechanism

intermediate

elementary step

molecularity

unimolecular step

bimolecular step

termolecular step

rate-determining step

#### Section 12.6

collision model

activation energy

activated complex (transition state)

### Chemical kinetics


- The study of the factors that control the rate (speed) of a chemical reaction
  - Rate is defined in terms of the change in concentration of a given reaction component per unit time
  - Kinetic measurements are often made under conditions where the reverse reaction is insignificant
- The kinetic and thermodynamic properties of a reaction are not fundamentally related

### Rate laws

- Differential rate law: describes the rate as a function of concentration

$$\text{Rate} = -\frac{\Delta[\text{A}]}{\Delta t} = k[\text{A}]^n$$

- $k$  is the rate constant
- $n$  is the order; not related to the coefficients in the balanced equation
- Integrated rate law: describes the concentration as a function of time
  - For a reaction of the type



for which

$$n = 0:$$

$$[\text{A}] = -kt + [\text{A}]_0$$

$$t_{1/2} = \frac{[\text{A}]_0}{2k}$$

$$n = 1:$$

$$\ln[\text{A}] = -kt + \ln[\text{A}]_0$$

$$t_{1/2} = \frac{0.693}{k}$$

$$n = 2:$$

$$\frac{1}{[\text{A}]} = kt + \frac{1}{[\text{A}]_0}$$

$$t_{1/2} = \frac{1}{k[\text{A}]_0}$$

- The value of  $k$  can be determined from the plot of the appropriate function of  $[\text{A}]$  versus  $t$

molecular orientations  
 steric factor  
 Arrhenius equation  
 frequency factor  
**Section 12.7**  
 enzyme  
 catalyst  
 homogeneous catalyst  
 heterogeneous catalyst  
 adsorption

### Reaction mechanism

- Series of elementary steps by which an overall reaction occurs
  - Elementary step: rate law for the step can be written from the molecularity of the reaction
- Two requirements for an acceptable mechanism:
  - The elementary steps sum to give the correct overall balanced equation
  - The mechanism agrees with the experimentally determined rate law
- Simple reactions can have an elementary step that is slower than all of the other steps; which is called the rate-determining step.

### Kinetic models

- The simplest model to account for reaction kinetics is the collision model
  - Molecules must collide to react
  - The collision kinetic energy furnishes the potential energy needed to enable the reactants to rearrange to form products
  - A certain threshold energy called the activation energy ( $E_a$ ) is necessary for a reaction to occur
  - The relative orientations of the colliding reactants are also a determining factor in the reaction rate
  - This model leads to the Arrhenius equation:

$$k = Ae^{-E_a/RT}$$

- $A$  depends on the collision frequency and relative orientation of the molecules
- The value of  $E_a$  can be found by obtaining the values of  $k$  at several temperatures

### Catalyst

- Speeds up a reaction without being consumed
- Works by providing a lower-energy pathway for the reaction
- Enzymes are biological catalysts
- Catalysts can be classified as homogeneous or heterogeneous
  - Homogeneous: exist in the same phase as the reactants
  - Heterogeneous: exist in a different phase than the reactants

### REVIEW QUESTIONS

1. Define *reaction rate*. Distinguish between the initial rate, average rate, and instantaneous rate of a chemical reaction. Which of these rates is usually fastest? The initial rate is the rate used by convention. Give a possible explanation as to why.
2. Distinguish between the differential rate law and the integrated rate law. Which of these is often called just the “rate law”? What is  $k$  in a rate law, and what are orders in a rate law? Explain.
3. One experimental procedure that can be used to determine the rate law of a reaction is the method of initial rates. What data are gathered in the method of initial rates, and how are these data manipulated to determine  $k$  and the orders of the species in the rate law? Are the units for  $k$ , the rate constant, the same for all rate laws? Explain. If a reaction is first order in A, what happens to the rate if [A] is tripled? If the initial rate for a reaction increases by a factor of 16 when [A] is quadrupled, what is the order of  $n$ ? If a reaction is third order in A and [A] is doubled, what happens to the initial rate? If a reaction is zero order, what effect does [A] have on the initial rate of a reaction?

4. The initial rate for a reaction is equal to the slope of the tangent line at  $t \approx 0$  in a plot of  $[A]$  versus time. From calculus, initial rate =  $\frac{-d[A]}{dt}$ . Therefore, the differential rate law for a reaction is  $\text{Rate} = \frac{-d[A]}{dt} = k[A]^n$ . Assuming you have some calculus in your background, derive the zero-, first-, and second-order integrated rate laws using the differential rate law.
5. Consider the zero-, first-, and second-order integrated rate laws. If you have concentration versus time data for some species in a reaction, what plots would you make to “prove” a reaction is either zero, first, or second order? How would the rate constant,  $k$ , be determined from such a plot? What does the  $y$ -intercept equal in each plot? When a rate law contains the concentration of two or more species, how can plots be used to determine  $k$  and the orders of the species in the rate law?
6. Derive expressions for the half-life of zero-, first-, and second-order reactions using the integrated rate law for each order. How does each half-life depend on concentration? If the half-life for a reaction is 20. seconds, what would be the second half-life assuming the reaction is either zero, first, or second order?
7. Define each of the following.
- elementary step
  - molecularity
  - reaction mechanism
  - intermediate
  - rate-determining step
8. What two requirements must be met to call a mechanism plausible? Why say a “plausible” mechanism instead of the “correct” mechanism? Is it true that most reactions occur by a one-step mechanism? Explain.
9. What is the premise underlying the collision model? How is the rate affected by each of the following?
- activation energy
  - temperature
  - frequency of collisions
  - orientation of collisions
- Sketch a potential energy versus reaction progress plot for an endothermic reaction and for an exothermic reaction. Show  $\Delta E$  and  $E_a$  in both plots. When concentrations and temperatures are equal, would you expect the rate of the forward reaction to be equal to, greater than, or less than the rate of the reverse reaction if the reaction is exothermic? Endothermic?
10. Give the Arrhenius equation. Take the natural log of both sides and place this equation in the form of a straight-line equation ( $y = mx + b$ ). What data would you need and how would you graph those data to get a linear relationship using the Arrhenius equation? What does the slope of the straight line equal? What does the  $y$ -intercept equal? What are the units of  $R$  in the Arrhenius equation? Explain how if you know the rate constant value at two different temperatures, you can determine the activation energy for the reaction.
11. Why does a catalyst increase the rate of a reaction? What is the difference between a homogeneous catalyst and a heterogeneous catalyst? Would a given reaction necessarily have the same rate law for both a catalyzed and an uncatalyzed pathway? Explain.



### ► Active Learning Questions\*

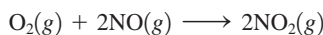
These questions are designed to be used by groups of students in class.

1. Define *stability* from both a kinetic and thermodynamic perspective. Give examples to show the differences in these concepts.
2. Describe at least two experiments you could perform to determine a rate law.
3. Make a graph of  $[A]$  versus time for zero-, first-, and second-order reactions. From these graphs, compare successive half-lives.
4. How does temperature affect  $k$ , the rate constant? Explain.
5. Consider the following statements: "In general, the rate of a chemical reaction increases a bit at first because it takes a while for the reaction to get 'warmed up.' After that, however, the rate of the reaction decreases because its rate is dependent on the concentrations of the reactants, and these are decreasing." Indicate everything that is correct in these statements, and indicate everything that is incorrect. Correct the incorrect statements and explain.
6. For the reaction  $A + B \rightarrow C$ , explain at least two ways in which the rate law could be zero order in chemical A.
7. A friend of yours states, "A balanced equation tells us how chemicals interact. Therefore, we can determine the rate law directly from the balanced equation." What do you tell your friend?
8. Provide a conceptual rationale for the differences in the half-lives of zero-, first-, and second-order reactions.
9. The rate constant ( $k$ ) depends on which of the following (there may be more than one answer)?
  - a. the concentration of the reactants
  - b. the nature of the reactants
  - c. the temperature
  - d. the order of the reaction
 Explain.

A blue question or exercise number indicates that the answer to that question or exercise appears at the back of this book and a solution appears in the *Solutions Guide*, as found on PowerLecture.

### ► Questions

10. Each of the statements given below is false. Explain why.
  - a. The activation energy of a reaction depends on the overall energy change ( $\Delta E$ ) for the reaction.
  - b. The rate law for a reaction can be deduced from examination of the overall balanced equation for the reaction.
  - c. Most reactions occur by one-step mechanisms.
11. Define what is meant by unimolecular and bimolecular steps. Why are termolecular steps infrequently seen in chemical reactions?
12. Hydrogen reacts explosively with oxygen. However, a mixture of  $H_2$  and  $O_2$  can exist indefinitely at room temperature. Explain why  $H_2$  and  $O_2$  do not react under these conditions.
13. For the reaction



\*In the Questions and the Exercises, the term *rate law* always refers to the differential rate law.

the observed rate law is

$$\text{Rate} = k[\text{NO}]^2[\text{O}_2]$$

Which of the changes listed below would affect the value of the rate constant  $k$ ?

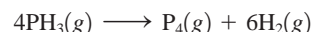
- a. increasing the partial pressure of oxygen gas
  - b. changing the temperature
  - c. using an appropriate catalyst
14. The rate law for a reaction can be determined only from experiment and not from the balanced equation. Two experimental procedures were outlined in Chapter 12. What are these two procedures? Explain how each method is used to determine rate laws.
  15. Table 12.2 illustrates how the average rate of a reaction decreases with time. Why does the average rate decrease with time? How does the instantaneous rate of a reaction depend on time? Why are initial rates used by convention?
  16. The type of rate law for a reaction, either the differential rate law or the integrated rate law, is usually determined by which data is easiest to collect. Explain.
  17. The initial rate of a reaction doubles as the concentration of one of the reactants is quadrupled. What is the order of this reactant? If a reactant has a  $-1$  order, what happens to the initial rate when the concentration of that reactant increases by a factor of two?
  18. Enzymes are kinetically important for many of the complex reactions necessary for plant and animal life to exist. However, only a tiny amount of any particular enzyme is required for these complex reactions to occur. Explain.
  19. The central idea of the collision model is that molecules must collide in order to react. Give two reasons why not all collisions of reactant molecules result in product formation.
  20. Would the slope of a  $\ln(k)$  versus  $1/T$  (K) plot for a catalyzed reaction be more or less negative than the slope of the  $\ln(k)$  versus  $1/T$  (K) plot for the uncatalyzed reaction? Explain. Assume both rate laws are first-order overall.

### ► Exercises

In this section similar exercises are paired.

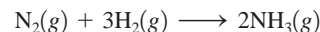
#### Reaction Rates

21. Consider the reaction



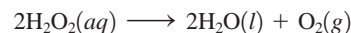
If, in a certain experiment, over a specific time period, 0.0048 mol  $\text{PH}_3$  is consumed in a 2.0-L container each second of reaction, what are the rates of production of  $\text{P}_4$  and  $\text{H}_2$  in this experiment?

22. In the Haber process for the production of ammonia,



what is the relationship between the rate of production of ammonia and the rate of consumption of hydrogen?

23. At  $40^\circ\text{C}$ ,  $\text{H}_2\text{O}_2(aq)$  will decompose according to the following reaction:

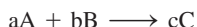


The following data were collected for the concentration of  $\text{H}_2\text{O}_2$  at various times.

Time (s)	$[\text{H}_2\text{O}_2]$ (mol/L)
0	1.000
$2.16 \times 10^4$	0.500
$4.32 \times 10^4$	0.250

- Calculate the average rate of decomposition of  $\text{H}_2\text{O}_2$  between 0 and  $2.16 \times 10^4$  s. Use this rate to calculate the average rate of production of  $\text{O}_2(\text{g})$  over the same time period.
- What are these rates for the time period  $2.16 \times 10^4$  s to  $4.32 \times 10^4$  s?

24. Consider the general reaction



and the following average rate data over some time period  $\Delta t$ :

$$-\frac{\Delta\text{A}}{\Delta t} = 0.0080 \text{ mol/L} \cdot \text{s}$$

$$-\frac{\Delta\text{B}}{\Delta t} = 0.0120 \text{ mol/L} \cdot \text{s}$$

$$\frac{\Delta\text{C}}{\Delta t} = 0.0160 \text{ mol/L} \cdot \text{s}$$

Determine a set of possible coefficients to balance this general reaction.

25. What are the units for each of the following if the concentrations are expressed in moles per liter and the time in seconds?

- rate of a chemical reaction
- rate constant for a zero-order rate law
- rate constant for a first-order rate law
- rate constant for a second-order rate law
- rate constant for a third-order rate law

26. The rate law for the reaction



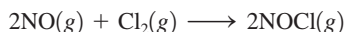
$$\text{is } \text{Rate} = k[\text{Cl}_2]^{1/2}[\text{CHCl}_3]$$

What are the units for  $k$ , assuming time in seconds and concentration in mol/L?

### Rate Laws from Experimental Data:

#### Initial Rates Method

27. The reaction



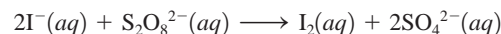
was studied at  $-10^\circ\text{C}$ . The following results were obtained where

$$\text{Rate} = -\frac{\Delta[\text{Cl}_2]}{\Delta t}$$

$[\text{NO}]_0$ (mol/L)	$[\text{Cl}_2]_0$ (mol/L)	Initial Rate (mol/L · min)
0.10	0.10	0.18
0.10	0.20	0.36
0.20	0.20	1.45

- What is the rate law?
- What is the value of the rate constant?

28. The reaction



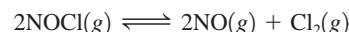
was studied at  $25^\circ\text{C}$ . The following results were obtained where

$$\text{Rate} = -\frac{\Delta[\text{S}_2\text{O}_8^{2-}]}{\Delta t}$$

$[\text{I}^-]_0$ (mol/L)	$[\text{S}_2\text{O}_8^{2-}]_0$ (mol/L)	Initial Rate (mol/L · s)
0.080	0.040	$12.5 \times 10^{-6}$
0.040	0.040	$6.25 \times 10^{-6}$
0.080	0.020	$6.25 \times 10^{-6}$
0.032	0.040	$5.00 \times 10^{-6}$
0.060	0.030	$7.00 \times 10^{-6}$

- Determine the rate law.
- Calculate a value for the rate constant for each experiment and an average value for the rate constant.

29. The decomposition of nitrosyl chloride was studied:



The following data were obtained where

$$\text{Rate} = -\frac{\Delta[\text{NOCl}]}{\Delta t}$$

$[\text{NOCl}]_0$ (molecules/cm <sup>3</sup> )	Initial Rate (molecules/cm <sup>3</sup> · s)
$3.0 \times 10^{16}$	$5.98 \times 10^4$
$2.0 \times 10^{16}$	$2.66 \times 10^4$
$1.0 \times 10^{16}$	$6.64 \times 10^3$
$4.0 \times 10^{16}$	$1.06 \times 10^5$

- What is the rate law?
  - Calculate the value of the rate constant.
  - Calculate the value of the rate constant when concentrations are given in moles per liter.
30. The following data were obtained for the gas-phase decomposition of dinitrogen pentoxide,



$[\text{N}_2\text{O}_5]_0$ (mol/L)	Initial Rate (mol/L · s)
0.0750	$8.90 \times 10^{-4}$
0.190	$2.26 \times 10^{-3}$
0.275	$3.26 \times 10^{-3}$
0.410	$4.85 \times 10^{-3}$

Defining the rate as  $-\Delta[\text{N}_2\text{O}_5]/\Delta t$ , write the rate law and calculate the value of the rate constant.

31. The reaction



was studied, and the following data were obtained:

$[\text{I}^-]_0$ (mol/L)	$[\text{OCI}^-]_0$ (mol/L)	Initial Rate (mol/L · s)
0.12	0.18	$7.91 \times 10^{-2}$
0.060	0.18	$3.95 \times 10^{-2}$
0.030	0.090	$9.88 \times 10^{-3}$
0.24	0.090	$7.91 \times 10^{-2}$

- What is the rate law?
  - Calculate the value of the rate constant.
  - Calculate the initial rate for an experiment where both  $\text{I}^-$  and  $\text{OCI}^-$  are initially present at 0.15 mol/L.
32. The following data were obtained for the reaction



where 
$$\text{Rate} = -\frac{\Delta[\text{ClO}_2]}{\Delta t}$$

$[\text{ClO}_2]_0$ (mol/L)	$[\text{OH}^-]_0$ (mol/L)	Initial Rate (mol/L · s)
0.0500	0.100	$5.75 \times 10^{-2}$
0.100	0.100	$2.30 \times 10^{-1}$
0.100	0.0500	$1.15 \times 10^{-1}$

- Determine the rate law and the value of the rate constant.
- What would be the initial rate for an experiment with  $[\text{ClO}_2]_0 = 0.175$  mol/L and  $[\text{OH}^-]_0 = 0.0844$  mol/L?

### Integrated Rate Laws

33. The decomposition of hydrogen peroxide was studied, and the following data were obtained at a particular temperature:

Time (s)	$[\text{H}_2\text{O}_2]$ (mol/L)
0	1.00
$120 \pm 1$	0.91
$300 \pm 1$	0.78
$600 \pm 1$	0.59
$1200 \pm 1$	0.37
$1800 \pm 1$	0.22
$2400 \pm 1$	0.13
$3000 \pm 1$	0.082
$3600 \pm 1$	0.050

Assuming that

$$\text{Rate} = -\frac{\Delta[\text{H}_2\text{O}_2]}{\Delta t}$$

determine the rate law, the integrated rate law, and the value of the rate constant. Calculate  $[\text{H}_2\text{O}_2]$  at 4000. s after the start of the reaction.

34. A certain reaction has the following general form:



At a particular temperature and  $[\text{A}]_0 = 2.00 \times 10^{-2} \text{ M}$ , concentration versus time data were collected for this reaction, and a plot of  $\ln[\text{A}]$  versus time resulted in a straight line with a slope value of  $-2.97 \times 10^{-2} \text{ min}^{-1}$ .

- Determine the rate law, the integrated rate law, and the value of the rate constant for this reaction.
- Calculate the half-life for this reaction.
- How much time is required for the concentration of A to decrease to  $2.50 \times 10^{-3} \text{ M}$ ?

35. The rate of the reaction



depends only on the concentration of nitrogen dioxide below 225°C. At a temperature below 225°C, the following data were collected:

Time (s)	$[\text{NO}_2]$ (mol/L)
0	0.500
$1.20 \times 10^3$	0.444
$3.00 \times 10^3$	0.381
$4.50 \times 10^3$	0.340
$9.00 \times 10^3$	0.250
$1.80 \times 10^4$	0.174

Determine the rate law, the integrated rate law, and the value of the rate constant. Calculate  $[\text{NO}_2]$  at  $2.70 \times 10^4$  s after the start of the reaction.

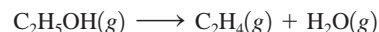
36. A certain reaction has the following general form:



At a particular temperature and  $[\text{A}]_0 = 2.80 \times 10^{-3} \text{ M}$ , concentration versus time data were collected for this reaction, and a plot of  $1/[\text{A}]$  versus time resulted in a straight line with a slope value of  $+3.60 \times 10^{-2} \text{ L/mol} \cdot \text{s}$ .

- Determine the rate law, the integrated rate law, and the value of the rate constant for this reaction.
- Calculate the half-life for this reaction.
- How much time is required for the concentration of A to decrease to  $7.00 \times 10^{-4} \text{ M}$ ?

37. The decomposition of ethanol ( $\text{C}_2\text{H}_5\text{OH}$ ) on an alumina ( $\text{Al}_2\text{O}_3$ ) surface



was studied at 600 K. Concentration versus time data were collected for this reaction, and a plot of  $[\text{A}]$  versus time resulted in a straight line with a slope of  $-4.00 \times 10^{-5} \text{ mol/L} \cdot \text{s}$ .

- Determine the rate law, the integrated rate law, and the value of the rate constant for this reaction.
- If the initial concentration of  $\text{C}_2\text{H}_5\text{OH}$  was  $1.25 \times 10^{-2} \text{ M}$ , calculate the half-life for this reaction.
- How much time is required for all the  $1.25 \times 10^{-2} \text{ M}$   $\text{C}_2\text{H}_5\text{OH}$  to decompose?

38. At 500 K in the presence of a copper surface, ethanol decomposes according to the equation



The pressure of  $\text{C}_2\text{H}_5\text{OH}$  was measured as a function of time and the following data were obtained:

Time (s)	$P_{\text{C}_2\text{H}_5\text{OH}}$ (torr)
0	250.
100.	237
200.	224
300.	211
400.	198
500.	185

Since the pressure of a gas is directly proportional to the concentration of gas, we can express the rate law for a gaseous reaction in terms of partial pressures. Using the above data, deduce the rate law, the integrated rate law, and the value of the rate constant, all in terms of pressure units in atm and time in seconds. Predict the pressure of  $\text{C}_2\text{H}_5\text{OH}$  after 900. s from the start of the reaction. (*Hint:* To determine the order of the reaction with respect to  $\text{C}_2\text{H}_5\text{OH}$ , compare how the pressure of  $\text{C}_2\text{H}_5\text{OH}$  decreases with each time listing.)

39. The dimerization of butadiene



was studied at 500. K, and the following data were obtained:

Time (s)	$[\text{C}_4\text{H}_6]$ (mol/L)
195	$1.6 \times 10^{-2}$
604	$1.5 \times 10^{-2}$
1246	$1.3 \times 10^{-2}$
2180	$1.1 \times 10^{-2}$
6210	$0.68 \times 10^{-2}$

Assuming that

$$\text{Rate} = -\frac{\Delta[\text{C}_4\text{H}_6]}{\Delta t}$$

determine the form of the rate law, the integrated rate law, and the value of the rate constant for this reaction. (These are actual experimental data, so they may not give a perfectly straight line.)

40. The rate of the reaction



was studied at a certain temperature.

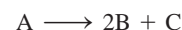
- a. In the first set of experiments,  $\text{NO}_2$  was in large excess, at a concentration of  $1.0 \times 10^{13}$  molecules/cm<sup>3</sup> with the following data collected:

Time (s)	$[\text{O}]$ (atoms/cm <sup>3</sup> )
0	$5.0 \times 10^9$
$1.0 \times 10^{-2}$	$1.9 \times 10^9$
$2.0 \times 10^{-2}$	$6.8 \times 10^8$
$3.0 \times 10^{-2}$	$2.5 \times 10^8$

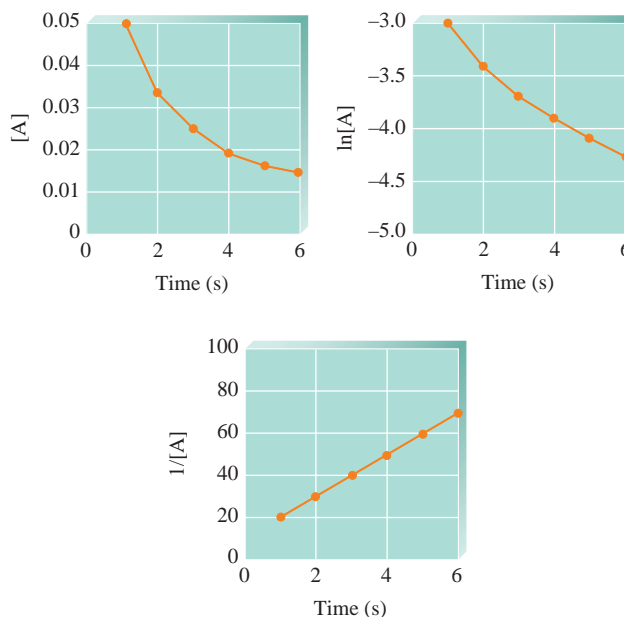
What is the order of the reaction with respect to oxygen atoms?

- b. The reaction is known to be first order with respect to  $\text{NO}_2$ . Determine the overall rate law and the value of the rate constant.

41. Experimental data for the reaction



have been plotted in the following three different ways (with concentration units in mol/L):




What is the order of the reaction with respect to A and what is the initial concentration of A?

42. Consider the data plotted in Exercise 41 when answering the following questions.

- a. What is the concentration of A after 9 s?  
b. What are the first three half-lives for this experiment?

43. The reaction



is known to be zero order in A and to have a rate constant of  $5.0 \times 10^{-2}$  mol/L · s at 25°C. An experiment was run at 25°C where  $[\text{A}]_0 = 1.0 \times 10^{-3}$  M.

- a. Write the integrated rate law for this reaction.  
b. Calculate the half-life for the reaction.  
c. Calculate the concentration of B after  $5.0 \times 10^{-3}$  s has elapsed.  
44. The decomposition of hydrogen iodide on finely divided gold at 150°C is zero order with respect to HI. The rate defined below is constant at  $1.20 \times 10^{-4}$  mol/L · s.



$$\text{Rate} = -\frac{\Delta[\text{HI}]}{\Delta t} = k = 1.20 \times 10^{-4} \text{ mol/L} \cdot \text{s}$$

- a. If the initial HI concentration was 0.250 mol/L, calculate the concentration of HI at 25 minutes after the start of the reaction.  
b. How long will it take for all of the 0.250 M HI to decompose?

45. A certain first-order reaction is 45.0% complete in 65 s. What are the values of the rate constant and the half-life for this process?
46. The radioactive isotope  $^{32}\text{P}$  decays by first-order kinetics and has a half-life of 14.3 days. How long does it take for 95.0% of a sample of  $^{32}\text{P}$  to decay?
47. A first-order reaction is 75.0% complete in 320. s.
- What are the first and second half-lives for this reaction?
  - How long does it take for 90.0% completion?
48. The rate law for the decomposition of phosphine ( $\text{PH}_3$ ) is

$$\text{Rate} = -\frac{\Delta[\text{PH}_3]}{\Delta t} = k[\text{PH}_3]$$

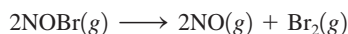
It takes 120. s for 1.00 M  $\text{PH}_3$  to decrease to 0.250 M. How much time is required for 2.00 M  $\text{PH}_3$  to decrease to a concentration of 0.350 M?

49. Consider the following initial rate data for the decomposition of compound AB to give A and B:

$[\text{AB}]_0$ (mol/L)	Initial Rate (mol/L · s)
0.200	$3.20 \times 10^{-3}$
0.400	$1.28 \times 10^{-2}$
0.600	$2.88 \times 10^{-2}$

Determine the half-life for the decomposition reaction initially having 1.00 M AB present.

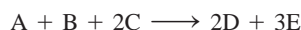
50. The rate law for the reaction



at some temperature is

$$\text{Rate} = -\frac{\Delta[\text{NOBr}]}{\Delta t} = k[\text{NOBr}]^2$$

- If the half-life for this reaction is 2.00 s when  $[\text{NOBr}]_0 = 0.900 \text{ M}$ , calculate the value of  $k$  for this reaction.
  - How much time is required for the concentration of NOBr to decrease to 0.100 M?
51. For the reaction  $\text{A} \rightarrow \text{products}$ , successive half-lives are observed to be 10.0, 20.0, and 40.0 min for an experiment in which  $[\text{A}]_0 = 0.10 \text{ M}$ . Calculate the concentration of A at the following times.
- 80.0 min
  - 30.0 min
52. Consider the hypothetical reaction



where the rate law is

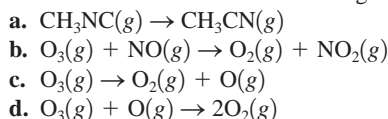
$$\text{Rate} = -\frac{\Delta[\text{A}]}{\Delta t} = k[\text{A}][\text{B}]^2$$

An experiment is carried out where  $[\text{A}]_0 = 1.0 \times 10^{-2} \text{ M}$ ,  $[\text{B}]_0 = 3.0 \text{ M}$ , and  $[\text{C}]_0 = 2.0 \text{ M}$ . The reaction is started, and after 8.0 seconds, the concentration of A is  $3.8 \times 10^{-3} \text{ M}$ .

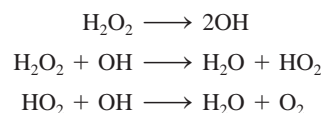
- Calculate the value of  $k$  for this reaction.
- Calculate the half-life for this experiment.
- Calculate the concentration of A after 13.0 seconds.
- Calculate the concentration of C after 13.0 seconds.

### Reaction Mechanisms

53. Write the rate laws for the following elementary reactions.

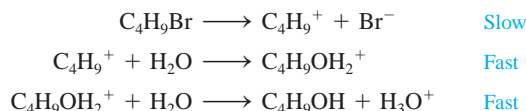


54. A possible mechanism for the decomposition of hydrogen peroxide is



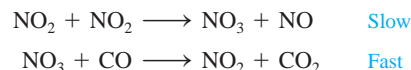
Using your results from Exercise 33, specify which step is the rate-determining step. What is the overall balanced equation for the reaction?

55. A proposed mechanism for a reaction is



Write the rate law expected for this mechanism. What is the overall balanced equation for the reaction? What are the intermediates in the proposed mechanism?

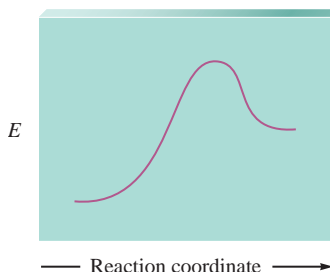
56. The mechanism for the reaction of nitrogen dioxide with carbon monoxide to form nitric oxide and carbon dioxide is thought to be



Write the rate law expected for this mechanism. What is the overall balanced equation for the reaction?

### Temperature Dependence of Rate Constants and the Collision Model

57. For the following reaction profile, indicate
- the positions of reactants and products.
  - the activation energy.
  - $\Delta E$  for the reaction.



58. Draw a rough sketch of the energy profile for each of the following cases:

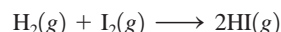
- $\Delta E = +10 \text{ kJ/mol}$ ,  $E_a = 25 \text{ kJ/mol}$
- $\Delta E = -10 \text{ kJ/mol}$ ,  $E_a = 50 \text{ kJ/mol}$
- $\Delta E = -50 \text{ kJ/mol}$ ,  $E_a = 50 \text{ kJ/mol}$

59. The activation energy for the reaction



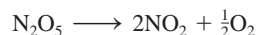
is 125 kJ/mol, and  $\Delta E$  for the reaction is  $-216 \text{ kJ/mol}$ . What is the activation energy for the reverse reaction  $[\text{NO}(\text{g}) + \text{CO}_2(\text{g}) \longrightarrow \text{NO}_2(\text{g}) + \text{CO}(\text{g})]$ ?

60. The activation energy for the reaction



is 167 kJ/mol, and  $\Delta E$  for the reaction is  $+28 \text{ kJ/mol}$ . What is the activation energy for the decomposition of HI?

61. The rate constant for the gas-phase decomposition of  $\text{N}_2\text{O}_5$ ,



has the following temperature dependence:

$T$ (K)	$k$ ( $\text{s}^{-1}$ )
338	$4.9 \times 10^{-3}$
318	$5.0 \times 10^{-4}$
298	$3.5 \times 10^{-5}$

Make the appropriate graph using these data, and determine the activation energy for this reaction.

62. The reaction



in a certain solvent is first order with respect to  $(\text{CH}_3)_3\text{CBr}$  and zero order with respect to  $\text{OH}^-$ . In several experiments, the rate constant  $k$  was determined at different temperatures. A plot of  $\ln(k)$  versus  $1/T$  was constructed resulting in a straight line with a slope value of  $-1.10 \times 10^4 \text{ K}$  and  $y$ -intercept of 33.5. Assume  $k$  has units of  $\text{s}^{-1}$ .

- Determine the activation energy for this reaction.
- Determine the value of the frequency factor  $A$ .
- Calculate the value of  $k$  at  $25^\circ\text{C}$ .

63. The activation energy for the decomposition of  $\text{HI}(\text{g})$  to  $\text{H}_2(\text{g})$  and  $\text{I}_2(\text{g})$  is  $186 \text{ kJ/mol}$ . The rate constant at  $555 \text{ K}$  is  $3.52 \times 10^{-7} \text{ L/mol} \cdot \text{s}$ . What is the rate constant at  $645 \text{ K}$ ?

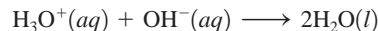
64. A first-order reaction has rate constants of  $4.6 \times 10^{-2} \text{ s}^{-1}$  and  $8.1 \times 10^{-2} \text{ s}^{-1}$  at  $0^\circ\text{C}$  and  $20^\circ\text{C}$ , respectively. What is the value of the activation energy?

65. A certain reaction has an activation energy of  $54.0 \text{ kJ/mol}$ . As the temperature is increased from  $22^\circ\text{C}$  to a higher temperature, the rate constant increases by a factor of 7.00. Calculate the higher temperature.

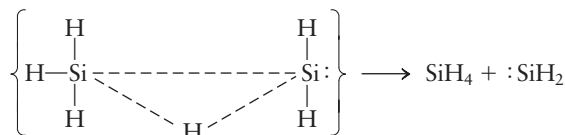
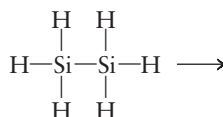
66. Chemists commonly use a rule of thumb that an increase of  $10 \text{ K}$  in temperature doubles the rate of a reaction. What must the

activation energy be for this statement to be true for a temperature increase from  $25$  to  $35^\circ\text{C}$ ?

67. Which of the following reactions would you expect to proceed at a faster rate at room temperature? Why? (*Hint*: Think about which reaction would have the lower activation energy.)



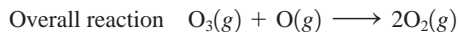
68. One reason suggested for the instability of long chains of silicon atoms is that the decomposition involves the transition state shown below:



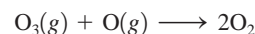
The activation energy for such a process is  $210 \text{ kJ/mol}$ , which is less than either the Si—Si or the Si—H bond energy. Why would a similar mechanism not be expected to play a very important role in the decomposition of long chains of carbon atoms as seen in organic compounds?

### Catalysts

69. One mechanism for the destruction of ozone in the upper atmosphere is

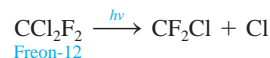


- Which species is a catalyst?
- Which species is an intermediate?
- $E_a$  for the uncatalyzed reaction




is  $14.0 \text{ kJ}$ .  $E_a$  for the same reaction when catalyzed is  $11.9 \text{ kJ}$ . What is the ratio of the rate constant for the catalyzed reaction to that for the uncatalyzed reaction at  $25^\circ\text{C}$ ? Assume that the frequency factor  $A$  is the same for each reaction.

70. One of the concerns about the use of Freons is that they will migrate to the upper atmosphere, where chlorine atoms can be generated by the following reaction:



Chlorine atoms can act as a catalyst for the destruction of ozone. The activation energy for the reaction



is 2.1 kJ/mol. Which is the more effective catalyst for the destruction of ozone, Cl or NO? (See Exercise 69.)

71. Assuming that the mechanism for the hydrogenation of  $C_2H_4$  given in Section 12.7 is correct, would you predict that the product of the reaction of  $C_2H_4$  with  $D_2$  would be  $CH_2D-CH_2D$  or  $CHD_2-CH_3$ ? How could the reaction of  $C_2H_4$  with  $D_2$  be used to confirm the mechanism for the hydrogenation of  $C_2H_4$  given in Section 12.7?
72. The decomposition of  $NH_3$  to  $N_2$  and  $H_2$  was studied on two surfaces:

Surface	$E_a$ (kJ/mol)
W	163
Os	197

Without a catalyst, the activation energy is 335 kJ/mol.

- Which surface is the better heterogeneous catalyst for the decomposition of  $NH_3$ ? Why?
- How many times faster is the reaction at 298 K on the W surface compared with the reaction with no catalyst present? Assume that the frequency factor  $A$  is the same for each reaction.
- The decomposition reaction on the two surfaces obeys a rate law of the form

$$\text{Rate} = k \frac{[NH_3]}{[H_2]}$$

How can you explain the inverse dependence of the rate on the  $H_2$  concentration?

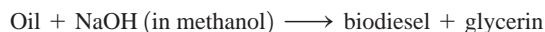
73. A popular chemical demonstration is the “magic genie” procedure, in which hydrogen peroxide decomposes to water and oxygen gas with the aid of a catalyst. The activation energy of this (uncatalyzed) reaction is 70.0 kJ/mol. When the catalyst is added, the activation energy (at 20.°C) is 42.0 kJ/mol. Theoretically, to what temperature (°C) would one have to heat the hydrogen peroxide solution so that the rate of the uncatalyzed reaction is equal to the rate of the catalyzed reaction at 20.°C? Assume the frequency factor  $A$  is constant and assume the initial concentrations are the same.
74. The activation energy for a reaction is changed from 184 kJ/mol to 59.0 kJ/mol at 600. K by the introduction of a catalyst. If the uncatalyzed reaction takes about 2400 years to occur, about how long will the catalyzed reaction take? Assume the frequency factor  $A$  is constant and assume the initial concentrations are the same.

## ▶ Connecting to Biochemistry

75. The rate of the reaction between hemoglobin (Hb) and carbon monoxide (CO) was studied at 20°C. The following data were collected with all concentration units in  $\mu\text{mol/L}$ . (A hemoglobin concentration of 2.21  $\mu\text{mol/L}$  is equal to  $2.21 \times 10^{-6}$  mol/L.)

[Hb] <sub>0</sub> ( $\mu\text{mol/L}$ )	[CO] <sub>0</sub> ( $\mu\text{mol/L}$ )	Initial Rate ( $\mu\text{mol/L} \cdot \text{s}$ )
2.21	1.00	0.619
4.42	1.00	1.24
4.42	3.00	3.71

- Determine the orders of this reaction with respect to Hb and CO.
  - Determine the rate law.
  - Calculate the value of the rate constant.
  - What would be the initial rate for an experiment with  $[Hb]_0 = 3.36 \mu\text{mol/L}$  and  $[CO]_0 = 2.40 \mu\text{mol/L}$ ?
76. DDT (354.49 g/mol) was a widely used insecticide that was banned from use in the United States in 1973. This ban was brought about due to the persistence of DDT in many different ecosystems, leading to high accumulations of the substance in many birds of prey. The insecticide was shown to cause a thinning of egg shells, pushing many birds toward extinction. If a 20-L drum of DDT was spilled into a pond, resulting in a DDT concentration of  $8.75 \times 10^{-5} M$ , how long would it take for the levels of DDT to reach a concentration of  $1.41 \times 10^{-7} M$  (a level that is generally assumed safe in mammals)? Assume the decomposition of DDT is a first-order process with a half-life of 56.0 days.
77. In an effort to become more environmentally friendly, you have decided that your next vehicle will run on biodiesel that you will produce yourself. You have researched how to make biodiesel in your own home and have decided that your best bet is to use the following chemical reaction:



You performed a test reaction in your kitchen to study the kinetics of this process. You were able to monitor the concentration of the oil and found that the concentration dropped from 0.500  $M$  to 0.250  $M$  in 20.0 minutes. It took an additional 40.0 minutes for the concentration of the oil to further drop to 0.125  $M$ . How long will it take for you to convert 97.0% of the oil to biodiesel?

78. Theophylline is a pharmaceutical drug that is sometimes used to help with lung function. You observe a case where the initial lab results indicate that the concentration of theophylline in a patient's body decreased from  $2.0 \times 10^{-3} M$  to  $1.0 \times 10^{-3} M$  in 24 hours. In another 12 hours the drug concentration was found to be  $5.0 \times 10^{-4} M$ . What is the value of the rate constant for the metabolism of this drug in the body?
79. Experiments during a recent summer on a number of fireflies (small beetles, *Lampyridae photinus*) showed that the average interval between flashes of individual insects was 16.3 s at 21.0°C and 13.0 s at 27.8°C.
- What is the apparent activation energy of the reaction that controls the flashing?
  - What would be the average interval between flashes of an individual firefly at 30.0°C?
  - Compare the observed intervals and the one you calculated in part b to the rule of thumb that the Celsius temperature is 54 minus twice the interval between flashes.
80. Experiments have shown the average frequency of chirping of individual snowy tree crickets (*Oecanthus fultoni*) to be 178  $\text{min}^{-1}$  at 25.0°C, 126  $\text{min}^{-1}$  at 20.3°C, and 100.  $\text{min}^{-1}$  at 17.3°C.
- What is the apparent activation energy of the reaction that controls the chirping?
  - What chirping rate would be expected at 15.0°C?
  - Compare the observed rates and your calculated rate from part b to the rule of thumb that the Fahrenheit temperature is 42 plus 0.80 times the number of chirps in 15 s.

81. Cobra venom helps the snake secure food by binding to acetylcholine receptors on the diaphragm of a bite victim, leading to the loss of function of the diaphragm muscle tissue and eventually death. In order to develop more potent antivenoms, scientists have studied what happens to the toxin once it has bound the acetylcholine receptors. They have found that the toxin is released from the receptor in a process that can be described by the rate law

$$\text{Rate} = k[\text{acetylcholine receptor-toxin complex}]$$

If the activation energy of this reaction at 37.0°C is 26.2 kJ/mol and  $A = 0.850 \text{ s}^{-1}$ , what is the rate of reaction if you have a 0.200 M solution of receptor-toxin complex at 37.0°C?

82. You and a coworker have developed a molecule that has shown potential as cobra antivenom (AV). This antivenom works by binding to the venom (V), thereby rendering it nontoxic. This reaction can be described by the rate law

$$\text{Rate} = k[\text{AV}]^1[\text{V}]^1$$

You have been given the following data from your coworker:

$$[\text{V}]_0 = 0.20 \text{ M}$$

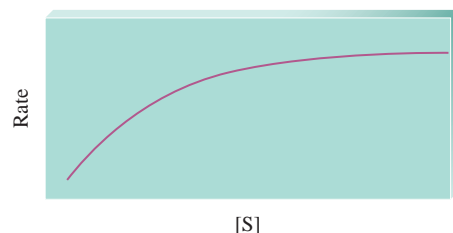
$$[\text{AV}]_0 = 1.0 \times 10^{-4} \text{ M}$$

A plot of  $\ln[\text{AV}]$  versus  $t$  (s) gives a straight line with a slope of  $-0.32 \text{ s}^{-1}$ . What is the value of the rate constant ( $k$ ) for this reaction?

83. For enzyme-catalyzed reactions that follow the mechanism



a graph of the rate as a function of  $[\text{S}]$ , the concentration of the substrate, has the following appearance:



Note that at higher substrate concentrations the rate no longer changes with  $[\text{S}]$ . Suggest a reason for this.

84. Iodomethane ( $\text{CH}_3\text{I}$ ) is a commonly used reagent in organic chemistry. When used properly, this reagent allows chemists to introduce methyl groups in many different useful applications. The chemical does pose a risk as a carcinogen, possibly owing to iodomethane's ability to react with portions of the DNA strand (if they were to come in contact). Consider the following hypothetical initial rates data:

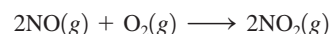
$[\text{DNA}]_0$ ( $\mu\text{mol/L}$ )	$[\text{CH}_3\text{I}]_0$ ( $\mu\text{mol/L}$ )	Initial Rate ( $\mu\text{mol/L} \cdot \text{s}$ )
0.100	0.100	$3.20 \times 10^{-4}$
0.100	0.200	$6.40 \times 10^{-4}$
0.200	0.200	$1.28 \times 10^{-3}$

Which of the following could be a possible mechanism to explain the initial rate data?



## ► Additional Exercises

85. The reaction



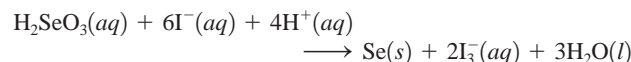
was studied, and the following data were obtained where

$$\text{Rate} = -\frac{\Delta[\text{O}_2]}{\Delta t}$$

$[\text{NO}]_0$ (molecules/cm <sup>3</sup> )	$[\text{O}_2]_0$ (molecules/cm <sup>3</sup> )	Initial Rate (molecules/cm <sup>3</sup> · s)
$1.00 \times 10^{18}$	$1.00 \times 10^{18}$	$2.00 \times 10^{16}$
$3.00 \times 10^{18}$	$1.00 \times 10^{18}$	$1.80 \times 10^{17}$
$2.50 \times 10^{18}$	$2.50 \times 10^{18}$	$3.13 \times 10^{17}$

What would be the initial rate for an experiment where  $[\text{NO}]_0 = 6.21 \times 10^{18}$  molecules/cm<sup>3</sup> and  $[\text{O}_2]_0 = 7.36 \times 10^{18}$  molecules/cm<sup>3</sup>?

86. The reaction



was studied at 0°C, and the following data were obtained:

$[\text{H}_2\text{SeO}_3]_0$ (mol/L)	$[\text{H}^+]_0$ (mol/L)	$[\text{I}^-]_0$ (mol/L)	Initial Rate (mol/L · s)
$1.0 \times 10^{-4}$	$2.0 \times 10^{-2}$	$2.0 \times 10^{-2}$	$1.66 \times 10^{-7}$
$2.0 \times 10^{-4}$	$2.0 \times 10^{-2}$	$2.0 \times 10^{-2}$	$3.33 \times 10^{-7}$
$3.0 \times 10^{-4}$	$2.0 \times 10^{-2}$	$2.0 \times 10^{-2}$	$4.99 \times 10^{-7}$
$1.0 \times 10^{-4}$	$4.0 \times 10^{-2}$	$2.0 \times 10^{-2}$	$6.66 \times 10^{-7}$
$1.0 \times 10^{-4}$	$1.0 \times 10^{-2}$	$2.0 \times 10^{-2}$	$0.42 \times 10^{-7}$
$1.0 \times 10^{-4}$	$2.0 \times 10^{-2}$	$4.0 \times 10^{-2}$	$13.2 \times 10^{-7}$
$1.0 \times 10^{-4}$	$1.0 \times 10^{-2}$	$4.0 \times 10^{-2}$	$3.36 \times 10^{-7}$

These relationships hold only if there is an insignificant amount of  $\text{I}_3^-$  present. What is the rate law and the value of the rate constant? (Assume that rate =  $-\frac{\Delta[\text{H}_2\text{SeO}_3]}{\Delta t}$ .)

87. Consider two reaction vessels, one containing A and the other containing B, with equal concentrations at  $t = 0$ . If both substances decompose by first-order kinetics, where

$$k_A = 4.50 \times 10^{-4} \text{ s}^{-1}$$

$$k_B = 3.70 \times 10^{-3} \text{ s}^{-1}$$

how much time must pass to reach a condition such that  $[\text{A}] = 4.00[\text{B}]$ ?



88. Sulfuryl chloride ( $\text{SO}_2\text{Cl}_2$ ) decomposes to sulfur dioxide ( $\text{SO}_2$ ) and chlorine ( $\text{Cl}_2$ ) by reaction in the gas phase. The following pressure data were obtained when a sample containing  $5.00 \times 10^{-2}$  mol sulfuryl chloride was heated to 600. K in a  $5.00 \times 10^{-1}$ -L container.

<b>Time (hours):</b>	0.00	1.00	2.00	4.00	8.00	16.00
<b><math>P_{\text{SO}_2\text{Cl}_2}</math> (atm):</b>	4.93	4.26	3.52	2.53	1.30	0.34

Defining the rate as  $-\frac{\Delta[\text{SO}_2\text{Cl}_2]}{\Delta t}$ ,

- determine the value of the rate constant for the decomposition of sulfuryl chloride at 600. K.
  - what is the half-life of the reaction?
  - what fraction of the sulfuryl chloride remains after 20.0 h?
89. For the reaction



the following data were collected, where

$$\text{Rate} = -\frac{\Delta[\text{N}_2\text{O}_5]}{\Delta t}$$

Time (s)	$T = 338 \text{ K}$	$T = 318 \text{ K}$
	$[\text{N}_2\text{O}_5]$	$[\text{N}_2\text{O}_5]$
0	$1.00 \times 10^{-1} \text{ M}$	$1.00 \times 10^{-1} \text{ M}$
100.	$6.14 \times 10^{-2} \text{ M}$	$9.54 \times 10^{-2} \text{ M}$
300.	$2.33 \times 10^{-2} \text{ M}$	$8.63 \times 10^{-2} \text{ M}$
600.	$5.41 \times 10^{-3} \text{ M}$	$7.43 \times 10^{-2} \text{ M}$
900.	$1.26 \times 10^{-3} \text{ M}$	$6.39 \times 10^{-2} \text{ M}$

Calculate  $E_a$  for this reaction.

90. Experimental values for the temperature dependence of the rate constant for the gas-phase reaction

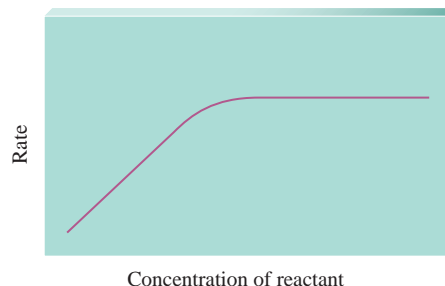


are as follows:

$T$ (K)	$k$ (L/mol · s)
195	$1.08 \times 10^9$
230.	$2.95 \times 10^9$
260.	$5.42 \times 10^9$
298	$12.0 \times 10^9$
369	$35.5 \times 10^9$

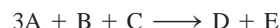
Make the appropriate graph using these data, and determine the activation energy for this reaction.

91. The decomposition of many substances on the surface of a heterogeneous catalyst shows the following behavior:



How do you account for the rate law changing from first order to zero order in the concentration of reactant?

92. The activation energy of a certain uncatalyzed biochemical reaction is 50.0 kJ/mol. In the presence of a catalyst at 37°C, the rate constant for the reaction increases by a factor of  $2.50 \times 10^3$  as compared with the uncatalyzed reaction. Assuming the frequency factor  $A$  is the same for both the catalyzed and uncatalyzed reactions, calculate the activation energy for the catalyzed reaction.
93. Consider the reaction



where the rate law is defined as

$$-\frac{\Delta[\text{A}]}{\Delta t} = k[\text{A}]^2[\text{B}][\text{C}]$$

An experiment is carried out where  $[\text{B}]_0 = [\text{C}]_0 = 1.00 \text{ M}$  and  $[\text{A}]_0 = 1.00 \times 10^{-4} \text{ M}$ .

- If after 3.00 min,  $[\text{A}] = 3.26 \times 10^{-5} \text{ M}$ , calculate the value of  $k$ .
- Calculate the half-life for this experiment.
- Calculate the concentration of B and the concentration of A after 10.0 min.

## ► Challenge Problems

94. Consider a reaction of the type  $a\text{A} \longrightarrow \text{products}$ , in which the rate law is found to be  $\text{rate} = k[\text{A}]^3$  (termolecular reactions are improbable but possible). If the first half-life of the reaction is found to be 40. s, what is the time for the second half-life? *Hint:* Using your calculus knowledge, derive the integrated rate law from the differential rate law for a termolecular reaction:

$$\text{Rate} = \frac{-d[\text{A}]}{dt} = k[\text{A}]^3$$

95. A study was made of the effect of the hydroxide concentration on the rate of the reaction

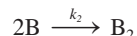
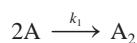


The following data were obtained:

$[I^-]_0$ (mol/L)	$[OCl^-]_0$ (mol/L)	$[OH^-]_0$ (mol/L)	Initial Rate (mol/L · s)
0.0013	0.012	0.10	$9.4 \times 10^{-3}$
0.0026	0.012	0.10	$18.7 \times 10^{-3}$
0.0013	0.0060	0.10	$4.7 \times 10^{-3}$
0.0013	0.018	0.10	$14.0 \times 10^{-3}$
0.0013	0.012	0.050	$18.7 \times 10^{-3}$
0.0013	0.012	0.20	$4.7 \times 10^{-3}$
0.0013	0.018	0.20	$7.0 \times 10^{-3}$

Determine the rate law and the value of the rate constant for this reaction.

96. Two isomers (A and B) of a given compound dimerize as follows:



Both processes are known to be second order in reactant, and  $k_1$  is known to be  $0.250 \text{ L/mol} \cdot \text{s}$  at  $25^\circ\text{C}$ . In a particular experiment A and B were placed in separate containers at  $25^\circ\text{C}$ , where  $[A]_0 = 1.00 \times 10^{-2} \text{ M}$  and  $[B]_0 = 2.50 \times 10^{-2} \text{ M}$ . It was found that after each reaction had progressed for 3.00 min,  $[A] = 3.00[B]$ . In this case the rate laws are defined as

$$\text{Rate} = -\frac{\Delta[A]}{\Delta t} = k_1[A]^2$$

$$\text{Rate} = -\frac{\Delta[B]}{\Delta t} = k_2[B]^2$$

- Calculate the concentration of  $A_2$  after 3.00 min.
- Calculate the value of  $k_2$ .
- Calculate the half-life for the experiment involving A.

97. The reaction



was studied by performing two experiments. In the first experiment the rate of disappearance of NO was followed in the presence of a large excess of  $\text{O}_3$ . The results were as follows ( $[\text{O}_3]$  remains effectively constant at  $1.0 \times 10^{14} \text{ molecules/cm}^3$ ):

Time (ms)	$[\text{NO}]$ (molecules/cm <sup>3</sup> )
0	$6.0 \times 10^8$
$100 \pm 1$	$5.0 \times 10^8$
$500 \pm 1$	$2.4 \times 10^8$
$700 \pm 1$	$1.7 \times 10^8$
$1000 \pm 1$	$9.9 \times 10^7$

In the second experiment  $[\text{NO}]$  was held constant at  $2.0 \times 10^{14} \text{ molecules/cm}^3$ . The data for the disappearance of  $\text{O}_3$  are as follows:

Time (ms)	$[\text{O}_3]$ (molecules/cm <sup>3</sup> )
0	$1.0 \times 10^{10}$
$50 \pm 1$	$8.4 \times 10^9$
$100 \pm 1$	$7.0 \times 10^9$
$200 \pm 1$	$4.9 \times 10^9$
$300 \pm 1$	$3.4 \times 10^9$

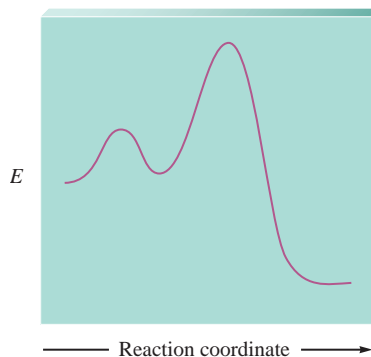
- What is the order with respect to each reactant?
- What is the overall rate law?
- What is the value of the rate constant from each set of experiments?

$$\text{Rate} = k'[\text{NO}]^x \quad \text{Rate} = k''[\text{O}_3]^y$$

- What is the value of the rate constant for the overall rate law?

$$\text{Rate} = k[\text{NO}]^x[\text{O}_3]^y$$

98. Most reactions occur by a series of steps. The energy profile for a certain reaction that proceeds by a two-step mechanism is



On the energy profile, indicate

- the positions of reactants and products.
  - the activation energy for the overall reaction.
  - $\Delta E$  for the reaction.
  - Which point on the plot represents the energy of the intermediate in the two-step reaction?
  - Which step in the mechanism for this reaction is rate determining, the first or the second step? Explain.
99. You are studying the kinetics of the reaction  $\text{H}_2(g) + \text{F}_2(g) \rightarrow 2\text{HF}(g)$  and you wish to determine a mechanism for the reaction. You run the reaction twice by keeping one reactant at a much higher pressure than the other reactant (this lower-pressure reactant begins at 1.000 atm). Unfortunately, you neglect to

record which reactant was at the higher pressure, and you forget which it was later. Your data for the first experiment are:

Pressure of HF (atm)	Time (min)
0	0
0.300	30.0
0.600	65.8
0.900	110.4
1.200	169.1
1.500	255.9

When you ran the second experiment (in which the higher-pressure reactant was run at a much higher pressure), you determine the values of the apparent rate constants to be the same. It also turns out that you find data taken from another person in the lab. This individual found that the reaction proceeds 40.0 times faster at 55°C than at 35°C. You also know, from the energy-level diagram, that there are three steps to the mechanism, and the first step has the highest activation energy. You look up the bond energies of the species involved and they are (in kJ/mol): H—H (432), F—F (154), and H—F (565).

- Sketch an energy-level diagram (qualitative) that is consistent with the one described previously. *Hint:* See Exercise 98.
  - Develop a reasonable mechanism for the reaction.
  - Which reactant was limiting in the experiments?
- 100.** The decomposition of  $\text{NO}_2(g)$  occurs by the following bimolecular elementary reaction:



The rate constant at 273 K is  $2.3 \times 10^{-12} \text{ L/mol} \cdot \text{s}$ , and the activation energy is 111 kJ/mol. How long will it take for the concentration of  $\text{NO}_2(g)$  to decrease from an initial partial pressure of 2.5 atm to 1.5 atm at 500. K? Assume ideal gas behavior.

- 101.** The following data were collected in two studies of the reaction



Time (s)	Experiment 1 [A] (mol/L) $\times 10^{-2}$	Experiment 2 [A] (mol/L) $\times 10^{-2}$
0	10.0	10.0
20.	6.67	5.00
40.	5.00	3.33
60.	4.00	2.50
80.	3.33	2.00
100.	2.86	1.67
120.	2.50	1.43

In Experiment 1,  $[\text{B}]_0 = 5.0 \text{ M}$ .

In Experiment 2,  $[\text{B}]_0 = 10.0 \text{ M}$ .

$$\text{Rate} = \frac{-\Delta[\text{A}]}{\Delta t}$$

- Why is [B] much greater than [A]?
  - Give the rate law and value for  $k$  for this reaction.
- 102.** Consider the following hypothetical data collected in two studies of the reaction



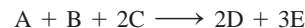
Time (s)	Experiment 1 [A] (mol/L)	Experiment 2 [A] (mol/L)
0	$1.0 \times 10^{-2}$	$1.0 \times 10^{-2}$
10.	$8.4 \times 10^{-3}$	$5.0 \times 10^{-3}$
20.	$7.1 \times 10^{-3}$	$2.5 \times 10^{-3}$
30.	?	$1.3 \times 10^{-3}$
40.	$5.0 \times 10^{-3}$	$6.3 \times 10^{-4}$

In Experiment 1,  $[\text{B}]_0 = 10.0 \text{ M}$ .

In Experiment 2,  $[\text{B}]_0 = 20.0 \text{ M}$ .

$$\text{Rate} = \frac{-\Delta[\text{A}]}{\Delta t}$$

- Use the concentration versus time data to determine the rate law for the reaction.
  - Solve for the value of the rate constant ( $k$ ) for the reaction. Include units.
  - Calculate the concentration of A in Experiment 1 at  $t = 30. \text{ s}$ .
- 103.** Consider the hypothetical reaction



In a study of this reaction three experiments were run at the same temperature. The rate is defined as  $-\Delta[\text{B}]/\Delta t$ .

*Experiment 1:*

$$[\text{A}]_0 = 2.0 \text{ M} \quad [\text{B}]_0 = 1.0 \times 10^{-3} \text{ M} \quad [\text{C}]_0 = 1.0 \text{ M}$$

[B] (mol/L)	Time (s)
$2.7 \times 10^{-4}$	$1.0 \times 10^5$
$1.6 \times 10^{-4}$	$2.0 \times 10^5$
$1.1 \times 10^{-4}$	$3.0 \times 10^5$
$8.5 \times 10^{-5}$	$4.0 \times 10^5$
$6.9 \times 10^{-5}$	$5.0 \times 10^5$
$5.8 \times 10^{-5}$	$6.0 \times 10^5$

Experiment 2:

$$[A]_0 = 1.0 \times 10^{-2} M \quad [B]_0 = 3.0 M \quad [C]_0 = 1.0 M$$

[A] (mol/L)	Time (s)
$8.9 \times 10^{-3}$	1.0
$7.1 \times 10^{-3}$	3.0
$5.5 \times 10^{-3}$	5.0
$3.8 \times 10^{-3}$	8.0
$2.9 \times 10^{-3}$	10.0
$2.0 \times 10^{-3}$	13.0

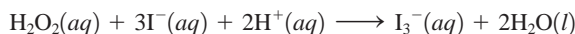
Experiment 3:

$$[A]_0 = 10.0 M \quad [B]_0 = 5.0 M \quad [C]_0 = 5.0 \times 10^{-1} M$$

[C] (mol/L)	Time (s)
0.43	$1.0 \times 10^{-2}$
0.36	$2.0 \times 10^{-2}$
0.29	$3.0 \times 10^{-2}$
0.22	$4.0 \times 10^{-2}$
0.15	$5.0 \times 10^{-2}$
0.08	$6.0 \times 10^{-2}$

Write the rate law for this reaction, and calculate the value of the rate constant.

104. Hydrogen peroxide and the iodide ion react in acidic solution as follows:



The kinetics of this reaction were studied by following the decay of the concentration of  $H_2O_2$  and constructing plots of  $\ln[H_2O_2]$  versus time. All the plots were linear and all solutions had  $[H_2O_2]_0 = 8.0 \times 10^{-4} \text{ mol/L}$ . The slopes of these straight lines depended on the initial concentrations of  $I^-$  and  $H^+$ . The results follow:

$[I^-]_0$ (mol/L)	$[H^+]_0$ (mol/L)	Slope ( $\text{min}^{-1}$ )
0.1000	0.0400	-0.120
0.3000	0.0400	-0.360
0.4000	0.0400	-0.480
0.0750	0.0200	-0.0760
0.0750	0.0800	-0.118
0.0750	0.1600	-0.174

The rate law for this reaction has the form

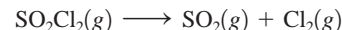
$$\text{Rate} = \frac{-\Delta[H_2O_2]}{\Delta t} = (k_1 + k_2[H^+])[I^-]^m[H_2O_2]^n$$

- Specify the order of this reaction with respect to  $[H_2O_2]$  and  $[I^-]$ .
- Calculate the values of the rate constants,  $k_1$  and  $k_2$ .
- What reason could there be for the two-term dependence of the rate on  $[H^+]$ ?

## ► Integrative Problems

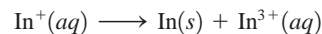
These problems require the integration of multiple concepts to find the solutions.

105. Sulfuryl chloride undergoes first-order decomposition at  $320.^\circ\text{C}$  with a half-life of 8.75 h.



What is the value of the rate constant,  $k$ , in  $s^{-1}$ ? If the initial pressure of  $SO_2Cl_2$  is 791 torr and the decomposition occurs in a 1.25-L container, how many molecules of  $SO_2Cl_2$  remain after 12.5 h?

106. Upon dissolving  $InCl(s)$  in  $HCl$ ,  $In^+(aq)$  undergoes a disproportionation reaction according to the following unbalanced equation:



This disproportionation follows first-order kinetics with a half-life of 667 s. What is the concentration of  $In^+(aq)$  after 1.25 h if the initial solution of  $In^+(aq)$  was prepared by dissolving 2.38 g  $InCl(s)$  in  $5.00 \times 10^2 \text{ mL}$  dilute  $HCl$ ? What mass of  $In(s)$  is formed after 1.25 h?

107. The decomposition of iodoethane in the gas phase proceeds according to the following equation:



At 660. K,  $k = 7.2 \times 10^{-4} \text{ s}^{-1}$ ; at 720. K,  $k = 1.7 \times 10^{-2} \text{ s}^{-1}$ . What is the value of the rate constant for this first-order decomposition at  $325^\circ\text{C}$ ? If the initial pressure of iodoethane is 894 torr at  $245^\circ\text{C}$ , what is the pressure of iodoethane after three half-lives?

## ► Marathon Problem

This problem is designed to incorporate several concepts and techniques into one situation.

108. Consider the following reaction:



At  $25^\circ\text{C}$ , the following two experiments were run, yielding the following data:

Experiment 1:  $[Y]_0 = 3.0 M$

$[CH_3X]$ (mol/L)	Time (h)
$7.08 \times 10^{-3}$	1.0
$4.52 \times 10^{-3}$	1.5
$2.23 \times 10^{-3}$	2.3
$4.76 \times 10^{-4}$	4.0
$8.44 \times 10^{-5}$	5.7
$2.75 \times 10^{-5}$	7.0

Experiment 2:  $[Y]_0 = 4.5 M$

$[CH_3X]$ (mol/L)	Time (h)
$4.50 \times 10^{-3}$	0
$1.70 \times 10^{-3}$	1.0
$4.19 \times 10^{-4}$	2.5
$1.11 \times 10^{-4}$	4.0
$2.81 \times 10^{-5}$	5.5

Experiments also were run at 85°C. The value of the rate constant at 85°C was found to be  $7.88 \times 10^8$  (with the time in units of hours), where  $[CH_3X]_0 = 1.0 \times 10^{-2} M$  and  $[Y]_0 = 3.0 M$ .

- Determine the rate law and the value of  $k$  for this reaction at 25°C.
- Determine the half-life at 85°C.
- Determine  $E_a$  for the reaction.
- Given that the C—X bond energy is known to be about 325 kJ/mol, suggest a mechanism that explains the results in parts a and c.

# Chemical Equilibrium

**13.1** ▶ The Equilibrium Condition  
The Characteristics of Chemical Equilibrium

**13.2** ▶ The Equilibrium Constant

**13.3** ▶ Equilibrium Expressions Involving Pressures

**13.4** ▶ Heterogeneous Equilibria

**13.5** ▶ Applications of the Equilibrium Constant

The Extent of a Reaction

Reaction Quotient

Calculating Equilibrium Pressures and Concentrations

**13.6** ▶ Solving Equilibrium Problems


Treating Systems That Have Small Equilibrium Constants

**13.7** ▶ Le Châtelier's Principle

The Effect of a Change in Concentration

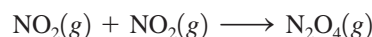
The Effect of a Change in Pressure

The Effect of a Change in Temperature



The equilibrium of dinitrogen tetroxide and nitrogen dioxide gas,  $\text{N}_2\text{O}_4(g) = 2\text{NO}_2(g)$ , moves to the right when the water bath is brought to a boil. The concentration of red-brown nitrogen dioxide gas ( $\text{NO}_2$ ) increases with an increase in temperature, and the color darkens.

**I**n doing stoichiometry calculations we assumed that reactions proceed to completion, that is, until one of the reactants runs out. Many reactions do proceed essentially to completion. For such reactions it can be assumed that the reactants are quantitatively converted to products and that the amount of limiting reactant that remains is negligible. On the other hand, there are many chemical reactions that stop far short of completion. An example is the dimerization of nitrogen dioxide:



The reactant,  $\text{NO}_2$ , is a dark brown gas, and the product,  $\text{N}_2\text{O}_4$ , is a colorless gas. When  $\text{NO}_2$  is placed in an evacuated, sealed glass vessel at  $25^\circ\text{C}$ , the initial dark brown color decreases in intensity as it is converted to colorless  $\text{N}_2\text{O}_4$ . However, even over a long period of time, the contents of the reaction vessel do not become colorless. Instead, the intensity of the brown color eventually becomes constant, which means that the concentration of  $\text{NO}_2$  is no longer changing. This is illustrated on the molecular level in Fig. 13.1. This observation is a clear indication that the reaction has stopped short of completion. In fact, the system has reached **chemical equilibrium**, *the state where the concentrations of all reactants and products remain constant with time*.

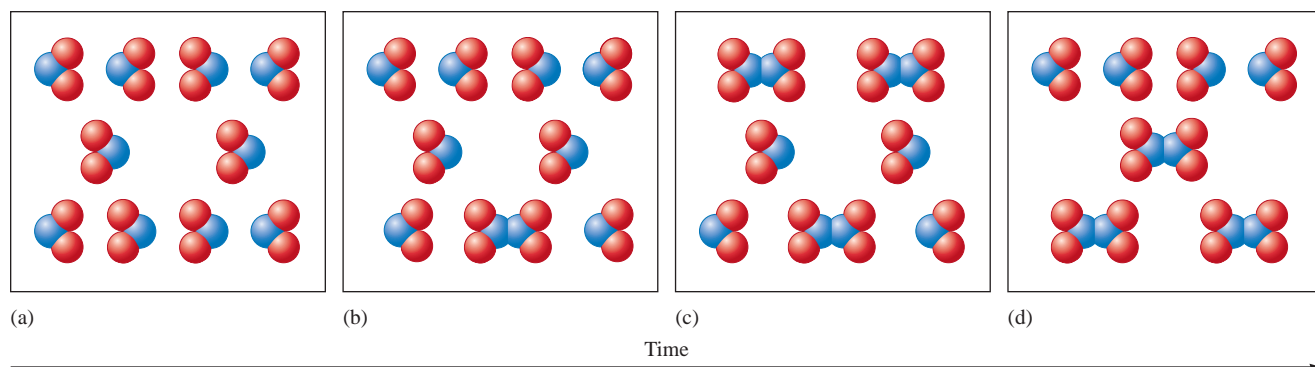
Any chemical reactions carried out in a closed vessel will reach equilibrium. For some reactions the equilibrium position so favors the products that the reaction appears to have gone to completion. We say that the equilibrium position for such reactions lies *far to the right* (in the direction of the products). For example, when gaseous hydrogen and oxygen are mixed in stoichiometric quantities and react to form water vapor, the reaction proceeds essentially to completion. The amounts of the reactants that remain when the system reaches equilibrium are so tiny as to be negligible. By contrast, some reactions occur only to a slight extent. For example, when solid  $\text{CaO}$  is placed in a closed vessel at  $25^\circ\text{C}$ , the decomposition to solid  $\text{Ca}$  and gaseous  $\text{O}_2$  is virtually undetectable. In cases like this, the equilibrium position is said to lie *far to the left* (in the direction of the reactants).

In this chapter we will discuss how and why a chemical system comes to equilibrium and the characteristics of equilibrium. In particular, we will discuss how to calculate the concentrations of the reactants and products present for a given system at equilibrium.

## 13.1 ► The Equilibrium Condition

Since no changes occur in the concentrations of reactants or products in a reaction system at equilibrium, it may appear that everything has stopped. However, this is not the case. On the molecular level, there is frantic activity. Equilibrium is not static but is a highly *dynamic* situation. The concept of chemical equilibrium is analogous to the flow of cars across a bridge connecting two island cities. Suppose the traffic flow on the bridge is the same in both directions. It is obvious that there is motion, since one can see the cars traveling back and forth across the bridge, but the number of cars in each city is not changing because equal numbers of cars are entering and leaving. The result is no *net* change in the car population.

Equilibrium is a dynamic situation.



**Figure 13.1**

A molecular representation of the reaction  $2\text{NO}_2(g) \rightarrow \text{N}_2\text{O}_4(g)$  over time in a closed vessel. Note that the numbers of  $\text{NO}_2$  and  $\text{N}_2\text{O}_4$  in the container become constant (c and d) after sufficient time has passed.

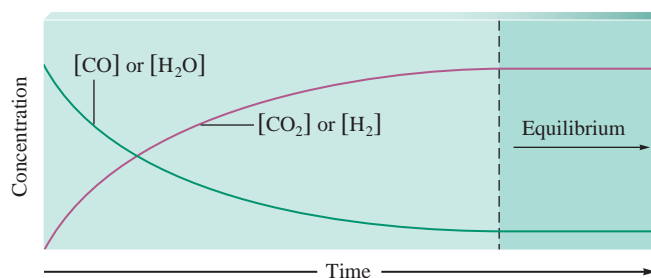
To see how this concept applies to chemical reactions, consider the reaction between steam and carbon monoxide in a closed vessel at a high temperature where the reaction takes place rapidly:



Assume that the same number of moles of gaseous  $\text{CO}$  and gaseous  $\text{H}_2\text{O}$  are placed in a closed vessel and allowed to react. The plots of the concentrations of reactants and products versus time are shown in Fig. 13.2. Note that since  $\text{CO}$  and  $\text{H}_2\text{O}$  were originally present in equal molar quantities, and since they react in a 1:1 ratio, the concentrations of the two gases are always equal. Also, since  $\text{H}_2$  and  $\text{CO}_2$  are formed in equal amounts, they are always present in the same concentrations.

Figure 13.2 is a profile of the progress of the reaction. When  $\text{CO}$  and  $\text{H}_2\text{O}$  are mixed, they immediately begin to react to form  $\text{H}_2$  and  $\text{CO}_2$ . This leads to a decrease in the concentrations of the reactants, but the concentrations of the products, which were initially at zero, are increasing. Beyond a certain time, indicated by the dashed line in Fig. 13.2, the concentrations of reactants and products no longer change—equilibrium has been reached. Unless the system is somehow disturbed, no further changes in concentrations will occur. Note that although the equilibrium position lies far to the right, the concentrations of reactants never go to zero; the reactants will always be present in small but constant concentrations. This is shown on the microscopic level in Fig. 13.3.

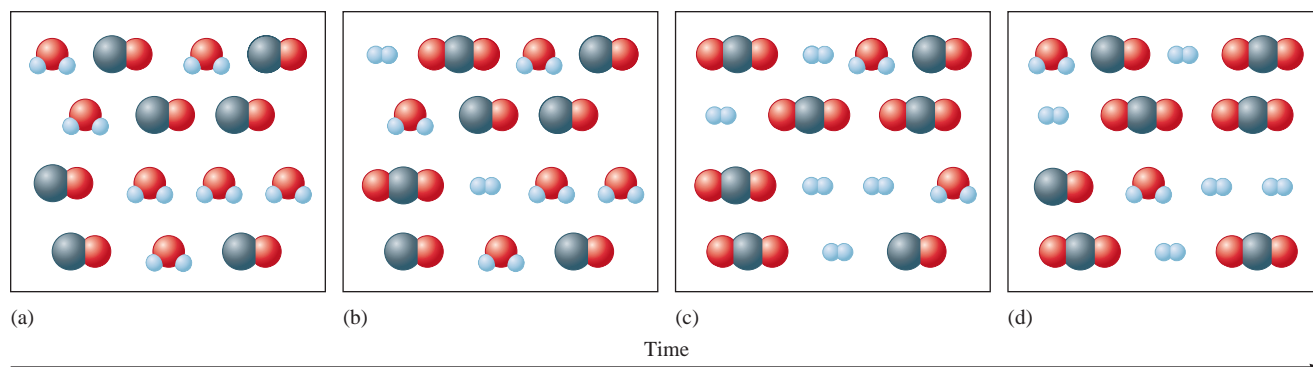
What would happen to the gaseous equilibrium mixture of reactants and products represented in Fig. 13.3, parts (c) and (d), if we injected some  $\text{H}_2\text{O}(g)$  into the box? To answer this question, we need to be sure we understand the equilibrium condition: The concentrations of reactants and products remain constant at equilibrium because



**Figure 13.2**

The changes in concentrations with time for the reaction  $\text{H}_2\text{O}(g) + \text{CO}(g) \rightleftharpoons \text{H}_2(g) + \text{CO}_2(g)$  when equimolar quantities of  $\text{H}_2\text{O}(g)$  and  $\text{CO}(g)$  are mixed.

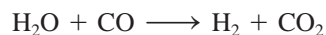


**Figure 13.3**


(a)  $\text{H}_2\text{O}$  and  $\text{CO}$  are mixed in equal numbers and begin to react (b) to form  $\text{CO}_2$  and  $\text{H}_2$ . After time has passed, equilibrium is reached (c) and the numbers of reactant and product molecules then remain constant over time (d).

the forward and reverse reaction rates are equal. If we inject some  $\text{H}_2\text{O}$  molecules, what will happen to the forward reaction:  $\text{H}_2\text{O} + \text{CO} \rightarrow \text{H}_2 + \text{CO}_2$ ? It will speed up because more  $\text{H}_2\text{O}$  molecules means more collisions between  $\text{H}_2\text{O}$  and  $\text{CO}$  molecules. This in turn will form more products and will cause the reverse reaction  $\text{H}_2\text{O} + \text{CO} \leftarrow \text{H}_2 + \text{CO}_2$  to speed up. Thus the system will change until the forward and reverse reaction rates again become equal. Will this new equilibrium position contain more or fewer product molecules than are shown in Fig. 13.3(c) and (d)? Think about this carefully. If you are not sure of the answer now, keep reading. We will consider this type of situation in more detail later in this chapter.

Why does equilibrium occur? We saw in Chapter 12 that molecules react by colliding with one another, and the more collisions, the faster the reaction. This is why reaction rates depend on concentrations. In this case the concentrations of  $\text{H}_2\text{O}$  and  $\text{CO}$  are lowered by the forward reaction:



As the concentrations of the reactants decrease, the forward reaction slows down (Fig. 13.4). As in the bridge traffic analogy, there is also a reverse direction:

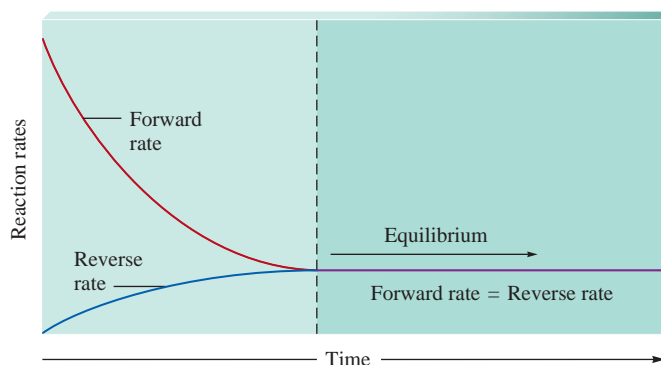


Initially in this experiment no  $\text{H}_2$  and  $\text{CO}_2$  were present, and this reverse reaction could not occur. However, as the forward reaction proceeds, the concentrations of  $\text{H}_2$  and  $\text{CO}_2$  build up, and the rate of the reverse reaction increases (Fig. 13.4) as the forward reaction slows down. Eventually, the concentrations reach levels where the rate of the forward reaction equals the rate of the reverse reaction. The system has reached equilibrium.

A double arrow ( $\rightleftharpoons$ ) is used to show that a reaction can occur in either direction.

**Figure 13.4**

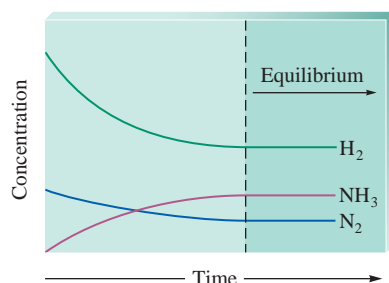
The changes with time in the rates of forward and reverse reactions for  $\text{H}_2\text{O}(g) + \text{CO}(g) \rightleftharpoons \text{H}_2(g) + \text{CO}_2(g)$  when equimolar quantities of  $\text{H}_2\text{O}(g)$  and  $\text{CO}(g)$  are mixed. The rates do not change in the same way with time because the forward reaction has a much larger rate constant than the reverse reaction.



The relationship between equilibrium and thermodynamics is explored in Section 16.8.

The United States produces about 20 million tons of ammonia annually.

Molecules with strong bonds produce large activation energies and tend to react slowly at 25°C.



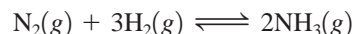
**Figure 13.5**  
A concentration profile for the reaction  $\text{N}_2(\text{g}) + 3\text{H}_2(\text{g}) \rightleftharpoons 2\text{NH}_3(\text{g})$  when only  $\text{N}_2(\text{g})$  and  $\text{H}_2(\text{g})$  are mixed initially.

The law of mass action is based on experimental observation.

The equilibrium position of a reaction—left, right, or somewhere in between—is determined by many factors: the initial concentrations, the relative energies of the reactants and products, and the relative degree of “organization” of the reactants and products. Energy and organization come into play because nature tries to achieve minimum energy and maximum disorder, as we will show in detail in Chapter 16. For now, we will simply view the equilibrium phenomenon in terms of the rates of opposing reactions.

## The Characteristics of Chemical Equilibrium

To explore the important characteristics of chemical equilibrium, we will consider the synthesis of ammonia from elemental nitrogen and hydrogen:



This process is of great commercial value because ammonia is an important fertilizer for the growth of corn and other crops. Ironically, this beneficial process was discovered in Germany just before World War I in a search for ways to produce nitrogen-based explosives. In the course of this work, German chemist Fritz Haber (1868–1934) pioneered the large-scale production of ammonia.

When gaseous nitrogen, hydrogen, and ammonia are mixed in a closed vessel at 25°C, no apparent change in the concentrations occurs over time, regardless of the original amounts of the gases. Why? There are two possible reasons why the concentrations of the reactants and products of a given chemical reaction remain unchanged when mixed.

1. The system is at chemical equilibrium.
2. The forward and reverse reactions are so slow that the system moves toward equilibrium at a rate that cannot be detected.

The second reason applies to the nitrogen, hydrogen, and ammonia mixture at 25°C. As we saw in Chapters 8 and 9, the  $\text{N}_2$  molecule has a very strong triple bond (941 kJ/mol) and thus is very unreactive. Also, the  $\text{H}_2$  molecule has an unusually strong single bond (432 kJ/mol). Therefore, mixtures of  $\text{N}_2$ ,  $\text{H}_2$ , and  $\text{NH}_3$  at 25°C can exist with no apparent change over long periods of time, unless a catalyst is introduced to speed up the forward and reverse reactions. Under appropriate conditions, the system does reach equilibrium, as shown in Fig. 13.5. Note that because of the reaction stoichiometry,  $\text{H}_2$  disappears three times as fast as  $\text{N}_2$  does and  $\text{NH}_3$  forms twice as fast as  $\text{N}_2$  disappears.

## 13.2 ► The Equilibrium Constant

Science is fundamentally empirical—it is based on experiment. The development of the equilibrium concept is typical. From their observations of many chemical reactions, two Norwegian chemists, Cato Maximilian Guldberg (1836–1902) and Peter Waage (1833–1900), proposed in 1864 the **law of mass action** as a general description of the equilibrium condition. Guldberg and Waage postulated that for a reaction of the type



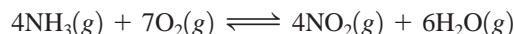
where A, B, C, and D represent chemical species and  $j$ ,  $k$ ,  $l$ , and  $m$  are their coefficients in the balanced equation, the law of mass action is represented by the following **equilibrium expression**:

$$K = \frac{[\text{C}]^l[\text{D}]^m}{[\text{A}]^j[\text{B}]^k}$$

The square brackets indicate the concentrations of the chemical species *at equilibrium*, and  $K$  is a constant called the **equilibrium constant**.

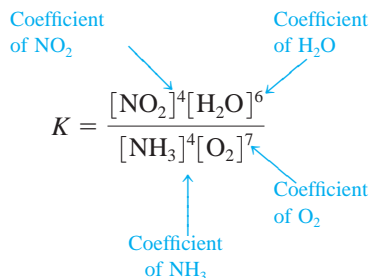
**EXAMPLE 13.1** Writing Equilibrium Expressions

Write the equilibrium expression for the following reaction:

**Solution**

Applying the law of mass action gives

The square brackets indicate concentration in units of mol/L.

**SEE EXERCISE 13.21**

The value of the equilibrium constant at a given temperature can be calculated if we know the equilibrium concentrations of the reaction components, as illustrated in Example 13.2.

It is very important to note at this point that the equilibrium constants are customarily given without units. The reason for this is beyond the scope of this text, but it involves corrections for the nonideal behavior of the substances taking part in the reaction. When these corrections are made, the units cancel out and the corrected  $K$  has no units. Thus we will not use units for  $K$  in this text.

**EXAMPLE 13.2** Calculating the Values of  $K$ 

The following equilibrium concentrations were observed for the Haber process for synthesis of ammonia at 127°C:

$$[\text{NH}_3] = 3.1 \times 10^{-2} \text{ mol/L}$$

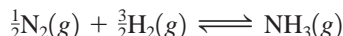
$$[\text{N}_2] = 8.5 \times 10^{-1} \text{ mol/L}$$

$$[\text{H}_2] = 3.1 \times 10^{-3} \text{ mol/L}$$

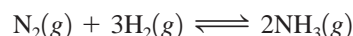
- Calculate the value of  $K$  at 127°C for this reaction.
- Calculate the value of the equilibrium constant at 127°C for the reaction



- Calculate the value of the equilibrium constant at 127°C for the reaction given by the equation

**Solution**

- What is the balanced equation for the Haber process?



Thus

$$K = \frac{[\text{NH}_3]^2}{[\text{N}_2][\text{H}_2]^3} = \frac{(3.1 \times 10^{-2})^2}{(8.5 \times 10^{-1})(3.1 \times 10^{-3})^3} = 3.8 \times 10^4$$

Note that  $K$  is written without units.

- b. What is the equilibrium expression? This reaction is written in the reverse order from the equation given in part a. This leads to the equilibrium expression

$$K' = \frac{[\text{N}_2][\text{H}_2]^3}{[\text{NH}_3]^2}$$

which is the reciprocal of the expression used in part a. Therefore,

$$K' = \frac{[\text{N}_2][\text{H}_2]^3}{[\text{NH}_3]^2} = \frac{1}{K} = \frac{1}{3.8 \times 10^4} = 2.6 \times 10^{-5}$$

- c. What is the equilibrium constant? We use the law of mass action:

$$K'' = \frac{[\text{NH}_3]}{[\text{N}_2]^{1/2}[\text{H}_2]^{3/2}}$$

If we compare this expression to that obtained in part a, we see that since

$$\frac{[\text{NH}_3]}{[\text{N}_2]^{1/2}[\text{H}_2]^{3/2}} = \left( \frac{[\text{NH}_3]^2}{[\text{N}_2][\text{H}_2]^3} \right)^{1/2} \\ K'' = K^{1/2}$$

Thus

$$K'' = K^{1/2} = (3.8 \times 10^4)^{1/2} = 1.9 \times 10^2$$

**SEE EXERCISES 13.23 AND 13.25 THROUGH 13.28**

We can draw some important conclusions from the results of Example 13.2. For a reaction of the form



the equilibrium expression is

$$K = \frac{[\text{C}]^l[\text{D}]^m}{[\text{A}]^j[\text{B}]^k}$$

If this reaction is reversed, then the new equilibrium expression is

$$K' = \frac{[\text{A}]^j[\text{B}]^k}{[\text{C}]^l[\text{D}]^m} = \frac{1}{K}$$

If the original reaction is multiplied by some factor  $n$  to give



the equilibrium expression becomes

$$K'' = \frac{[\text{C}]^{nl}[\text{D}]^{nm}}{[\text{A}]^{nj}[\text{B}]^{nk}} = K^n$$

## Let's Review

## Conclusions About the Equilibrium Expression

- The equilibrium expression for a reaction is the reciprocal of that for the reaction written in reverse.
- When the balanced equation for a reaction is multiplied by a factor  $n$ , the equilibrium expression for the new reaction is the original expression raised to the  $n$ th power. Thus  $K_{\text{new}} = (K_{\text{original}})^n$ .
- $K$  values are customarily written without units.

The law of mass action applies to solution and gaseous equilibria.



Anhydrous ammonia is applied to soil to act as a fertilizer.

For a reaction at a given temperature, there are many equilibrium positions but only one value for  $K$ .

The law of mass action is widely applicable. It correctly describes the equilibrium behavior of an amazing variety of chemical systems in solution and in the gas phase. Although, as we will see later, corrections must be applied in certain cases, such as for concentrated aqueous solutions and for gases at high pressures, the law of mass action provides a remarkably accurate description of all types of chemical equilibria.

Consider again the ammonia synthesis reaction. The equilibrium constant  $K$  always has the same value at a given temperature. At  $500^\circ\text{C}$  the value of  $K$  is  $6.0 \times 10^{-2}$ . Whenever  $\text{N}_2$ ,  $\text{H}_2$ , and  $\text{NH}_3$  are mixed together at this temperature, the system will always come to an equilibrium position such that

$$\frac{[\text{NH}_3]^2}{[\text{N}_2][\text{H}_2]^3} = 6.0 \times 10^{-2}$$

This expression has the same value at  $500^\circ\text{C}$ , *regardless of the amounts of the gases that are mixed together initially*.

Although the special ratio of products to reactants defined by the equilibrium expression is constant for a given reaction system at a given temperature, the *equilibrium concentrations will not always be the same*. Table 13.1 gives three sets of data for the synthesis of ammonia, showing that even though the individual sets of equilibrium concentrations are quite different for the different situations, the *equilibrium constant, which depends on the ratio of the concentrations, remains the same* (within experimental error). Note that subscript zeros indicate initial concentrations.

Each *set of equilibrium concentrations* is called an **equilibrium position**. It is essential to distinguish between the equilibrium constant and the equilibrium positions for a given reaction system. There is only *one* equilibrium constant for a particular system at a particular temperature, but there are an *infinite* number of equilibrium positions. The

**Table 13.1** ▶ Results of Three Experiments for the Reaction  
 $\text{N}_2(\text{g}) + 3\text{H}_2(\text{g}) \rightleftharpoons 2\text{NH}_3(\text{g})$

Experiment	Initial Concentrations	Equilibrium Concentrations	$K = \frac{[\text{NH}_3]^2}{[\text{N}_2][\text{H}_2]^3}$
I	$[\text{N}_2]_0 = 1.000 \text{ M}$ $[\text{H}_2]_0 = 1.000 \text{ M}$ $[\text{NH}_3]_0 = 0$	$[\text{N}_2] = 0.921 \text{ M}$ $[\text{H}_2] = 0.763 \text{ M}$ $[\text{NH}_3] = 0.157 \text{ M}$	$K = 6.02 \times 10^{-2}$
II	$[\text{N}_2]_0 = 0$ $[\text{H}_2]_0 = 0$ $[\text{NH}_3]_0 = 1.000 \text{ M}$	$[\text{N}_2] = 0.399 \text{ M}$ $[\text{H}_2] = 1.197 \text{ M}$ $[\text{NH}_3] = 0.203 \text{ M}$	$K = 6.02 \times 10^{-2}$
III	$[\text{N}_2]_0 = 2.00 \text{ M}$ $[\text{H}_2]_0 = 1.00 \text{ M}$ $[\text{NH}_3]_0 = 3.00 \text{ M}$	$[\text{N}_2] = 2.59 \text{ M}$ $[\text{H}_2] = 2.77 \text{ M}$ $[\text{NH}_3] = 1.82 \text{ M}$	$K = 6.02 \times 10^{-2}$

specific equilibrium position adopted by a system depends on the initial concentrations, but the equilibrium constant does not.

### EXAMPLE 13.3 Equilibrium Positions

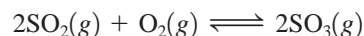
The following results were collected for two experiments involving the reaction at 600°C between gaseous sulfur dioxide and oxygen to form gaseous sulfur trioxide:

Experiment 1		Experiment 2	
Initial	Equilibrium	Initial	Equilibrium
$[\text{SO}_2]_0 = 2.00 \text{ M}$	$[\text{SO}_2] = 1.50 \text{ M}$	$[\text{SO}_2]_0 = 0.500 \text{ M}$	$[\text{SO}_2] = 0.590 \text{ M}$
$[\text{O}_2]_0 = 1.50 \text{ M}$	$[\text{O}_2] = 1.25 \text{ M}$	$[\text{O}_2]_0 = 0$	$[\text{O}_2] = 0.0450 \text{ M}$
$[\text{SO}_3]_0 = 3.00 \text{ M}$	$[\text{SO}_3] = 3.50 \text{ M}$	$[\text{SO}_3]_0 = 0.350 \text{ M}$	$[\text{SO}_3] = 0.260 \text{ M}$

Show that the equilibrium constant is the same in both cases.

#### Solution

The balanced equation for the reaction is



From the law of mass action,

$$K = \frac{[\text{SO}_3]^2}{[\text{SO}_2]^2[\text{O}_2]}$$

For Experiment 1,

$$K_1 = \frac{(3.50)^2}{(1.50)^2(1.25)} = 4.36$$

For Experiment 2,

$$K_2 = \frac{(0.260)^2}{(0.590)^2(0.0450)} = 4.32$$

The value of  $K$  is constant, within experimental error.

SEE EXERCISE 13.28

## 13.3 ► Equilibrium Expressions Involving Pressures

So far we have been describing equilibria involving gases in terms of concentrations. Equilibria involving gases also can be described in terms of pressures. The relationship between the pressure and the concentration of a gas can be seen from the ideal gas equation:

$$PV = nRT \quad \text{or} \quad P = \left(\frac{n}{V}\right)RT = CRT$$

where  $C$  equals  $n/V$ , or the number of moles  $n$  of gas per unit volume  $V$ . Thus  $C$  represents the *molar concentration of the gas*.

The ideal gas equation was discussed in Section 5.3.

For the ammonia synthesis reaction, the equilibrium expression can be written in terms of concentrations, that is,

$$K = \frac{[\text{NH}_3]^2}{[\text{N}_2][\text{H}_2]^3} = \frac{C_{\text{NH}_3}^2}{(C_{\text{N}_2})(C_{\text{H}_2}^3)} = K_c$$

or in terms of the *equilibrium partial pressures of the gases*, that is,

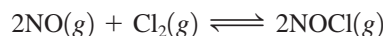
$$K_p = \frac{P_{\text{NH}_3}^2}{(P_{\text{N}_2})(P_{\text{H}_2}^3)}$$

$K$  involves concentrations;  $K_p$  involves pressures. In some books, the symbol  $K_c$  is used instead of  $K$ .

Both the symbols  $K$  and  $K_c$  are used commonly for an equilibrium constant in terms of concentrations. We will always use  $K$  in this book. The symbol  $K_p$  represents an equilibrium constant in terms of partial pressures.

### EXAMPLE 13.4 Calculating Values of $K_p$

The reaction for the formation of nitrosyl chloride



was studied at 25°C. The pressures at equilibrium were found to be

$$\begin{aligned} P_{\text{NOCl}} &= 1.2 \text{ atm} \\ P_{\text{NO}} &= 5.0 \times 10^{-2} \text{ atm} \\ P_{\text{Cl}_2} &= 3.0 \times 10^{-1} \text{ atm} \end{aligned}$$

Calculate the value of  $K_p$  for this reaction at 25°C.

#### Solution

For this reaction,

$$\begin{aligned} K_p &= \frac{P_{\text{NOCl}}^2}{(P_{\text{NO}})^2(P_{\text{Cl}_2})} = \frac{(1.2)^2}{(5.0 \times 10^{-2})^2(3.0 \times 10^{-1})} \\ &= 1.9 \times 10^3 \end{aligned}$$

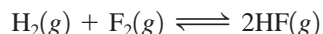
#### SEE EXERCISES 13.29 AND 13.30

The relationship between  $K$  and  $K_p$  for a particular reaction follows from the fact that for an ideal gas,  $C = P/RT$ . For example, for the ammonia synthesis reaction,

$$\begin{aligned} K &= \frac{[\text{NH}_3]^2}{[\text{N}_2][\text{H}_2]^3} = \frac{C_{\text{NH}_3}^2}{(C_{\text{N}_2})(C_{\text{H}_2}^3)} \\ &= \frac{\left(\frac{P_{\text{NH}_3}}{RT}\right)^2}{\left(\frac{P_{\text{N}_2}}{RT}\right)\left(\frac{P_{\text{H}_2}}{RT}\right)^3} = \frac{P_{\text{NH}_3}^2}{(P_{\text{N}_2})(P_{\text{H}_2}^3)} \times \frac{\left(\frac{1}{RT}\right)^2}{\left(\frac{1}{RT}\right)^4} \\ &= \frac{P_{\text{NH}_3}^2}{(P_{\text{N}_2})(P_{\text{H}_2}^3)} (RT)^2 \\ &= K_p(RT)^2 \end{aligned}$$

$$P = CRT \quad \text{or} \quad C = \frac{P}{RT}$$

However, for the synthesis of hydrogen fluoride from its elements,



the relationship between  $K$  and  $K_p$  is given by

$$\begin{aligned} K &= \frac{[\text{HF}]^2}{[\text{H}_2][\text{F}_2]} = \frac{C_{\text{HF}}^2}{(C_{\text{H}_2})(C_{\text{F}_2})} \\ &= \frac{\left(\frac{P_{\text{HF}}}{RT}\right)^2}{\left(\frac{P_{\text{H}_2}}{RT}\right)\left(\frac{P_{\text{F}_2}}{RT}\right)} = \frac{P_{\text{HF}}^2}{(P_{\text{H}_2})(P_{\text{F}_2})} \\ &= K_p \end{aligned}$$

Thus, for this reaction,  $K$  is equal to  $K_p$ . This equality occurs because the sum of the coefficients on either side of the balanced equation is identical, so the terms in  $RT$  cancel out. In the equilibrium expression for the ammonia synthesis reaction, the sum of the powers in the numerator is different from that in the denominator, and  $K$  does not equal  $K_p$ .

For the general reaction



the relationship between  $K$  and  $K_p$  is

$$K_p = K(RT)^{\Delta n}$$

where  $\Delta n$  is the sum of the coefficients of the *gaseous* products minus the sum of the coefficients of the *gaseous* reactants. This equation is quite easy to derive from the definitions of  $K$  and  $K_p$  and the relationship between pressure and concentration. For the preceding general reaction,

$$\begin{aligned} K_p &= \frac{(P_C^l)(P_D^m)}{(P_A^j)(P_B^k)} = \frac{(C_C \times RT)^l (C_D \times RT)^m}{(C_A \times RT)^j (C_B \times RT)^k} \\ &= \frac{(C_C^l)(C_D^m)}{(C_A^j)(C_B^k)} \times \frac{(RT)^{l+m}}{(RT)^{j+k}} = K(RT)^{(l+m)-(j+k)} \\ &= K(RT)^{\Delta n} \end{aligned}$$

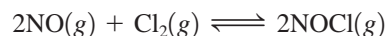
$\Delta n$  always involves products minus reactants.

where  $\Delta n = (l + m) - (j + k)$ , the difference in the sums of the coefficients for the gaseous products and reactants.

### EXAMPLE 13.5

### Calculating $K$ from $K_p$

Using the value of  $K_p$  obtained in Example 13.4, calculate the value of  $K$  at 25°C for the reaction



#### Solution

From the value of  $K_p$ , we can calculate  $K$  using

$$K_p = K(RT)^{\Delta n}$$



where  $T = 25 + 273 = 298$  K and

$$\Delta n = 2 - (2 + 1) = -1$$

Sum of product coefficients
Sum of reactant coefficients

Thus

$$K_p = K(RT)^{-1} = \frac{K}{RT}$$

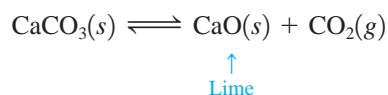
and

$$\begin{aligned} K &= K_p(RT) \\ &= (1.9 \times 10^3)(0.08206)(298) \\ &= 4.6 \times 10^4 \end{aligned}$$

SEE EXERCISES 13.31 AND 13.32

## 13.4 ► Heterogeneous Equilibria

So far we have discussed equilibria only for systems in the gas phase, where all reactants and products are gases. These are **homogeneous equilibria**. However, many equilibria involve more than one phase and are called **heterogeneous equilibria**. For example, the thermal decomposition of calcium carbonate in the commercial preparation of lime occurs by a reaction involving both solid and gas phases:



Straightforward application of the law of mass action leads to the equilibrium expression

$$K' = \frac{[\text{CO}_2][\text{CaO}]}{[\text{CaCO}_3]}$$

However, experimental results show that the *position of a heterogeneous equilibrium does not depend on the amounts of pure solids or liquids present* (see Fig. 13.6). The fundamental reason for this behavior is that the concentrations of pure solids and liquids cannot change. Thus the equilibrium expression for the decomposition of solid calcium carbonate might be represented as

$$K' = \frac{[\text{CO}_2]C_1}{C_2}$$

where  $C_1$  and  $C_2$  are constants representing the concentrations of the solids CaO and CaCO<sub>3</sub>, respectively. This expression can be rearranged to give

$$\frac{C_2 K'}{C_1} = K = [\text{CO}_2]$$

We can generalize from this result as follows: If pure solids or pure liquids are involved in a chemical reaction, their concentrations *are not included in the equilibrium expression* for the reaction. This simplification occurs *only* with pure solids or liquids, not with solutions or gases, since in these last two cases the concentrations can vary.

Lime is among the top five chemicals manufactured in the United States in terms of the amount produced.

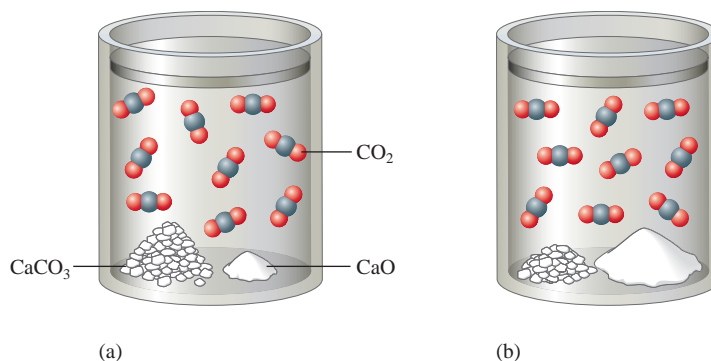
The concentrations of pure liquids and solids are constant.



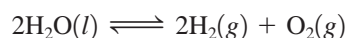
The Seven Sisters chalk cliffs in East Sussex, England. The chalk is made up of compressed calcium carbonate skeletons of microscopic algae from the late Cretaceous Period.

**Figure 13.6**

The position of the equilibrium  $\text{CaCO}_3(s) \rightleftharpoons \text{CaO}(s) + \text{CO}_2(g)$  does not depend on the amounts of  $\text{CaCO}_3(s)$  and  $\text{CaO}(s)$  present.



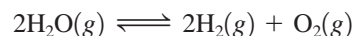
For example, in the decomposition of liquid water to gaseous hydrogen and oxygen,



where

$$K = [\text{H}_2]^2[\text{O}_2] \quad \text{and} \quad K_p = (P_{\text{H}_2})^2(P_{\text{O}_2})$$

water is not included in either equilibrium expression because it is a pure liquid. However, if the reaction were carried out under conditions where the water is a gas rather than a liquid, that is,



then

$$K = \frac{[\text{H}_2]^2[\text{O}_2]}{[\text{H}_2\text{O}]^2} \quad \text{and} \quad K_p = \frac{(P_{\text{H}_2})^2(P_{\text{O}_2})}{P_{\text{H}_2\text{O}}^2}$$

because the concentration or pressure of water vapor can change.

**EXAMPLE 13.6****Equilibrium Expressions for Heterogeneous Equilibria**

Write the expressions for  $K$  and  $K_p$  for the following processes:

- Solid phosphorus pentachloride decomposes to liquid phosphorus trichloride and chlorine gas.
- Deep blue solid copper(II) sulfate pentahydrate is heated to drive off water vapor to form white solid copper(II) sulfate.

**Solution**

- What is the balanced equation for the reaction?



What are the equilibrium expressions?

$$K = [\text{Cl}_2] \quad \text{and} \quad K_p = P_{\text{Cl}_2}$$

In this case neither the pure solid  $\text{PCl}_5$  nor the pure liquid  $\text{PCl}_3$  is included in the equilibrium expressions.

- What is the balanced equation for the reaction?





Hydrated copper(II) sulfate on the left. Water applied to anhydrous copper(II) sulfate, on the right, forms the hydrated compound.

What are the equilibrium expressions?

$$K = [\text{H}_2\text{O}]^5 \quad \text{and} \quad K_p = (P_{\text{H}_2\text{O}})^5$$

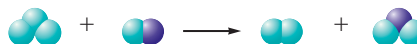
The solids are not included.

SEE EXERCISES 13.33 AND 13.34

## 13.5 ► Applications of the Equilibrium Constant

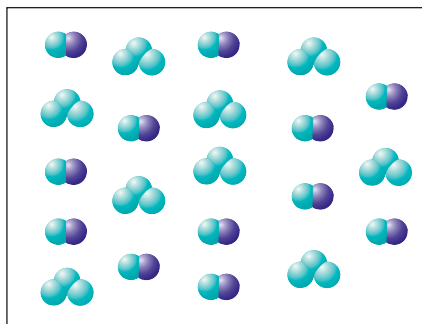
Knowing the equilibrium constant for a reaction allows us to predict several important features of the reaction: the tendency of the reaction to occur (but not the speed of the reaction), whether a given set of concentrations represents an equilibrium condition, and the equilibrium position that will be achieved from a given set of initial concentrations.

To introduce some of these ideas, we will first consider the reaction











where and represent two different types of atoms. Assume that this reaction has an equilibrium constant equal to 16.









In a given experiment, the two types of molecules are mixed together in the following amounts:



After the system reacts and comes to equilibrium, what will the system look like? We know that at equilibrium the ratio

$$\frac{(N_{\text{A}})(N_{\text{B}})}{(N_{\text{C}})(N_{\text{D}})} = 16$$

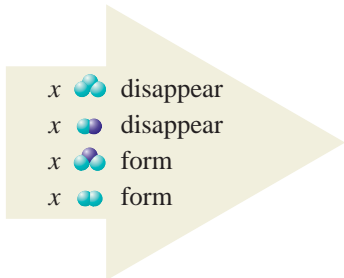












must be satisfied, where each  $N$  represents the number of molecules of each type. We originally have 9  molecules and 12  molecules. As a place to start, let's just assume that 5  molecules disappear for the system to reach equilibrium. Since equal numbers of the  and  molecules react, this means that 5  molecules also will disappear. This also means that 5  molecules and 5  molecules will be formed. We can summarize as follows:

<b>Initial Conditions</b>	<b>New Conditions</b>
9  molecules	$9 - 5 = 4$  molecules
12  molecules	$12 - 5 = 7$  molecules
0  molecules	$0 + 5 = 5$  molecules
0  molecules	$0 + 5 = 5$  molecules

Do the new conditions represent equilibrium for this reaction system? We can find out by taking the ratio of the numbers of molecules:


$$\frac{(N_{\text{A}})(N_{\text{B}})}{(N_{\text{C}})(N_{\text{D}})} = \frac{(5)(5)}{(4)(7)} = 0.9$$

Thus this is not an equilibrium position because the ratio is not 16, as required for equilibrium. In which direction must the system move to achieve equilibrium? Since the observed ratio is smaller than 16, we must increase the numerator and decrease the denominator: The system needs to move to the right (toward more products) to achieve equilibrium. That is, more than 5 of the original reactant molecules must disappear to reach equilibrium for this system. How can we find the correct number? Since we do not know the number of molecules that need to disappear to reach equilibrium, let's call this number  $x$ . Now we can set up a table similar to the one we used earlier:

<b>Initial Conditions</b>		<b>Equilibrium Conditions</b>
9  molecules	$x$  disappear	$9 - x$  molecules
12  molecules	$x$  disappear	$12 - x$  molecules
0  molecules	$x$  form	$x$  molecules
0  molecules	$x$  form	$x$  molecules

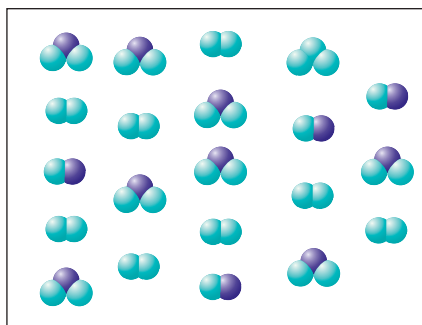
For the system to be at equilibrium, we know that the following ratio must be satisfied:

$$\frac{(N_{\text{A}})(N_{\text{B}})}{(N_{\text{C}})(N_{\text{D}})} = 16 = \frac{(x)(x)}{(9-x)(12-x)}$$

The easiest way to solve for  $x$  here is by trial and error. From our previous discussion we know that  $x$  is greater than 5. Also, we know that it must be less than 9 because we have only 9  molecules to start. We can't use all of them or we will have a zero in the denominator, which causes the ratio to be infinitely large. By trial and error, we find that  $x = 8$  because

$$\frac{(x)(x)}{(9-x)(12-x)} = \frac{(8)(8)}{(9-8)(12-8)} = \frac{64}{4} = 16$$

The equilibrium mixture can be pictured as follows:



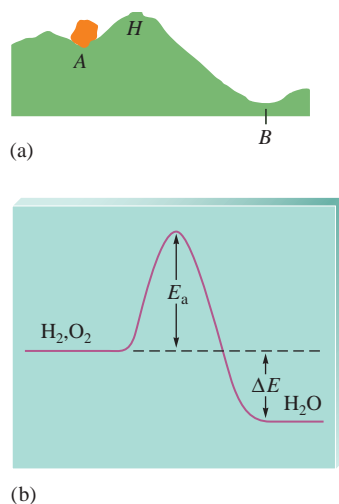
Note that it contains 8  $\text{H}_2$  molecules, 8  $\text{O}_2$  molecules, 1  $\text{H}_2\text{O}_2$  molecule, and 4  $\text{H}_2\text{O}$  molecules as required.

This pictorial example should help you understand the fundamental ideas of equilibrium. Now we will proceed to a more systematic quantitative treatment of chemical equilibrium.

## The Extent of a Reaction

The inherent tendency for a reaction to occur is indicated by the magnitude of the equilibrium constant. A value of  $K$  much larger than 1 means that at equilibrium the reaction system will consist of mostly products—the equilibrium lies to the right. Another way of saying this is that reactions with very large equilibrium constants go essentially to completion. On the other hand, a very small value of  $K$  means that the system at equilibrium will consist of mostly reactants—the equilibrium position is far to the left. The given reaction does not occur to any significant extent.

It is important to understand that *the size of  $K$  and the time required to reach equilibrium are not directly related*. The time required to achieve equilibrium depends on the reaction rate, which is determined by the size of the activation energy. The size of  $K$  is determined by thermodynamic factors such as the difference in energy between products and reactants. This difference is represented in Fig. 13.7 and will be discussed in detail in Chapter 16.

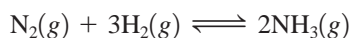


**Figure 13.7**

(a) A physical analogy illustrating the difference between thermodynamic and kinetic stabilities. The boulder is thermodynamically more stable (lower potential energy) in position B than in position A but cannot get over the hump  $H$ . (b) The reactants  $\text{H}_2$  and  $\text{O}_2$  have a strong tendency to form  $\text{H}_2\text{O}$ . That is,  $\text{H}_2\text{O}$  has lower energy than  $\text{H}_2$  and  $\text{O}_2$ . However, the large activation energy  $E_a$  prevents the reaction at  $25^\circ\text{C}$ . In other words, the magnitude of  $K$  for the reaction depends on  $\Delta E$ , but the reaction rate depends on  $E_a$ .

## Reaction Quotient

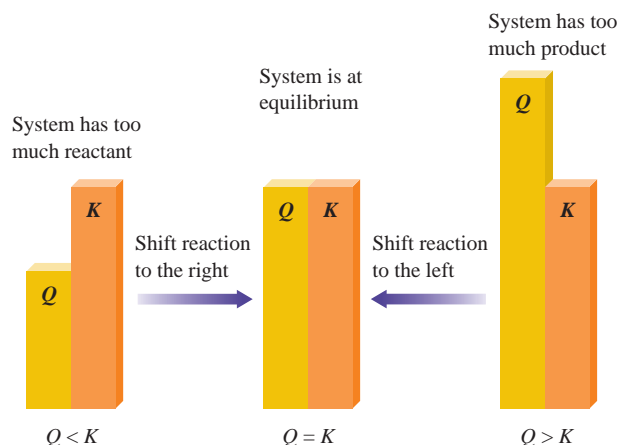
When the reactants and products of a given chemical reaction are mixed, it is useful to know whether the mixture is at equilibrium or, if not, the direction in which the system must shift to reach equilibrium. If the concentration of one of the reactants or products is zero, the system will shift in the direction that produces the missing component. However, if all the initial concentrations are nonzero, it is more difficult to determine the direction of the move toward equilibrium. To determine the shift in such cases, we use the **reaction quotient**,  $Q$ . The reaction quotient is obtained by applying the law of mass action using *initial concentrations* instead of equilibrium concentrations. For example, for the synthesis of ammonia



the expression for the reaction quotient is

$$Q = \frac{[\text{NH}_3]_0^2}{[\text{N}_2]_0[\text{H}_2]_0^3}$$

where the subscript zeros indicate initial concentrations.

**Figure 13.8**

The relationship between reaction quotient  $Q$  and the equilibrium constant  $K$ .

To determine in which direction a system will shift to reach equilibrium, we compare the values of  $Q$  and  $K$ . There are three possible cases (see Fig. 13.8):

1.  $Q$  is equal to  $K$ . The system is at equilibrium; no shift will occur.
2.  $Q$  is greater than  $K$ . In this case, the ratio of initial concentrations of products to initial concentrations of reactants is too large. To reach equilibrium, a net change of products to reactants must occur. The system *shifts to the left*, consuming products and forming reactants, until equilibrium is achieved.
3.  $Q$  is less than  $K$ . In this case, the ratio of initial concentrations of products to initial concentrations of reactants is too small. The system *must shift to the right*, consuming reactants and forming products, to attain equilibrium.

**EXAMPLE 13.7****Using the Reaction Quotient**

For the synthesis of ammonia at  $500^{\circ}\text{C}$ , the equilibrium constant is  $6.0 \times 10^{-2}$ . Predict the direction in which the system will shift to reach equilibrium in each of the following cases:

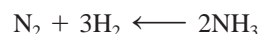
- a.  $[\text{NH}_3]_0 = 1.0 \times 10^{-3} \text{ M}$ ;  $[\text{N}_2]_0 = 1.0 \times 10^{-5} \text{ M}$ ;  $[\text{H}_2]_0 = 2.0 \times 10^{-3} \text{ M}$
- b.  $[\text{NH}_3]_0 = 2.00 \times 10^{-4} \text{ M}$ ;  $[\text{N}_2]_0 = 1.50 \times 10^{-5} \text{ M}$ ;  $[\text{H}_2]_0 = 3.54 \times 10^{-1} \text{ M}$
- c.  $[\text{NH}_3]_0 = 1.0 \times 10^{-4} \text{ M}$ ;  $[\text{N}_2]_0 = 5.0 \text{ M}$ ;  $[\text{H}_2]_0 = 1.0 \times 10^{-2} \text{ M}$

**Solution**

- a. What is the value of  $Q$ ?

$$Q = \frac{[\text{NH}_3]_0^2}{[\text{N}_2]_0[\text{H}_2]_0^3} = \frac{(1.0 \times 10^{-3})^2}{(1.0 \times 10^{-5})(2.0 \times 10^{-3})^3} = 1.3 \times 10^7$$

Since  $K = 6.0 \times 10^{-2}$ ,  $Q$  is much greater than  $K$ . To attain equilibrium, the concentrations of the products must be decreased and the concentrations of the reactants increased. The system will shift to the left:



- b. What is the value of  $Q$ ?

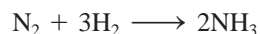
$$Q = \frac{[\text{NH}_3]_0^2}{[\text{N}_2]_0[\text{H}_2]_0^3} = \frac{(2.00 \times 10^{-4})^2}{(1.50 \times 10^{-5})(3.54 \times 10^{-1})^3} = 6.01 \times 10^{-2}$$

In this case  $Q = K$ , so the system is at equilibrium. No shift will occur.

c. What is the value of  $Q$ ?

$$Q = \frac{[\text{NH}_3]_0^2}{[\text{N}_2]_0[\text{H}_2]_0^3} = \frac{(1.0 \times 10^{-4})^2}{(5.0)(1.0 \times 10^{-2})^3} = 2.0 \times 10^{-3}$$

Here  $Q$  is less than  $K$ , so the system will shift to the right to attain equilibrium by increasing the concentration of the product and decreasing the reactant concentrations:



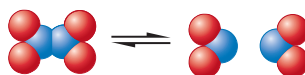
SEE EXERCISES 13.39 THROUGH 13.42

## Calculating Equilibrium Pressures and Concentrations

A typical equilibrium problem involves finding the equilibrium concentrations (or pressures) of reactants and products, given the value of the equilibrium constant and the initial concentrations (or pressures). However, since such problems sometimes become complicated mathematically, we will develop useful strategies for solving them by considering cases for which we know one or more of the equilibrium concentrations (or pressures).

### EXAMPLE 13.8 Calculating Equilibrium Pressures I

Dinitrogen tetroxide in its liquid state was used as one of the fuels on the lunar lander for the NASA Apollo missions. In the gas phase it decomposes to gaseous nitrogen dioxide:



Consider an experiment in which gaseous  $\text{N}_2\text{O}_4$  was placed in a flask and allowed to reach equilibrium at a temperature where  $K_p = 0.133$ . At equilibrium, the pressure of  $\text{N}_2\text{O}_4$  was found to be 2.71 atm. Calculate the equilibrium pressure of  $\text{NO}_2(g)$ .

#### Solution

We know that the equilibrium pressures of the gases  $\text{NO}_2$  and  $\text{N}_2\text{O}_4$  must satisfy the relationship

$$K_p = \frac{P_{\text{NO}_2}^2}{P_{\text{N}_2\text{O}_4}} = 0.133$$

Since we know  $P_{\text{N}_2\text{O}_4}$ , we can simply solve for  $P_{\text{NO}_2}$ :

$$P_{\text{NO}_2}^2 = K_p(P_{\text{N}_2\text{O}_4}) = (0.133)(2.71) = 0.360$$

Therefore,

$$P_{\text{NO}_2} = \sqrt{0.360} = 0.600$$



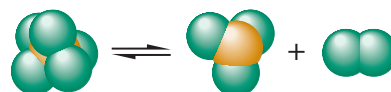
Apollo 11 lunar landing module at Tranquility Base, 1969.

SEE EXERCISES 13.43 AND 13.44

## EXAMPLE 13.9

## Calculating Equilibrium Pressures II

At a certain temperature a 1.00-L flask initially contained 0.298 mol  $\text{PCl}_3(\text{g})$  and  $8.70 \times 10^{-3}$  mol  $\text{PCl}_5(\text{g})$ . After the system had reached equilibrium,  $2.00 \times 10^{-3}$  mol  $\text{Cl}_2(\text{g})$  was found in the flask. Gaseous  $\text{PCl}_5$  decomposes according to the reaction



Calculate the equilibrium concentrations of all species and the value of  $K$ .

**Solution**

What is the equilibrium expression for this reaction?

$$K = \frac{[\text{Cl}_2][\text{PCl}_3]}{[\text{PCl}_5]}$$

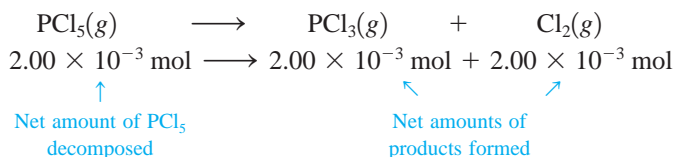
To find the value of  $K$ , we must calculate the equilibrium concentrations of all species and then substitute these quantities into the equilibrium expression. The best method for finding the equilibrium concentrations is to begin with the initial concentrations, which we will define as the concentrations before any shift toward equilibrium has occurred. We will then modify these initial concentrations appropriately to find the equilibrium concentrations.

What are the initial concentrations?

$$\begin{aligned} [\text{Cl}_2]_0 &= 0 \\ [\text{PCl}_3]_0 &= \frac{0.298 \text{ mol}}{1.00 \text{ L}} = 0.298 \text{ M} \\ [\text{PCl}_5]_0 &= \frac{8.70 \times 10^{-3} \text{ mol}}{1.00 \text{ L}} = 8.70 \times 10^{-3} \text{ M} \end{aligned}$$

What change is required to reach equilibrium?

Since no  $\text{Cl}_2$  was initially present but  $2.00 \times 10^{-3} \text{ M}$   $\text{Cl}_2$  is present at equilibrium,  $2.00 \times 10^{-3}$  mol  $\text{PCl}_5$  must have decomposed to form  $2.00 \times 10^{-3}$  mol  $\text{Cl}_2$  and  $2.00 \times 10^{-3}$  mol  $\text{PCl}_3$ . In other words, to reach equilibrium, the reaction shifted to the right:



Now we apply this change to the initial concentrations.

What are the equilibrium concentrations?

$$\begin{aligned} \blacksquare \quad [\text{Cl}_2] &= 0 + \frac{2.00 \times 10^{-3} \text{ mol}}{1.00 \text{ L}} = 2.00 \times 10^{-3} \text{ M} \\ \blacksquare \quad [\text{PCl}_3] &= 0.298 \text{ M} + \frac{2.00 \times 10^{-3} \text{ mol}}{1.00 \text{ L}} = 0.300 \text{ M} \\ \blacksquare \quad [\text{PCl}_5] &= 8.70 \times 10^{-3} \text{ M} - \frac{2.00 \times 10^{-3} \text{ mol}}{1.00 \text{ L}} = 6.70 \times 10^{-3} \text{ M} \end{aligned}$$



What is the value of  $K$ ?

- The equilibrium concentrations are substituted into the equilibrium expression:

$$K = \frac{[\text{Cl}_2][\text{PCl}_3]}{[\text{PCl}_5]} = \frac{(2.00 \times 10^{-3})(0.300)}{6.70 \times 10^{-3}} = 8.96 \times 10^{-2}$$

SEE EXERCISES 13.45 THROUGH 13.48

Sometimes we are not given any of the equilibrium concentrations (or pressures), only the initial values. Then we must use the stoichiometry of the reaction to express concentrations (or pressures) at equilibrium in terms of the initial values. This is illustrated in Example 13.10.

### EXAMPLE 13.10

### Calculating Equilibrium Concentrations I

Carbon monoxide reacts with steam to produce carbon dioxide and hydrogen. At 700 K the equilibrium constant is 5.10. Calculate the equilibrium concentrations of all species if 1.000 mol of each component is mixed in a 1.000-L flask.

#### Solution

What is the balanced equation for the reaction?



What is the equilibrium expression?

$$K = \frac{[\text{CO}_2][\text{H}_2]}{[\text{CO}][\text{H}_2\text{O}]} = 5.10$$

What are the initial concentrations?

$$[\text{CO}]_0 = [\text{H}_2\text{O}]_0 = [\text{CO}_2]_0 = [\text{H}_2]_0 = \frac{1.000 \text{ mol}}{1.000 \text{ L}} = 1.000 \text{ M}$$

Is the system at equilibrium, and if not, which way will it shift to reach the equilibrium position? These questions can be answered by calculating  $Q$ :

$$Q = \frac{[\text{CO}_2]_0[\text{H}_2]_0}{[\text{CO}]_0[\text{H}_2\text{O}]_0} = \frac{(1.000 \text{ mol/L})(1.000 \text{ mol/L})}{(1.000 \text{ mol/L})(1.000 \text{ mol/L})} = 1.000$$

Since  $Q$  is less than  $K$ , the system is not at equilibrium initially but must shift to the right.

What are the equilibrium concentrations?

As before, we start with the initial concentrations and modify them to obtain the equilibrium concentrations. We must ask this question: How much will the system shift to the right to attain the equilibrium condition? In Example 13.9 the change needed for the system to reach equilibrium was given. However, in this case we do not have this information.

Since the required change in concentrations is unknown at this point, we will define it in terms of  $x$ . Let's assume that  $x$  mol/L CO must react for the system to reach equilibrium. This means that the initial concentration of CO will decrease by  $x$  mol/L:

$$[\text{CO}] = \underset{\substack{\uparrow \\ \text{Equilibrium}}}{[\text{CO}]} = \underset{\substack{\uparrow \\ \text{Initial}}}{[\text{CO}]_0} - \underset{\substack{\uparrow \\ \text{Change}}}{x}$$

Since each CO molecule reacts with one H<sub>2</sub>O molecule, the concentration of water vapor also must decrease by  $x$  mol/L:

$$[\text{H}_2\text{O}] = [\text{H}_2\text{O}]_0 - x$$

As the reactant concentrations decrease, the product concentrations increase. Since all the coefficients are 1 in the balanced reaction, 1 mol CO<sub>2</sub> reacting with 1 mol H<sub>2</sub>O will produce 1 mol CO and 1 mol H<sub>2</sub>. Or in the present case, to reach equilibrium,  $x$  mol/L CO will react with  $x$  mol/L H<sub>2</sub>O to give an additional  $x$  mol/L CO<sub>2</sub> and  $x$  mol/L H<sub>2</sub>:



Thus the initial concentrations of CO<sub>2</sub> and H<sub>2</sub> will increase by  $x$  mol/L:

$$\begin{aligned} [\text{CO}_2] &= [\text{CO}_2]_0 + x \\ [\text{H}_2] &= [\text{H}_2]_0 + x \end{aligned}$$

Now we have all the equilibrium concentrations defined in terms of the initial concentrations and the change  $x$ :

Initial Concentration (mol/L)	Change (mol/L)	Equilibrium Concentration (mol/L)
[CO] <sub>0</sub> = 1.000	- $x$	1.000 - $x$
[H <sub>2</sub> O] <sub>0</sub> = 1.000	- $x$	1.000 - $x$
[CO <sub>2</sub> ] <sub>0</sub> = 1.000	+ $x$	1.000 + $x$
[H <sub>2</sub> ] <sub>0</sub> = 1.000	+ $x$	1.000 + $x$

Note that the sign of  $x$  is determined by the direction of the shift. In this example, the system shifts to the right, so the product concentrations increase and the reactant concentrations decrease. Also note that because the coefficients in the balanced equation are all 1, the magnitude of the change is the same for all species.

Now since we know that the equilibrium concentrations must satisfy the equilibrium expression, we can find the value of  $x$  by substituting these concentrations into the expression

$$K = 5.10 = \frac{[\text{CO}_2][\text{H}_2]}{[\text{CO}][\text{H}_2\text{O}]} = \frac{(1.000 + x)(1.000 + x)}{(1.000 - x)(1.000 - x)} = \frac{(1.000 + x)^2}{(1.000 - x)^2}$$

Since the right side of the equation is a perfect square, the solution of the problem can be simplified by taking the square root of both sides:

$$\sqrt{5.10} = 2.26 = \frac{1.000 + x}{1.000 - x}$$

Multiplying and collecting terms gives

$$x = 0.387 \text{ mol/L}$$

Thus the system shifts to the right, consuming 0.387 mol/L CO and 0.387 mol/L H<sub>2</sub>O and forming 0.387 mol/L CO<sub>2</sub> and 0.387 mol/L H<sub>2</sub>.

Now the equilibrium concentrations can be calculated:

- $[\text{CO}] = [\text{H}_2\text{O}] = 1.000 - x = 1.000 - 0.387 = 0.613 \text{ M}$
- $[\text{CO}_2] = [\text{H}_2] = 1.000 + x = 1.000 + 0.387 = 1.387 \text{ M}$

**Reality Check:** These values can be checked by substituting them back into the equilibrium expression to make sure they give the correct value for  $K$ :

$$K = \frac{[\text{CO}_2][\text{H}_2]}{[\text{CO}][\text{H}_2\text{O}]} = \frac{(1.387)^2}{(0.613)^2} = 5.12$$

This result is the same as the given value of  $K$  (5.10) within round-off error, so the answer must be correct.

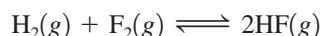
SEE EXERCISE 13.51

### EXAMPLE 13.11 — Calculating Equilibrium Concentrations II

Assume that the reaction for the formation of gaseous hydrogen fluoride from hydrogen and fluorine has an equilibrium constant of  $1.15 \times 10^2$  at a certain temperature. In a particular experiment, 3.000 mol of each component was added to a 1.500-L flask. Calculate the equilibrium concentrations of all species.

#### Solution

What is the balanced equation for the reaction?



What is the equilibrium expression?

$$K = 1.15 \times 10^2 = \frac{[\text{HF}]^2}{[\text{H}_2][\text{F}_2]}$$

What are the initial concentrations?

$$[\text{HF}]_0 = [\text{H}_2]_0 = [\text{F}_2]_0 = \frac{3.000 \text{ mol}}{1.500 \text{ L}} = 2.000 \text{ M}$$

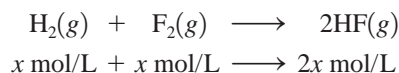
What is the value of  $Q$ ?

$$Q = \frac{[\text{HF}]_0^2}{[\text{H}_2]_0[\text{F}_2]_0} = \frac{(2.000)^2}{(2.000)(2.000)} = 1.000$$

Since  $Q$  is much less than  $K$ , the system must shift to the right to reach equilibrium.

What change in the concentrations is necessary?

Since this is presently unknown, we will define the change needed in terms of  $x$ . Let  $x$  equal the number of moles per liter of  $\text{H}_2$  consumed to reach equilibrium. The stoichiometry of the reaction shows that  $x$  mol/L  $\text{F}_2$  also will be consumed and  $2x$  mol/L  $\text{HF}$  will be formed:



Now the equilibrium concentrations can be expressed in terms of  $x$ :

Initial Concentration (mol/L)	Change (mol/L)	Equilibrium Concentration (mol/L)
$[\text{H}_2]_0 = 2.000$	$-x$	$[\text{H}_2] = 2.000 - x$
$[\text{F}_2]_0 = 2.000$	$-x$	$[\text{F}_2] = 2.000 - x$
$[\text{HF}]_0 = 2.000$	$+2x$	$[\text{HF}] = 2.000 + 2x$

These concentrations can be represented in a shorthand table as follows:

	$\text{H}_2(\text{g})$	+	$\text{F}_2(\text{g})$	$\rightleftharpoons$	$2\text{HF}(\text{g})$
<b>Initial:</b>	2.000		2.000		2.000
<b>Change:</b>	$-x$		$-x$		$+2x$
<b>Equilibrium:</b>	$2.000 - x$		$2.000 - x$		$2.000 + 2x$

We often refer to this form as an **ICE** table (indicated by the first letters of Initial, Change, and Equilibrium).

What is the value of  $x$ ?

To solve for  $x$ , we substitute the equilibrium concentrations into the equilibrium expression:

$$K = 1.15 \times 10^2 = \frac{[\text{HF}]^2}{[\text{H}_2][\text{F}_2]} = \frac{(2.000 + 2x)^2}{(2.000 - x)^2}$$

The right side of this equation is a perfect square, so taking the square root of both sides gives

$$\sqrt{1.15 \times 10^2} = \frac{2.000 + 2x}{2.000 - x}$$

which yields  $x = 1.528$ .

What are the equilibrium concentrations?

- $[\text{H}_2] = [\text{F}_2] = 2.000 \text{ M} - x = 0.472 \text{ M}$
- $[\text{HF}] = 2.000 \text{ M} + 2x = 5.056 \text{ M}$

**Reality Check:** Checking these values by substituting them into the equilibrium expression gives

$$\frac{[\text{HF}]^2}{[\text{H}_2][\text{F}_2]} = \frac{(5.056)^2}{(0.472)^2} = 1.15 \times 10^2$$

which agrees with the given value of  $K$ .

SEE EXERCISE 13.52

## 13.6 ► Solving Equilibrium Problems

We have already considered most of the strategies needed to solve equilibrium problems. The typical procedure for analyzing a chemical equilibrium problem can be summarized as follows:

### PROBLEM-SOLVING STRATEGY

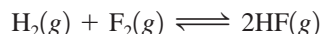
#### Solving Equilibrium Problems

- 1 ► Write the balanced equation for the reaction.
- 2 ► Write the equilibrium expression using the law of mass action.
- 3 ► List the initial concentrations.
- 4 ► Calculate  $Q$ , and determine the direction of the shift to equilibrium.
- 5 ► Define the change needed to reach equilibrium, and define the equilibrium concentrations by applying the change to the initial concentrations.
- 6 ► Substitute the equilibrium concentrations into the equilibrium expression, and solve for the unknown.
- 7 ► Check your calculated equilibrium concentrations by making sure they give the correct value of  $K$ .

So far we have been careful to choose systems in which we can solve for the unknown by taking the square root of both sides of the equation. However, this type of system is not really very common, and we must now consider a more typical problem. Suppose for a synthesis of hydrogen fluoride from hydrogen and fluorine, 3.000 mol  $\text{H}_2$  and 6.000 mol  $\text{F}_2$  are mixed in a 3.000-L flask. Assume that the equilibrium constant for the

synthesis reaction at this temperature is  $1.15 \times 10^2$ . We calculate the equilibrium concentration of each component as follows:

- 1 ► *What is the balanced equation for the reaction?*



- 2 ► *What is the equilibrium expression?*

$$K = 1.15 \times 10^2 = \frac{[\text{HF}]^2}{[\text{H}_2][\text{F}_2]}$$

- 3 ► *What are the initial concentrations?*

$$[\text{H}_2]_0 = \frac{3.000 \text{ mol}}{3.000 \text{ L}} = 1.000 \text{ M}$$

$$[\text{F}_2]_0 = \frac{6.000 \text{ mol}}{3.000 \text{ L}} = 2.000 \text{ M}$$

$$[\text{HF}]_0 = 0$$

- 4 ► *What is  $Q$ ?*

There is no need to calculate  $Q$  because no HF is present initially, and we know that the system must shift to the right to reach equilibrium.

- 5 ► *What change is required to reach equilibrium?*

If we let  $x$  represent the number of moles per liter of  $\text{H}_2$  consumed to reach equilibrium, we can represent the equilibrium concentrations as follows:

	$\text{H}_2(\text{g})$	+	$\text{F}_2(\text{g})$	$\rightleftharpoons$	$2\text{HF}(\text{g})$
<b>Initial:</b>	1.000		2.000		0
<b>Change:</b>	$-x$		$-x$		$+2x$
<b>Equilibrium:</b>	$1.000 - x$		$2.000 - x$		$2x$

- 6 ► *What is the value of  $K$ ?*

Substituting the equilibrium concentrations into the equilibrium expression gives

$$K = 1.15 \times 10^2 = \frac{[\text{HF}]^2}{[\text{H}_2][\text{F}_2]} = \frac{(2x)^2}{(1.000 - x)(2.000 - x)}$$

Since the right side of this equation is not a perfect square, we cannot take the square root of both sides, but must use some other procedure.

First, do the indicated multiplication:

$$(1.000 - x)(2.000 - x)(1.15 \times 10^2) = (2x)^2$$

$$\text{or } (1.15 \times 10^2)x^2 - 3.000(1.15 \times 10^2)x + 2.000(1.15 \times 10^2) = 4x^2$$

and collect terms

$$(1.11 \times 10^2)x^2 - (3.45 \times 10^2)x + 2.30 \times 10^2 = 0$$

This is a quadratic equation of the general form

$$ax^2 + bx + c = 0$$

where the roots can be obtained from the quadratic formula:

$$x = \frac{-b \pm \sqrt{b^2 - 4ac}}{2a}$$

In this example,  $a = 1.11 \times 10^2$ ,  $b = -3.45 \times 10^2$ , and  $c = 2.30 \times 10^2$ . Substituting these values into the quadratic formula gives two values for  $x$ :

$$x = 2.14 \text{ mol/L} \quad \text{and} \quad x = 0.968 \text{ mol/L}$$

Use of the quadratic formula is explained in Appendix 1.4.

Both of these results cannot be valid (since a *given* set of initial concentrations leads to only *one* equilibrium position). How can we choose between them? Since the expression for the equilibrium concentration of  $\text{H}_2$  is

$$[\text{H}_2] = 1.000 M - x$$

the value of  $x$  cannot be 2.14 mol/L (because subtracting 2.14  $M$  from 1.000  $M$  gives a negative concentration of  $\text{H}_2$ , which is physically impossible). Thus the correct value for  $x$  is 0.968 mol/L, and the equilibrium concentrations are as follows:

- $[\text{H}_2] = 1.000 M - 0.968 M = 3.2 \times 10^{-2} M$
- $[\text{F}_2] = 2.000 M - 0.968 M = 1.032 M$
- $[\text{HF}] = 2(0.968 M) = 1.936 M$

### Reality Check:

7 ► We can check these concentrations by substituting them into the equilibrium expression:

$$\frac{[\text{HF}]^2}{[\text{H}_2][\text{F}_2]} = \frac{(1.936)^2}{(3.2 \times 10^{-2})(1.032)} = 1.13 \times 10^2$$

This value is in close agreement with the given value for  $K$  ( $1.15 \times 10^2$ ), so the calculated equilibrium concentrations are correct.

This procedure is further illustrated for a problem involving pressures in Example 13.12.

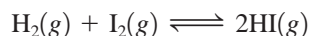
### EXAMPLE 13.12

## Calculating Equilibrium Pressures

Assume that gaseous hydrogen iodide is synthesized from hydrogen gas and iodine vapor at a temperature where the equilibrium constant is  $1.00 \times 10^2$ . Suppose  $\text{HI}$  at  $5.000 \times 10^{-1}$  atm,  $\text{H}_2$  at  $1.000 \times 10^{-2}$  atm, and  $\text{I}_2$  at  $5.000 \times 10^{-3}$  atm are mixed in a 5.000-L flask. Calculate the equilibrium pressures of all species.

### Solution

1 ► What is the balanced equation for this process?



2 ► What is the equilibrium expression in terms of pressure?

$$K_p = \frac{P_{\text{HI}}^2}{(P_{\text{H}_2})(P_{\text{I}_2})} = 1.00 \times 10^2$$

3 ► What are the given initial pressures?

$$\begin{aligned} P_{\text{HI}}^0 &= 5.000 \times 10^{-1} \text{ atm} \\ P_{\text{H}_2}^0 &= 1.000 \times 10^{-2} \text{ atm} \\ P_{\text{I}_2}^0 &= 5.000 \times 10^{-3} \text{ atm} \end{aligned}$$

4 ► What is the value of  $Q$  for this system?

$$Q = \frac{(P_{\text{HI}}^0)^2}{(P_{\text{H}_2}^0)(P_{\text{I}_2}^0)} = \frac{(5.000 \times 10^{-1} \text{ atm})^2}{(1.000 \times 10^{-2} \text{ atm})(5.000 \times 10^{-3} \text{ atm})} = 5.000 \times 10^3$$

Since  $Q$  is greater than  $K$ , the system will shift to the left to reach equilibrium.

So far we have used moles or concentrations in stoichiometric calculations. However, it is equally valid to use pressures for a gas-phase system at constant

temperature and volume because in this case pressure is directly proportional to the number of moles:

$$P = n \left( \frac{RT}{V} \right) \leftarrow \text{Constant if constant } T \text{ and } V$$

Thus we can represent the change needed to achieve equilibrium in terms of pressures.

5 ▶ *What change is required to reach equilibrium?*

Let  $x$  be the change in pressure (in atm) of  $\text{H}_2$  as the system shifts left toward equilibrium. This leads to the following equilibrium pressures:

	$\text{H}_2(\text{g})$	+	$\text{I}_2(\text{g})$	$\rightleftharpoons$	$2\text{HI}(\text{g})$
<b>Initial:</b>	$1.000 \times 10^{-2}$		$5.000 \times 10^{-3}$		$5.000 \times 10^{-1}$
<b>Change:</b>	$+x$		$+x$		$-2x$
<b>Equilibrium:</b>	$1.000 \times 10^{-2} + x$		$5.000 \times 10^{-3} + x$		$5.000 \times 10^{-1} - 2x$

6 ▶ *What is the value of  $K_p$ ?*

Substitution into the equilibrium expression gives

$$K_p = \frac{(P_{\text{HI}})^2}{(P_{\text{H}_2})(P_{\text{I}_2})} = \frac{(5.000 \times 10^{-1} - 2x)^2}{(1.000 \times 10^{-2} + x)(5.000 \times 10^{-3} + x)}$$

Multiplying and collecting terms yield the quadratic equation where  $a = 9.60 \times 10^1$ ,  $b = 3.5$ , and  $c = -2.45 \times 10^{-1}$ :

$$(9.60 \times 10^1)x^2 + 3.5x - (2.45 \times 10^{-1}) = 0$$

From the quadratic formula, the correct value for  $x$  is  $x = 3.55 \times 10^{-2}$  atm.

*What are the equilibrium pressures?*

The equilibrium pressures can now be calculated from the expressions involving  $x$ :

- $P_{\text{HI}} = 5.000 \times 10^{-1} \text{ atm} - 2(3.55 \times 10^{-2}) \text{ atm} = 4.29 \times 10^{-1} \text{ atm}$
- $P_{\text{H}_2} = 1.000 \times 10^{-2} \text{ atm} + 3.55 \times 10^{-2} \text{ atm} = 4.55 \times 10^{-2} \text{ atm}$
- $P_{\text{I}_2} = 5.000 \times 10^{-3} \text{ atm} + 3.55 \times 10^{-2} \text{ atm} = 4.05 \times 10^{-2} \text{ atm}$

**Reality Check:**

$$7 \triangleright \frac{P_{\text{HI}}^2}{P_{\text{H}_2} \cdot P_{\text{I}_2}} = \frac{(4.29 \times 10^{-1})^2}{(4.55 \times 10^{-2})(4.05 \times 10^{-2})} = 99.9$$

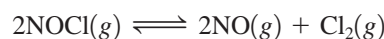
This agrees with the given value of  $K$  ( $1.00 \times 10^2$ ), so the calculated equilibrium concentrations are correct.

**SEE EXERCISES 13.53 THROUGH 13.56**

## Treating Systems That Have Small Equilibrium Constants

We have seen that fairly complicated calculations are often necessary to solve equilibrium problems. However, under certain conditions, simplifications are possible that greatly reduce the mathematical difficulties. For example, gaseous  $\text{NOCl}$  decomposes to form the gases  $\text{NO}$  and  $\text{Cl}_2$ . At  $35^\circ\text{C}$  the equilibrium constant is  $1.6 \times 10^{-5}$ . In an experiment in which 1.0 mol  $\text{NOCl}$  is placed in a 2.0-L flask, what are the equilibrium concentrations?

The balanced equation is



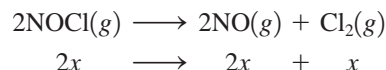
and

$$K = \frac{[\text{NO}]^2[\text{Cl}_2]}{[\text{NOCl}]^2} = 1.6 \times 10^{-5}$$

The initial concentrations are

$$[\text{NOCl}]_0 = \frac{1.0 \text{ mol}}{2.0 \text{ L}} = 0.50 \text{ M} \quad [\text{NO}]_0 = 0 \quad [\text{Cl}_2]_0 = 0$$

Since there are no products initially, the system will move to the right to reach equilibrium. We will define  $x$  as the change in concentration of  $\text{Cl}_2$  needed to reach equilibrium. The changes in the concentrations of  $\text{NOCl}$  and  $\text{NO}$  can then be obtained from the balanced equation:



The concentrations can be summarized as follows:

	$2\text{NOCl}(g)$	$\rightleftharpoons$	$2\text{NO}(g)$	+	$\text{Cl}_2(g)$
<b>Initial:</b>	0.50		0		0
<b>Change:</b>	$-2x$		$+2x$		$+x$
<b>Equilibrium:</b>	$0.50 - 2x$		$2x$		$x$

The equilibrium concentrations must satisfy the equilibrium expression

$$K = 1.6 \times 10^{-5} = \frac{[\text{NO}]^2[\text{Cl}_2]}{[\text{NOCl}]^2} = \frac{(2x)^2(x)}{(0.50 - 2x)^2}$$

Multiplying and collecting terms will give an equation with terms containing  $x^3$ ,  $x^2$ , and  $x$ , which requires complicated methods to solve directly. However, we can avoid this situation by recognizing that since  $K$  is so small ( $1.6 \times 10^{-5}$ ), the system will not proceed far to the right to reach equilibrium. That is,  $x$  represents a relatively small number. The consequence of this fact is that the term  $(0.50 - 2x)$  can be approximated by 0.50. That is, when  $x$  is small,

$$0.50 - 2x \approx 0.50$$

Making this approximation allows us to simplify the equilibrium expression:

$$1.6 \times 10^{-5} = \frac{(2x)^2(x)}{(0.50 - 2x)^2} \approx \frac{(2x)^2(x)}{(0.50)^2} = \frac{4x^3}{(0.50)^2}$$

Solving for  $x^3$  gives

$$x^3 = \frac{(1.6 \times 10^{-5})(0.50)^2}{4} = 1.0 \times 10^{-6}$$

and  $x = 1.0 \times 10^{-2}$ .

How valid is this approximation? If  $x = 1.0 \times 10^{-2}$ , then

$$0.50 - 2x = 0.50 - 2(1.0 \times 10^{-2}) = 0.48$$

The difference between 0.50 and 0.48 is 0.02, or 4% of the initial concentration of  $\text{NOCl}$ , a relatively small discrepancy that will have little effect on the outcome. That is, since  $2x$  is very small compared with 0.50, the value of  $x$  obtained in the approximate solution should be very close to the exact value. We use this approximate value of  $x$  to calculate the equilibrium concentrations:

- $[\text{NOCl}] = 0.50 - 2x \approx 0.50 \text{ M}$
- $[\text{NO}] = 2x = 2(1.0 \times 10^{-2} \text{ M}) = 2.0 \times 10^{-2} \text{ M}$
- $[\text{Cl}_2] = x = 1.0 \times 10^{-2} \text{ M}$

Approximations can simplify complicated math, but their validity should be checked carefully.



**Reality Check:**

$$\frac{[\text{NO}]^2[\text{Cl}_2]}{[\text{NOCl}]^2} = \frac{(2.0 \times 10^{-2})^2(1.0 \times 10^{-2})}{(0.50)^2} = 1.6 \times 10^{-5}$$

Since the given value of  $K$  is  $1.6 \times 10^{-5}$ , these calculated concentrations are correct.

This problem was much easier to solve than it appeared at first because the *small value of  $K$  and the resulting small shift to the right to reach equilibrium allowed simplification.*

## 13.7 ▶ Le Châtelier's Principle

It is important to understand the factors that control the *position* of a chemical equilibrium. For example, when a chemical is manufactured, the chemists and chemical engineers in charge of production want to choose conditions that favor the desired product as much as possible. That is, they want the equilibrium to lie far to the right. When Fritz Haber was developing the process for the synthesis of ammonia, he did extensive studies on how temperature and pressure affect the equilibrium concentration of ammonia. Some of his results are given in Table 13.2. Note that the equilibrium amount of  $\text{NH}_3$  increases with an increase in pressure but decreases as the temperature is increased. Thus the amount of  $\text{NH}_3$  present at equilibrium is favored by conditions of low temperature and high pressure.

However, this is not the whole story. Carrying out the process at low temperatures is not feasible because then the reaction is too slow. Even though the equilibrium tends to shift to the right as the temperature is lowered, the attainment of equilibrium would be much too slow at low temperatures to be practical. This emphasizes once again that we must study both the thermodynamics and the kinetics of a reaction before we really understand the factors that control it.

We can qualitatively predict the effects of changes in concentration, pressure, and temperature on a system at equilibrium by using **Le Châtelier's principle**, which states that if a change is imposed on a system at equilibrium, the position of the equilibrium will shift in a direction that tends to reduce that change. Although this rule sometimes oversimplifies the situation, it works remarkably well.

### The Effect of a Change in Concentration

To see how we can predict the effect of change in concentration on a system at equilibrium, we will consider the ammonia synthesis reaction. Suppose there is an equilibrium position described by these concentrations:

$$[\text{N}_2] = 0.399 \text{ M} \quad [\text{H}_2] = 1.197 \text{ M} \quad [\text{NH}_3] = 0.202 \text{ M}$$

**Table 13.2 ▶ The Percent by Mass of  $\text{NH}_3$  at Equilibrium in a Mixture of  $\text{N}_2$ ,  $\text{H}_2$ , and  $\text{NH}_3$  as a Function of Temperature and Total Pressure\***

Temperature (°C)	Total Pressure		
	300 atm	400 atm	500 atm
400	48% $\text{NH}_3$	55% $\text{NH}_3$	61% $\text{NH}_3$
500	26% $\text{NH}_3$	32% $\text{NH}_3$	38% $\text{NH}_3$
600	13% $\text{NH}_3$	17% $\text{NH}_3$	21% $\text{NH}_3$

\*Each experiment was begun with a 3:1 mixture of  $\text{H}_2$  and  $\text{N}_2$ .

What will happen if 1.000 mol/L  $N_2$  is suddenly injected into the system? We can answer this question by calculating the value of  $Q$ . The concentrations before the system adjusts are

$$[N_2]_0 = 0.399 M + 1.000 M = 1.399 M$$

$$[H_2]_0 = 1.197 M$$

$$[NH_3]_0 = 0.202 M$$

↑  
Added  $N_2$

Note we are labeling these as “initial concentrations” because the system is no longer at equilibrium. Then

$$Q = \frac{[NH_3]_0^2}{[N_2]_0[H_2]_0^3} = \frac{(0.202)^2}{(1.399)(1.197)^3} = 1.70 \times 10^{-2}$$

Since we are not given the value of  $K$ , we must calculate it from the first set of equilibrium concentrations:

$$K = \frac{[NH_3]^2}{[N_2][H_2]^3} = \frac{(0.202)^2}{(0.399)(1.197)^3} = 5.96 \times 10^{-2}$$

As expected,  $Q$  is less than  $K$  because the concentration of  $N_2$  was increased.

The system will shift to the right to come to the new equilibrium position. Rather than do the calculations, we simply summarize the results:

Equilibrium Position I	$\xrightarrow[\text{of } N_2 \text{ added}]{1.000 \text{ mol/L}}$	Equilibrium Position II
$[N_2] = 0.399 M$ $[H_2] = 1.197 M$ $[NH_3] = 0.202 M$		$[N_2] = 1.348 M$ $[H_2] = 1.044 M$ $[NH_3] = 0.304 M$

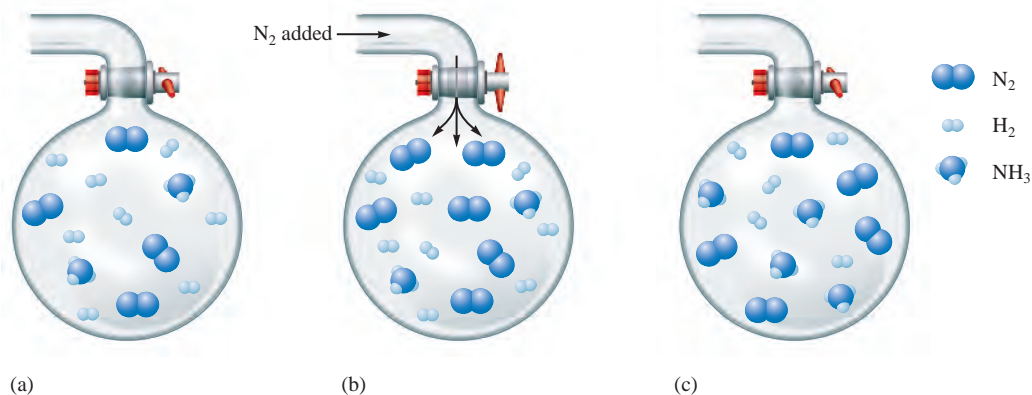
Note from these data that the equilibrium position does in fact shift to the right: The concentration of  $H_2$  decreases, the concentration of  $NH_3$  increases, and of course, since nitrogen is added, the concentration of  $N_2$  shows an increase relative to the amount present in the original equilibrium position. (However, notice that the nitrogen showed a decrease relative to the amount present immediately after addition of the 1.000 mol  $N_2$ .)

We can understand this shift by thinking about reaction rates. When we add  $N_2$  molecules to the system, the number of collisions between  $N_2$  and  $H_2$  will increase, thus increasing the rate of the forward reaction and in turn increasing the rate of formation of  $NH_3$  molecules. More  $NH_3$  molecules will in turn lead to a higher rate for the reverse reaction. Eventually, the forward and reverse reaction rates will again become equal, and the system will reach its new equilibrium position.

We can predict this shift qualitatively by using Le Châtelier's principle. Since the change imposed is the addition of nitrogen, Le Châtelier's principle predicts that the system will shift in a direction that consumes nitrogen. This reduces the effect of the addition. Thus Le Châtelier's principle correctly predicts that adding nitrogen will cause the equilibrium to shift to the right (see Fig. 13.9).

If ammonia had been added instead of nitrogen, the system would have shifted to the left to consume ammonia. So another way of stating Le Châtelier's principle is to say that if a component (reactant or product) is added to a reaction system at equilibrium (at constant  $T$  and  $P$  or constant  $T$  and  $V$ ), the equilibrium position will shift in the direction that lowers the concentration of that component. If a component is removed, the opposite effect occurs.

The system shifts in the direction that compensates for the imposed change.

**Figure 13.9**

(a) The initial equilibrium mixture of  $N_2$ ,  $H_2$ , and  $NH_3$ . (b) Addition of  $N_2$ . (c) The new equilibrium position for the system containing more  $N_2$  (due to addition of  $N_2$ ), less  $H_2$ , and more  $NH_3$  than in (a).

**EXAMPLE 13.13****Using Le Châtelier's Principle I**

Arsenic can be extracted from its ores by first reacting the ore with oxygen (called *roasting*) to form solid  $As_4O_6$ , which is then reduced using carbon:



Predict the direction of the shift of the equilibrium position in response to each of the following changes in conditions.

- Addition of carbon monoxide
- Addition or removal of carbon or tetraarsenic hexoxide ( $As_4O_6$ )
- Removal of gaseous arsenic ( $As_4$ )

**Solution**

- Le Châtelier's principle predicts that the shift will be away from the substance whose concentration is increased. The equilibrium position will shift to the left when carbon monoxide is added.
- Since the amount of a pure solid has no effect on the equilibrium position, changing the amount of carbon or tetraarsenic hexoxide will have no effect.
- If gaseous arsenic is removed, the equilibrium position will shift to the right to form more products. In industrial processes, the desired product is often continuously removed from the reaction system to increase the yield.

**SEE EXERCISE 13.63****The Effect of a Change in Pressure**

Basically, there are three ways to change the pressure of a reaction system involving gaseous components:

- Add or remove a gaseous reactant or product.
- Add an inert gas (one not involved in the reaction).
- Change the volume of the container.

We have already considered the addition or removal of a reactant or product. When an inert gas is added, there is no effect on the equilibrium position. The addition of an inert gas increases the total pressure but has no effect on the concentrations or partial pressures of the reactants or products. That is, in this case the added molecules do not participate

(a) Brown  $\text{NO}_2(g)$  and colorless  $\text{N}_2\text{O}_4(g)$  in equilibrium in a syringe. (b) The volume is suddenly decreased, giving a greater concentration of both  $\text{N}_2\text{O}_4$  and  $\text{NO}_2$  (indicated by the darker brown color). (c) A few seconds after the sudden volume decrease, the color is much lighter brown as the equilibrium shifts the brown  $\text{NO}_2(g)$  to colorless  $\text{N}_2\text{O}_4(g)$  as predicted by Le Châtelier's principle, since in the equilibrium



the product side has the smaller number of molecules.



in the reaction in any way and thus cannot affect the equilibrium in any way. Thus the system remains at the original equilibrium position.

When the volume of the container is changed, the concentrations (and thus the partial pressures) of both reactants and products are changed. We could calculate  $Q$  and predict the direction of the shift. However, for systems involving gaseous components, there is an easier way: We focus on the volume. The central idea is that when the volume of the container holding a gaseous system is reduced, the system responds by reducing its own volume. This is done by decreasing the total number of gaseous molecules in the system.

To see that this is true, we can rearrange the ideal gas law to give

$$V = \left( \frac{RT}{P} \right) n$$

or at constant  $T$  and  $P$ ,

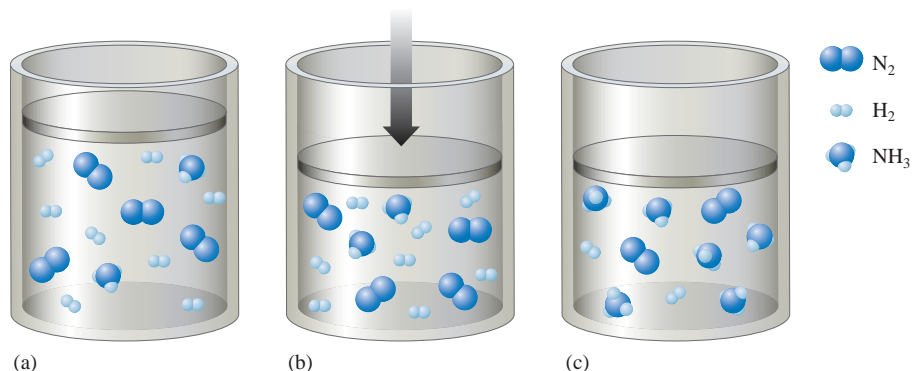
$$V \propto n$$

That is, at constant temperature and pressure, the volume of a gas is directly proportional to the number of moles of gas present.

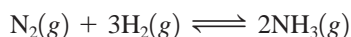
Suppose we have a mixture of the gases nitrogen, hydrogen, and ammonia at equilibrium (Fig. 13.10). If we suddenly reduce the volume, what will happen to the equilibrium

**Figure 13.10**

(a) A mixture of  $\text{NH}_3(g)$ ,  $\text{N}_2(g)$ , and  $\text{H}_2(g)$  at equilibrium. (b) The volume is suddenly decreased. (c) The new equilibrium position for the system containing more  $\text{NH}_3$  and less  $\text{N}_2$  and  $\text{H}_2$ . The reaction  $\text{N}_2(g) + 3\text{H}_2(g) \rightleftharpoons 2\text{NH}_3(g)$  shifts to the right (toward the side with fewer molecules) when the container volume is decreased.



position? The reaction system can reduce its volume by reducing the number of molecules present. This means that the reaction



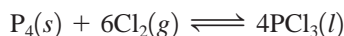
will shift to the right, since in this direction four molecules (one of nitrogen and three of hydrogen) react to produce two molecules (of ammonia), thus *reducing the total number of gaseous molecules present*. The new equilibrium position will be farther to the right than the original one. That is, the equilibrium position will shift toward the side of the reaction involving the smaller number of gaseous molecules in the balanced equation.

The opposite is also true. When the container volume is increased, the system will shift so as to increase its volume. An increase in volume in the ammonia synthesis system will produce a shift to the left to increase the total number of gaseous molecules present.

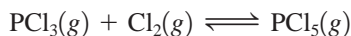
### EXAMPLE 13.14 Using Le Châtelier's Principle II

Predict the shift in equilibrium position that will occur for each of the following processes when the volume is reduced.


- a. The preparation of liquid phosphorus trichloride by the reaction



- b. The preparation of gaseous phosphorus pentachloride according to the equation



- c. The reaction of phosphorus trichloride with ammonia:



#### Solution

- a. Since  $\text{P}_4$  and  $\text{PCl}_3$  are a pure solid and a pure liquid, respectively, we need to consider only the effect of the change in volume on  $\text{Cl}_2$ . The volume is decreased, so the position of the equilibrium will shift to the right, since the reactant side contains six gaseous molecules and the product side has none.
- b. Decreasing the volume will shift the given reaction to the right, since the product side contains only one gaseous molecule while the reactant side has two.
- c. Both sides of the balanced reaction equation have four gaseous molecules. A change in volume will have no effect on the equilibrium position. There is no shift in this case.

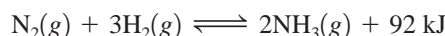
SEE EXERCISE 13.64

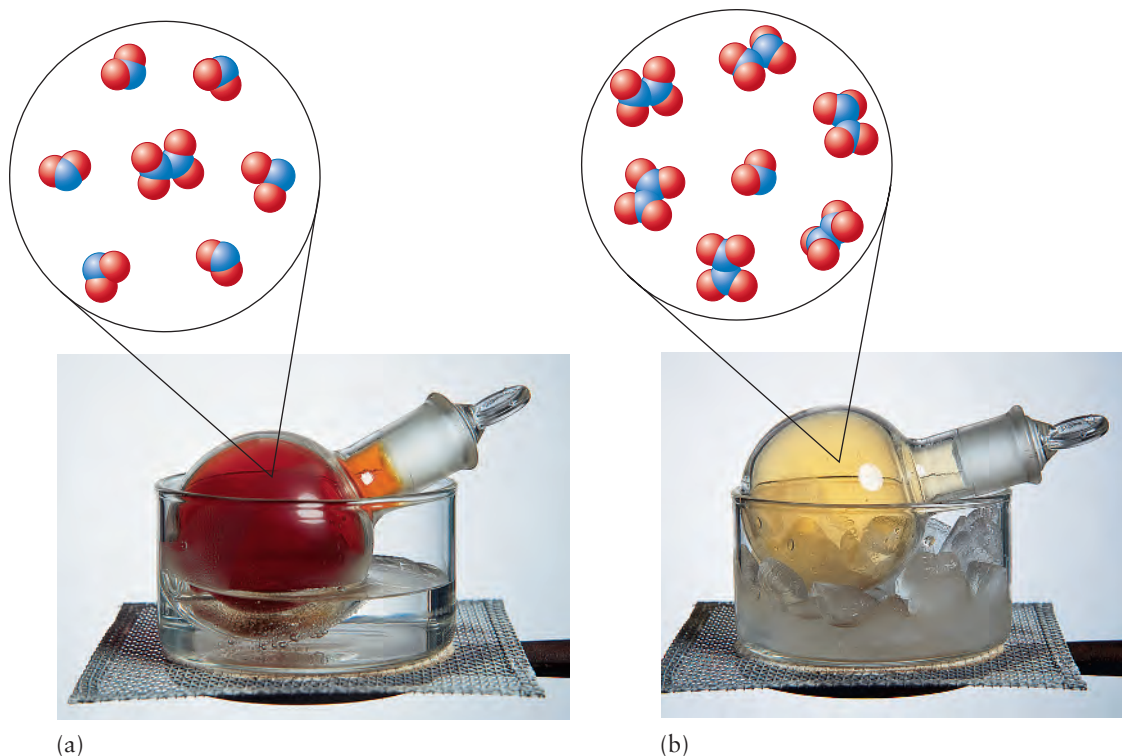
## The Effect of a Change in Temperature

It is important to realize that although the changes we have just discussed may alter the equilibrium *position*, they do not alter the equilibrium *constant*. For example, the addition of a reactant shifts the equilibrium position to the right but has no effect on the value of the equilibrium constant; the new equilibrium concentrations satisfy the original equilibrium constant.

The effect of temperature on equilibrium is different, however, because *the value of  $K$  changes with temperature*. We can use Le Châtelier's principle to predict the direction of the change.

The synthesis of ammonia from nitrogen and hydrogen is exothermic. We can represent this by treating energy as a product:





(a) Shifting the  $\text{N}_2\text{O}_4(g) \rightarrow 2\text{NO}_2(g)$  equilibrium by changing the temperature. (a) At  $100^\circ\text{C}$  the flask is definitely reddish brown due to a large amount of  $\text{NO}_2$  present. (b) At  $0^\circ\text{C}$  the equilibrium is shifted toward colorless  $\text{N}_2\text{O}_4(g)$ .

Of course, energy is not a chemical product of this reaction, but thinking of it in this way makes it easy to apply Le Châtelier's principle.

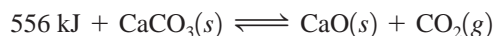
**Table 13.3** ▶ Observed Value of  $K$  for the Ammonia Synthesis Reaction as a Function of Temperature\*

Temperature (K)	$K$
500	90
600	3
700	0.3
800	0.04

\*For this exothermic reaction, the value of  $K$  decreases as the temperature increases, as predicted by Le Châtelier's principle.

If energy is added to this system at equilibrium by heating it, Le Châtelier's principle predicts that the shift will be in the direction that consumes energy, that is, to the left. Note that this shift decreases the concentration of  $\text{NH}_3$  and increases the concentrations of  $\text{N}_2$  and  $\text{H}_2$ , thus *decreasing the value of  $K$* . The experimentally observed change in  $K$  with temperature for this reaction is indicated in Table 13.3. The value of  $K$  decreases with increased temperature, as predicted.

On the other hand, for an endothermic reaction, such as the decomposition of calcium carbonate,



an increase in temperature will cause the equilibrium to shift to the right and the value of  $K$  to increase.

In summary, to use Le Châtelier's principle to describe the effect of a temperature change on a system at equilibrium, treat energy as a reactant (in an endothermic process) or as a product (in an exothermic process), and predict the direction of the shift in the same way as when an actual reactant or product is added or removed. Although Le Châtelier's principle cannot predict the size of the change in  $K$ , it does correctly predict the direction of the change.

### EXAMPLE 13.15

### Using Le Châtelier's Principle III

For each of the following reactions, predict how the value of  $K$  changes as the temperature is increased.

- a.  $\text{N}_2(g) + \text{O}_2(g) \rightleftharpoons 2\text{NO}(g)$        $\Delta H^\circ = 181 \text{ kJ}$   
 b.  $2\text{SO}_2(g) + \text{O}_2(g) \rightleftharpoons 2\text{SO}_3(g)$        $\Delta H^\circ = -198 \text{ kJ}$

**Solution**

- a. This is an endothermic reaction, as indicated by the positive value for  $\Delta H^\circ$ . Energy can be viewed as a reactant, and  $K$  increases (the equilibrium shifts to the right) as the temperature is increased.
- b. This is an exothermic reaction (energy can be regarded as a product). As the temperature is increased, the value of  $K$  decreases (the equilibrium shifts to the left).

SEE EXERCISES 13.69 AND 13.70

We have seen how Le Châtelier's principle can be used to predict the effect of several types of changes on a system at equilibrium. To summarize these ideas, Table 13.4 shows how various changes affect the equilibrium position of the endothermic reaction



**Table 13.4** ▶ Shifts in the Equilibrium Position for the Reaction  
 $58 \text{ kJ} + \text{N}_2\text{O}_4(g) \rightleftharpoons 2\text{NO}_2(g)$

Change	Shift
Addition of $\text{N}_2\text{O}_4(g)$	Right
Addition of $\text{NO}_2(g)$	Left
Removal of $\text{N}_2\text{O}_4(g)$	Left
Removal of $\text{NO}_2(g)$	Right
Addition of $\text{He}(g)$	None
Decrease container volume	Left
Increase container volume	Right
Increase temperature	Right
Decrease temperature	Left

**For Review****▶ Key Terms**

chemical equilibrium

**Section 13.2**

law of mass action  
 equilibrium expression  
 equilibrium constant  
 equilibrium position

**Section 13.4**

homogeneous equilibria  
 heterogeneous equilibria

**Section 13.5**reaction quotient,  $Q$ **Section 13.7**

Le Châtelier's principle

**Chemical equilibrium**

- When a reaction takes place in a closed system, it reaches a condition where the concentrations of the reactants and products remain constant over time
- Dynamic state: reactants and products are interconverted continually
  - Forward rate = reverse rate
- The law of mass action: for the reaction

$$j\text{A} + k\text{B} \rightleftharpoons m\text{C} + n\text{D}$$

$$K = \frac{[\text{C}]^m[\text{D}]^n}{[\text{A}]^j[\text{B}]^k} = \text{equilibrium constant}$$

- A pure liquid or solid is never included in the equilibrium expression
- For a gas-phase reaction the reactants and products can be described in terms of their partial pressures and the equilibrium constant is called  $K_p$ :

$$K_p = K(RT)^{\Delta n}$$

where  $\Delta n$  is the sum of the coefficients of the gaseous products minus the sum of the coefficients of the gaseous reactants

### Equilibrium position

- A set of reactant and product concentrations that satisfies the equilibrium constant expression
  - There is one value of  $K$  for a given system at a given temperature
  - There are an infinite number of equilibrium positions at a given temperature depending on the initial concentrations
- A small value of  $K$  means the equilibrium lies to the left; a large value of  $K$  means the equilibrium lies to the right
  - The size of  $K$  has no relationship to the speed at which equilibrium is achieved
- $Q$ , the reaction quotient, applies the law of mass action to initial concentrations rather than equilibrium concentrations
  - If  $Q > K$ , the system will shift to the left to achieve equilibrium
  - If  $Q < K$ , the system will shift to the right to achieve equilibrium
- Finding the concentrations that characterize a given equilibrium position:
  - Start with the given initial concentrations (pressures)
  - Define the change needed to reach equilibrium
  - Apply the change to the initial concentrations (pressures) and solve for the equilibrium concentrations (pressures)

### Le Châtelier's principle

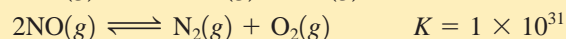
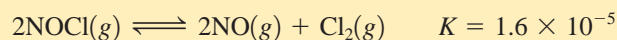
- Enables qualitative prediction of the effects of changes in concentration, pressure, and temperature on a system at equilibrium
- If a change in conditions is imposed on a system at equilibrium, the system will shift in a direction that compensates for the imposed change
  - In other words, when a stress is placed on a system at equilibrium, the system shifts in the direction that relieves the stress

## REVIEW QUESTIONS

1. Characterize a system at chemical equilibrium with respect to each of the following.
  - a. the rates of the forward and reverse reactions
  - b. the overall composition of the reaction mixture

For a general reaction  $3A(g) + B(g) \longrightarrow 2C(g)$ , if one starts an experiment with only reactants present, show what the plot of concentrations of A, B, and C versus time would look like. Also sketch the plot illustrating the rate of the forward reaction and rate of the reverse reaction versus time.

2. What is the law of mass action? Is it true that the value of  $K$  depends on the amounts of reactants and products mixed together initially? Explain. Is it true that reactions with large equilibrium constant values are very fast? Explain. There is only one value of the equilibrium constant for a particular system at a particular temperature, but there is an infinite number of equilibrium positions. Explain.
3. Consider the following reactions at some temperature:



For each reaction, assume some quantities of the reactants were placed in separate containers and allowed to come to equilibrium. Describe the relative amounts of reactants and products that would be present at equilibrium. At equilibrium, which is faster, the forward or reverse reaction in each case?

4. What is the difference between  $K$  and  $K_p$ ? When does  $K = K_p$  for a reaction? When does  $K \neq K_p$  for a reaction? If the coefficients in a reaction equation are tripled, how is the new value of  $K$  related to the initial value of  $K$ ? If a reaction is reversed,



how is the value of  $K_p$  for the reversed reaction related to the value of  $K_p$  for the initial reaction?

- What are homogeneous equilibria? Heterogeneous equilibria? What is the difference in writing  $K$  expressions for homogeneous versus heterogeneous reactions? Summarize which species are included in the  $K$  expression and which species are not included.
- Distinguish between the terms *equilibrium constant* and *reaction quotient*. When  $Q = K$ , what does this say about a reaction? When  $Q < K$ , what does this say about a reaction? When  $Q > K$ , what does this say about a reaction?
- Summarize the steps for solving equilibrium problems (see the beginning of Section 13.6). In general, when solving an equilibrium problem, you should always set up an ICE table. What is an ICE table?
- A common type of reaction we will study is that having a very small  $K$  value ( $K \ll 1$ ). Solving for equilibrium concentrations in an equilibrium problem usually requires many mathematical operations to be performed. However, the math involved when solving equilibrium problems for reactions having small  $K$  values ( $K \ll 1$ ) is simplified. What assumption is made when solving the equilibrium concentrations for reactions with small  $K$  values? Whenever assumptions are made, they must be checked for validity. In general, the “5% rule” is used to check the validity of assuming  $x$  (or  $2x$ ,  $3x$ , and so on) is very small compared to some number. When  $x$  (or  $2x$ ,  $3x$ , and so on) is less than 5% of the number the assumption was made against, then the assumption is said to be valid. If the 5% rule fails, what do you do to solve for the equilibrium concentrations?
- What is Le Châtelier’s principle? Consider the reaction  $2\text{NOCl}(g) \rightleftharpoons 2\text{NO}(g) + \text{Cl}_2(g)$ . If this reaction is at equilibrium, what happens when the following changes occur?
  - $\text{NOCl}(g)$  is added.
  - $\text{NO}(g)$  is added.
  - $\text{NOCl}(g)$  is removed.
  - $\text{Cl}_2(g)$  is removed.
  - The container volume is decreased.

For each of these changes, what happens to the value of  $K$  for the reaction as equilibrium is reached again? Give an example of a reaction for which the addition or removal of one of the reactants or products has no effect on the equilibrium position.

In general, how will the equilibrium position of a gas-phase reaction be affected if the volume of the reaction vessel changes? Are there reactions that will not have their equilibria shifted by a change in volume? Explain. Why does changing the pressure in a rigid container by adding an inert gas not shift the equilibrium position for a gas-phase reaction?

- The only “stress” (change) that also changes the value of  $K$  is a change in temperature. For an exothermic reaction, how does the equilibrium position change as temperature increases, and what happens to the value of  $K$ ? Answer the same questions for an endothermic reaction. If the value of  $K$  increases with a decrease in temperature, is the reaction exothermic or endothermic? Explain.

## ► Active Learning Questions

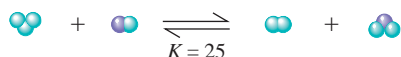
These questions are designed to be used by groups of students in class.

- Consider an equilibrium mixture of four chemicals (A, B, C, and D, all gases) reacting in a closed flask according to the equation:

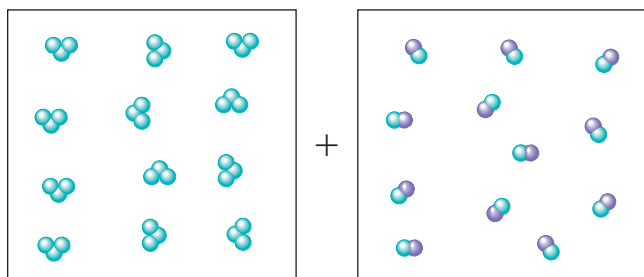


- You add more A to the flask. How does the concentration of each chemical compare to its original concentration after equilibrium is reestablished? Justify your answer.
- You have the original setup at equilibrium, and add more D to the flask. How does the concentration of each chemical compare to its original concentration after equilibrium is reestablished? Justify your answer.

2. The boxes shown below represent a set of initial conditions for the reaction:



Draw a quantitative molecular picture that shows what this system looks like after the reactants are mixed in one of the boxes and the system reaches equilibrium. Support your answer with calculations.



3. For the reaction  $\text{H}_2(\text{g}) + \text{I}_2(\text{g}) \rightleftharpoons 2\text{HI}(\text{g})$ , consider two possibilities: (a) you mix 0.5 mol of each reactant, allow the system to come to equilibrium, and then add another mole of  $\text{H}_2$  and allow the system to reach equilibrium again, or (b) you mix 1.5 mol  $\text{H}_2$  and 0.5 mol  $\text{I}_2$  and allow the system to reach equilibrium. Will the final equilibrium mixture be different for the two procedures? Explain.
4. Given the reaction  $\text{A}(\text{g}) + \text{B}(\text{g}) \rightleftharpoons \text{C}(\text{g}) + \text{D}(\text{g})$ , consider the following situations:
- You have 1.3 M A and 0.8 M B initially.
  - You have 1.3 M A, 0.8 M B, and 0.2 M C initially.
  - You have 2.0 M A and 0.8 M B initially.
- Order the preceding situations in terms of increasing equilibrium concentration of D. Explain your order. Then give the order in terms of increasing equilibrium concentration of B and explain.
5. Consider the reaction  $\text{A}(\text{g}) + 2\text{B}(\text{g}) \rightleftharpoons \text{C}(\text{g}) + \text{D}(\text{g})$  in a 1.0-L rigid flask. Answer the following questions for each situation (a–d):
- Estimate a range (as small as possible) for the requested substance. For example, [A] could be between 95 M and 100 M.
  - Explain how you decided on the limits for the estimated range.
  - Indicate what other information would enable you to narrow your estimated range.
  - Compare the estimated concentrations for a through d, and explain any differences.
- If at equilibrium  $[\text{A}] = 1 \text{ M}$ , and then 1 mol C is added, estimate the value for [A] once equilibrium is reestablished.
  - If at equilibrium  $[\text{B}] = 1 \text{ M}$ , and then 1 mol C is added, estimate the value for [B] once equilibrium is reestablished.
  - If at equilibrium  $[\text{C}] = 1 \text{ M}$ , and then 1 mol C is added, estimate the value for [C] once equilibrium is reestablished.
  - If at equilibrium  $[\text{D}] = 1 \text{ M}$ , and then 1 mol C is added, estimate the value for [D] once equilibrium is reestablished.
6. Consider the reaction  $\text{A}(\text{g}) + \text{B}(\text{g}) \rightleftharpoons \text{C}(\text{g}) + \text{D}(\text{g})$ . A friend asks the following: “I know we have been told that if a mixture of A, B, C, and D is at equilibrium and more of A is added, more C and D will form. But how can more C and D form if we do not add more B?” What do you tell your friend?
7. Consider the following statements: “Consider the reaction  $\text{A}(\text{g}) + \text{B}(\text{g}) \rightleftharpoons \text{C}(\text{g})$ , for which at equilibrium  $[\text{A}] = 2 \text{ M}$ ,  $[\text{B}] = 1 \text{ M}$ , and  $[\text{C}] = 4 \text{ M}$ . To a 1-L container of the system at equilibrium, you add 3 moles of B. A possible equilibrium condition is  $[\text{A}] = 1 \text{ M}$ ,  $[\text{B}] = 3 \text{ M}$ , and  $[\text{C}] = 6 \text{ M}$  because in both cases  $K = 2$ .” Indicate everything that is correct in these statements and everything that is incorrect. Correct the incorrect statements, and explain.
8. Le Châtelier’s principle is stated (Section 13.7) as follows: “If a change is imposed on a system at equilibrium, the position of the equilibrium will shift in a direction that tends to reduce that change.” The system  $\text{N}_2 + 3\text{H}_2 \rightleftharpoons 2\text{NH}_3$  is used as an example in which the addition of nitrogen gas at equilibrium results in a decrease in  $\text{H}_2$  concentration and an increase in  $\text{NH}_3$  concentration. In the experiment the volume is assumed to be constant. On the other hand, if  $\text{N}_2$  is added to the reaction system in a container with a piston so that the pressure can be held constant, the amount of  $\text{NH}_3$  actually could decrease and the concentration of  $\text{H}_2$  would increase as equilibrium is reestablished. Explain how this can happen. Also, if you consider this same system at equilibrium, the addition of an inert gas, holding the pressure constant, *does* affect the equilibrium position. Explain why the addition of an inert gas to this system in a rigid container does not affect the equilibrium position.
9. The value of the equilibrium constant  $K$  depends on which of the following (there may be more than one answer)?
- the initial concentrations of the reactants
  - the initial concentrations of the products
  - the temperature of the system
  - the nature of the reactants and products
- Explain.

A blue question or exercise number indicates that the answer to that question or exercise appears at the back of this book and a solution appears in the *Solutions Guide*, as found on PowerLecture.

## ► Questions

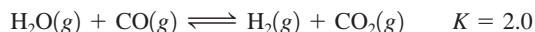
10. Figure 13.5 illustrates a concentration versus time profile for the reaction  $\text{N}_2(\text{g}) + 3\text{H}_2(\text{g}) \rightleftharpoons 2\text{NH}_3(\text{g})$  when only  $\text{N}_2(\text{g})$  and  $\text{H}_2(\text{g})$  are initially reacted. Consider the same reaction but for the reaction when only  $\text{NH}_3(\text{g})$  is present initially. How fast should  $\text{NH}_3(\text{g})$  initially disappear as compared with how fast  $\text{N}_2(\text{g})$  initially appears? What about the rates of the appearance of  $\text{H}_2(\text{g})$  and  $\text{N}_2(\text{g})$  to each other initially? How are all these rates related to each other at equilibrium?
11. Consider the following reaction:



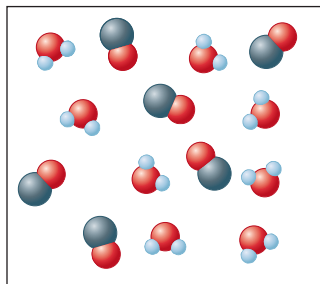
Amounts of  $\text{H}_2\text{O}$ ,  $\text{CO}$ ,  $\text{H}_2$ , and  $\text{CO}_2$  are put into a flask so that the composition corresponds to an equilibrium position. If the  $\text{CO}$

placed in the flask is labeled with radioactive  $^{14}\text{C}$ , will  $^{14}\text{C}$  be found only in  $\text{CO}$  molecules for an indefinite period of time? Explain.

12. Consider the same reaction as in Question 11. In one experiment 1.0 mol  $\text{H}_2\text{O}(\text{g})$  and 1.0 mol  $\text{CO}(\text{g})$  are put into a flask and heated to  $350^\circ\text{C}$ . In a second experiment 1.0 mol  $\text{H}_2(\text{g})$  and 1.0 mol  $\text{CO}_2(\text{g})$  are put into another flask with the same volume as the first. This mixture is also heated to  $350^\circ\text{C}$ . After equilibrium is reached, will there be any difference in the composition of the mixtures in the two flasks?
13. Suppose a reaction has the equilibrium constant  $K = 1.3 \times 10^8$ . What does the magnitude of this constant tell you about the relative concentrations of products and reactants that will be present once equilibrium is reached? Is this reaction likely to be a good source of the products?
14. Suppose a reaction has the equilibrium constant  $K = 1.7 \times 10^{-8}$  at a particular temperature. Will there be a large or small amount of unreacted starting material present when this reaction reaches equilibrium? Is this reaction likely to be a good source of products at this temperature?
15. Consider the following reaction at some temperature:

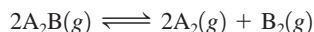


Some molecules of  $\text{H}_2\text{O}$  and  $\text{CO}$  are placed in a 1.0-L container as shown below.

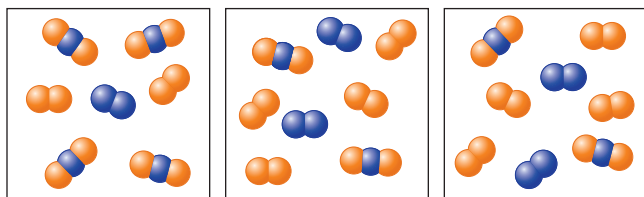


When equilibrium is reached, how many molecules of  $\text{H}_2\text{O}$ ,  $\text{CO}$ ,  $\text{H}_2$ , and  $\text{CO}_2$  are present? Do this problem by trial and error—that is, if two molecules of  $\text{CO}$  react, is this equilibrium; if three molecules of  $\text{CO}$  react, is this equilibrium; and so on.

16. Consider the following generic reaction:



Some molecules of  $\text{A}_2\text{B}$  are placed in a 1.0-L container. As time passes, several snapshots of the reaction mixture are taken as illustrated below.



Which illustration is the first to represent an equilibrium mixture? Explain. How many molecules of  $\text{A}_2\text{B}$  reacted initially?

17. Explain the difference between  $K$ ,  $K_p$ , and  $Q$ .

18. Consider the following reactions.



List two property differences between these two reactions that relate to equilibrium.

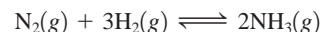
19. For a typical equilibrium problem, the value of  $K$  and the initial reaction conditions are given for a specific reaction, and you are asked to calculate the equilibrium concentrations. Many of these calculations involve solving a quadratic or cubic equation. What can you do to avoid solving a quadratic or cubic equation and still come up with reasonable equilibrium concentrations?
20. Which of the following statements is(are) true? Correct the false statement(s).
- When a reactant is added to a system at equilibrium at a given temperature, the reaction will shift right to reestablish equilibrium.
  - When a product is added to a system at equilibrium at a given temperature, the value of  $K$  for the reaction will increase when equilibrium is reestablished.
  - When temperature is increased for a reaction at equilibrium, the value of  $K$  for the reaction will increase.
  - When the volume of a reaction container is increased for a system at equilibrium at a given temperature, the reaction will shift left to reestablish equilibrium.
  - Addition of a catalyst (a substance that increases the speed of the reaction) has no effect on the equilibrium position.

## ► Exercises

In this section similar exercises are paired.

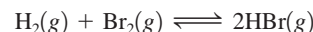
### The Equilibrium Constant

21. Write the equilibrium expression ( $K$ ) for each of the following gas-phase reactions.
- $\text{N}_2(\text{g}) + \text{O}_2(\text{g}) \rightleftharpoons 2\text{NO}(\text{g})$
  - $\text{N}_2\text{O}_4(\text{g}) \rightleftharpoons 2\text{NO}_2(\text{g})$
  - $\text{SiH}_4(\text{g}) + 2\text{Cl}_2(\text{g}) \rightleftharpoons \text{SiCl}_4(\text{g}) + 2\text{H}_2(\text{g})$
  - $2\text{PBr}_3(\text{g}) + 3\text{Cl}_2(\text{g}) \rightleftharpoons 2\text{PCl}_3(\text{g}) + 3\text{Br}_2(\text{g})$
22. Write the equilibrium expression ( $K_p$ ) for each reaction in Exercise 21.
23. At a given temperature,  $K = 1.3 \times 10^{-2}$  for the reaction



Calculate values of  $K$  for the following reactions at this temperature.

- $\frac{1}{2}\text{N}_2(\text{g}) + \frac{3}{2}\text{H}_2(\text{g}) \rightleftharpoons \text{NH}_3(\text{g})$
  - $2\text{NH}_3(\text{g}) \rightleftharpoons \text{N}_2(\text{g}) + 3\text{H}_2(\text{g})$
  - $\text{NH}_3(\text{g}) \rightleftharpoons \frac{1}{2}\text{N}_2(\text{g}) + \frac{3}{2}\text{H}_2(\text{g})$
  - $2\text{N}_2(\text{g}) + 6\text{H}_2(\text{g}) \rightleftharpoons 4\text{NH}_3(\text{g})$
24. For the reaction



$K_p = 3.5 \times 10^4$  at 1495 K. What is the value of  $K_p$  for the following reactions at 1495 K?

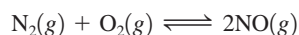
- $\text{HBr}(\text{g}) \rightleftharpoons \frac{1}{2}\text{H}_2(\text{g}) + \frac{1}{2}\text{Br}_2(\text{g})$
- $2\text{HBr}(\text{g}) \rightleftharpoons \text{H}_2(\text{g}) + \text{Br}_2(\text{g})$
- $\frac{1}{2}\text{H}_2(\text{g}) + \frac{1}{2}\text{Br}_2(\text{g}) \rightleftharpoons \text{HBr}(\text{g})$

25. For the reaction



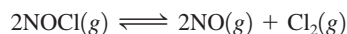
it is determined that, at equilibrium at a particular temperature, the concentrations are as follows:  $[\text{NO}(g)] = 8.1 \times 10^{-3} M$ ,  $[\text{H}_2(g)] = 4.1 \times 10^{-5} M$ ,  $[\text{N}_2(g)] = 5.3 \times 10^{-2} M$ , and  $[\text{H}_2\text{O}(g)] = 2.9 \times 10^{-3} M$ . Calculate the value of  $K$  for the reaction at this temperature.

26. At high temperatures, elemental nitrogen and oxygen react with each other to form nitrogen monoxide:

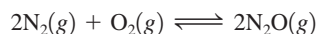


Suppose the system is analyzed at a particular temperature, and the equilibrium concentrations are found to be  $[\text{N}_2] = 0.041 M$ ,  $[\text{O}_2] = 0.0078 M$ , and  $[\text{NO}] = 4.7 \times 10^{-4} M$ . Calculate the value of  $K$  for the reaction.

27. At a particular temperature, a 3.0-L flask contains 2.4 mol  $\text{Cl}_2$ , 1.0 mol  $\text{NOCl}$ , and  $4.5 \times 10^{-3}$  mol  $\text{NO}$ . Calculate  $K$  at this temperature for the following reaction:

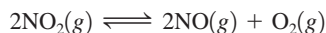


28. At a particular temperature a 2.00-L flask at equilibrium contains  $2.80 \times 10^{-4}$  mol  $\text{N}_2$ ,  $2.50 \times 10^{-5}$  mol  $\text{O}_2$ , and  $2.00 \times 10^{-2}$  mol  $\text{N}_2\text{O}$ . Calculate  $K$  at this temperature for the reaction



If  $[\text{N}_2] = 2.00 \times 10^{-4} M$ ,  $[\text{N}_2\text{O}] = 0.200 M$ , and  $[\text{O}_2] = 0.00245 M$ , does this represent a system at equilibrium?

29. The following equilibrium pressures at a certain temperature were observed for the reaction



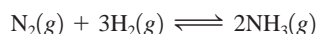
$$P_{\text{NO}_2} = 0.55 \text{ atm}$$

$$P_{\text{NO}} = 6.5 \times 10^{-5} \text{ atm}$$

$$P_{\text{O}_2} = 4.5 \times 10^{-5} \text{ atm}$$

Calculate the value for the equilibrium constant  $K_p$  at this temperature.

30. The following equilibrium pressures were observed at a certain temperature for the reaction



$$P_{\text{NH}_3} = 3.1 \times 10^{-2} \text{ atm}$$

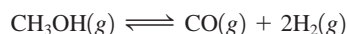
$$P_{\text{N}_2} = 8.5 \times 10^{-1} \text{ atm}$$

$$P_{\text{H}_2} = 3.1 \times 10^{-3} \text{ atm}$$

Calculate the value for the equilibrium constant  $K_p$  at this temperature.

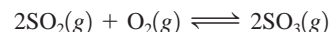
If  $P_{\text{N}_2} = 0.525 \text{ atm}$ ,  $P_{\text{NH}_3} = 0.0167 \text{ atm}$ , and  $P_{\text{H}_2} = 0.00761 \text{ atm}$ , does this represent a system at equilibrium?

31. At  $327^\circ\text{C}$ , the equilibrium concentrations are  $[\text{CH}_3\text{OH}] = 0.15 M$ ,  $[\text{CO}] = 0.24 M$ , and  $[\text{H}_2] = 1.1 M$  for the reaction



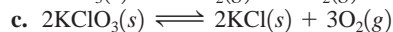
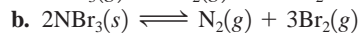

Calculate  $K_p$  at this temperature.

32. At  $1100 \text{ K}$ ,  $K_p = 0.25$  for the reaction

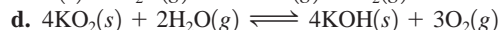
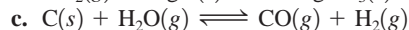
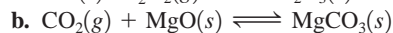
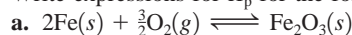


What is the value of  $K$  at this temperature?

33. Write expressions for  $K$  and  $K_p$  for the following reactions.



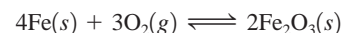
34. Write expressions for  $K_p$  for the following reactions.



35. For which reactions in Exercise 33 is  $K_p$  equal to  $K$ ?

36. For which reactions in Exercise 34 is  $K_p$  equal to  $K$ ?

37. Consider the following reaction at a certain temperature:



An equilibrium mixture contains 1.0 mol  $\text{Fe}$ ,  $1.0 \times 10^{-3}$  mol  $\text{O}_2$ , and 2.0 mol  $\text{Fe}_2\text{O}_3$  all in a 2.0-L container. Calculate the value of  $K$  for this reaction.

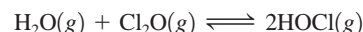
38. In a study of the reaction



at  $1200 \text{ K}$  it was observed that when the equilibrium partial pressure of water vapor is 15.0 torr, that total pressure at equilibrium is 36.3 torr. Calculate the value of  $K_p$  for this reaction at  $1200 \text{ K}$ . (*Hint:* Apply Dalton's law of partial pressures.)

### Equilibrium Calculations

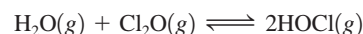
39. The equilibrium constant is 0.0900 at  $25^\circ\text{C}$  for the reaction



For which of the following sets of conditions is the system at equilibrium? For those which are not at equilibrium, in which direction will the system shift?

- a. A 1.0-L flask contains 1.0 mol  $\text{HOCl}$ , 0.10 mol  $\text{Cl}_2\text{O}$ , and 0.10 mol  $\text{H}_2\text{O}$ .  
 b. A 2.0-L flask contains 0.084 mol  $\text{HOCl}$ , 0.080 mol  $\text{Cl}_2\text{O}$ , and 0.98 mol  $\text{H}_2\text{O}$ .  
 c. A 3.0-L flask contains 0.25 mol  $\text{HOCl}$ , 0.0010 mol  $\text{Cl}_2\text{O}$ , and 0.56 mol  $\text{H}_2\text{O}$ .

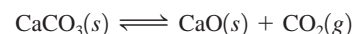
40. The equilibrium constant is 0.0900 at  $25^\circ\text{C}$  for the reaction



For which of the following sets of conditions is the system at equilibrium? For those which are not at equilibrium, in which direction will the system shift?

- a.  $P_{\text{H}_2\text{O}} = 1.00 \text{ atm}$ ,  $P_{\text{Cl}_2\text{O}} = 1.00 \text{ atm}$ ,  $P_{\text{HOCl}} = 1.00 \text{ atm}$   
 b.  $P_{\text{H}_2\text{O}} = 200. \text{ torr}$ ,  $P_{\text{Cl}_2\text{O}} = 49.8 \text{ torr}$ ,  $P_{\text{HOCl}} = 21.0 \text{ torr}$   
 c.  $P_{\text{H}_2\text{O}} = 296 \text{ torr}$ ,  $P_{\text{Cl}_2\text{O}} = 15.0 \text{ torr}$ ,  $P_{\text{HOCl}} = 20.0 \text{ torr}$

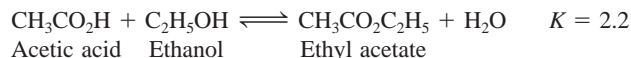
41. At  $900^\circ\text{C}$ ,  $K_p = 1.04$  for the reaction



At a low temperature, dry ice (solid  $\text{CO}_2$ ), calcium oxide, and calcium carbonate are introduced into a 50.0-L reaction chamber. The temperature is raised to  $900^\circ\text{C}$ , resulting in the dry ice converting to gaseous  $\text{CO}_2$ . For the following mixtures, will the initial amount of calcium oxide increase, decrease, or remain the same as the system moves toward equilibrium at  $900^\circ\text{C}$ ?

- 655 g  $\text{CaCO}_3$ , 95.0 g  $\text{CaO}$ ,  $P_{\text{CO}_2} = 2.55$  atm
- 780 g  $\text{CaCO}_3$ , 1.00 g  $\text{CaO}$ ,  $P_{\text{CO}_2} = 1.04$  atm
- 0.14 g  $\text{CaCO}_3$ , 5000 g  $\text{CaO}$ ,  $P_{\text{CO}_2} = 1.04$  atm
- 715 g  $\text{CaCO}_3$ , 813 g  $\text{CaO}$ ,  $P_{\text{CO}_2} = 0.211$  atm

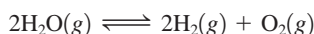
42. Ethyl acetate is synthesized in a nonreacting solvent (not water) according to the following reaction:



For the following mixtures (a–d), will the concentration of  $\text{H}_2\text{O}$  increase, decrease, or remain the same as equilibrium is established?

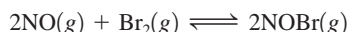
- $[\text{CH}_3\text{CO}_2\text{C}_2\text{H}_5] = 0.22$  M,  $[\text{H}_2\text{O}] = 0.10$  M,  $[\text{CH}_3\text{CO}_2\text{H}] = 0.010$  M,  $[\text{C}_2\text{H}_5\text{OH}] = 0.010$  M
- $[\text{CH}_3\text{CO}_2\text{C}_2\text{H}_5] = 0.22$  M,  $[\text{H}_2\text{O}] = 0.0020$  M,  $[\text{CH}_3\text{CO}_2\text{H}] = 0.0020$  M,  $[\text{C}_2\text{H}_5\text{OH}] = 0.10$  M
- $[\text{CH}_3\text{CO}_2\text{C}_2\text{H}_5] = 0.88$  M,  $[\text{H}_2\text{O}] = 0.12$  M,  $[\text{CH}_3\text{CO}_2\text{H}] = 0.044$  M,  $[\text{C}_2\text{H}_5\text{OH}] = 6.0$  M
- $[\text{CH}_3\text{CO}_2\text{C}_2\text{H}_5] = 4.4$  M,  $[\text{H}_2\text{O}] = 4.4$  M,  $[\text{CH}_3\text{CO}_2\text{H}] = 0.88$  M,  $[\text{C}_2\text{H}_5\text{OH}] = 10.0$  M
- What must the concentration of water be for a mixture with  $[\text{CH}_3\text{CO}_2\text{C}_2\text{H}_5] = 2.0$  M,  $[\text{CH}_3\text{CO}_2\text{H}] = 0.10$  M, and  $[\text{C}_2\text{H}_5\text{OH}] = 5.0$  M to be at equilibrium?
- Why is water included in the equilibrium expression for this reaction?

43. For the reaction



$K = 2.4 \times 10^{-3}$  at a given temperature. At equilibrium it is found that  $[\text{H}_2\text{O}(g)] = 1.1 \times 10^{-1}$  M and  $[\text{H}_2(g)] = 1.9 \times 10^{-2}$  M. What is the concentration of  $\text{O}_2(g)$  under these conditions?

44. The reaction



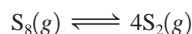
has  $K_p = 109$  at  $25^\circ\text{C}$ . If the equilibrium partial pressure of  $\text{Br}_2$  is 0.0159 atm and the equilibrium partial pressure of  $\text{NOBr}$  is 0.0768 atm, calculate the partial pressure of  $\text{NO}$  at equilibrium.

45. A 1.00-L flask was filled with 2.00 mol gaseous  $\text{SO}_2$  and 2.00 mol gaseous  $\text{NO}_2$  and heated. After equilibrium was reached, it was found that 1.30 mol gaseous  $\text{NO}$  was present. Assume that the reaction



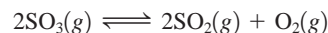
occurs under these conditions. Calculate the value of the equilibrium constant,  $K$ , for this reaction.

46. A sample of  $\text{S}_8(g)$  is placed in an otherwise empty rigid container at 1325 K at an initial pressure of 1.00 atm, where it decomposes to  $\text{S}_2(g)$  by the reaction



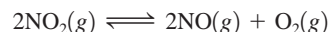
At equilibrium, the partial pressure of  $\text{S}_8$  is 0.25 atm. Calculate  $K_p$  for this reaction at 1325 K.

47. At a particular temperature, 12.0 mol  $\text{SO}_3$  is placed into a 3.0-L rigid container, and the  $\text{SO}_3$  dissociates by the reaction



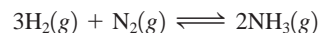
At equilibrium, 3.0 mol  $\text{SO}_2$  is present. Calculate  $K$  for this reaction.

48. At a particular temperature, 8.0 mol  $\text{NO}_2$  is placed into a 1.0-L container and the  $\text{NO}_2$  dissociates by the reaction



At equilibrium the concentration of  $\text{NO}(g)$  is 2.0 M. Calculate  $K$  for this reaction.

49. An initial mixture of nitrogen gas and hydrogen gas is reacted in a rigid container at a certain temperature by the reaction



At equilibrium, the concentrations are  $[\text{H}_2] = 5.0$  M,  $[\text{N}_2] = 8.0$  M, and  $[\text{NH}_3] = 4.0$  M. What were the concentrations of nitrogen gas and hydrogen gas that were reacted initially?

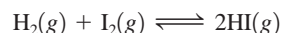
50. Nitrogen gas ( $\text{N}_2$ ) reacts with hydrogen gas ( $\text{H}_2$ ) to form ammonia ( $\text{NH}_3$ ). At  $200^\circ\text{C}$  in a closed container, 1.00 atm of nitrogen gas is mixed with 2.00 atm of hydrogen gas. At equilibrium, the total pressure is 2.00 atm. Calculate the partial pressure of hydrogen gas at equilibrium, and calculate the  $K_p$  value for this reaction.

51. At a particular temperature,  $K = 3.75$  for the reaction



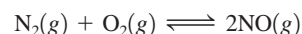
If all four gases had initial concentrations of 0.800 M, calculate the equilibrium concentrations of the gases.

52. At a particular temperature,  $K = 1.00 \times 10^2$  for the reaction



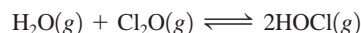
In an experiment, 1.00 mol  $\text{H}_2$ , 1.00 mol  $\text{I}_2$ , and 1.00 mol  $\text{HI}$  are introduced into a 1.00-L container. Calculate the concentrations of all species when equilibrium is reached.

53. At  $2200^\circ\text{C}$ ,  $K_p = 0.050$  for the reaction



What is the partial pressure of  $\text{NO}$  in equilibrium with  $\text{N}_2$  and  $\text{O}_2$  that were placed in a flask at initial pressures of 0.80 and 0.20 atm, respectively?

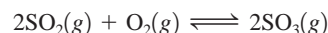
54. At  $25^\circ\text{C}$ ,  $K = 0.090$  for the reaction



Calculate the concentrations of all species at equilibrium for each of the following cases.

- 1.0 g  $\text{H}_2\text{O}$  and 2.0 g  $\text{Cl}_2\text{O}$  are mixed in a 1.0-L flask.
- 1.0 mol pure  $\text{HOCl}$  is placed in a 2.0-L flask.

55. At 1100 K,  $K_p = 0.25$  for the reaction



Calculate the equilibrium partial pressures of  $\text{SO}_2$ ,  $\text{O}_2$ , and  $\text{SO}_3$  produced from an initial mixture in which  $P_{\text{SO}_2} = P_{\text{O}_2} = 0.50$  atm and  $P_{\text{SO}_3} = 0$ . (*Hint*: If you don't have a graphing calculator, then

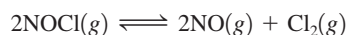
use the method of successive approximations to solve, as discussed in Appendix 1.4.)

56. At a particular temperature,  $K_p = 0.25$  for the reaction



- A flask containing only  $\text{N}_2\text{O}_4$  at an initial pressure of 4.5 atm is allowed to reach equilibrium. Calculate the equilibrium partial pressures of the gases.
- A flask containing only  $\text{NO}_2$  at an initial pressure of 9.0 atm is allowed to reach equilibrium. Calculate the equilibrium partial pressures of the gases.
- From your answers to parts a and b, does it matter from which direction an equilibrium position is reached?

57. At 35°C,  $K = 1.6 \times 10^{-5}$  for the reaction



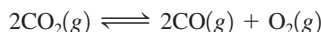
Calculate the concentrations of all species at equilibrium for each of the following original mixtures.

- 2.0 mol pure NOCl in a 2.0-L flask
  - 1.0 mol NOCl and 1.0 mol NO in a 1.0-L flask
  - 2.0 mol NOCl and 1.0 mol  $\text{Cl}_2$  in a 1.0-L flask
58. At a particular temperature,  $K = 4.0 \times 10^{-7}$  for the reaction



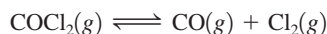
In an experiment, 1.0 mol  $\text{N}_2\text{O}_4$  is placed in a 10.0-L vessel. Calculate the concentrations of  $\text{N}_2\text{O}_4$  and  $\text{NO}_2$  when this reaction reaches equilibrium.

59. At a particular temperature,  $K = 2.0 \times 10^{-6}$  for the reaction




If 2.0 mol  $\text{CO}_2$  is initially placed into a 5.0-L vessel, calculate the equilibrium concentrations of all species.

60. Lexan is a plastic used to make compact discs, eyeglass lenses, and bullet-proof glass. One of the compounds used to make Lexan is phosgene ( $\text{COCl}_2$ ), an extremely poisonous gas. Phosgene decomposes by the reaction



for which  $K_p = 6.8 \times 10^{-9}$  at 100°C. If pure phosgene at an initial pressure of 1.0 atm decomposes, calculate the equilibrium pressures of all species.

61. At 25°C,  $K_p = 2.9 \times 10^{-3}$  for the reaction



In an experiment carried out at 25°C, a certain amount of  $\text{NH}_4\text{OCNH}_2$  is placed in an evacuated rigid container and allowed to come to equilibrium. Calculate the total pressure in the container at equilibrium.

62. A sample of solid ammonium chloride was placed in an evacuated container and then heated so that it decomposed to ammonia gas and hydrogen chloride gas. After heating, the total pressure in the container was found to be 4.4 atm. Calculate  $K_p$  at this temperature for the decomposition reaction



## Le Châtelier's Principle

63. Suppose the reaction system



has already reached equilibrium. Predict the effect that each of the following changes will have on the equilibrium position. Tell whether the equilibrium will shift to the right, will shift to the left, or will not be affected.

- Additional  $\text{UO}_2(s)$  is added to the system.
  - The reaction is performed in a glass reaction vessel; HF(g) attacks and reacts with glass.
  - Water vapor is removed.
64. Predict the shift in the equilibrium position that will occur for each of the following reactions when the volume of the reaction container is increased.
- $\text{N}_2(g) + 3\text{H}_2(g) \rightleftharpoons 2\text{NH}_3(g)$
  - $\text{PCl}_5(g) \rightleftharpoons \text{PCl}_3(g) + \text{Cl}_2(g)$
  - $\text{H}_2(g) + \text{F}_2(g) \rightleftharpoons 2\text{HF}(g)$
  - $\text{COCl}_2(g) \rightleftharpoons \text{CO}(g) + \text{Cl}_2(g)$
  - $\text{CaCO}_3(s) \rightleftharpoons \text{CaO}(s) + \text{CO}_2(g)$

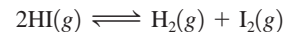
65. An important reaction in the commercial production of hydrogen is



How will this system at equilibrium shift in each of the five following cases?

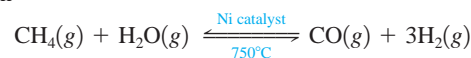
- Gaseous carbon dioxide is removed.
  - Water vapor is added.
  - In a rigid reaction container, the pressure is increased by adding helium gas.
  - The temperature is increased (the reaction is exothermic).
  - The pressure is increased by decreasing the volume of the reaction container.
66. What will happen to the number of moles of  $\text{SO}_3$  in equilibrium with  $\text{SO}_2$  and  $\text{O}_2$  in the reaction
- $$2\text{SO}_3(g) \rightleftharpoons 2\text{SO}_2(g) + \text{O}_2(g)$$
- in each of the following cases?
- Oxygen gas is added.
  - The pressure is increased by decreasing the volume of the reaction container.
  - In a rigid reaction container, the pressure is increased by adding argon gas.
  - The temperature is decreased (the reaction is endothermic).
  - Gaseous sulfur dioxide is removed.

67. In which direction will the position of the equilibrium



be shifted for each of the following changes?

- $\text{H}_2(g)$  is added.
  - $\text{I}_2(g)$  is removed.
  - HI(g) is removed.
  - In a rigid reaction container, some Ar(g) is added.
  - The volume of the container is doubled.
  - The temperature is decreased (the reaction is exothermic).
68. Hydrogen for use in ammonia production is produced by the reaction



What will happen to a reaction mixture at equilibrium if

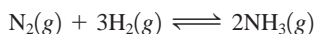
- $\text{H}_2\text{O}(g)$  is removed?
- the temperature is increased (the reaction is endothermic)?
- an inert gas is added to a rigid reaction container?
- $\text{CO}(g)$  is removed?
- the volume of the container is tripled?

69. Old-fashioned “smelling salts” consist of ammonium carbonate,  $(\text{NH}_4)_2\text{CO}_3$ . The reaction for the decomposition of ammonium carbonate



is endothermic. Would the smell of ammonia increase or decrease as the temperature is increased?

70. Ammonia is produced by the Haber process, in which nitrogen and hydrogen are reacted directly using an iron mesh impregnated with oxides as a catalyst. For the reaction



equilibrium constants ( $K_p$  values) as a function of temperature are

$$300^\circ\text{C}, \quad 4.34 \times 10^{-3}$$

$$500^\circ\text{C}, \quad 1.45 \times 10^{-5}$$

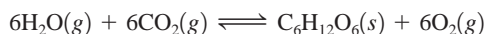
$$600^\circ\text{C}, \quad 2.25 \times 10^{-6}$$

Is the reaction exothermic or endothermic?

## ▶ Connecting to Biochemistry

71. Write the equilibrium expression ( $K$ ) for each of the following biologically important reactions.

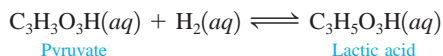
- a. formation of glucose:



- b. fermentation of glucose to give ethanol:



- c. lactic acid formation:



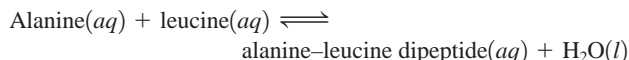
72. The formation of glucose from water and carbon dioxide is one of the more important chemical reactions in the world. Plants perform this reaction through the process of photosynthesis, creating the base of the food chain:



At a particular temperature, the following equilibrium concentrations were found:  $[\text{H}_2\text{O}(g)] = 7.91 \times 10^{-2} M$ ,  $[\text{CO}_2(g)] = 9.3 \times 10^{-1} M$ , and  $[\text{O}_2(g)] = 2.4 \times 10^{-3} M$ . Calculate the value of  $K$  for the reaction at this temperature.

73. Many sugars undergo a process called *mutarotation*, in which the sugar molecules interconvert between two isomeric forms, finally reaching an equilibrium between them. This is true for the simple sugar glucose,  $\text{C}_6\text{H}_{12}\text{O}_6$ , which exists in solution in isomeric forms called alpha-glucose and beta-glucose. If a solution of glucose at a certain temperature is analyzed, and it is found that the concentration of alpha-glucose is twice the concentration of beta-glucose, what is the value of  $K$  for the interconversion reaction?

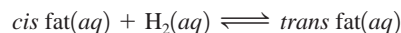
74. The formation of peptide bonds is an important area of chemistry. The following reaction has an equilibrium constant ( $K$ ) of  $3.2 \times 10^2$  at some temperature:



Which direction will this reaction need to shift to reach equilibrium under the following conditions?

- [alanine] = 0.60 M, [leucine] = 0.40 M, [dipeptide] = 0.20 M
- [alanine] =  $3.5 \times 10^{-4} M$ , [leucine] = 3.6 M, [dipeptide] = 0.40 M
- [alanine] =  $6.0 \times 10^{-3} M$ , [leucine] =  $9.0 \times 10^{-3} M$ , [dipeptide] = 0.30 M

75. *Trans* fats, or partially hydrogenated cooking oils, result from efforts of food manufacturers to increase the shelf life of many different forms of cooking oils. The free-flowing oils are treated with hydrogen, a catalyst, and high heat to change the structure of the oil, raising the melting point. The now solid oil is much more stable toward spoilage. A serious drawback to this process has been the realization that the *trans* form of the fat poses serious health risks when compared with the naturally occurring *cis* forms of the oils. The part of the hydrogenation process that results in the formation of *trans* fats can be summarized as follows:



A typical value of  $K$  for this type of reaction is about 5.0. If we start with 0.10 mol/L each of *cis* fat and  $\text{H}_2$ , calculate the equilibrium concentrations.

76. Peptide decomposition is one of the key processes of digestion, where a peptide bond is broken into an acid group and an amine group. We can describe this reaction as follows:



If we place 1.0 mol peptide into 1.0 L water, what will be the equilibrium concentrations of all species in this reaction? Assume the  $K$  value for this reaction is  $3.1 \times 10^{-5}$ .

77. The creation of shells by mollusk species is a fascinating process. By utilizing the  $\text{Ca}^{2+}$  in their food and aqueous environment, as well as some complex equilibrium processes, a hard calcium carbonate shell can be produced. One important equilibrium reaction in this complex process is



If 0.16 mol of  $\text{HCO}_3^-$  is placed into 1.00 L of solution, what will be the equilibrium concentration of  $\text{CO}_3^{2-}$ ?

78. Methanol, a common laboratory solvent, poses a threat of blindness or death if consumed in sufficient amounts. Once in the body, the substance is oxidized to produce formaldehyde (embalming fluid) and eventually formic acid. Both of these substances are also toxic in varying levels. The equilibrium between methanol and formaldehyde can be described as follows:



Assuming the value of  $K$  for this reaction is  $3.7 \times 10^{-10}$ , what are the equilibrium concentrations of each species if you start with a 1.24 M solution of methanol? What will happen to the concentration of methanol as the formaldehyde is further converted to formic acid?

79. As we have attempted to lessen our dependence on fossil fuels, the demand for biofuels, such as ethanol, which is produced by the fermentation of the sugars found in corn, has increased. Using Le Châtelier's principle, predict which way the equilibrium will shift during the fermentation of sugar for each of the following changes.



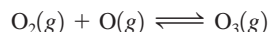
- when the concentration of  $\text{C}_6\text{H}_{12}\text{O}_6$  is increased
  - when the concentration of  $\text{C}_2\text{H}_5\text{OH}$  is decreased
  - when  $\text{CO}_2$  gas is added to the solution
  - when the volume of water in the solution is doubled
80. The hydrocarbon naphthalene was frequently used in mothballs until recently, when it was discovered that human inhalation of naphthalene vapors can lead to hemolytic anemia. Naphthalene is 93.71% carbon by mass, and a 0.256-mol sample of naphthalene has a mass of 32.8 g. What is the molecular formula of naphthalene? This compound works as a pesticide in mothballs by sublimation of the solid so that it fumigates enclosed spaces with its vapors according to the equation



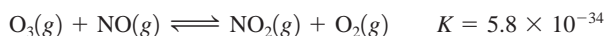
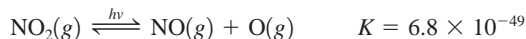
If 3.00 g solid naphthalene is placed into an enclosed space with a volume of 5.00 L at  $25^\circ\text{C}$ , what percentage of the naphthalene will have sublimed once equilibrium has been established?

## ► Additional Exercises

81. Calculate a value for the equilibrium constant for the reaction

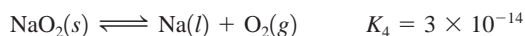
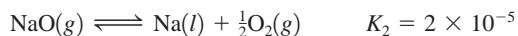
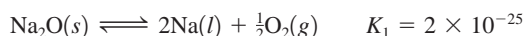


given



(Hint: When reactions are added together, the equilibrium expressions are multiplied.)

82. Given the following equilibrium constants at  $427^\circ\text{C}$ ,



determine the values for the equilibrium constants for the following reactions.

- $\text{Na}_2\text{O}(s) + \frac{1}{2}\text{O}_2(g) \rightleftharpoons \text{Na}_2\text{O}_2(s)$
- $\text{NaO}(g) + \text{Na}_2\text{O}(s) \rightleftharpoons \text{Na}_2\text{O}_2(s) + \text{Na}(l)$
- $2\text{NaO}(g) \rightleftharpoons \text{Na}_2\text{O}_2(s)$

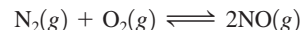
(Hint: When reaction equations are added, the equilibrium expressions are multiplied.)

83. Consider the decomposition of the compound  $\text{C}_5\text{H}_6\text{O}_3$  as follows:

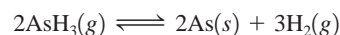


When a 5.63-g sample of pure  $\text{C}_5\text{H}_6\text{O}_3(g)$  was sealed into an otherwise empty 2.50-L flask and heated to  $200.^\circ\text{C}$ , the pressure in the flask gradually rose to 1.63 atm and remained at that value. Calculate  $K$  for this reaction.

84. At  $25^\circ\text{C}$ ,  $K_p \approx 1 \times 10^{-31}$  for the reaction

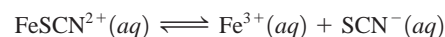


- Calculate the concentration of NO, in molecules/ $\text{cm}^3$ , that can exist in equilibrium in air at  $25^\circ\text{C}$ . In air,  $P_{\text{N}_2} = 0.8$  atm and  $P_{\text{O}_2} = 0.2$  atm.
  - Typical concentrations of NO in relatively pristine environments range from  $10^8$  to  $10^{10}$  molecules/ $\text{cm}^3$ . Why is there a discrepancy between these values and your answer to part a?
85. The gas arsine,  $\text{AsH}_3$ , decomposes as follows:



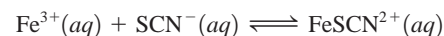
In an experiment at a certain temperature, pure  $\text{AsH}_3(g)$  was placed in an empty, rigid, sealed flask at a pressure of 392.0 torr. After 48 hours the pressure in the flask was observed to be constant at 488.0 torr.

- Calculate the equilibrium pressure of  $\text{H}_2(g)$ .
  - Calculate  $K_p$  for this reaction.
86. At a certain temperature,  $K = 9.1 \times 10^{-4}$  for the reaction



Calculate the concentrations of  $\text{Fe}^{3+}$ ,  $\text{SCN}^{-}$ , and  $\text{FeSCN}^{2+}$  in a solution that is initially 2.0 M  $\text{FeSCN}^{2+}$ .

87. At a certain temperature,  $K = 1.1 \times 10^3$  for the reaction



Calculate the concentrations of  $\text{Fe}^{3+}$ ,  $\text{SCN}^{-}$ , and  $\text{FeSCN}^{2+}$  at equilibrium if 0.020 mol  $\text{Fe}(\text{NO}_3)_3$  is added to 1.0 L of 0.10 M KSCN. (Neglect any volume change.)

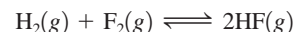
88. For the reaction



at 600. K, the equilibrium constant,  $K_p$ , is 11.5. Suppose that 2.450 g  $\text{PCl}_5$  is placed in an evacuated 500.-mL bulb, which is then heated to 600. K.

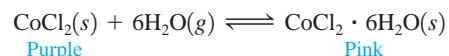
- What would be the pressure of  $\text{PCl}_5$  if it did not dissociate?
  - What is the partial pressure of  $\text{PCl}_5$  at equilibrium?
  - What is the total pressure in the bulb at equilibrium?
  - What is the degree of dissociation of  $\text{PCl}_5$  at equilibrium?
89. At  $25^\circ\text{C}$ , gaseous  $\text{SO}_2\text{Cl}_2$  decomposes to  $\text{SO}_2(g)$  and  $\text{Cl}_2(g)$  to the extent that 12.5% of the original  $\text{SO}_2\text{Cl}_2$  (by moles) has decomposed to reach equilibrium. The total pressure (at equilibrium) is 0.900 atm. Calculate the value of  $K_p$  for this system.

90. For the following reaction at a certain temperature



it is found that the equilibrium concentrations in a 5.00-L rigid container are  $[\text{H}_2] = 0.0500$  M,  $[\text{F}_2] = 0.0100$  M, and  $[\text{HF}] = 0.400$  M. If 0.200 mol  $\text{F}_2$  is added to this equilibrium mixture, calculate the concentrations of all gases once equilibrium is reestablished.

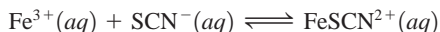
91. Novelty devices for predicting rain contain cobalt(II) chloride and are based on the following equilibrium:



What color will such an indicator be if rain is imminent?

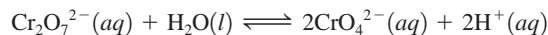


92. Consider the reaction




How will the equilibrium position shift if

- water is added, doubling the volume?
  - $\text{AgNO}_3(aq)$  is added? ( $\text{AgSCN}$  is insoluble.)
  - $\text{NaOH}(aq)$  is added? [ $\text{Fe}(\text{OH})_3$  is insoluble.]
  - $\text{Fe}(\text{NO}_3)_3(aq)$  is added?
93. Chromium(VI) forms two different oxyanions, the orange dichromate ion,  $\text{Cr}_2\text{O}_7^{2-}$ , and the yellow chromate ion,  $\text{CrO}_4^{2-}$ . (See the following photos.) The equilibrium reaction between the two ions is



Explain why orange dichromate solutions turn yellow when sodium hydroxide is added.



94. The synthesis of ammonia gas from nitrogen gas and hydrogen gas represents a classic case in which a knowledge of kinetics and equilibrium was used to make a desired chemical reaction economically feasible. Explain how each of the following conditions helps to maximize the yield of ammonia.
- running the reaction at an elevated temperature
  - removing the ammonia from the reaction mixture as it forms
  - using a catalyst
  - running the reaction at high pressure
95. Suppose  $K = 4.5 \times 10^{-3}$  at a certain temperature for the reaction



If it is found that the concentration of  $\text{PCl}_5$  is twice the concentration of  $\text{PCl}_3$ , what must be the concentration of  $\text{Cl}_2$  under these conditions?

96. For the reaction below,  $K_p = 1.16$  at  $800.^\circ\text{C}$ .



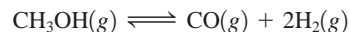
If a 20.0-g sample of  $\text{CaCO}_3$  is put into a 10.0-L container and heated to  $800.^\circ\text{C}$ , what percentage by mass of the  $\text{CaCO}_3$  will react to reach equilibrium?

## ► Challenge Problems

97. A 1.604-g sample of methane ( $\text{CH}_4$ ) gas and 6.400 g oxygen gas are sealed into a 2.50-L vessel at  $411^\circ\text{C}$  and are allowed to reach equilibrium. Methane can react with oxygen to form gaseous carbon dioxide and water vapor, or methane can react with oxygen

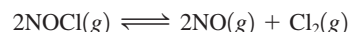
to form gaseous carbon monoxide and water vapor. At equilibrium, the pressure of oxygen is 0.326 atm, and the pressure of water vapor is 4.45 atm. Calculate the pressures of carbon monoxide and carbon dioxide present at equilibrium.

98. A 4.72-g sample of methanol ( $\text{CH}_3\text{OH}$ ) was placed in an otherwise empty 1.00-L flask and heated to  $250.^\circ\text{C}$  to vaporize the methanol. Over time, the methanol vapor decomposed by the following reaction:



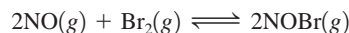
After the system has reached equilibrium, a tiny hole is drilled in the side of the flask allowing gaseous compounds to effuse out of the flask. Measurements of the effusing gas show that it contains 33.0 times as much  $\text{H}_2(g)$  as  $\text{CH}_3\text{OH}(g)$ . Calculate  $K$  for this reaction at  $250.^\circ\text{C}$ .

99. At  $35^\circ\text{C}$ ,  $K = 1.6 \times 10^{-5}$  for the reaction

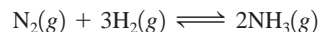


If 2.0 mol  $\text{NO}$  and 1.0 mol  $\text{Cl}_2$  are placed into a 1.0-L flask, calculate the equilibrium concentrations of all species.

100. Nitric oxide and bromine at initial partial pressures of 98.4 and 41.3 torr, respectively, were allowed to react at 300. K. At equilibrium the total pressure was 110.5 torr. The reaction is



- Calculate the value of  $K_p$ .
  - What would be the partial pressures of all species if  $\text{NO}$  and  $\text{Br}_2$ , both at an initial partial pressure of 0.30 atm, were allowed to come to equilibrium at this temperature?
101. At  $25^\circ\text{C}$ ,  $K_p = 5.3 \times 10^5$  for the reaction



When a certain partial pressure of  $\text{NH}_3(g)$  is put into an otherwise empty rigid vessel at  $25^\circ\text{C}$ , equilibrium is reached when 50.0% of the original ammonia has decomposed. What was the original partial pressure of ammonia before any decomposition occurred?

102. Consider the reaction



where  $K_p = 1.00 \times 10^{-1}$  at 1325 K. In an experiment where  $\text{P}_4(g)$  is placed into a container at 1325 K, the equilibrium mixture of  $\text{P}_4(g)$  and  $\text{P}_2(g)$  has a total pressure of 1.00 atm. Calculate the equilibrium pressures of  $\text{P}_4(g)$  and  $\text{P}_2(g)$ . Calculate the fraction (by moles) of  $\text{P}_4(g)$  that has dissociated to reach equilibrium.

103. The partial pressures of an equilibrium mixture of  $\text{N}_2\text{O}_4(g)$  and  $\text{NO}_2(g)$  are  $P_{\text{N}_2\text{O}_4} = 0.34$  atm and  $P_{\text{NO}_2} = 1.20$  atm at a certain temperature. The volume of the container is doubled. Find the partial pressures of the two gases when a new equilibrium is established.

104. At  $125^\circ\text{C}$ ,  $K_p = 0.25$  for the reaction



A 1.00-L flask containing 10.0 g  $\text{NaHCO}_3$  is evacuated and heated to  $125^\circ\text{C}$ .

- Calculate the partial pressures of  $\text{CO}_2$  and  $\text{H}_2\text{O}$  after equilibrium is established.

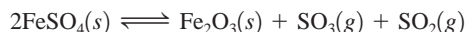
- b. Calculate the masses of  $\text{NaHCO}_3$  and  $\text{Na}_2\text{CO}_3$  present at equilibrium.  
 c. Calculate the minimum container volume necessary for all of the  $\text{NaHCO}_3$  to decompose.

105. An 8.00-g sample of  $\text{SO}_3$  was placed in an evacuated container, where it decomposed at  $600^\circ\text{C}$  according to the following reaction:



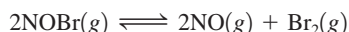
At equilibrium the total pressure and the density of the gaseous mixture were 1.80 atm and 1.60 g/L, respectively. Calculate  $K_p$  for this reaction.

106. A sample of iron(II) sulfate was heated in an evacuated container to 920 K, where the following reactions occurred:



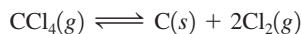
After equilibrium was reached, the total pressure was 0.836 atm and the partial pressure of oxygen was 0.0275 atm. Calculate  $K_p$  for each of these reactions.

107. At 5000 K and 1.000 atm, 83.00% of the oxygen molecules in a sample have dissociated to atomic oxygen. At what pressure will 95.0% of the molecules dissociate at this temperature?  
 108. A sample of  $\text{N}_2\text{O}_4(g)$  is placed in an empty cylinder at  $25^\circ\text{C}$ . After equilibrium is reached the total pressure is 1.5 atm and 16% (by moles) of the original  $\text{N}_2\text{O}_4(g)$  has dissociated to  $\text{NO}_2(g)$ .  
 a. Calculate the value of  $K_p$  for this dissociation reaction at  $25^\circ\text{C}$ .  
 b. If the volume of the cylinder is increased until the total pressure is 1.0 atm (the temperature of the system remains constant), calculate the equilibrium pressure of  $\text{N}_2\text{O}_4(g)$  and  $\text{NO}_2(g)$ .  
 c. What percentage (by moles) of the original  $\text{N}_2\text{O}_4(g)$  is dissociated at the new equilibrium position (total pressure = 1.00 atm)?  
 109. A sample of gaseous nitrosyl bromide ( $\text{NOBr}$ ) was placed in a container fitted with a frictionless, massless piston, where it decomposed at  $25^\circ\text{C}$  according to the following equation:



The initial density of the system was recorded as 4.495 g/L. After equilibrium was reached, the density was noted to be 4.086 g/L.

- a. Determine the value of the equilibrium constant  $K$  for the reaction.  
 b. If  $\text{Ar}(g)$  is added to the system at equilibrium at constant temperature, what will happen to the equilibrium position? What happens to the value of  $K$ ? Explain each answer.  
 110. The equilibrium constant  $K_p$  for the reaction

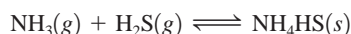


at  $700^\circ\text{C}$  is 0.76 atm. Determine the initial pressure of carbon tetrachloride that will produce a total equilibrium pressure of 1.20 atm at  $700^\circ\text{C}$ .

## ► Integrative Problems

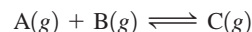
These problems require the integration of multiple concepts to find the solutions.

111. For the reaction

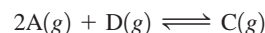


$K = 400.$  at  $35.0^\circ\text{C}$ . If 2.00 mol each of  $\text{NH}_3$ ,  $\text{H}_2\text{S}$ , and  $\text{NH}_4\text{HS}$  are placed in a 5.00-L vessel, what mass of  $\text{NH}_4\text{HS}$  will be present at equilibrium? What is the pressure of  $\text{H}_2\text{S}$  at equilibrium?

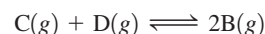
112. Given  $K = 3.50$  at  $45^\circ\text{C}$  for the reaction



and  $K = 7.10$  at  $45^\circ\text{C}$  for the reaction



what is the value of  $K$  at the same temperature for the reaction



What is the value of  $K_p$  at  $45^\circ\text{C}$  for the reaction? Starting with 1.50 atm partial pressures of both C and D, what is the mole fraction of B once equilibrium is reached?

113. The compound  $\text{VCl}_4$  undergoes dimerization in solution:

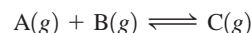


When 6.6834 g  $\text{VCl}_4$  is dissolved in 100.0 g carbon tetrachloride, the freezing point is lowered by  $5.97^\circ\text{C}$ . Calculate the value of the equilibrium constant for the dimerization of  $\text{VCl}_4$  at this temperature. (The density of the equilibrium mixture is 1.696  $\text{g}/\text{cm}^3$ , and  $K_f = 29.8^\circ\text{C kg}/\text{mol}$  for  $\text{CCl}_4$ .)

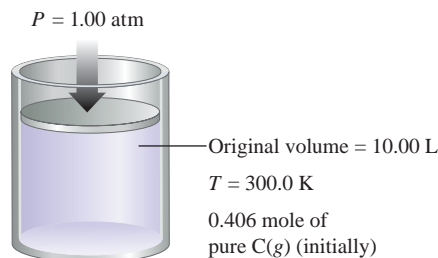
## ► Marathon Problem\*

This problem is designed to incorporate several concepts and techniques into one situation.

114. Consider the reaction




for which  $K = 1.30 \times 10^2$ . Assume that 0.406 mol  $\text{C}(g)$  is placed in the cylinder represented below. The temperature is 300.0 K, and the barometric pressure on the piston (which is assumed to be massless and frictionless) is constant at 1.00 atm. The original volume (before the 0.406 mol  $\text{C}(g)$  begins to decompose) is 10.00 L. What is the volume in the cylinder at equilibrium?



\*Used with permission from the *Journal of Chemical Education*, Vol. 68, No. 11, 1991, pp. 919–922; copyright © 1991, Division of Chemical Education, Inc.

# Acids and Bases

- 14.1** ▶ The Nature of Acids and Bases
- 14.2** ▶ Acid Strength
  - Water as an Acid and a Base
- 14.3** ▶ The pH Scale
- 14.4** ▶ Calculating the pH of Strong Acid Solutions
- 14.5** ▶ Calculating the pH of Weak Acid Solutions
  - The pH of a Mixture of Weak Acids
  - Percent Dissociation
- 14.6** ▶ Bases
- 14.7** ▶ Polyprotic Acids
  - Phosphoric Acid
  - Sulfuric Acid
- 14.8** ▶ Acid–Base Properties of Salts
  - Salts That Produce Neutral Solutions
  - Salts That Produce Basic Solutions
  - Base Strength in Aqueous Solutions
  - Salts That Produce Acidic Solutions
- 14.9** ▶ The Effect of Structure on Acid–Base Properties
- 14.10** ▶ Acid–Base Properties of Oxides
- 14.11** ▶ The Lewis Acid–Base Model
- 14.12** ▶ Strategy for Solving Acid–Base Problems: A Summary



**Mountain laurel thrives in acidic soil.**

**I**n this chapter we reencounter two very important classes of compounds, acids and bases. We will explore their interactions and apply the fundamentals of chemical equilibria discussed in Chapter 13 to systems involving proton-transfer reactions.

Acid–base chemistry is important in a wide variety of everyday applications. There are complex systems in our bodies that carefully control the acidity of our blood, since even small deviations may lead to serious illness and death. The same sensitivity exists in other life forms. If you have ever had tropical fish or goldfish, you know how important it is to monitor and control the acidity of the water in the aquarium.

Acids and bases are also important in industry. For example, the vast quantity of sulfuric acid manufactured in the United States each year is needed to produce fertilizers, polymers, steel, and many other materials.

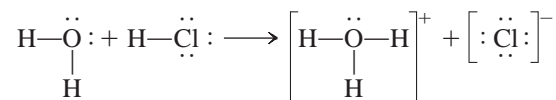
The influence of acids on living things has assumed special importance in the United States, Canada, and Europe in recent years as a result of the phenomenon of acid rain (see the Chemical Connections in Chapter 5). This problem is complex and has diplomatic and economic overtones that make it all the more difficult to solve.

## 14.1 ► The Nature of Acids and Bases

Acids were first recognized as a class of substances that taste sour. Vinegar tastes sour because it is a dilute solution of acetic acid; citric acid is responsible for the sour taste of a lemon. Bases, sometimes called *alkalis*, are characterized by their bitter taste and slippery feel. Commercial preparations for unclogging drains are highly basic.

The first person to recognize the essential nature of acids and bases was Svante Arrhenius. Based on his experiments with electrolytes, Arrhenius postulated that *acids produce hydrogen ions in aqueous solution, while bases produce hydroxide ions*. At the time, the **Arrhenius concept** of acids and bases was a major step forward in quantifying acid–base chemistry, but this concept is limited because it applies only to aqueous solutions and allows for only one kind of base—the hydroxide ion. A more general definition of acids and bases was suggested by the Danish chemist Johannes Brønsted (1879–1947) and the English chemist Thomas Lowry (1874–1936). In terms of the **Brønsted–Lowry model**, *an acid is a proton ( $H^+$ ) donor, and a base is a proton acceptor*. For example, when gaseous HCl dissolves in water, each HCl molecule donates a proton to a water molecule and so qualifies as a Brønsted–Lowry acid. The molecule that accepts the proton, in this case water, is a Brønsted–Lowry base.

To understand how water can act as a base, we need to remember that the oxygen of the water molecule has two unshared electron pairs, either of which can form a covalent bond with an  $H^+$  ion. When gaseous HCl dissolves, the following reaction occurs:



*Don't taste chemicals!*

Acids and bases were first discussed in Section 4.2.



Acidic fruits.



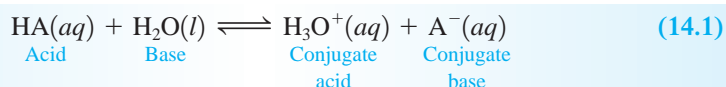
Liquids that contain acids and bases.



Household products that contain acids and bases.

Note that the proton is transferred from the HCl molecule to the water molecule to form  $\text{H}_3\text{O}^+$ , which is called the **hydronium ion**. This reaction is represented in Fig. 14.1 using molecular models.

The general reaction that occurs when an acid is dissolved in water can best be represented as

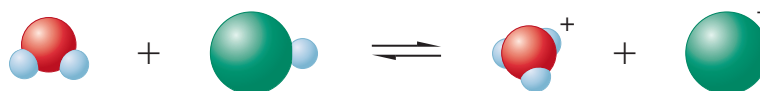


Recall that (aq) means the substance is hydrated.

This representation emphasizes the significant role of the polar water molecule in pulling the proton from the acid. Note that the **conjugate base** is everything that remains of the acid molecule after a proton is lost. The **conjugate acid** is formed when the proton is transferred to the base. A **conjugate acid–base pair** consists of two substances related to each other by the donating and accepting of a single proton. In Equation (14.1) there are two conjugate acid–base pairs: HA and  $\text{A}^-$  and  $\text{H}_2\text{O}$  and  $\text{H}_3\text{O}^+$ . This reaction is represented by molecular models in Fig. 14.2.

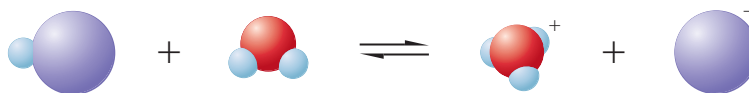
It is important to note that Equation (14.1) really represents a *competition for the proton between the two bases  $\text{H}_2\text{O}$  and  $\text{A}^-$* . If  $\text{H}_2\text{O}$  is a much stronger base than  $\text{A}^-$ , that is,

**Figure 14.1**  
The reaction of HCl and  $\text{H}_2\text{O}$ .



**Figure 14.2**

The reaction of an acid HA with water to form  $\text{H}_3\text{O}^+$  and a conjugate base  $\text{A}^-$ .



if  $\text{H}_2\text{O}$  has a much greater affinity for  $\text{H}^+$  than does  $\text{A}^-$ , the equilibrium position will be far to the right; most of the acid dissolved will be in the ionized form. Conversely, if  $\text{A}^-$  is a much stronger base than  $\text{H}_2\text{O}$ , the equilibrium position will lie far to the left. In this case most of the acid dissolved will be present at equilibrium as HA.

The equilibrium expression for the reaction given in Equation (14.1) is

$$K_a = \frac{[\text{H}_3\text{O}^+][\text{A}^-]}{[\text{HA}]} = \frac{[\text{H}^+][\text{A}^-]}{[\text{HA}]} \quad (14.2)$$

where  $K_a$  is called the **acid dissociation constant**. Both  $\text{H}_3\text{O}^+(aq)$  and  $\text{H}^+(aq)$  are commonly used to represent the hydrated proton. In this book we will often use simply  $\text{H}^+$ , but you should remember that it is hydrated in aqueous solutions.

In Chapter 13 we saw that the concentration of a pure solid or a pure liquid is always omitted from the equilibrium expression. In a dilute solution we can assume that the concentration of liquid water remains essentially constant when an acid is dissolved. Thus the term  $[\text{H}_2\text{O}]$  is not included in Equation (14.2), and the equilibrium expression for  $K_a$  has the same form as that for the simple dissociation into ions:



You should not forget, however, that water plays an important role in causing the acid to ionize.

Note that  $K_a$  is the equilibrium constant for the reaction in which a proton is removed from HA to form the conjugate base  $\text{A}^-$ . We use  $K_a$  to represent *only* this type of reaction. Knowing this, you can write the  $K_a$  expression for any acid, even one that is totally unfamiliar to you. As you do Example 14.1, focus on the definition of the reaction corresponding to  $K_a$ .

In this chapter we will always represent an acid as simply dissociating. This does not mean we are using the Arrhenius model for acids. Since water does not affect the equilibrium position, it is simply easier to leave it out of the acid dissociation reaction.

**EXAMPLE 14.1****Acid Dissociation (Ionization) Reactions**

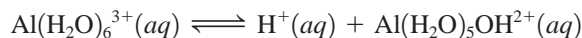
Write the simple dissociation (ionization) reaction (omitting water) for each of the following acids.

- hydrochloric acid (HCl)
- acetic acid ( $\text{HC}_2\text{H}_3\text{O}_2$ )
- the ammonium ion ( $\text{NH}_4^+$ )
- the anilinium ion ( $\text{C}_6\text{H}_5\text{NH}_3^+$ )
- the hydrated aluminum(III) ion  $[\text{Al}(\text{H}_2\text{O})_6]^{3+}$

**Solution**

- $\text{HCl}(aq) \rightleftharpoons \text{H}^+(aq) + \text{Cl}^-(aq)$
- $\text{HC}_2\text{H}_3\text{O}_2(aq) \rightleftharpoons \text{H}^+(aq) + \text{C}_2\text{H}_3\text{O}_2^-(aq)$
- $\text{NH}_4^+(aq) \rightleftharpoons \text{H}^+(aq) + \text{NH}_3(aq)$
- $\text{C}_6\text{H}_5\text{NH}_3^+(aq) \rightleftharpoons \text{H}^+(aq) + \text{C}_6\text{H}_5\text{NH}_2(aq)$

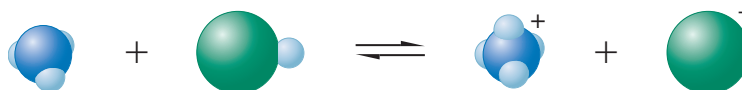
e. Although this formula looks complicated, writing the reaction is simple if you concentrate on the meaning of  $K_a$ . Removing a proton, which can come only from one of the water molecules, leaves one  $\text{OH}^-$  and five  $\text{H}_2\text{O}$  molecules attached to the  $\text{Al}^{3+}$  ion. So the reaction is



**SEE EXERCISES 14.33 AND 14.34**

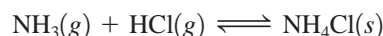
**Figure 14.3**

The reaction of  $\text{NH}_3$  with  $\text{HCl}$  to form  $\text{NH}_4^+$  and  $\text{Cl}^-$ .

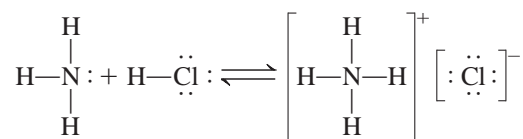


When  $\text{HCl}(g)$  and  $\text{NH}_3(g)$  meet in a tube, a white ring of  $\text{NH}_4\text{Cl}(s)$  forms.

The Brønsted–Lowry model is not limited to aqueous solutions; it can be extended to reactions in the gas phase. For example, we discussed the reaction between gaseous hydrogen chloride and ammonia when we studied diffusion (Section 5.7):



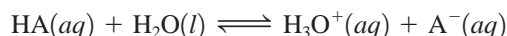
In this reaction, a proton is donated by the hydrogen chloride to the ammonia, as shown by these Lewis structures:



Note that this is not considered an acid–base reaction according to the Arrhenius concept. Figure 14.3 shows a molecular representation of this reaction.

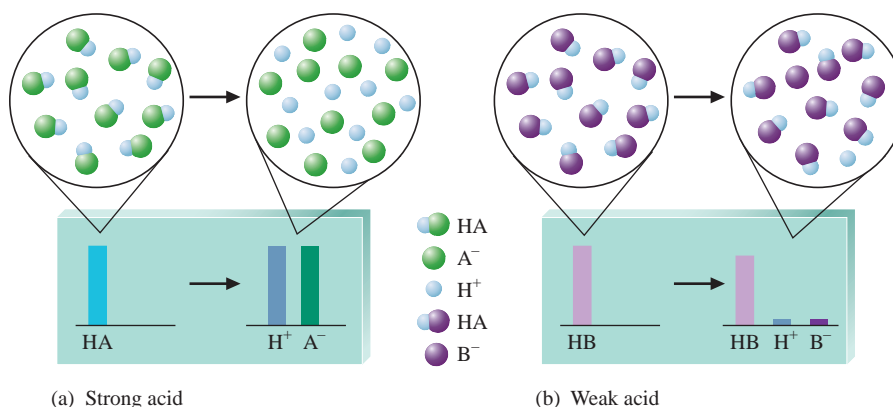
## 14.2 ► Acid Strength

The strength of an acid is defined by the equilibrium position of its dissociation (ionization) reaction:



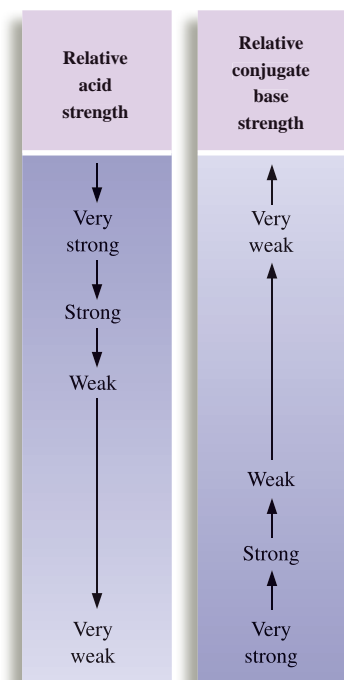
A **strong acid** is one for which *this equilibrium lies far to the right*. This means that almost all the original HA is dissociated (ionized) at equilibrium [see Fig. 14.4(a)]. There is an important connection between the strength of an acid and that of its conjugate base.

A strong acid has a weak conjugate base.

**Figure 14.4**

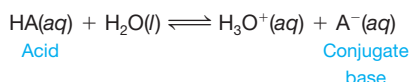
(a) A strong acid HA is completely ionized in water. This is represented in terms of both molecules and a bar graph. (b) A weak acid HB consists of mostly undissociated HB molecules in water.

≪ means much less than.  
 ≫ means much greater than.




**Figure 14.5**

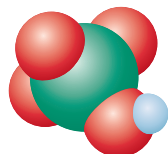
The relationship of acid strength and conjugate base strength for the reaction



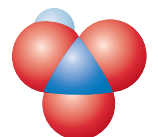
Perchloric acid can explode if handled improperly.



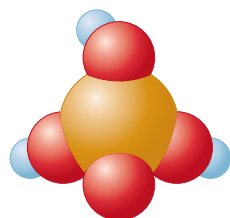
Sulfuric acid  
(H<sub>2</sub>SO<sub>4</sub>)



Perchloric acid  
(HClO<sub>4</sub>)



Nitric acid  
(HNO<sub>3</sub>)



Phosphoric acid  
(H<sub>3</sub>PO<sub>4</sub>)

**Table 14.1** ▶ Various Ways to Describe Acid Strength

Property	Strong Acid	Weak Acid
$K_a$ value	$K_a$ is large	$K_a$ is small
Position of the dissociation (ionization) equilibrium	Far to the right	Far to the left
Equilibrium concentration of $[\text{H}^+]$ compared with original concentration of HA	$[\text{H}^+] \approx [\text{HA}]_0$	$[\text{H}^+] \ll [\text{HA}]_0$
Strength of conjugate base compared with that of water	$\text{A}^-$ much weaker base than $\text{H}_2\text{O}$	$\text{A}^-$ much stronger base than $\text{H}_2\text{O}$

A **strong acid** yields a **weak conjugate base**—one that has a low affinity for a proton. A strong acid also can be described as an acid whose conjugate base is a much weaker base than water (see Fig. 14.5). In this case the water molecules win the competition for the  $\text{H}^+$  ions.

Conversely, a **weak acid** is one for which *the equilibrium lies far to the left*. Most of the acid originally placed in the solution is still present as HA at equilibrium. That is, a weak acid dissociates only to a very small extent in aqueous solution [see Fig. 14.4(b)]. In contrast to a strong acid, a weak acid has a conjugate base that is a much stronger base than water. In this case a water molecule is not very successful in pulling an  $\text{H}^+$  ion from the conjugate base. The weaker the acid, the stronger its conjugate base. The various ways of describing the strength of an acid are summarized in Table 14.1.

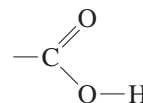
The common strong acids are sulfuric acid [ $\text{H}_2\text{SO}_4(aq)$ ], hydrochloric acid [ $\text{HCl}(aq)$ ], nitric acid [ $\text{HNO}_3(aq)$ ], and perchloric acid [ $\text{HClO}_4(aq)$ ]. Sulfuric acid is actually a **diprotic acid**, an acid having two acidic protons. The acid  $\text{H}_2\text{SO}_4$  is a strong acid, virtually 100% dissociated (ionized) in water:



The  $\text{HSO}_4^-$  ion, however, is a weak acid:



Most acids are **oxyacids**, in which the acidic proton is attached to an oxygen atom. The strong acids mentioned above, except hydrochloric acid, are typical examples. Many common weak acids, such as phosphoric acid ( $\text{H}_3\text{PO}_4$ ), nitrous acid ( $\text{HNO}_2$ ), and hypochlorous acid ( $\text{HOCl}$ ), are also oxyacids. **Organic acids**, those with a carbon atom backbone, commonly contain the **carboxyl group**:

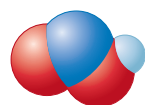
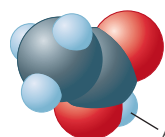
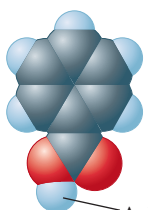


Acids of this type are usually weak. Examples are acetic acid ( $\text{CH}_3\text{COOH}$ ), often written  $\text{HC}_2\text{H}_3\text{O}_2$ , and benzoic acid ( $\text{C}_6\text{H}_5\text{COOH}$ ). Note that the remainder of the hydrogens in these molecules are not acidic—they do not form  $\text{H}^+$  in water.

There are some important acids in which the acidic proton is attached to an atom other than oxygen. The most significant of these are the hydrohalic acids  $\text{HX}$ , where X represents a halogen atom.

Table 14.2 contains a list of common **monoprotic acids** (those having *one* acidic proton) and their  $K_a$  values. Note that the strong acids are not listed. When a strong acid



Nitrous acid  
(HNO<sub>2</sub>)Hypochlorous acid  
(HOCl)Acetic acid  
(CH<sub>3</sub>CO<sub>2</sub>H)Benzoic acid  
(C<sub>6</sub>H<sub>5</sub>CO<sub>2</sub>H)Table 14.2 ▶ Values of  $K_a$  for Some Common Monoprotic Acids

Formula	Name	Value of $K_a^*$
HSO <sub>4</sub> <sup>-</sup>	Hydrogen sulfate ion	$1.2 \times 10^{-2}$
HClO <sub>2</sub>	Chlorous acid	$1.2 \times 10^{-2}$
HC <sub>2</sub> H <sub>2</sub> ClO <sub>2</sub>	Monochloroacetic acid	$1.35 \times 10^{-3}$
HF	Hydrofluoric acid	$7.2 \times 10^{-4}$
HNO <sub>2</sub>	Nitrous acid	$4.0 \times 10^{-4}$
HC <sub>2</sub> H <sub>3</sub> O <sub>2</sub>	Acetic acid	$1.8 \times 10^{-5}$
[Al(H <sub>2</sub> O) <sub>6</sub> ] <sup>3+</sup>	Hydrated aluminum(III) ion	$1.4 \times 10^{-5}$
HOCl	Hypochlorous acid	$3.5 \times 10^{-8}$
HCN	Hydrocyanic acid	$6.2 \times 10^{-10}$
NH <sub>4</sub> <sup>+</sup>	Ammonium ion	$5.6 \times 10^{-10}$
HOC <sub>6</sub> H <sub>5</sub>	Phenol	$1.6 \times 10^{-10}$

Increasing acid strength

\*The units of  $K_a$  are customarily omitted.

molecule such as HCl, for example, is placed in water, the position of the dissociation equilibrium



lies so far to the right that [HCl] cannot be measured accurately. This prevents an accurate calculation of  $K_a$ :

$$K_a = \frac{[\text{H}^+][\text{Cl}^-]}{[\text{HCl}]}$$

↙ Very small and highly uncertain

### EXAMPLE 14.2 Relative Base Strength

Using Table 14.2, arrange the following species according to their strengths as bases: H<sub>2</sub>O, F<sup>-</sup>, Cl<sup>-</sup>, NO<sub>2</sub><sup>-</sup>, and CN<sup>-</sup>.

#### Solution

Remember that water is a stronger base than the conjugate base of a strong acid but a weaker base than the conjugate base of a weak acid. This leads to the following order:



Weakest bases —————> Strongest bases

We can order the remaining conjugate bases by recognizing that the strength of an acid is *inversely related* to the strength of its conjugate base. Since from Table 14.2 we have



the base strengths increase as follows:



The combined order of increasing base strength is

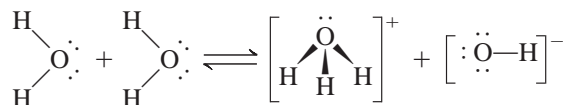
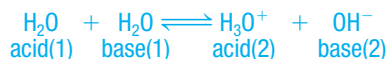


Appendix 5.1 contains a table of  $K_a$  values.

SEE EXERCISES 14.39 THROUGH 14.42

## Water as an Acid and a Base

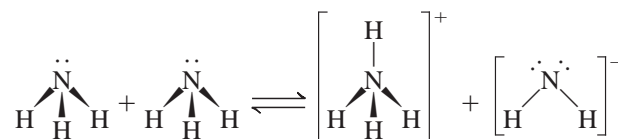
A substance is said to be **amphoteric** if it can behave either as an acid or as a base. Water is the most common **amphoteric substance**. We can see this clearly in the **autoionization** of water, which involves the transfer of a proton from one water molecule to another to produce a hydroxide ion and a hydronium ion:



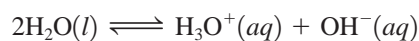
In this reaction, one water molecule acts as an acid by furnishing a proton, and the other acts as a base by accepting the proton.



Autoionization can occur in other liquids besides water. For example, in liquid ammonia the autoionization reaction is



The autoionization reaction for water



leads to the equilibrium expression

$$K_w = [\text{H}_3\text{O}^+][\text{OH}^-] = [\text{H}^+][\text{OH}^-]$$

where  $K_w$ , called the **ion-product constant** (or the **dissociation constant** for water), always refers to the autoionization of water.

Experiment shows that at 25°C in pure water,

$$[\text{H}^+] = [\text{OH}^-] = 1.0 \times 10^{-7} M$$

which means that at 25°C

$$\begin{aligned} K_w &= [\text{H}^+][\text{OH}^-] = (1.0 \times 10^{-7})(1.0 \times 10^{-7}) \\ &= 1.0 \times 10^{-14} \end{aligned}$$

$$\begin{aligned} K_w &= [\text{H}^+][\text{OH}^-] \\ &= 1.0 \times 10^{-14} \end{aligned}$$

### Let's Review

#### Using $K_w$

It is important to recognize the meaning of  $K_w$ . In any aqueous solution at 25°C, *no matter what it contains*, the product of  $[\text{H}^+]$  and  $[\text{OH}^-]$  must always equal  $1.0 \times 10^{-14}$ . There are three possible situations:

- A neutral solution, where  $[\text{H}^+] = [\text{OH}^-]$ .
- An acidic solution, where  $[\text{H}^+] > [\text{OH}^-]$ .
- A basic solution, where  $[\text{OH}^-] > [\text{H}^+]$ .

In each case, however, at 25°C,

$$K_w = [\text{H}^+][\text{OH}^-] = 1.0 \times 10^{-14}$$

**EXAMPLE 14.3** — **Calculating  $[H^+]$  and  $[OH^-]$** 

Calculate  $[H^+]$  or  $[OH^-]$  as required for each of the following solutions at  $25^\circ\text{C}$ , and state whether the solution is neutral, acidic, or basic.

- $1.0 \times 10^{-5} \text{ M } OH^-$
- $1.0 \times 10^{-7} \text{ M } OH^-$
- $10.0 \text{ M } H^+$

**Solution**

- a.  $K_w = [H^+][OH^-] = 1.0 \times 10^{-14}$ . Since  $[OH^-]$  is  $1.0 \times 10^{-5} \text{ M}$ , solving for  $[H^+]$  gives

$$[H^+] = \frac{1.0 \times 10^{-14}}{[OH^-]} = \frac{1.0 \times 10^{-14}}{1.0 \times 10^{-5}} = 1.0 \times 10^{-9} \text{ M}$$

Since  $[OH^-] > [H^+]$ , the solution is basic.

- b. As in part a, solving for  $[H^+]$  gives

$$[H^+] = \frac{1.0 \times 10^{-14}}{[OH^-]} = \frac{1.0 \times 10^{-14}}{1.0 \times 10^{-7}} = 1.0 \times 10^{-7} \text{ M}$$

Since  $[H^+] = [OH^-]$ , the solution is neutral.

- c. Solving for  $[OH^-]$  gives

$$[OH^-] = \frac{1.0 \times 10^{-14}}{[H^+]} = \frac{1.0 \times 10^{-14}}{10.0} = 1.0 \times 10^{-15} \text{ M}$$

Since  $[H^+] > [OH^-]$ , the solution is acidic.

**SEE EXERCISES 14.43 AND 14.44**

Since  $K_w$  is an equilibrium constant, it varies with temperature. The effect of temperature is considered in Example 14.4.

**EXAMPLE 14.4** — **Autoionization of Water**

At  $60^\circ\text{C}$ , the value of  $K_w$  is  $1 \times 10^{-13}$ .

- a. Using Le Châtelier's principle, predict whether the reaction



is exothermic or endothermic.

- b. Calculate  $[H^+]$  and  $[OH^-]$  in a neutral solution at  $60^\circ\text{C}$ .

**Solution**

- a.  $K_w$  increases from  $1 \times 10^{-14}$  at  $25^\circ\text{C}$  to  $1 \times 10^{-13}$  at  $60^\circ\text{C}$ . Le Châtelier's principle states that if a system at equilibrium is heated, it will adjust to consume energy. Since the value of  $K_w$  increases with temperature, we must think of energy as a reactant, and so the process must be endothermic.

- b. At  $60^\circ\text{C}$ ,

$$[H^+][OH^-] = 1 \times 10^{-13}$$

For a neutral solution,

$$[\text{H}^+] = [\text{OH}^-] = \sqrt{1 \times 10^{-13}} = 3 \times 10^{-7} \text{ M}$$

SEE EXERCISE 14.45

## 14.3 ► The pH Scale

The pH scale is a compact way to represent solution acidity.

Appendix 1.2 has a review of logs.

Because  $[\text{H}^+]$  in an aqueous solution is typically quite small, the **pH scale** provides a convenient way to represent solution acidity. The pH is a log scale based on 10, where

$$\text{pH} = -\log[\text{H}^+]$$

Thus for a solution where

$$\begin{aligned} [\text{H}^+] &= 1.0 \times 10^{-7} \text{ M} \\ \text{pH} &= -(-7.00) = 7.00 \end{aligned}$$

At this point we need to discuss significant figures for logarithms. The number of decimal places in the log is equal to the number of significant figures in the original number. Thus

$$\begin{aligned} [\text{H}^+] &= 1.0 \times 10^{-9} \text{ M} \\ \text{pH} &= 9.00 \end{aligned}$$

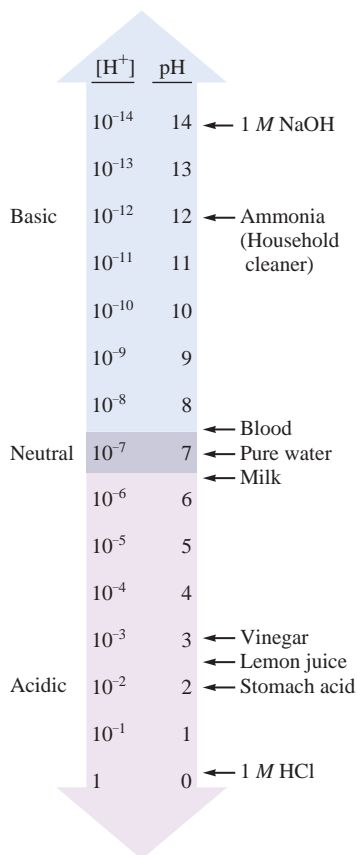
↪ 2 significant figures  
↪ 2 decimal places

Similar log scales are used for representing other quantities; for example,

$$\begin{aligned} \text{pOH} &= -\log[\text{OH}^-] \\ \text{p}K &= -\log K \end{aligned}$$

Since pH is a log scale based on 10, *the pH changes by 1 for every power of 10 change in  $[\text{H}^+]$* . For example, a solution of pH 3 has an  $\text{H}^+$  concentration 10 times that of a solution of pH 4 and 100 times that of a solution of pH 5. Also note that because pH is defined as  $-\log[\text{H}^+]$ , *the pH decreases as  $[\text{H}^+]$  increases*. The pH scale and the pH values for several common substances are shown in Fig. 14.6.

The pH of a solution is usually measured using a pH meter, an electronic device with a probe that can be inserted into a solution of unknown pH. The probe contains an acidic aqueous solution enclosed by a special glass membrane that allows migration of  $\text{H}^+$  ions. If the unknown solution has a different pH from the solution in the probe, an electric potential results, which is registered on the meter (see Fig. 14.7).




**Figure 14.6**

The pH scale and pH values of some common substances.



**Figure 14.7**

pH meters are used to measure acidity.



## chemical connections

### Arnold Beckman, Man of Science

Arnold Beckman died at age 104 in May 2004. Beckman's leadership in science and business spans virtually the entire twentieth century. He was born in 1900 in Cullom, Illinois, a town of 500 people that had no electricity or telephones. Beckman says, "In Cullom we were forced to improvise. I think it was a good thing."

The son of a blacksmith, Beckman had his interest in science awakened at age nine. At that time, in the attic of his house he discovered J. Dorman Steele's *Fourteen Weeks in Chemistry*, a book containing instructions for doing chemistry experiments. Beckman became so fascinated with chemistry that his father built him a small "chemistry shed" in the backyard for his tenth birthday.

Beckman's interest in chemistry was fostered by his high school teachers, and he eventually attended the



Arnold Beckman.

University of Illinois, Urbana–Champaign. He graduated with a bachelor's degree in chemical engineering in 1922 and stayed one more year to get a master's degree. He then

### EXAMPLE 14.5 Calculating pH and pOH

The pH meter is discussed more fully in Section 18.5.

Calculate pH and pOH for each of the following solutions at 25°C.

- $1.0 \times 10^{-3} M \text{OH}^-$
- $1.0 M \text{OH}^-$

#### Solution

$$\begin{aligned} \text{a.} \quad [\text{H}^+] &= \frac{K_w}{[\text{OH}^-]} = \frac{1.0 \times 10^{-14}}{1.0 \times 10^{-3}} = 1.0 \times 10^{-11} M \\ \text{pH} &= -\log[\text{H}^+] = -\log(1.0 \times 10^{-11}) = 11.00 \\ \text{pOH} &= -\log[\text{OH}^-] = -\log(1.0 \times 10^{-3}) = 3.00 \end{aligned}$$

$$\begin{aligned} \text{b.} \quad [\text{OH}^-] &= \frac{K_w}{[\text{H}^+]} = \frac{1.0 \times 10^{-14}}{1.0} = 1.0 \times 10^{-14} M \\ \text{pH} &= -\log[\text{H}^+] = -\log(1.0) = 0.00 \\ \text{pOH} &= -\log[\text{OH}^-] = -\log(1.0 \times 10^{-14}) = 14.00 \end{aligned}$$

### SEE EXERCISE 14.47

It is useful to consider the log form of the expression

$$K_w = [\text{H}^+][\text{OH}^-]$$

That is,

$$\log K_w = \log[\text{H}^+] + \log[\text{OH}^-]$$

or

$$-\log K_w = -\log[\text{H}^+] - \log[\text{OH}^-]$$

went to Caltech, where he earned a Ph.D. and became a faculty member.

Beckman was always known for his inventiveness. As a youth he designed a pressurized fuel system for his Model T Ford to overcome problems with its normal gravity feed fuel system—you had to *back* it up steep hills to keep it from starving for fuel. In 1927 he applied for his first patent: a buzzer to alert drivers that they were speeding.

In 1935 Beckman invented something that would cause a revolution in scientific instrumentation. A college friend who worked in a laboratory in the California citrus industry needed an accurate, convenient way to measure the acidity of orange juice. In response, Beckman invented the pH meter, which he initially called the acidimeter. This compact, sturdy device was an immediate hit. It signaled a new era in scientific instrumentation. In fact, business was so good that Beckman left Caltech to head his own company.

Over the years Beckman invented many other devices, including an improved potentiometer and an instrument for measuring the light absorbed by molecules. At age 65 he

retired as president of Beckman Instruments (headquartered in Fullerton, California). After a merger the company became Beckman Coulter; it had sales of more than \$2 billion in 2003.

After stepping down as president of Beckman Instruments, Beckman began a new career—donating his wealth for the improvement of science. In 1984 he and Mabel, his wife of 58 years, donated \$40 million to his alma mater—the University of Illinois—to fund the Beckman Institute. The Beckmans have also funded many other research institutes, including one at Caltech, and formed a foundation that currently gives \$20 million each year to various scientific endeavors.

Arnold Beckman was a man known for his incredible creativity but even more he was recognized as a man of absolute integrity. Beckman has important words for us: “Whatever you do, be enthusiastic about it.”

Note: You can see Arnold Beckman’s biography at the Chemical Heritage Foundation Web site (<http://www.chemheritage.org>).

$$\text{Thus} \quad pK_w = \text{pH} + \text{pOH} \quad (14.3)$$

$$\text{Since } K_w = 1.0 \times 10^{-14},$$

$$pK_w = -\log(1.0 \times 10^{-14}) = 14.00$$

Thus, for *any* aqueous solution at 25°C, pH and pOH add up to 14.00:

$$\text{pH} + \text{pOH} = 14.00 \quad (14.4)$$

### EXAMPLE 14.6 — Calculations Using pH

The pH of a sample of human blood was measured to be 7.41 at 25°C. Calculate pOH,  $[\text{H}^+]$ , and  $[\text{OH}^-]$  for the sample.

#### Solution

$$\text{Since } \text{pH} + \text{pOH} = 14.00,$$

$$\text{pOH} = 14.00 - \text{pH} = 14.00 - 7.41 = 6.59$$

To find  $[\text{H}^+]$  we must go back to the definition of pH:

$$\text{pH} = -\log[\text{H}^+]$$

Thus

$$7.41 = -\log[\text{H}^+] \quad \text{or} \quad \log[\text{H}^+] = -7.41$$

We need to know the *antilog* of  $-7.41$ . As shown in Appendix 1.2, taking the antilog is the same as exponentiation; that is,

$$\text{antilog}(n) = \log^{-1}(n)$$

$$\text{antilog}(n) = 10^n$$

Since  $\text{pH} = -\log[\text{H}^+]$ ,

$$-\text{pH} = \log[\text{H}^+]$$

and  $[\text{H}^+]$  can be calculated by taking the antilog of  $-\text{pH}$ :

$$[\text{H}^+] = \text{antilog}(-\text{pH})$$

In the present case,

$$[\text{H}^+] = \text{antilog}(-\text{pH}) = \text{antilog}(-7.41) = 10^{-7.41} = 3.9 \times 10^{-8}$$

Similarly,  $[\text{OH}^-] = \text{antilog}(-\text{pOH})$ , and

$$[\text{OH}^-] = \text{antilog}(-6.59) = 10^{-6.59} = 2.6 \times 10^{-7} M$$

#### SEE EXERCISES 14.48 THROUGH 14.52

Now that we have considered all the fundamental definitions relevant to acid–base solutions, we can proceed to a quantitative description of the equilibria present in these solutions. The main reason that acid–base problems sometimes seem difficult is that a typical aqueous solution contains many components, so the problems tend to be complicated. However, you can deal with these problems successfully if you use the following general strategies:

#### PROBLEM-SOLVING STRATEGY

##### Solving Acid–Base Problems

- *Think chemistry.* Focus on the solution components and their reactions. It will almost always be possible to choose one reaction that is the most important.
- *Be systematic.* Acid–base problems require a step-by-step approach.
- *Be flexible.* Although all acid–base problems are similar in many ways, important differences do occur. Treat each problem as a separate entity. Do not try to force a given problem into matching any you have solved before. Look for both the similarities and the differences.
- *Be patient.* The complete solution to a complicated problem cannot be seen immediately in all its detail. Pick the problem apart into its workable steps.
- *Be confident.* Look within the problem for the solution, and let the problem guide you. Assume that you can think it out. Do not rely on memorizing solutions to problems. In fact, memorizing solutions is usually detrimental because you tend to try to force a new problem to be the same as one you have seen before. *Understand and think; don't just memorize.*

## 14.4 ► Calculating the pH of Strong Acid Solutions

When we deal with acid–base equilibria, *we must focus on the solution components and their chemistry.* For example, what species are present in a 1.0 M solution of HCl? Since hydrochloric acid is a strong acid, we assume that it is completely dissociated. Thus, although the label on the bottle says 1.0 M HCl, the solution contains virtually no HCl molecules. Typically, container labels indicate the substance(s) used to make up the solution but do not necessarily describe the solution components after dissolution. Thus a 1.0 M HCl solution contains  $\text{H}^+$  and  $\text{Cl}^-$  ions rather than HCl molecules.

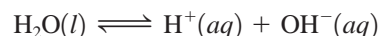
#### Common Strong Acids

HCl(aq)  
 HNO<sub>3</sub>(aq)  
 H<sub>2</sub>SO<sub>4</sub>(aq)  
 HClO<sub>4</sub>(aq)

The next step in dealing with aqueous solutions is to determine which components are significant and which can be ignored. We need to focus on the **major species**, those solution components present in relatively large amounts. In 1.0 M HCl, for example, the major species are  $\text{H}^+$ ,  $\text{Cl}^-$ , and  $\text{H}_2\text{O}$ . Since this is a very acidic solution,  $\text{OH}^-$  is present only in tiny amounts and is classified as a minor species. In attacking acid–base problems, the importance of writing the major species in the solution as the first step cannot be overemphasized. This single step is the key to solving these problems successfully.

Always write the major species present in the solution.

To illustrate the main ideas involved, let us calculate the pH of 1.0 M HCl. We first list the major species:  $\text{H}^+$ ,  $\text{Cl}^-$ , and  $\text{H}_2\text{O}$ . Since we want to calculate the pH, we will focus on those major species that can furnish  $\text{H}^+$ . Obviously, we must consider  $\text{H}^+$  from the dissociation of HCl. However,  $\text{H}_2\text{O}$  also furnishes  $\text{H}^+$  by autoionization, which is often represented by the simple dissociation reaction



The  $\text{H}^+$  from the strong acid drives the equilibrium  $\text{H}_2\text{O} \rightleftharpoons \text{H}^+ + \text{OH}^-$  to the left.

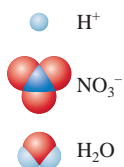
However, is autoionization an important source of  $\text{H}^+$  ions? In pure water at 25°C,  $[\text{H}^+]$  is  $10^{-7} M$ . In 1.0 M HCl solution, the water will produce even less than  $10^{-7} M \text{H}^+$ , since by Le Châtelier's principle the  $\text{H}^+$  from the dissociated HCl will drive the position of the water equilibrium to the left. Thus the amount of  $\text{H}^+$  contributed by water is negligible compared with the 1.0 M  $\text{H}^+$  from the dissociation of HCl. Therefore, we can say that  $[\text{H}^+]$  in the solution is 1.0 M. The pH is then

$$\text{pH} = -\log[\text{H}^+] = -\log(1.0) = 0$$

### EXAMPLE 14.7 pH of Strong Acids

In pure water, only  $10^{-7} M \text{H}^+$  is produced.

Major Species



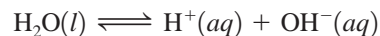
- Calculate the pH of 0.10 M  $\text{HNO}_3$ .
- Calculate the pH of  $1.0 \times 10^{-10} M \text{HCl}$ .

#### Solution

- Since  $\text{HNO}_3$  is a strong acid, the major species in solution are



The concentration of  $\text{HNO}_3$  is virtually zero, since the acid completely dissociates in water. Also,  $[\text{OH}^-]$  will be very small because the  $\text{H}^+$  ions from the acid will drive the equilibrium



to the left. That is, this is an acidic solution where  $[\text{H}^+] \gg [\text{OH}^-]$ , so  $[\text{OH}^-] \ll 10^{-7} M$ . The sources of  $\text{H}^+$  are

- $\text{H}^+$  from  $\text{HNO}_3$  (0.10 M)
- $\text{H}^+$  from  $\text{H}_2\text{O}$

The number of  $\text{H}^+$  ions contributed by the autoionization of water will be very small compared with the 0.10 M contributed by the  $\text{HNO}_3$  and can be neglected. Since the dissolved  $\text{HNO}_3$  is the only important source of  $\text{H}^+$  ions in this solution,

$$[\text{H}^+] = 0.10 M \quad \text{and} \quad \text{pH} = -\log(0.10) = 1.00$$

- Normally, in an aqueous solution of HCl the major species are  $\text{H}^+$ ,  $\text{Cl}^-$ , and  $\text{H}_2\text{O}$ . However, in this case the amount of HCl in solution is so small that it has no effect; the only major species is  $\text{H}_2\text{O}$ . Thus the pH will be that of pure water, or  $\text{pH} = 7.00$ .

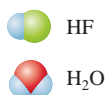
SEE EXERCISES 14.53, 14.55, AND 14.56



## 14.5 ► Calculating the pH of Weak Acid Solutions

First, *always* write the major species present in the solution.

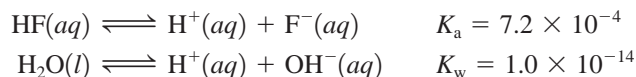
Major Species



Since a weak acid dissolved in water can be viewed as a prototype of almost any equilibrium occurring in aqueous solution, we will proceed carefully and systematically. Although some of the procedures we develop here may seem unnecessary, they will become essential as the problems become more complicated. We will develop the necessary strategies by calculating the pH of a 1.00 M solution of HF ( $K_a = 7.2 \times 10^{-4}$ ).

The first step, as always, is to *write the major species in the solution*. From its small  $K_a$  value, we know that hydrofluoric acid is a weak acid and will be dissociated only to a slight extent. Thus, when we write the major species, the hydrofluoric acid will be represented in its dominant form, as HF. The major species in solution are HF and H<sub>2</sub>O.

The next step (since this is a pH problem) is to decide which of the major species can furnish H<sup>+</sup> ions. Actually, both major species can do so:



In aqueous solutions, however, typically one source of H<sup>+</sup> can be singled out as dominant. By comparing  $K_a$  for HF with  $K_w$  for H<sub>2</sub>O, we see that hydrofluoric acid, although weak, is still a much stronger acid than water. Thus we will assume that hydrofluoric acid will be the dominant source of H<sup>+</sup>. We will ignore the tiny contribution by water.

Therefore, it is the dissociation of HF that will determine the equilibrium concentration of H<sup>+</sup> and hence the pH:



The equilibrium expression is

$$K_a = 7.2 \times 10^{-4} = \frac{[\text{H}^+][\text{F}^-]}{[\text{HF}]}$$

To solve the equilibrium problem, we follow the procedures developed in Chapter 13 for gas-phase equilibria. First, we list the initial concentrations, the *concentrations before the reaction of interest has proceeded to equilibrium*. Before any HF dissociates, the concentrations of the species in the equilibrium are

$$[\text{HF}]_0 = 1.00 \text{ M} \quad [\text{F}^-]_0 = 0 \quad [\text{H}^+]_0 = 10^{-7} \text{ M} \approx 0$$

(Note that the zero value for  $[\text{H}^+]_0$  is an approximation, since we are neglecting the H<sup>+</sup> ions from the autoionization of water.)

The next step is to determine the change required to reach equilibrium. Since some HF will dissociate to come to equilibrium (but this amount is presently unknown), we let  $x$  be the change in the concentration of HF that is required to achieve equilibrium. That is, we assume that  $x$  mol/L HF will dissociate to produce  $x$  mol/L H<sup>+</sup> and  $x$  mol/L F<sup>-</sup> as the system adjusts to its equilibrium position. Now the equilibrium concentrations can be defined in terms of  $x$ :

$$\begin{aligned} [\text{HF}] &= [\text{HF}]_0 - x = 1.00 - x \\ [\text{F}^-] &= [\text{F}^-]_0 + x = 0 + x = x \\ [\text{H}^+] &= [\text{H}^+]_0 + x \approx 0 + x = x \end{aligned}$$

Substituting these equilibrium concentrations into the equilibrium expression gives

$$K_a = 7.2 \times 10^{-4} = \frac{[\text{H}^+][\text{F}^-]}{[\text{HF}]} = \frac{(x)(x)}{1.00 - x}$$

This expression produces a quadratic equation that can be solved using the quadratic formula, as for the gas-phase systems in Chapter 13. However, since  $K_a$  for HF is so small, HF will dissociate only slightly, and  $x$  is expected to be small. This will allow us to simplify the calculation. If  $x$  is very small compared to 1.00, the term in the denominator can be approximated as follows:

$$1.00 - x \approx 1.00$$

The equilibrium expression then becomes

$$7.2 \times 10^{-4} = \frac{(x)(x)}{1.00 - x} \approx \frac{(x)(x)}{1.00}$$

which yields

$$x^2 \approx (7.2 \times 10^{-4})(1.00) = 7.2 \times 10^{-4}$$

$$x \approx \sqrt{7.2 \times 10^{-4}} = 2.7 \times 10^{-2}$$

The validity of an approximation should always be checked.

How valid is the approximation that  $[\text{HF}] = 1.00 \text{ M}$ ? Because this question will arise often in connection with acid–base equilibrium calculations, we will consider it carefully. *The validity of the approximation depends on how much accuracy we demand for the calculated value of  $[\text{H}^+]$ .* Typically, the  $K_a$  values for acids are known to an accuracy of only about  $\pm 5\%$ . It is reasonable therefore to apply this figure when determining the validity of the approximation

$$[\text{HA}]_0 - x \approx [\text{HA}]_0$$

We will use the following test. First, we calculate the value of  $x$  by making the approximation

$$K_a = \frac{x^2}{[\text{HA}]_0 - x} \approx \frac{x^2}{[\text{HA}]_0}$$

where

$$x^2 \approx K_a[\text{HA}]_0 \quad \text{and} \quad x \approx \sqrt{K_a[\text{HA}]_0}$$

We then compare the sizes of  $x$  and  $[\text{HA}]_0$ . If the expression

$$\frac{x}{[\text{HA}]_0} \times 100\%$$

is less than or equal to 5%, the value of  $x$  is small enough that the approximation

$$[\text{HA}]_0 - x \approx [\text{HA}]_0$$

will be considered valid.

In our example,

$$x = 2.7 \times 10^{-2} \text{ mol/L}$$

$$[\text{HA}]_0 = [\text{HF}]_0 = 1.00 \text{ mol/L}$$

and

$$\frac{x}{[\text{HA}]_0} \times 100 = \frac{2.7 \times 10^{-2}}{1.00} \times 100\% = 2.7\%$$

The approximation we made is considered valid, and the value of  $x$  calculated using that approximation is acceptable. Thus

$$x = [\text{H}^+] = 2.7 \times 10^{-2} \text{ M} \quad \text{and} \quad \text{pH} = -\log(2.7 \times 10^{-2}) = 1.57$$

This problem illustrates all the important steps for solving a typical equilibrium problem involving a weak acid. These steps are summarized as follows:

The  $K_a$  values for various weak acids are given in Table 14.2 and in Appendix 5.1.

### PROBLEM-SOLVING STRATEGY

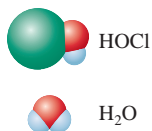
#### Solving Weak Acid Equilibrium Problems

- 1 ► List the major species in the solution.
- 2 ► Choose the species that can produce  $H^+$ , and write balanced equations for the reactions producing  $H^+$ .
- 3 ► Using the values of the equilibrium constants for the reactions you have written, decide which equilibrium will dominate in producing  $H^+$ .
- 4 ► Write the equilibrium expression for the dominant equilibrium.
- 5 ► List the initial concentrations of the species participating in the dominant equilibrium.
- 6 ► Define the change needed to achieve equilibrium; that is, define  $x$ .
- 7 ► Write the equilibrium concentrations in terms of  $x$ .
- 8 ► Substitute the equilibrium concentrations into the equilibrium expression.
- 9 ► Solve for  $x$  the “easy” way, that is, by assuming that  $[HA]_0 - x \approx [HA]_0$ .
- 10 ► Use the 5% rule to verify whether the approximation is valid.
- 11 ► Calculate  $[H^+]$  and pH.

#### EXAMPLE 14.8

#### The pH of Weak Acids

Major Species



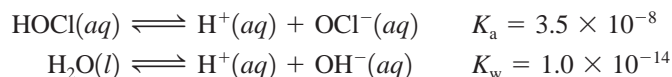
The hypochlorite ion ( $OCl^-$ ) is a strong oxidizing agent often found in household bleaches and disinfectants. It is also the active ingredient that forms when swimming pool water is treated with chlorine. In addition to its oxidizing abilities, the hypochlorite ion has a relatively high affinity for protons (it is a much stronger base than  $Cl^-$ , for example) and forms the weakly acidic hypochlorous acid ( $HOCl$ ,  $K_a = 3.5 \times 10^{-8}$ ). Calculate the pH of a 0.100  $M$  aqueous solution of hypochlorous acid.

#### Solution

1 ► We list the major species. Since  $HOCl$  is a weak acid and remains mostly undissociated, the major species in a 0.100  $M$   $HOCl$  solution are



2 ► Both species can produce  $H^+$ :



3 ► Since  $HOCl$  is a significantly stronger acid than  $H_2O$ , it will dominate in the production of  $H^+$ .

4 ► We therefore use the following equilibrium expression:

$$K_a = 3.5 \times 10^{-8} = \frac{[H^+][OCl^-]}{[HOCl]}$$



Swimming pool water must be frequently tested for pH and chlorine content.

5 ▶ The initial concentrations appropriate for this equilibrium are

$$\begin{aligned}[\text{HOCl}]_0 &= 0.100 \text{ M} \\ [\text{OCl}^-]_0 &= 0 \\ [\text{H}^+]_0 &\approx 0 \quad (\text{We neglect the contribution from H}_2\text{O.})\end{aligned}$$

6 ▶ Since the system will reach equilibrium by the dissociation of HOCl, let  $x$  be the amount of HOCl (in mol/L) that dissociates in reaching equilibrium.

7 ▶ The equilibrium concentrations in terms of  $x$  are

$$\begin{aligned}[\text{HOCl}] &= [\text{HOCl}]_0 - x = 0.100 - x \\ [\text{OCl}^-] &= [\text{OCl}^-]_0 + x = 0 + x = x \\ [\text{H}^+] &= [\text{H}^+]_0 + x \approx 0 + x = x\end{aligned}$$

8 ▶ Substituting these concentrations into the equilibrium expression gives

$$K_a = 3.5 \times 10^{-8} = \frac{(x)(x)}{0.100 - x}$$

9 ▶ Since  $K_a$  is so small, we can expect a small value for  $x$ . Thus we make the approximation  $[\text{HA}]_0 - x \approx [\text{HA}]_0$ , or  $0.100 - x \approx 0.100$ , which leads to the expression

$$K_a = 3.5 \times 10^{-8} = \frac{x^2}{0.100 - x} \approx \frac{x^2}{0.100}$$

Solving for  $x$  gives

$$x = 5.9 \times 10^{-5}$$

10 ▶ The approximation  $0.100 - x \approx 0.100$  must be validated. To do this, we compare  $x$  to  $[\text{HOCl}]_0$ :

$$\frac{x}{[\text{HOCl}]_0} \times 100 = \frac{5.9 \times 10^{-5}}{0.100} \times 100 = 0.059\%$$

Since this value is much less than 5%, the approximation is considered valid.

11 ▶ We calculate  $[\text{H}^+]$  and pH:

$$[\text{H}^+] = x = 5.9 \times 10^{-5} \text{ M} \quad \text{and} \quad \text{pH} = 4.23$$

SEE EXERCISES 14.61 AND 14.62

## The pH of a Mixture of Weak Acids

The same systematic approach applies to all solution equilibria.

Sometimes a solution contains two weak acids of very different strengths. This case is considered in Example 14.9. Note that the steps are again followed (though not labeled).

### EXAMPLE 14.9

### The pH of Weak Acid Mixtures

Calculate the pH of a solution that contains 1.00 M HCN ( $K_a = 6.2 \times 10^{-10}$ ) and 5.00 M  $\text{HNO}_2$  ( $K_a = 4.0 \times 10^{-4}$ ). Also calculate the concentration of cyanide ion ( $\text{CN}^-$ ) in this solution at equilibrium.

#### Solution

Since HCN and  $\text{HNO}_2$  are both weak acids and are largely undissociated, the major species in the solution are



Major Species



All three of these components produce H<sup>+</sup>:



A mixture of three acids might lead to a very complicated problem. However, the situation is greatly simplified by the fact that even though HNO<sub>2</sub> is a weak acid, it is much stronger than the other two acids present (as revealed by the *K* values). Thus HNO<sub>2</sub> can be assumed to be the dominant producer of H<sup>+</sup>, and we will focus on the equilibrium expression

$$K_a = 4.0 \times 10^{-4} = \frac{[\text{H}^+][\text{NO}_2^-]}{[\text{HNO}_2]}$$

The initial concentrations, the definition of *x*, and the equilibrium concentrations are as follows:

Initial Concentration (mol/L)		Equilibrium Concentration (mol/L)
[HNO <sub>2</sub> ] <sub>0</sub> = 5.00	$x$ mol/L HNO <sub>2</sub> dissociates →	[HNO <sub>2</sub> ] = 5.00 - <i>x</i>
[NO <sub>2</sub> <sup>-</sup> ] <sub>0</sub> = 0		[NO <sub>2</sub> <sup>-</sup> ] = <i>x</i>
[H <sup>+</sup> ] <sub>0</sub> ≈ 0		[H <sup>+</sup> ] = <i>x</i>

It is convenient to represent these concentrations in the following shorthand form (called an ICE table):

	HNO <sub>2</sub> (aq)	⇌	H <sup>+</sup> (aq)	+	NO <sub>2</sub> <sup>-</sup> (aq)
<b>Initial:</b>	5.00		0		0
<b>Change:</b>	- <i>x</i>		+ <i>x</i>		+ <i>x</i>
<b>Equilibrium:</b>	5.00 - <i>x</i>		<i>x</i>		<i>x</i>

To avoid clutter we do not show the units of concentration in the ICE tables. All terms have units of mol/L.

Substituting the equilibrium concentrations in the equilibrium expression and making the approximation that 5.00 - *x* = 5.00 give

$$K_a = 4.0 \times 10^{-4} = \frac{(x)(x)}{5.00 - x} \approx \frac{x^2}{5.00}$$

We solve for *x*:

$$x = 4.5 \times 10^{-2}$$

Using the 5% rule, we show that the approximation is valid:

$$\frac{x}{[\text{HNO}_2]_0} \times 100 = \frac{4.5 \times 10^{-2}}{5.00} \times 100 = 0.90\%$$

Therefore,

$$[\text{H}^+] = x = 4.5 \times 10^{-2} M \quad \text{and} \quad \text{pH} = 1.35$$

We also want to calculate the equilibrium concentration of cyanide ion in this solution. The CN<sup>-</sup> ions in this solution come from the dissociation of HCN:



Although the position of this equilibrium lies far to the left and does not contribute *significantly* to [H<sup>+</sup>], HCN is the *only source* of CN<sup>-</sup>. Thus we must consider the extent of

the dissociation of HCN to calculate  $[\text{CN}^-]$ . The equilibrium expression for the preceding reaction is

$$K_a = 6.2 \times 10^{-10} = \frac{[\text{H}^+][\text{CN}^-]}{[\text{HCN}]}$$

We know  $[\text{H}^+]$  for this solution from the results of the first part of the problem. It is important to understand that *there is only one kind of  $\text{H}^+$  in this solution*. It does not matter from which acid the  $\text{H}^+$  ions originate. The equilibrium  $[\text{H}^+]$  we need to insert into the HCN equilibrium expression is  $4.5 \times 10^{-2} \text{ M}$ , even though the  $\text{H}^+$  was contributed almost entirely from the dissociation of  $\text{HNO}_2$ . What is  $[\text{HCN}]$  at equilibrium? We know  $[\text{HCN}]_0 = 1.00 \text{ M}$ , and since  $K_a$  for HCN is so small, a negligible amount of HCN will dissociate. Thus

$$[\text{HCN}] = [\text{HCN}]_0 - \text{amount of HCN dissociated} \approx [\text{HCN}]_0 = 1.00 \text{ M}$$

Since  $[\text{H}^+]$  and  $[\text{HCN}]$  are known, we can find  $[\text{CN}^-]$  from the equilibrium expression:

$$K_a = 6.2 \times 10^{-10} = \frac{[\text{H}^+][\text{CN}^-]}{[\text{HCN}]} = \frac{(4.5 \times 10^{-2})[\text{CN}^-]}{1.00}$$

$$[\text{CN}^-] = \frac{(6.2 \times 10^{-10})(1.00)}{4.5 \times 10^{-2}} = 1.4 \times 10^{-8} \text{ M}$$

Note the significance of this result. Since  $[\text{CN}^-] = 1.4 \times 10^{-8} \text{ M}$  and HCN is the only source of  $\text{CN}^-$ , this means that only  $1.4 \times 10^{-8} \text{ mol/L}$  of HCN dissociated. This is a very small amount compared with the initial concentration of HCN, which is exactly what we would expect from its very small  $K_a$  value, and  $[\text{HCN}] = 1.00 \text{ M}$  as assumed.

SEE EXERCISE 14.69

## Percent Dissociation

Percent dissociation is also known as *percent ionization*.

It is often useful to specify the amount of weak acid that has dissociated in achieving equilibrium in an aqueous solution. The **percent dissociation** is defined as follows:

$$\text{Percent dissociation} = \frac{\text{amount dissociated (mol/L)}}{\text{initial concentration (mol/L)}} \times 100\% \quad (14.5)$$

For example, we found earlier that in a  $1.00 \text{ M}$  solution of HF,  $[\text{H}^+] = 2.7 \times 10^{-2} \text{ M}$ . To reach equilibrium,  $2.7 \times 10^{-2} \text{ mol/L}$  of the original  $1.00 \text{ M}$  HF dissociates, so

$$\text{Percent dissociation} = \frac{2.7 \times 10^{-2} \text{ mol/L}}{1.00 \text{ mol/L}} \times 100\% = 2.7\%$$

*For a given weak acid, the percent dissociation increases as the acid becomes more dilute.* For example, the percent dissociation of acetic acid ( $\text{HC}_2\text{H}_3\text{O}_2$ ,  $K_a = 1.8 \times 10^{-5}$ ) is significantly greater in a  $0.10 \text{ M}$  solution than in a  $1.0 \text{ M}$  solution, as demonstrated in Example 14.10.

### EXAMPLE 14.10

### Calculating Percent Dissociation

Calculate the percent dissociation of acetic acid ( $K_a = 1.8 \times 10^{-5}$ ) in each of the following solutions.

- $1.00 \text{ M HC}_2\text{H}_3\text{O}_2$
- $0.100 \text{ M HC}_2\text{H}_3\text{O}_2$

Major Species

**Solution**

- a. Since acetic acid is a weak acid, the major species in this solution are  $\text{HC}_2\text{H}_3\text{O}_2$  and  $\text{H}_2\text{O}$ . Both species are weak acids, but acetic acid is a much stronger acid than water. Thus the dominant equilibrium will be



and the equilibrium expression is

$$K_a = 1.8 \times 10^{-5} = \frac{[\text{H}^+][\text{C}_2\text{H}_3\text{O}_2^-]}{[\text{HC}_2\text{H}_3\text{O}_2]}$$

The initial concentrations, definition of  $x$ , and equilibrium concentrations are:

	$\text{HC}_2\text{H}_3\text{O}_2(aq)$	$\rightleftharpoons$	$\text{H}^+(aq)$	+	$\text{C}_2\text{H}_3\text{O}_2^-(aq)$
<b>Initial:</b>	1.00		0		0
<b>Change:</b>	$-x$		$x$		$x$
<b>Equilibrium:</b>	$1.00 - x$		$x$		$x$

Inserting the equilibrium concentrations into the equilibrium expression and making the usual approximation that  $x$  is small compared with  $[\text{HA}]_0$  give

$$K_a = 1.8 \times 10^{-5} = \frac{[\text{H}^+][\text{C}_2\text{H}_3\text{O}_2^-]}{[\text{HC}_2\text{H}_3\text{O}_2]} = \frac{(x)(x)}{1.00 - x} \approx \frac{x^2}{1.00}$$

Thus

$$x^2 \approx 1.8 \times 10^{-5} \quad \text{and} \quad x \approx 4.2 \times 10^{-3}$$

The approximation  $1.00 - x \approx 1.00$  is valid by the 5% rule (check this yourself), so

$$[\text{H}^+] = x = 4.2 \times 10^{-3} M$$

The percent dissociation is

$$\frac{[\text{H}^+]}{[\text{HC}_2\text{H}_3\text{O}_2]_0} \times 100 = \frac{4.2 \times 10^{-3}}{1.00} \times 100\% = 0.42\%$$

- b. This is a similar problem, except that in this case  $[\text{HC}_2\text{H}_3\text{O}_2] = 0.100 M$ . Analysis of the problem leads to the expression

$$K_a = 1.8 \times 10^{-5} = \frac{[\text{H}^+][\text{C}_2\text{H}_3\text{O}_2^-]}{[\text{HC}_2\text{H}_3\text{O}_2]} = \frac{(x)(x)}{0.100 - x} \approx \frac{x^2}{0.100}$$

Thus

$$x = [\text{H}^+] = 1.3 \times 10^{-3} M$$

and

$$\text{Percent dissociation} = \frac{1.3 \times 10^{-3}}{0.10} \times 100\% = 1.3\%$$

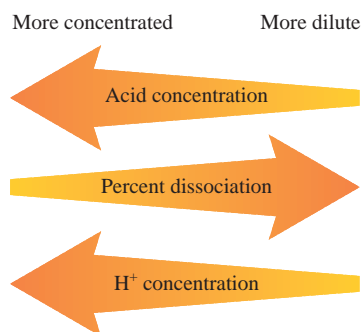


An acetic acid solution, which is a weak electrolyte, contains only a few ions and does not conduct as much current as a strong electrolyte. The bulb is only dimly lit.

**SEE EXERCISES 14.71 AND 14.72**

The results in Example 14.10 show two important facts. The concentration of  $\text{H}^+$  ion at equilibrium is smaller in the  $0.10 M$  acetic acid solution than in the  $1.0 M$

The more dilute the weak acid solution, the greater is the percent dissociation.



**Figure 14.8**

The effect of dilution on the percent dissociation and  $[H^+]$  of a weak acid solution.

acetic acid solution, as we would expect. However, the percent dissociation is significantly greater in the  $0.10\ M$  solution than in the  $1.0\ M$  solution. This is a general result. For solutions of any weak acid  $HA$ ,  $[H^+]$  decreases as  $[HA]_0$  decreases, but the percent dissociation increases as  $[HA]_0$  decreases. This phenomenon can be explained as follows.

Consider the weak acid  $HA$  with the initial concentration  $[HA]_0$ , where at equilibrium

$$[HA] = [HA]_0 - x \approx [HA]_0$$

$$[H^+] = [A^-] = x$$

Thus

$$K_a = \frac{[H^+][A^-]}{[HA]} \approx \frac{(x)(x)}{[HA]_0}$$

Now suppose enough water is added suddenly to dilute the solution by a factor of 10. The new concentrations before any adjustment occurs are

$$[A^-]_{\text{new}} = [H^+]_{\text{new}} = \frac{x}{10}$$

$$[HA]_{\text{new}} = \frac{[HA]_0}{10}$$

and  $Q$ , the reaction quotient, is

$$Q = \frac{\left(\frac{x}{10}\right)\left(\frac{x}{10}\right)}{\frac{[HA]_0}{10}} = \frac{1(x)(x)}{10[HA]_0} = \frac{1}{10}K_a$$

Since  $Q$  is less than  $K_a$ , the system must adjust to the right to reach the new equilibrium position. Thus the percent dissociation increases when the acid is diluted. This behavior is summarized in Fig. 14.8. In Example 14.11 we see how the percent dissociation can be used to calculate the  $K_a$  value for a weak acid.


### EXAMPLE 14.11

### Calculating $K_a$ from Percent Dissociation

Lactic acid ( $HC_3H_5O_3$ ) is a waste product that accumulates in muscle tissue during exertion, leading to pain and a feeling of fatigue. In a  $0.100\ M$  aqueous solution, lactic acid is 3.7% dissociated. Calculate the value of  $K_a$  for this acid.

#### Solution

From the small value for the percent dissociation, it is clear that  $HC_3H_5O_3$  is a weak acid. Thus the major species in the solution are the undissociated acid and water:

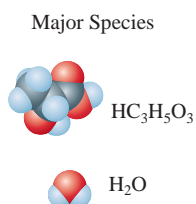


However, even though  $HC_3H_5O_3$  is a weak acid, it is a much stronger acid than water and will be the dominant source of  $H^+$  in the solution. The dissociation reaction is



and the equilibrium expression is

$$K_a = \frac{[H^+][C_3H_5O_3^-]}{[HC_3H_5O_3]}$$







Strenuous exercise causes a buildup of lactic acid in muscle tissues.

The initial and equilibrium concentrations are as follows:

Initial Concentration (mol/L)		Equilibrium Concentration (mol/L)
$[\text{HC}_3\text{H}_5\text{O}_3]_0 = 0.10$	$\xrightarrow[\text{dissociates}]{x \text{ mol/L}} \text{HC}_3\text{H}_5\text{O}_3$	$[\text{HC}_3\text{H}_5\text{O}_3] = 0.10 - x$
$[\text{C}_3\text{H}_5\text{O}_3^-]_0 = 0$		$[\text{C}_3\text{H}_5\text{O}_3^-] = x$
$[\text{H}^+]_0 \approx 0$		$[\text{H}^+] = x$

The change needed to reach equilibrium can be obtained from the percent dissociation and Equation (14.5). For this acid,

$$\text{Percent dissociation} = 3.7\% = \frac{x}{[\text{HC}_3\text{H}_5\text{O}_3]_0} \times 100\% = \frac{x}{0.10} \times 100\%$$

and 
$$x = \frac{3.7}{100}(0.10) = 3.7 \times 10^{-3} \text{ mol/L}$$

Now we can calculate the equilibrium concentrations:

$$[\text{HC}_3\text{H}_5\text{O}_3] = 0.10 - x = 0.10 \text{ M} \quad (\text{to the correct number of significant figures})$$

$$[\text{C}_3\text{H}_5\text{O}_3^-] = [\text{H}^+] = x = 3.7 \times 10^{-3} \text{ M}$$

These concentrations can now be used to calculate the value of  $K_a$  for lactic acid:

$$K_a = \frac{[\text{H}^+][\text{C}_3\text{H}_5\text{O}_3^-]}{[\text{HC}_3\text{H}_5\text{O}_3]} = \frac{(3.7 \times 10^{-3})(3.7 \times 10^{-3})}{0.10} = 1.4 \times 10^{-4}$$

**SEE EXERCISES 14.73 AND 14.74**

### PROBLEM-SOLVING STRATEGY

#### Solving Acid-Base Problems

- 1 ► List the major species in solution.
- 2 ► Look for reactions that can be assumed to go to completion—for example, a strong acid dissociating or  $\text{H}^+$  reacting with  $\text{OH}^-$ .
- 3 ► For a reaction that can be assumed to go to completion:
  - a. Determine the concentration of the products.
  - b. Write down the major species in solution after the reaction.
- 4 ► Look at each major component of the solution and decide if it is an acid or a base.
- 5 ► Pick the equilibrium that will control the pH. Use known values of the dissociation constants for the various species to help decide on the dominant equilibrium.
  - a. Write the equation for the reaction and the equilibrium expression.
  - b. Compute the initial concentrations (assuming the dominant equilibrium has not yet occurred, that is, no acid dissociation, and so on).
  - c. Define  $x$ .
  - d. Compute the equilibrium concentrations in terms of  $x$ .
  - e. Substitute the concentrations into the equilibrium expression, and solve for  $x$ .
  - f. Check the validity of the approximation.
  - g. Calculate the pH and other concentrations as required.

Although these steps may seem somewhat cumbersome, especially for simpler problems, they will become increasingly helpful as the aqueous solutions become more complicated. If you develop the habit of approaching acid-base problems systematically, the more complex cases will be much easier to manage.

## 14.6 ► Bases

According to the Arrhenius concept, a base is a substance that produces  $\text{OH}^-$  ions in aqueous solution. According to the Brønsted–Lowry model, a base is a proton acceptor. The bases sodium hydroxide ( $\text{NaOH}$ ) and potassium hydroxide ( $\text{KOH}$ ) fulfill both criteria. They contain  $\text{OH}^-$  ions in the solid lattice and, behaving as strong electrolytes, dissociate completely when dissolved in aqueous solution:

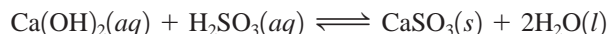
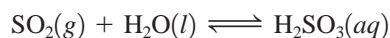


leaving virtually no undissociated  $\text{NaOH}$ . Thus a 1.0  $M$   $\text{NaOH}$  solution really contains 1.0  $M$   $\text{Na}^+$  and 1.0  $M$   $\text{OH}^-$ . Because of their complete dissociation,  $\text{NaOH}$  and  $\text{KOH}$  are called **strong bases** in the same sense as we defined strong acids.

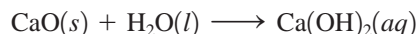
All the hydroxides of the Group 1A elements ( $\text{LiOH}$ ,  $\text{NaOH}$ ,  $\text{KOH}$ ,  $\text{RbOH}$ , and  $\text{CsOH}$ ) are strong bases, but only  $\text{NaOH}$  and  $\text{KOH}$  are common laboratory reagents, because the lithium, rubidium, and cesium compounds are expensive. The alkaline earth (Group 2A) hydroxides— $\text{Ca}(\text{OH})_2$ ,  $\text{Ba}(\text{OH})_2$ , and  $\text{Sr}(\text{OH})_2$ —are also strong bases. For these compounds, two moles of hydroxide ion are produced for every mole of metal hydroxide dissolved in aqueous solution.

The alkaline earth hydroxides are not very soluble and are used only when the solubility factor is not important. In fact, the low solubility of these bases can sometimes be an advantage. For example, many antacids are suspensions of metal hydroxides, such as aluminum hydroxide and magnesium hydroxide. The low solubility of these compounds prevents a large hydroxide ion concentration that would harm the tissues of the mouth, esophagus, and stomach. Yet these suspensions furnish plenty of hydroxide ion to react with the stomach acid, since the salts dissolve as this reaction proceeds.

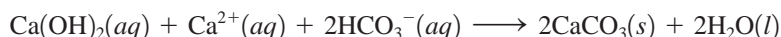
Calcium hydroxide,  $\text{Ca}(\text{OH})_2$ , often called **slaked lime**, is widely used in industry because it is inexpensive and plentiful. For example, slaked lime is used in scrubbing stack gases to remove sulfur dioxide from the exhaust of power plants and factories. In the scrubbing process a suspension of slaked lime is sprayed into the stack gases to react with sulfur dioxide gas according to the following steps:



Slaked lime is also widely used in water treatment plants for softening hard water, which involves the removal of ions, such as  $\text{Ca}^{2+}$  and  $\text{Mg}^{2+}$ , that hamper the action of detergents. The softening method most often employed in water treatment plants is the **lime–soda process**, in which *lime* ( $\text{CaO}$ ) and *soda ash* ( $\text{Na}_2\text{CO}_3$ ) are added to the water. As we will see in more detail later in this chapter, the  $\text{CO}_3^{2-}$  ion reacts with water to produce the  $\text{HCO}_3^-$  ion. When the lime is added to the water, it forms slaked lime, that is,



which then reacts with the  $\text{HCO}_3^-$  ion from the added soda ash and the  $\text{Ca}^{2+}$  ion in the hard water to produce calcium carbonate:



↑  
From hard water

Thus, for every mole of  $\text{Ca}(\text{OH})_2$  consumed, 1 mole of  $\text{Ca}^{2+}$  is removed from the hard water, thereby softening it. Some hard water naturally contains bicarbonate ions. In this case, no soda ash is needed—simply adding the lime produces the softening.

Calculating the pH of a strong base solution is relatively simple, as illustrated in Example 14.12.

In a basic solution at 25°C,  $\text{pH} > 7$ .



An antacid containing aluminum and magnesium hydroxides.

Calcium carbonate is also used in scrubbing, as discussed in Section 5.10.

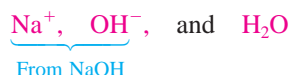
**EXAMPLE 14.12** — The pH of Strong Bases

Major Species


 Calculate the pH of a  $5.0 \times 10^{-2} M$  NaOH solution.

**Solution**

The major species in this solution are


 Although autoionization of water also produces OH<sup>-</sup> ions, the pH will be dominated by the OH<sup>-</sup> ions from the dissolved NaOH. Thus, in the solution,

$$[\text{OH}^-] = 5.0 \times 10^{-2} M$$

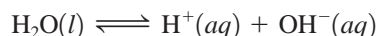
 and the concentration of H<sup>+</sup> can be calculated from  $K_w$ :

$$[\text{H}^+] = \frac{K_w}{[\text{OH}^-]} = \frac{1.0 \times 10^{-14}}{5.0 \times 10^{-2}} = 2.0 \times 10^{-13} M$$

$$\text{pH} = 12.70$$

Note that this is a basic solution for which

$$[\text{OH}^-] > [\text{H}^+] \text{ and } \text{pH} > 7$$

 The added OH<sup>-</sup> from the salt has shifted the water autoionization equilibrium

 to the left, significantly lowering [H<sup>+</sup>] compared with that in pure water.

**SEE EXERCISES 14.87 THROUGH 14.90**

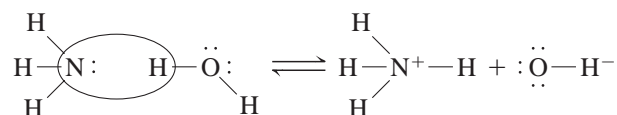
A base does not have to contain hydroxide ion.

Many types of proton acceptors (bases) do not contain the hydroxide ion. However, when dissolved in water, these substances increase the concentration of hydroxide ion because of their reaction with water. For example, ammonia reacts with water as follows:



The ammonia molecule accepts a proton and thus functions as a base. Water is the acid in this reaction. Note that even though the base ammonia contains no hydroxide ion, it still increases the concentration of hydroxide ion to yield a basic solution.

Bases such as ammonia typically have at least one unshared pair of electrons that is capable of forming a bond with a proton. The reaction of an ammonia molecule with a water molecule can be represented as follows:



There are many bases like ammonia that produce hydroxide ion by reaction with water. In most of these bases, the lone pair is located on a nitrogen atom. Some examples are

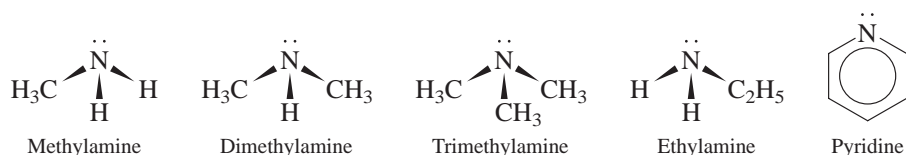


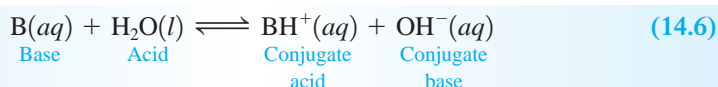
Table 14.3 ► Values of  $K_b$  for Some Common Weak Bases

Name	Formula	Conjugate Acid	$K_b$
Ammonia	$\text{NH}_3$	$\text{NH}_4^+$	$1.8 \times 10^{-5}$
Methylamine	$\text{CH}_3\text{NH}_2$	$\text{CH}_3\text{NH}_3^+$	$4.38 \times 10^{-4}$
Ethylamine	$\text{C}_2\text{H}_5\text{NH}_2$	$\text{C}_2\text{H}_5\text{NH}_3^+$	$5.6 \times 10^{-4}$
Aniline	$\text{C}_6\text{H}_5\text{NH}_2$	$\text{C}_6\text{H}_5\text{NH}_3^+$	$3.8 \times 10^{-10}$
Pyridine	$\text{C}_5\text{H}_5\text{N}$	$\text{C}_5\text{H}_5\text{NH}^+$	$1.7 \times 10^{-9}$

Note that the first four bases can be thought of as substituted ammonia molecules with hydrogen atoms replaced by methyl ( $\text{CH}_3$ ) or ethyl ( $\text{C}_2\text{H}_5$ ) groups. The pyridine molecule is like benzene



except that a nitrogen atom replaces one of the carbon atoms in the ring. The general reaction between a base B and water is given by



The equilibrium constant for this general reaction is

$$K_b = \frac{[\text{BH}^+][\text{OH}^-]}{[\text{B}]}$$

Appendix 5.3 contains a table of  $K_b$  values.

where  $K_b$  always refers to the reaction of a base with water to form the conjugate acid and the hydroxide ion.

Bases of the type represented by B in Equation (14.6) compete with  $\text{OH}^-$ , a very strong base, for the  $\text{H}^+$  ion. Thus their  $K_b$  values tend to be small (for example, for ammonia,  $K_b = 1.8 \times 10^{-5}$ ), and they are called **weak bases**. The values of  $K_b$  for some common weak bases are listed in Table 14.3.

Refer to the steps for solving weak acid equilibrium problems. Use the same systematic approach for weak base equilibrium problems.

Typically, pH calculations for solutions of weak bases are very similar to those for weak acids, as illustrated by Examples 14.13 and 14.14.

### EXAMPLE 14.13 The pH of Weak Bases I

Calculate the pH for a 15.0 M solution of  $\text{NH}_3$  ( $K_b = 1.8 \times 10^{-5}$ ).

#### Solution

Since ammonia is a weak base, as can be seen from its small  $K_b$  value, most of the dissolved  $\text{NH}_3$  will remain as  $\text{NH}_3$ . Thus the major species in solution are

Major Species



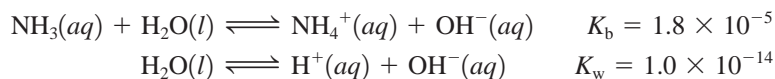
$\text{NH}_3$



$\text{H}_2\text{O}$

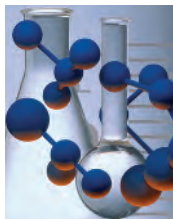
$\text{NH}_3$  and  $\text{H}_2\text{O}$

Both these substances can produce  $\text{OH}^-$  according to the reactions



However, the contribution from water can be neglected, since  $K_b \gg K_w$ . The equilibrium for  $\text{NH}_3$  will dominate, and the equilibrium expression to be used is

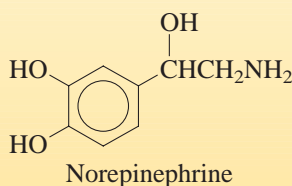
$$K_b = 1.8 \times 10^{-5} = \frac{[\text{NH}_4^+][\text{OH}^-]}{[\text{NH}_3]}$$



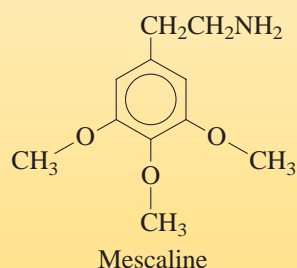
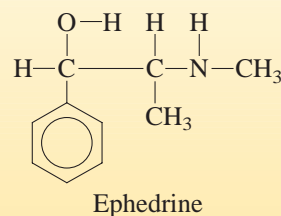
## chemical connections

### Amines

We have seen that many bases have nitrogen atoms with one lone pair and can be viewed as substituted ammonia molecules, with the general formula  $R_xNH_{(3-x)}$ . Compounds of this type are called **amines**. Amines are widely distributed in animals and plants, and complex amines often serve as messengers or regulators. For example, in the human nervous system, there are two amine stimulants, *norepinephrine* and *adrenaline*.



*Ephedrine*, widely used as a decongestant, was a known drug in China over 2000 years ago. Indians in Mexico and the Southwest have used the hallucinogen *mescaline*, extracted from the peyote cactus, for centuries.



The appropriate concentrations are

Initial Concentration (mol/L)		Equilibrium Concentration (mol/L)
$[\text{NH}_3]_0 = 15.0$	$\xrightarrow[\text{H}_2\text{O to reach equilibrium}]{\text{NH}_3 \text{ reacts with } x \text{ mol/L}}$	$[\text{NH}_3] = 15.0 - x$
$[\text{NH}_4^+]_0 = 0$		$[\text{NH}_4^+] = x$
$[\text{OH}^-]_0 \approx 0$		$[\text{OH}^-] = x$

In terms of an ICE table, these concentrations are

	$\text{NH}_3(aq)$	+	$\text{H}_2\text{O}(l)$	$\rightleftharpoons$	$\text{NH}_4^+(aq)$	+	$\text{OH}^-(aq)$
<b>Initial:</b>	15.0		—		0		0
<b>Change:</b>	$-x$		—		$+x$		$+x$
<b>Equilibrium:</b>	$15.0 - x$		—		$x$		$x$

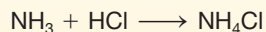
Substituting the equilibrium concentrations into the equilibrium expression and making the usual approximation gives

$$K_b = 1.8 \times 10^{-5} = \frac{[\text{NH}_4^+][\text{OH}^-]}{[\text{NH}_3]} = \frac{(x)(x)}{15.0 - x} \approx \frac{x^2}{15.0}$$

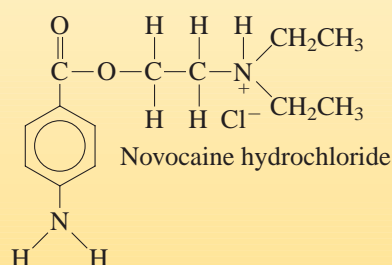
Thus

$$x \approx 1.6 \times 10^{-2}$$

Many other drugs, such as codeine and quinine, are amines, but they are usually not used in their pure amine forms. Instead, they are treated with an acid to become acid salts. An example of an acid salt is ammonium chloride, obtained by the reaction



Amines also can be protonated in this way. The resulting acid salt, written as  $\text{AHCl}$  (where A represents the amine), contains  $\text{AH}^+$  and  $\text{Cl}^-$ . In general, the acid salts are more stable and more soluble in water than the parent amines. For instance, the parent amine of the well-known local anesthetic *novocaine* is insoluble in water, whereas the acid salt is much more soluble.



Peyote cactus growing on a rock.

The 5% rule validates the approximation (check it yourself), so

$$[\text{OH}^-] = 1.6 \times 10^{-2} \text{ M}$$

Since we know that  $K_w$  must be satisfied for this solution, we can calculate  $[\text{H}^+]$  as follows:

$$[\text{H}^+] = \frac{K_w}{[\text{OH}^-]} = \frac{1.0 \times 10^{-14}}{1.6 \times 10^{-2}} = 6.3 \times 10^{-13} \text{ M}$$

Therefore,  $\text{pH} = -\log(6.3 \times 10^{-13}) = 12.20$

**SEE EXERCISES 14.93 AND 14.94**

A table of  $K_b$  values for bases is also given in Appendix 5.3.

Example 14.13 illustrates how a typical weak base equilibrium problem should be solved. Note two additional important points:

1. We calculated  $[\text{H}^+]$  from  $K_w$  and then calculated the pH, but another method is available. The pOH could have been calculated from  $[\text{OH}^-]$  and then used in Equation (14.3):

$$\begin{aligned} \text{p}K_w &= 14.00 = \text{pH} + \text{pOH} \\ \text{pH} &= 14.00 - \text{pOH} \end{aligned}$$

2. In a  $15.0 \text{ M}$   $\text{NH}_3$  solution, the equilibrium concentrations of  $\text{NH}_4^+$  and  $\text{OH}^-$  are each  $1.6 \times 10^{-2} \text{ M}$ . Only a small percentage,

$$\frac{1.6 \times 10^{-2}}{15.0} \times 100\% = 0.11\%$$

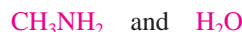
of the ammonia reacts with water. Bottles containing 15.0 M NH<sub>3</sub> solution are often labeled 15.0 M NH<sub>4</sub>OH, but as you can see from these results, 15.0 M NH<sub>3</sub> is actually a much more accurate description of the solution contents.

### EXAMPLE 14.14 The pH of Weak Bases II

Calculate the pH of a 1.0 M solution of methylamine ( $K_b = 4.38 \times 10^{-4}$ ).

#### Solution

Since methylamine (CH<sub>3</sub>NH<sub>2</sub>) is a weak base, the major species in solution are



Both are bases; however, water can be neglected as a source of OH<sup>-</sup>, so the dominant equilibrium is



and

$$K_b = 4.38 \times 10^{-4} = \frac{[\text{CH}_3\text{NH}_3^+][\text{OH}^-]}{[\text{CH}_3\text{NH}_2]}$$

The ICE table is:

	CH <sub>3</sub> NH <sub>2</sub> (aq)	+	H <sub>2</sub> O(l)	⇌	CH <sub>3</sub> NH <sub>3</sub> <sup>+</sup> (aq)	+	OH <sup>-</sup> (aq)
<b>Initial:</b>	1.0		—		0		0
<b>Change:</b>	-x		—		+x		+x
<b>Equilibrium:</b>	1.0 - x		—		x		x

Substituting the equilibrium concentrations in the equilibrium expression and making the usual approximation give

$$K_b = 4.38 \times 10^{-4} = \frac{[\text{CH}_3\text{NH}_3^+][\text{OH}^-]}{[\text{CH}_3\text{NH}_2]} = \frac{(x)(x)}{1.0 - x} \approx \frac{x^2}{1.0}$$

and

$$x \approx 2.1 \times 10^{-2}$$

The approximation is valid by the 5% rule, so

$$[\text{OH}^-] = x = 2.1 \times 10^{-2} M$$

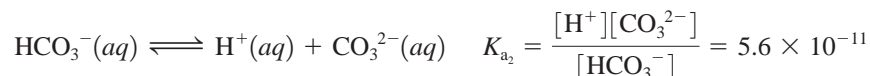
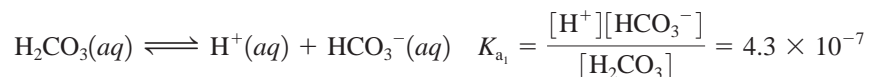
$$\text{pOH} = 1.68$$

$$\text{pH} = 14.00 - 1.68 = 12.32$$

SEE EXERCISES 14.95 AND 14.96

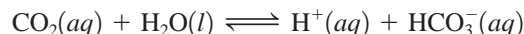
## 14.7 ► Polyprotic Acids

Some important acids, such as sulfuric acid (H<sub>2</sub>SO<sub>4</sub>) and phosphoric acid (H<sub>3</sub>PO<sub>4</sub>), can furnish more than one proton and are called **polyprotic acids**. A polyprotic acid always dissociates in a *stepwise* manner, one proton at a time. For example, the diprotic (two-proton) acid carbonic acid (H<sub>2</sub>CO<sub>3</sub>), which is so important in maintaining a constant pH in human blood, dissociates in the following steps:



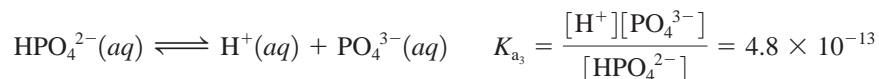
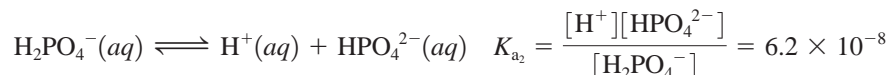
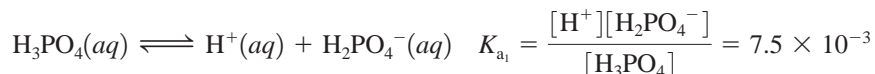
The successive  $K_a$  values for the dissociation equilibria are designated  $K_{a_1}$  and  $K_{a_2}$ . Note that the conjugate base  $\text{HCO}_3^-$  of the first dissociation equilibrium becomes the acid in the second step.

Carbonic acid is formed when carbon dioxide gas is dissolved in water. In fact, the first dissociation step for carbonic acid is best represented by the reaction



since relatively little  $\text{H}_2\text{CO}_3$  actually exists in solution. However, it is convenient to consider  $\text{CO}_2$  in water as  $\text{H}_2\text{CO}_3$  so that we can treat such solutions using the familiar dissociation reactions for weak acids.

Phosphoric acid is a **triprotic acid** (three protons) that dissociates in the following steps:



For a typical weak polyprotic acid,

$$K_{a_1} > K_{a_2} > K_{a_3}$$

That is, the acid involved in each step of the dissociation is successively weaker, as shown by the stepwise dissociation constants given in Table 14.4. These values indicate that the loss of a second or third proton occurs less readily than loss of the first proton. This is not surprising; as the negative charge on the acid increases, it becomes more difficult to remove the positively charged proton.

Although we might expect the pH calculations for solutions of polyprotic acids to be complicated, the most common cases are surprisingly straightforward. To illustrate, we will consider a typical case, phosphoric acid, and a unique case, sulfuric acid.

## Phosphoric Acid

Phosphoric acid is typical of most polyprotic acids in that the successive  $K_a$  values are very different. For example, the ratios of successive  $K_a$  values (from Table 14.4) are

$$\frac{K_{a_1}}{K_{a_2}} = \frac{7.5 \times 10^{-3}}{6.2 \times 10^{-8}} = 1.2 \times 10^5$$

$$\frac{K_{a_2}}{K_{a_3}} = \frac{6.2 \times 10^{-8}}{4.8 \times 10^{-13}} = 1.3 \times 10^5$$

A table of  $K_a$  values for polyprotic acids is also given in Appendix 5.2.

**Table 14.4** ▶ Stepwise Dissociation Constants for Several Common Polyprotic Acids

Name	Formula	$K_{a_1}$	$K_{a_2}$	$K_{a_3}$
Phosphoric acid	$\text{H}_3\text{PO}_4$	$7.5 \times 10^{-3}$	$6.2 \times 10^{-8}$	$4.8 \times 10^{-13}$
Arsenic acid	$\text{H}_3\text{AsO}_4$	$5 \times 10^{-3}$	$8 \times 10^{-8}$	$6 \times 10^{-10}$
Carbonic acid	$\text{H}_2\text{CO}_3$	$4.3 \times 10^{-7}$	$5.6 \times 10^{-11}$	
Sulfuric acid	$\text{H}_2\text{SO}_4$	Large	$1.2 \times 10^{-2}$	
Sulfurous acid	$\text{H}_2\text{SO}_3$	$1.5 \times 10^{-2}$	$1.0 \times 10^{-7}$	
Hydrosulfuric acid*	$\text{H}_2\text{S}$	$1.0 \times 10^{-7}$	$\sim 10^{-19}$	
Oxalic acid	$\text{H}_2\text{C}_2\text{O}_4$	$6.5 \times 10^{-2}$	$6.1 \times 10^{-5}$	
Ascorbic acid (vitamin C)	$\text{H}_2\text{C}_6\text{H}_6\text{O}_6$	$7.9 \times 10^{-5}$	$1.6 \times 10^{-12}$	

\*The  $K_{a_2}$  value for  $\text{H}_2\text{S}$  is very uncertain. Because it is so small, the  $K_{a_2}$  value is very difficult to measure accurately.



For a typical polyprotic acid in water, only the first dissociation step is important in determining the pH.

Thus the relative acid strengths are



This means that in a solution prepared by dissolving  $\text{H}_3\text{PO}_4$  in water, *only the first dissociation step makes an important contribution to  $[\text{H}^+]$* . This greatly simplifies the pH calculations for phosphoric acid solutions, as is illustrated in Example 14.15.

### EXAMPLE 14.15 The pH of a Polyprotic Acid

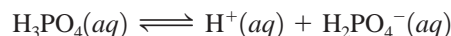
Calculate the pH of a 5.0 M  $\text{H}_3\text{PO}_4$  solution and the equilibrium concentrations of the species  $\text{H}_3\text{PO}_4$ ,  $\text{H}_2\text{PO}_4^-$ ,  $\text{HPO}_4^{2-}$ , and  $\text{PO}_4^{3-}$ .

#### Solution

The major species in solution are



None of the dissociation products of  $\text{H}_3\text{PO}_4$  is written, since the  $K_a$  values are all so small that they will be minor species. The dominant equilibrium is the dissociation of  $\text{H}_3\text{PO}_4$ :



where

$$K_{a_1} = 7.5 \times 10^{-3} = \frac{[\text{H}^+][\text{H}_2\text{PO}_4^-]}{[\text{H}_3\text{PO}_4]}$$

The ICE table is:

	$\text{H}_3\text{PO}_4(aq)$	$\rightleftharpoons$	$\text{H}^+(aq)$	+	$\text{H}_2\text{PO}_4^-(aq)$
<b>Initial:</b>	5.0		0		0
<b>Change:</b>	$-x$		$+x$		$+x$
<b>Equilibrium:</b>	$5.0 - x$		$x$		$x$

Substituting the equilibrium concentrations into the expression for  $K_{a_1}$  and making the usual approximation give

$$K_{a_1} = 7.5 \times 10^{-3} = \frac{[\text{H}^+][\text{H}_2\text{PO}_4^-]}{[\text{H}_3\text{PO}_4]} = \frac{(x)(x)}{5.0 - x} \approx \frac{x^2}{5.0}$$

Thus

$$x \approx 1.9 \times 10^{-1}$$

Since  $1.9 \times 10^{-1}$  is less than 5% of 5.0, the approximation is acceptable, and

$$\begin{aligned} [\text{H}^+] &= x = 0.19 \text{ M} \\ \text{pH} &= 0.72 \end{aligned}$$

So far we have determined that

$$[\text{H}^+] = [\text{H}_2\text{PO}_4^-] = 0.19 \text{ M}$$

and

$$[\text{H}_3\text{PO}_4] = 5.0 - x = 4.8 \text{ M}$$

The concentration of  $\text{HPO}_4^{2-}$  can be obtained by using the expression for  $K_{a_2}$ :

$$K_{a_2} = 6.2 \times 10^{-8} = \frac{[\text{H}^+][\text{HPO}_4^{2-}]}{[\text{H}_2\text{PO}_4^-]}$$

where

$$[\text{H}^+] = [\text{H}_2\text{PO}_4^-] = 0.19 \text{ M}$$

Thus

$$[\text{HPO}_4^{2-}] = K_{a_2} = 6.2 \times 10^{-8} \text{ M}$$

To calculate  $[\text{PO}_4^{3-}]$ , we use the expression for  $K_{a_3}$  and the values of  $[\text{H}^+]$  and  $[\text{HPO}_4^{2-}]$  calculated previously:

$$K_{a_3} = \frac{[\text{H}^+][\text{PO}_4^{3-}]}{[\text{HPO}_4^{2-}]} = 4.8 \times 10^{-13} = \frac{0.19[\text{PO}_4^{3-}]}{(6.2 \times 10^{-8})}$$

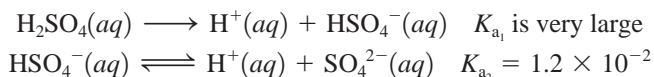
$$[\text{PO}_4^{3-}] = \frac{(4.8 \times 10^{-13})(6.2 \times 10^{-8})}{0.19} = 1.6 \times 10^{-19} \text{ M}$$

These results show that the second and third dissociation steps do not make an important contribution to  $[\text{H}^+]$ . This is apparent from the fact that  $[\text{HPO}_4^{2-}]$  is  $6.2 \times 10^{-8} \text{ M}$ , which means that only  $6.2 \times 10^{-8} \text{ mol/L}$   $\text{H}_2\text{PO}_4^-$  has dissociated. The value of  $[\text{PO}_4^{3-}]$  shows that the dissociation of  $\text{HPO}_4^{2-}$  is even smaller. We must, however, use the second and third dissociation steps to calculate  $[\text{HPO}_4^{2-}]$  and  $[\text{PO}_4^{3-}]$ , since these steps are the only sources of these ions.

SEE EXERCISES 14.105 AND 14.106

## Sulfuric Acid

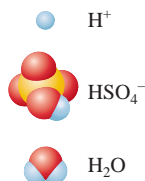
Sulfuric acid is unique among the common acids in that it is a *strong acid in its first dissociation step and a weak acid in its second step*:



Example 14.16 illustrates how to calculate the pH for sulfuric acid solutions.

### EXAMPLE 14.16 The pH of Sulfuric Acid

Major Species



Calculate the pH of a 1.0 M  $\text{H}_2\text{SO}_4$  solution.

#### Solution

The major species in the solution are



where the first two ions are produced by the complete first dissociation step of  $\text{H}_2\text{SO}_4$ . The concentration of  $\text{H}^+$  in this solution will be at least 1.0 M, since this amount is produced by the first dissociation step of  $\text{H}_2\text{SO}_4$ . We must now answer this question: Does the  $\text{HSO}_4^-$  ion dissociate enough to produce a significant contribution to the concentration of  $\text{H}^+$ ? This question can be answered by calculating the equilibrium concentrations for the dissociation reactions of  $\text{HSO}_4^-$ :



where

$$K_{a_2} = 1.2 \times 10^{-2} = \frac{[\text{H}^+][\text{SO}_4^{2-}]}{[\text{HSO}_4^-]}$$

The ICE table is:



A bottle of sulfuric acid.

	$\text{HSO}_4^-(aq)$	$\rightleftharpoons$	$\text{H}^+(aq)$	+	$\text{SO}_4^{2-}(aq)$
<b>Initial:</b>	1.0		1.0		0
<b>Change:</b>	$-x$		$+x$		$+x$
<b>Equilibrium:</b>	$1.0 - x$		$1.0 + x$		$x$

Note that  $[\text{H}^+]_0$  is not equal to zero, as it usually is for a weak acid, because the first dissociation step has already occurred. Substituting the equilibrium concentrations into the expression for  $K_{a_2}$  and making the usual approximation give

$$K_{a_2} = 1.2 \times 10^{-2} = \frac{[\text{H}^+][\text{SO}_4^{2-}]}{[\text{HSO}_4^-]} = \frac{(1.0 + x)(x)}{1.0 - x} \approx \frac{(1.0)(x)}{(1.0)}$$

Thus  $x \approx 1.2 \times 10^{-2}$

Since  $1.2 \times 10^{-2}$  is 1.2% of 1.0, the approximation is valid according to the 5% rule. Note that  $x$  is not equal to  $[\text{H}^+]$  in this case. Instead,

$$\begin{aligned} [\text{H}^+] &= 1.0 M + x = 1.0 M + (1.2 \times 10^{-2}) M \\ &= 1.0 M \quad (\text{to the correct number of significant figures}) \end{aligned}$$

Thus the dissociation of  $\text{HSO}_4^-$  does not make a significant contribution to the concentration of  $\text{H}^+$ , and

$$[\text{H}^+] = 1.0 M \quad \text{and} \quad \text{pH} = 0.00$$

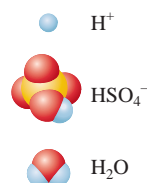
## SEE EXERCISE 14.109

Only in dilute  $\text{H}_2\text{SO}_4$  solutions does the second dissociation step contribute significantly to  $[\text{H}^+]$ .

Example 14.16 illustrates the most common case for sulfuric acid in which only the first dissociation makes an important contribution to the concentration of  $\text{H}^+$ . In solutions more dilute than 1.0 M (for example, 0.10 M  $\text{H}_2\text{SO}_4$ ), the dissociation of  $\text{HSO}_4^-$  is important, and solving the problem requires use of the quadratic formula, as shown in Example 14.17.

## EXAMPLE 14.17 The pH of Sulfuric Acid

Major Species



Calculate the pH of a  $1.00 \times 10^{-2} M$   $\text{H}_2\text{SO}_4$  solution.

**Solution**

The major species in solution are



Proceeding as in Example 14.16, we consider the dissociation of  $\text{HSO}_4^-$ , which leads to the following ICE table:

	$\text{HSO}_4^-(aq)$	$\rightleftharpoons$	$\text{H}^+(aq)$	+	$\text{SO}_4^{2-}(aq)$
<b>Initial:</b>	0.0100		0.0100		0
			<i>From dissociation of <math>\text{H}_2\text{SO}_4</math></i>		
<b>Change:</b>	$-x$		$+x$		$+x$
<b>Equilibrium:</b>	$0.0100 - x$		$0.0100 + x$		$x$

Substituting the equilibrium concentrations into the expression for  $K_{a_2}$  gives

$$1.2 \times 10^{-2} = K_{a_2} = \frac{[\text{H}^+][\text{SO}_4^{2-}]}{[\text{HSO}_4^-]} = \frac{(0.0100 + x)(x)}{(0.0100 - x)}$$

If we make the usual approximation, then  $0.0100 + x \approx 0.0100$  and  $0.0100 - x \approx 0.0100$ , and we have

$$1.2 \times 10^{-2} = \frac{(0.0100 + x)(x)}{(0.0100 - x)} \approx \frac{(0.0100)x}{(0.0100)}$$

The calculated value of  $x$  is

$$x = 1.2 \times 10^{-2} = 0.012$$

This value is larger than 0.010, clearly a ridiculous result. Thus we cannot make the usual approximation and must instead solve the quadratic equation. The expression

$$1.2 \times 10^{-2} = \frac{(0.0100 + x)(x)}{(0.0100 - x)}$$

leads to

$$\begin{aligned} (1.2 \times 10^{-2})(0.0100 - x) &= (0.0100 + x)(x) \\ (1.2 \times 10^{-4}) - (1.2 \times 10^{-2})x &= (1.0 \times 10^{-2})x + x^2 \\ x^2 + (2.2 \times 10^{-2})x - (1.2 \times 10^{-4}) &= 0 \end{aligned}$$

This equation can be solved using the quadratic formula

$$x = \frac{-b \pm \sqrt{b^2 - 4ac}}{2a}$$

where  $a = 1$ ,  $b = 2.2 \times 10^{-2}$ , and  $c = -1.2 \times 10^{-4}$ . Use of the quadratic formula gives one negative root (which cannot be correct) and one positive root,

$$x = 4.5 \times 10^{-3}$$

Thus  $[\text{H}^+] = 0.0100 + x = 0.0100 + 0.0045 = 0.0145$

and

$$\text{pH} = 1.84$$

Note that in this case the second dissociation step produces about half as many  $\text{H}^+$  ions as the initial step does.

This problem also can be solved by successive approximations, a method illustrated in Appendix 1.4.

SEE EXERCISE 14.110

### Let's Review

#### Characteristics of Weak Polyprotic Acids

- Typically, successive  $K_a$  values are so much smaller than the first value that only the first dissociation step makes a significant contribution to the equilibrium concentration of  $\text{H}^+$ . This means that the calculation of the pH for a solution of a typical weak polyprotic acid is identical to that for a solution of a weak monoprotic acid.
- Sulfuric acid is unique in being a strong acid in its first dissociation step and a weak acid in its second step. For relatively concentrated solutions of sulfuric acid (1.0 M or higher), the large concentration of  $\text{H}^+$  from the first dissociation step represses the second step, which can be neglected as a contributor of  $\text{H}^+$  ions. For dilute solutions of sulfuric acid, the second step does make a significant contribution, and the quadratic equation must be used to obtain the total  $\text{H}^+$  concentration.

## 14.8 ► Acid–Base Properties of Salts

**Salt** is simply another name for *ionic compound*. When a salt dissolves in water, we assume that it breaks up into its ions, which move about independently, at least in dilute solutions. Under certain conditions, these ions can behave as acids or bases. In this section we explore such reactions.

The salt of a strong acid and a strong base gives a neutral solution.

Major Species



## Salts That Produce Neutral Solutions

Recall that the conjugate base of a strong acid has virtually no affinity for protons in water. This is why strong acids completely dissociate in aqueous solution. Thus, when anions such as Cl<sup>-</sup> and NO<sub>3</sub><sup>-</sup> are placed in water, they do not combine with H<sup>+</sup> and have no effect on the pH. Cations such as K<sup>+</sup> and Na<sup>+</sup> from strong bases have no affinity for H<sup>+</sup>, nor can they produce H<sup>+</sup>, so they too have no effect on the pH of an aqueous solution. Salts that consist of the cations of strong bases and the anions of strong acids have no effect on [H<sup>+</sup>] when dissolved in water. This means that aqueous solutions of salts such as KCl, NaCl, NaNO<sub>3</sub>, and KNO<sub>3</sub> are neutral (have a pH of 7).

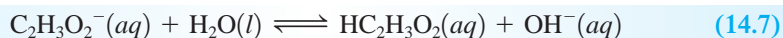
## Salts That Produce Basic Solutions

In an aqueous solution of sodium acetate (NaC<sub>2</sub>H<sub>3</sub>O<sub>2</sub>), the major species are



What are the acid–base properties of each component? The Na<sup>+</sup> ion has neither acid nor base properties. The C<sub>2</sub>H<sub>3</sub>O<sub>2</sub><sup>-</sup> ion is the conjugate base of acetic acid, a weak acid. This means that C<sub>2</sub>H<sub>3</sub>O<sub>2</sub><sup>-</sup> has a significant affinity for a proton and is a base. Finally, water is a weakly amphoteric substance.

The pH of this solution will be determined by the C<sub>2</sub>H<sub>3</sub>O<sub>2</sub><sup>-</sup> ion. Since C<sub>2</sub>H<sub>3</sub>O<sub>2</sub><sup>-</sup> is a base, it will react with the best proton donor available. In this case, water is the *only* source of protons, and the reaction between the acetate ion and water is



Note that this reaction, which yields a basic solution, involves a *base reacting with water to produce hydroxide ion and a conjugate acid*. We have defined  $K_b$  as the equilibrium constant for such a reaction. In this case,

$$K_b = \frac{[\text{HC}_2\text{H}_3\text{O}_2][\text{OH}^-]}{[\text{C}_2\text{H}_3\text{O}_2^-]}$$

The value of  $K_a$  for acetic acid is well known ( $1.8 \times 10^{-5}$ ). But how can we obtain the  $K_b$  value for the acetate ion? The answer lies in the relationships among  $K_a$ ,  $K_b$ , and  $K_w$ . Note that when the expression for  $K_a$  for acetic acid is multiplied by the expression for  $K_b$  for the acetate ion, the result is  $K_w$ :

$$K_a \times K_b = \frac{[\text{H}^+][\text{C}_2\text{H}_3\text{O}_2^-]}{[\text{HC}_2\text{H}_3\text{O}_2]} \times \frac{[\text{HC}_2\text{H}_3\text{O}_2][\text{OH}^-]}{[\text{C}_2\text{H}_3\text{O}_2^-]} = [\text{H}^+][\text{OH}^-] = K_w$$

This is a very important result. For any weak acid and its conjugate base,

$$K_a \times K_b = K_w$$

Thus, when either  $K_a$  or  $K_b$  is known, the other can be calculated. For the acetate ion,

$$K_b = \frac{K_w}{K_a \text{ (for HC}_2\text{H}_3\text{O}_2)} = \frac{1.0 \times 10^{-14}}{1.8 \times 10^{-5}} = 5.6 \times 10^{-10}$$

This is the  $K_b$  value for the reaction described by Equation (14.7). Note that it is obtained from the  $K_a$  value of the parent weak acid, in this case acetic acid. The sodium acetate solution is an example of an important general case. For any salt whose cation has neutral properties (such as Na<sup>+</sup> or K<sup>+</sup>) and whose anion is the conjugate base of a weak acid, the aqueous solution will be basic. The  $K_b$  value for the anion can be obtained from the relationship  $K_b = K_w/K_a$ . Equilibrium calculations of this type are illustrated in Example 14.18.

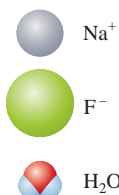
A basic solution is formed if the anion of the salt is the conjugate base of a weak acid.

**EXAMPLE 14.18** — **Salts as Weak Bases**

Calculate the pH of a 0.30 M NaF solution. The  $K_a$  value for HF is  $7.2 \times 10^{-4}$ .

**Solution**

Major Species



The major species in solution are



Since HF is a weak acid, the F<sup>-</sup> ion must have a significant affinity for protons, and the dominant reaction will be



which yields the  $K_b$  expression

$$K_b = \frac{[\text{HF}][\text{OH}^-]}{[\text{F}^-]}$$

The value of  $K_b$  can be calculated from  $K_w$  and the  $K_a$  value for HF:

$$K_b = \frac{K_w}{K_a(\text{for HF})} = \frac{1.0 \times 10^{-14}}{7.2 \times 10^{-4}} = 1.4 \times 10^{-11}$$

The corresponding ICE table is:

	F <sup>-</sup> (aq)	+	H <sub>2</sub> O(l)	⇌	HF(aq)	+	OH <sup>-</sup> (aq)
<b>Initial:</b>	0.30		—		0		≈ 0
<b>Change:</b>	-x		—		+x		+x
<b>Equilibrium:</b>	0.30 - x		—		x		x

Thus 
$$K_b = 1.4 \times 10^{-11} = \frac{[\text{HF}][\text{OH}^-]}{[\text{F}^-]} = \frac{(x)(x)}{0.30 - x} \approx \frac{x^2}{0.30}$$

and

$$x \approx 2.0 \times 10^{-6}$$

The approximation is valid by the 5% rule, so

$$[\text{OH}^-] = x = 2.0 \times 10^{-6} \text{ M}$$

$$\text{pOH} = 5.69$$

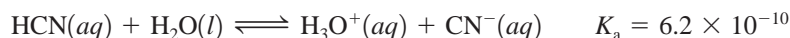
$$\text{pH} = 14.00 - 5.69 = 8.31$$

As expected, the solution is basic.

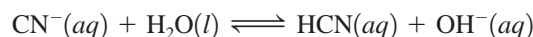
**SEE EXERCISE 14.115**

## Base Strength in Aqueous Solutions

To emphasize the concept of base strength, let us consider the basic properties of the cyanide ion. One relevant reaction is the dissociation of hydrocyanic acid in water:



Since HCN is such a weak acid, CN<sup>-</sup> appears to be a *strong* base, showing a very high affinity for H<sup>+</sup> compared to H<sub>2</sub>O, with which it is competing. However, we also need to look at the reaction in which cyanide ion reacts with water:



where

$$K_b = \frac{K_w}{K_a} = \frac{1.0 \times 10^{-14}}{6.2 \times 10^{-10}} = 1.6 \times 10^{-5}$$

In this reaction  $\text{CN}^-$  appears to be a weak base; the  $K_b$  value is only  $1.6 \times 10^{-5}$ . What accounts for this apparent difference in base strength? The key idea is that in the reaction of  $\text{CN}^-$  with  $\text{H}_2\text{O}$ ,  $\text{CN}^-$  is competing with  $\text{OH}^-$  for  $\text{H}^+$ , instead of competing with  $\text{H}_2\text{O}$ , as it does in the  $\text{HCN}$  dissociation reaction. These equilibria show the following relative base strengths:



Similar arguments can be made for other “weak” bases, such as ammonia, the acetate ion, the fluoride ion, and so on.

## Salts That Produce Acidic Solutions

Some salts produce acidic solutions when dissolved in water. For example, when solid  $\text{NH}_4\text{Cl}$  is dissolved in water,  $\text{NH}_4^+$  and  $\text{Cl}^-$  ions are present, with  $\text{NH}_4^+$  behaving as a weak acid:



The  $\text{Cl}^-$  ion, having virtually no affinity for  $\text{H}^+$  in water, does not affect the pH of the solution.

In general, salts in which the anion is not a base and the cation is the conjugate acid of a weak base produce acidic solutions.

### EXAMPLE 14.19

### Salts as Weak Acids I

Calculate the pH of a 0.10 M  $\text{NH}_4\text{Cl}$  solution. The  $K_b$  value for  $\text{NH}_3$  is  $1.8 \times 10^{-5}$ .

#### Solution

The major species in solution are



Note that both  $\text{NH}_4^+$  and  $\text{H}_2\text{O}$  can produce  $\text{H}^+$ . The dissociation reaction for the  $\text{NH}_4^+$  ion is



for which

$$K_a = \frac{[\text{NH}_3][\text{H}^+]}{[\text{NH}_4^+]}$$

Note that although the  $K_b$  value for  $\text{NH}_3$  is given, the reaction corresponding to  $K_b$  is not appropriate here, since  $\text{NH}_3$  is not a major species in the solution. Instead, the given value of  $K_b$  is used to calculate  $K_a$  for  $\text{NH}_4^+$  from the relationship

$$K_a \times K_b = K_w$$

$$\text{Thus } K_a (\text{for } \text{NH}_4^+) = \frac{K_w}{K_b (\text{for } \text{NH}_3)} = \frac{1.0 \times 10^{-14}}{1.8 \times 10^{-5}} = 5.6 \times 10^{-10}$$

Although  $\text{NH}_4^+$  is a very weak acid, as indicated by its  $K_a$  value, it is stronger than  $\text{H}_2\text{O}$  and will dominate in the production of  $\text{H}^+$ . Thus we will focus on the dissociation reaction of  $\text{NH}_4^+$  to calculate the pH in this solution.

We solve the weak acid problem in the usual way:

	$\text{NH}_4^+(aq)$	$\rightleftharpoons$	$\text{H}^+(aq)$	+	$\text{NH}_3(aq)$
<b>Initial:</b>	0.10		$\approx 0$		0
<b>Change:</b>	$-x$		$+x$		$+x$
<b>Equilibrium:</b>	$0.10 - x$		$x$		$x$

Major Species



$\text{Cl}^-$



$\text{NH}_4^+$



$\text{H}_2\text{O}$

$$\text{Thus} \quad 5.6 \times 10^{-10} = K_a = \frac{[\text{H}^+][\text{NH}_3]}{[\text{NH}_4^+]} = \frac{(x)(x)}{0.10 - x} \approx \frac{x^2}{0.10}$$

$$x \approx 7.5 \times 10^{-6}$$

The approximation is valid by the 5% rule, so

$$[\text{H}^+] = x = 7.5 \times 10^{-6} \text{ M} \quad \text{and} \quad \text{pH} = 5.13$$

SEE EXERCISE 14.116

A second type of salt that produces an acidic solution is one that contains a *highly charged metal ion*. For example, when solid aluminum chloride ( $\text{AlCl}_3$ ) is dissolved in water, the resulting solution is significantly acidic. Although the  $\text{Al}^{3+}$  ion is not itself a Brønsted–Lowry acid, the hydrated ion  $\text{Al}(\text{H}_2\text{O})_6^{3+}$  formed in water is a weak acid:



The high charge on the metal ion polarizes the O—H bonds in the attached water molecules, making the hydrogens in these water molecules more acidic than those in free water molecules. Typically, the higher the charge on the metal ion, the stronger the acidity of the hydrated ion.

Section 14.9 contains a further discussion of the acidity of hydrated ions.

### EXAMPLE 14.20 Salts as Weak Acids II

Calculate the pH of a 0.010 M  $\text{AlCl}_3$  solution. The  $K_a$  value for  $\text{Al}(\text{H}_2\text{O})_6^{3+}$  is  $1.4 \times 10^{-5}$ .

#### Solution

The major species in solution are



Since the  $\text{Al}(\text{H}_2\text{O})_6^{3+}$  ion is a stronger acid than water, the dominant equilibrium is



$$\text{and} \quad 1.4 \times 10^{-5} = K_a = \frac{[\text{Al}(\text{OH})(\text{H}_2\text{O})_5^{2+}][\text{H}^+]}{[\text{Al}(\text{H}_2\text{O})_6^{3+}]}$$

This is a typical weak acid problem, which we can solve with the usual procedure:

	$\text{Al}(\text{H}_2\text{O})_6^{3+}(\text{aq})$	$\rightleftharpoons$	$\text{Al}(\text{OH})(\text{H}_2\text{O})_5^{2+}(\text{aq})$	+	$\text{H}^+(\text{aq})$
<b>Initial:</b>	0.010		0		$\approx 0$
<b>Change:</b>	$-x$		$+x$		$+x$
<b>Equilibrium:</b>	$0.010 - x$		$x$		$x$

$$\text{Thus} \quad 1.4 \times 10^{-5} = K_a = \frac{[\text{Al}(\text{OH})(\text{H}_2\text{O})_5^{2+}][\text{H}^+]}{[\text{Al}(\text{H}_2\text{O})_6^{3+}]} = \frac{(x)(x)}{0.010 - x} \approx \frac{x^2}{0.010}$$

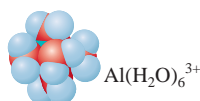
$$x \approx 3.7 \times 10^{-4}$$

Since the approximation is valid by the 5% rule,

$$[\text{H}^+] = x = 3.7 \times 10^{-4} \text{ M} \quad \text{and} \quad \text{pH} = 3.43$$

SEE EXERCISES 14.123 AND 14.124

Major Species





**Table 14.5** ► Qualitative Prediction of pH for Solutions of Salts for Which Both Cation and Anion Have Acidic or Basic Properties

$K_a > K_b$	pH < 7 (acidic)
$K_b > K_a$	pH > 7 (basic)
$K_a = K_b$	pH = 7 (neutral)

So far we have considered salts in which only one of the ions has acidic or basic properties. For many salts, such as ammonium acetate ( $\text{NH}_4\text{C}_2\text{H}_3\text{O}_2$ ), both ions can affect the pH of the aqueous solution. Because the equilibrium calculations for these cases can be quite complicated, we will consider only the qualitative aspects of such problems. We can predict whether the solution will be basic, acidic, or neutral by comparing the  $K_a$  value for the acidic ion with the  $K_b$  value for the basic ion. If the  $K_a$  value for the acidic ion is larger than the  $K_b$  value for the basic ion, the solution will be acidic. If the  $K_b$  value is larger than the  $K_a$  value, the solution will be basic. Equal  $K_a$  and  $K_b$  values mean a neutral solution. These facts are summarized in Table 14.5.

### EXAMPLE 14.21 The Acid–Base Properties of Salts

Predict whether an aqueous solution of each of the following salts will be acidic, basic, or neutral.

- a.  $\text{NH}_4\text{C}_2\text{H}_3\text{O}_2$       b.  $\text{NH}_4\text{CN}$       c.  $\text{Al}_2(\text{SO}_4)_3$

#### Solution

- a. The ions in solution are  $\text{NH}_4^+$  and  $\text{C}_2\text{H}_3\text{O}_2^-$ . As we mentioned previously,  $K_a$  for  $\text{NH}_4^+$  is  $5.6 \times 10^{-10}$  and  $K_b$  for  $\text{C}_2\text{H}_3\text{O}_2^-$  is  $5.6 \times 10^{-10}$ . Thus  $K_a$  for  $\text{NH}_4^+$  is equal to  $K_b$  for  $\text{C}_2\text{H}_3\text{O}_2^-$ , and the solution will be neutral (pH = 7).
- b. The solution will contain  $\text{NH}_4^+$  and  $\text{CN}^-$  ions. The  $K_a$  value for  $\text{NH}_4^+$  is  $5.6 \times 10^{-10}$  and

$$K_b \text{ (for } \text{CN}^-) = \frac{K_w}{K_a \text{ (for HCN)}} = 1.6 \times 10^{-5}$$

Since  $K_b$  for  $\text{CN}^-$  is much larger than  $K_a$  for  $\text{NH}_4^+$ ,  $\text{CN}^-$  is a much stronger base than  $\text{NH}_4^+$  is an acid. This solution will be basic.

- c. The solution will contain  $\text{Al}(\text{H}_2\text{O})_6^{3+}$  and  $\text{SO}_4^{2-}$  ions. The  $K_a$  value for  $\text{Al}(\text{H}_2\text{O})_6^{3+}$  is  $1.4 \times 10^{-5}$ , as given in Example 14.20. We must calculate  $K_b$  for  $\text{SO}_4^{2-}$ . The  $\text{HSO}_4^-$  ion is the conjugate acid of  $\text{SO}_4^{2-}$ , and its  $K_a$  value is  $K_{a_2}$  for sulfuric acid, or  $1.2 \times 10^{-2}$ . Therefore,

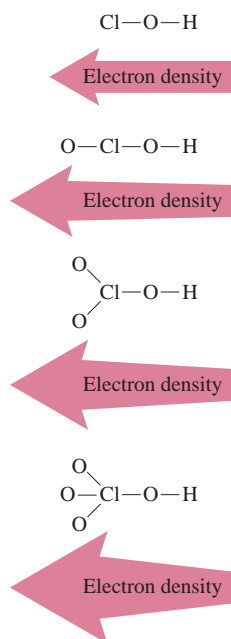
$$\begin{aligned} K_b \text{ (for } \text{SO}_4^{2-}) &= \frac{K_w}{K_{a_2} \text{ (for sulfuric acid)}} \\ &= \frac{1.0 \times 10^{-14}}{1.2 \times 10^{-2}} = 8.3 \times 10^{-13} \end{aligned}$$

This solution will be acidic, since  $K_a$  for  $\text{Al}(\text{H}_2\text{O})_6^{3+}$  is much greater than  $K_b$  for  $\text{SO}_4^{2-}$ .

### SEE EXERCISES 14.125 AND 14.126

The acid–base properties of aqueous solutions of various salts are summarized in Table 14.6.



**Figure 14.9**

The effect of the number of attached oxygens on the O—H bond in a series of chlorine oxyacids. As the number of oxygen atoms attached to the chlorine atom increases, they become more effective at withdrawing electron density from the O—H bond, thereby weakening and polarizing it. This increases the tendency for the molecule to produce a proton, and so its acid strength increases.

**Table 14.8** ▶ Several Series of Oxyacids and Their  $K_a$  Values

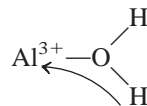
Oxyacid	Structure	$K_a$ Value
HClO <sub>4</sub>		Large ( $\sim 10^7$ )
HClO <sub>3</sub>		$\sim 1$
HClO <sub>2</sub>		$1.2 \times 10^{-2}$
HClO		$3.5 \times 10^{-8}$
H <sub>2</sub> SO <sub>4</sub>		Large
H <sub>2</sub> SO <sub>3</sub>		$1.5 \times 10^{-2}$
HNO <sub>3</sub>		Large
HNO <sub>2</sub>		$4.0 \times 10^{-4}$

**Table 14.9** ▶ Comparison of Electronegativity of X and  $K_a$  Value for a Series of Oxyacids

Acid	X	Electronegativity of X	$K_a$ for Acid
HOCl	Cl	3.0	$4 \times 10^{-8}$
HOBr	Br	2.8	$2 \times 10^{-9}$
HOI	I	2.5	$2 \times 10^{-11}$
HOCH <sub>3</sub>	CH <sub>3</sub>	2.3 (for carbon in CH <sub>3</sub> )	$\sim 10^{-15}$

Fig. 14.9. The net effect is to both polarize and weaken the O—H bond; this effect becomes more important as the number of attached oxygen atoms increases. This means that a proton is most readily produced by the molecule with the largest number of attached oxygen atoms (HClO<sub>4</sub>).

This type of behavior is also observed for hydrated metal ions. Earlier in this chapter we saw that highly charged metal ions such as Al<sup>3+</sup> produce acidic solutions. The acidity of the water molecules attached to the metal ion is increased by the attraction of electrons to the positive metal ion:



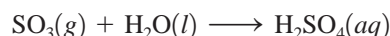
The greater the charge on the metal ion, the more acidic the hydrated ion becomes.

For acids containing the H—O—X grouping, the greater the ability of X to draw electrons toward itself, the greater the acidity of the molecule. Since the electronegativity of X reflects its ability to attract the electrons involved in bonding, we might expect acid strength to depend on the electronegativity of X. In fact, there is an excellent correlation between the electronegativity of X and the acid strength for oxyacids, as shown in Table 14.9.

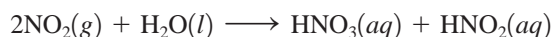
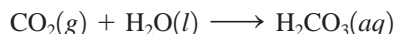
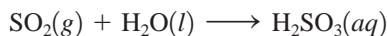
## 14.10 ► Acid–Base Properties of Oxides

We have just seen that molecules containing the grouping H—O—X can behave as acids and that the acid strength depends on the electron-withdrawing ability of X. But substances with this grouping also can behave as bases if the hydroxide ion instead of a proton is produced. What determines which behavior will occur? The answer lies mainly in the nature of the O—X bond. If X has a relatively high electronegativity, the O—X bond will be covalent and strong. When the compound containing the H—O—X grouping is dissolved in water, the O—X bond will remain intact. It will be the polar and relatively weak H—O bond that will tend to break, releasing a proton. On the other hand, if X has a very low electronegativity, the O—X bond will be ionic and subject to being broken in polar water. Examples are the ionic substances NaOH and KOH that dissolve in water to give the metal cation and the hydroxide ion.

We can use these principles to explain the acid–base behavior of oxides when they are dissolved in water. For example, when a covalent oxide such as sulfur trioxide is dissolved in water, an acidic solution results because sulfuric acid is formed:

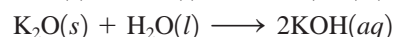
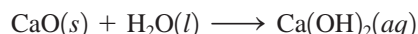


The structure of H<sub>2</sub>SO<sub>4</sub> is shown in the margin. In this case, the strong, covalent O—S bonds remain intact and the H—O bonds break to produce protons. Other common covalent oxides that react with water to form acidic solutions are sulfur dioxide, carbon dioxide, and nitrogen dioxide, as shown by the following reactions:

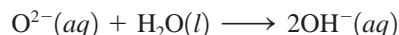


Thus, when a covalent oxide dissolves in water, an acidic solution forms. These oxides are called **acidic oxides**.

On the other hand, when an ionic oxide dissolves in water, a basic solution results, as shown by the following reactions:



These reactions can be explained by recognizing that the oxide ion has a high affinity for protons and reacts with water to produce hydroxide ions:



Thus the most ionic oxides, such as those of the Group 1A and 2A metals, produce basic solutions when they are dissolved in water. As a result, these oxides are called **basic oxides**.

## 14.11 ► The Lewis Acid–Base Model

We have seen that the first successful conceptualization of acid–base behavior was proposed by Arrhenius. This useful but limited model was replaced by the more general Brønsted–Lowry model. An even more general model for acid–base behavior was suggested by G. N. Lewis in the early 1920s. A **Lewis acid** is an *electron-pair acceptor*, and a **Lewis base** is an *electron-pair donor*. Another way of saying this is that a Lewis acid has an empty atomic orbital that it can use to accept (share) an electron pair from a

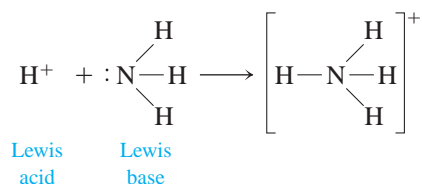
A compound containing the H—O—X group will produce an acidic solution in water if the O—X bond is strong and covalent. If the O—X bond is ionic, the compound will produce a basic solution in water.

Table 14.10 ▶ Three Models for Acids and Bases

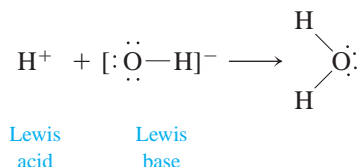
Model	Definition of Acid	Definition of Base
Arrhenius	H <sup>+</sup> producer	OH <sup>-</sup> producer
Brønsted–Lowry	H <sup>+</sup> donor	H <sup>+</sup> acceptor
Lewis	Electron-pair acceptor	Electron-pair donor

molecule that has a lone pair of electrons (Lewis base). The three models for acids and bases are summarized in Table 14.10.

Note that Brønsted–Lowry acid–base reactions (proton donor–proton acceptor reactions) are encompassed by the Lewis model. For example, the reaction between a proton and an ammonia molecule, that is,

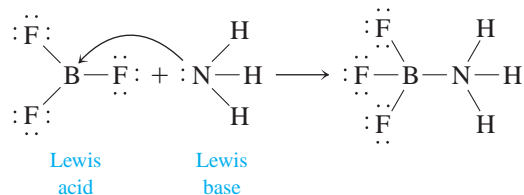


can be represented as a reaction between an electron-pair acceptor (H<sup>+</sup>) and an electron-pair donor (NH<sub>3</sub>). The same holds true for a reaction between a proton and a hydroxide ion:



The Lewis model encompasses the Brønsted–Lowry model, but the reverse is not true.

The real value of the Lewis model for acids and bases is that it covers many reactions that do not involve Brønsted–Lowry acids. For example, consider the gas-phase reaction between boron trifluoride and ammonia:



Here the electron-deficient BF<sub>3</sub> molecule (there are only six electrons around the boron) completes its octet by reacting with NH<sub>3</sub>, which has a lone pair of electrons (see Fig. 14.10).

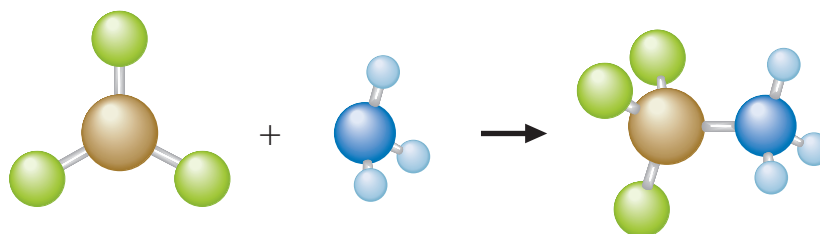
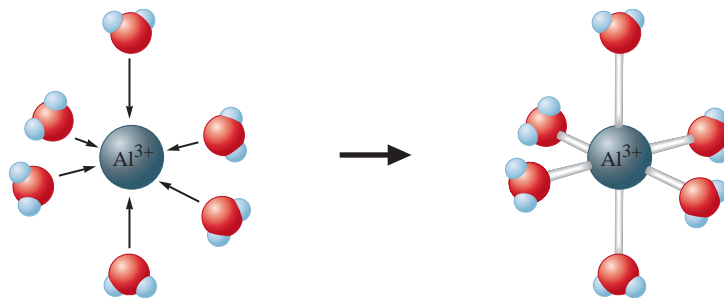


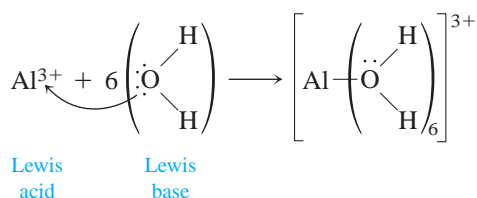
Figure 14.10  
Reaction of BF<sub>3</sub> with NH<sub>3</sub>.



**Figure 14.11**  
The  $\text{Al}(\text{H}_2\text{O})_6^{3+}$  ion.

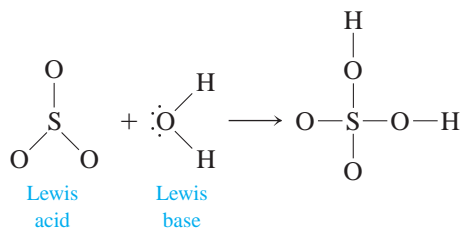
In fact, as mentioned in Chapter 8, the electron deficiency of boron trifluoride makes it very reactive toward any electron-pair donor. That is, it is a strong Lewis acid.

The hydration of a metal ion, such as  $\text{Al}^{3+}$ , also can be viewed as a Lewis acid–base reaction:



Here the  $\text{Al}^{3+}$  ion accepts one electron pair from each of six water molecules to form  $\text{Al}(\text{H}_2\text{O})_6^{3+}$  (see Fig. 14.11).

In addition, the reaction between a covalent oxide and water to form a Brønsted–Lowry acid can be defined as a Lewis acid–base reaction. An example is the reaction between sulfur trioxide and water:

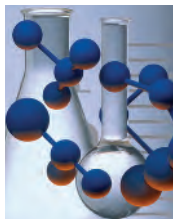


Note that as the water molecule attaches to sulfur trioxide, a proton shift occurs to form sulfuric acid.

### EXAMPLE 14.22 Lewis Acids and Bases

For each reaction, identify the Lewis acid and base.

- $\text{Ni}^{2+}(\text{aq}) + 6\text{NH}_3(\text{aq}) \longrightarrow \text{Ni}(\text{NH}_3)_6^{2+}(\text{aq})$
- $\text{H}^+(\text{aq}) + \text{H}_2\text{O}(\text{aq}) \rightleftharpoons \text{H}_3\text{O}^+(\text{aq})$




## chemical connections

### Self-Destructing Paper

The New York City Public Library has 88 miles of bookshelves, and on 36 miles of these shelves the books are quietly disintegrating between their covers. In fact, an estimated 40% of the books in the major research collections in the United States will soon be too fragile to handle.

The problem results from the acidic paper widely used in printing books in the past century. Ironically, books from the eighteenth, seventeenth, sixteenth, and even fifteenth century are in much better shape. Gutenberg Bibles contain paper that is in remarkably good condition. In those days, paper was made by hand from linen or rags, but in the nineteenth century, the demand for cheap paper skyrocketed. Paper manufacturers found that paper could be made economically, by machine, using wood pulp. To size the paper (that is, fill in microscopic holes to lower

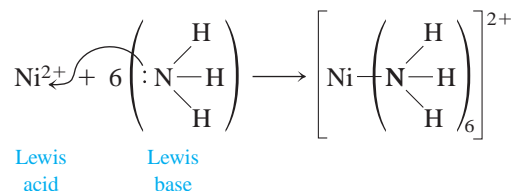


A book ravaged by the decomposition of acidic paper.

absorption of moisture and prevent seeping or spreading of inks), alum  $[Al_2(SO_4)_3]$  was added in large amounts. Because

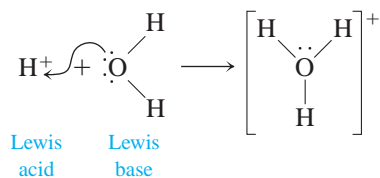
### Solution

- a. Each  $NH_3$  molecule donates an electron pair to the  $Ni^{2+}$  ion:



The nickel(II) ion is the Lewis acid, and ammonia is the Lewis base.

- b. The proton is the Lewis acid and the water molecule is the Lewis base:



SEE EXERCISES 14.133 AND 14.134

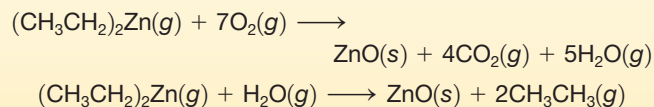
the hydrated aluminum ion  $[\text{Al}(\text{H}_2\text{O})_6^{3+}]$  is an acid ( $K_a \approx 10^{-5}$ ), paper manufactured using alum is quite acidic. Over time this acidity causes the paper fibers to disintegrate; the pages of books fall apart when they are used.

One could transfer the contents of the threatened books to microfilm, but that would be a very slow and expensive process. Can the books be chemically treated to neutralize the acid and stop the deterioration? Yes. In fact, you know enough chemistry at this point to design the treatment patented in 1936 by Otto Schierholz. He dipped individual pages in solutions of alkaline earth bicarbonate salts  $[\text{Mg}(\text{HCO}_3)_2, \text{Ca}(\text{HCO}_3)_2, \text{and so on}]$ . The  $\text{HCO}_3^-$  ions present in these solutions react with the  $\text{H}^+$  in the paper to give  $\text{CO}_2$  and  $\text{H}_2\text{O}$ . This treatment works well and is used today to preserve especially important works, but it is slow and labor-intensive.

It would be much more economical if large numbers of books could be treated at one time without disturbing the bindings. However, soaking entire books in an aqueous solution is out of the question. A logical question then is: Are there gaseous bases that could be used to neutralize the acid? Certainly; the organic amines (general formula,  $\text{RNH}_2$ ) are bases, and those with low molar masses are gases under normal conditions. Experiments in which books were treated using ammonia, butylamine ( $\text{CH}_3\text{CH}_2\text{CH}_2\text{CH}_2\text{NH}_2$ ), and other amines have shown that

the method works, but only for a short time. The amines do enter the paper and neutralize the acid, but being volatile, they gradually evaporate, leaving the paper in its original acidic condition.

A much more effective treatment involves diethylzinc  $[(\text{CH}_3\text{CH}_2)_2\text{Zn}]$ , which boils at  $117^\circ\text{C}$  and 1 atm. Diethylzinc (DEZ) reacts with oxygen or water to produce  $\text{ZnO}$  as follows:



The solid zinc oxide produced in these reactions is deposited among the paper fibers, and being a basic oxide, it neutralizes the acid present as shown in the equation



One major problem is that DEZ ignites spontaneously on contact with air. Therefore, this treatment must be carried out in a chamber filled mainly with  $\text{N}_2(g)$ , where the amount of  $\text{O}_2$  present can be rigorously controlled. The pressure in the chamber must be maintained well below one atmosphere both to lower the boiling point of DEZ and to remove excess moisture from the book's pages. Several major DEZ fires have slowed its implementation as a book preservative.

## 14.12 ► Strategy for Solving Acid–Base Problems: A Summary

In this chapter we have encountered many different situations involving aqueous solutions of acids and bases, and in the next chapter we will encounter still more. In solving for the equilibrium concentrations in these aqueous solutions, it is tempting to create a pigeonhole for each possible situation and to memorize the procedures necessary to deal with that particular case. This approach is just not practical and usually leads to frustration: Too many pigeonholes are required—there seems to be an infinite number of cases. But you can handle any case successfully by taking a systematic, patient, and thoughtful approach. When analyzing an acid–base equilibrium problem, *do not* ask yourself how a memorized solution can be used to solve the problem. Instead, ask this question: *What are the major species in the solution and what is their chemical behavior?*

The most important part of doing a complicated acid–base equilibrium problem is the analysis you do at the beginning of a problem.

What major species are present?

Does a reaction occur that can be assumed to go to completion?

What equilibrium dominates the solution?

Let the problem guide you. Be patient.



## ► Key Terms

### Section 14.1

Arrhenius concept  
Brønsted–Lowry model  
hydronium ion  
conjugate base  
conjugate acid  
conjugate acid–base pair  
acid dissociation constant

### Section 14.2

strong acid  
weak acid  
diprotic acid  
oxyacids  
organic acids  
carboxyl group  
monoprotic acids  
amphoteric substance  
autoionization  
ion-product (dissociation) constant

### Section 14.3

pH scale

### Section 14.4

major species

### Section 14.5

percent dissociation

### Section 14.6

strong bases  
slaked lime  
lime–soda process  
weak bases  
amine

### Section 14.7

polyprotic acid  
triprotic acid

### Section 14.8

salt

### Section 14.10

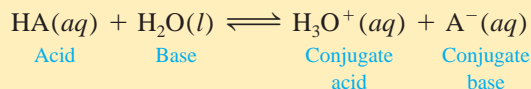
acidic oxides  
basic oxides

### Section 14.11

Lewis acid  
Lewis base

## Models for acids and bases

- Arrhenius model
  - Acids produce  $\text{H}^+$  in solution
  - Bases produce  $\text{OH}^-$  in solution
- Brønsted–Lowry model
  - An acid is a proton donor
  - A base is a proton acceptor
  - In this model an acid molecule reacts with a water molecule, which behaves as a base:



to form a new acid (conjugate acid) and a new base (conjugate base).

- Lewis model
  - A Lewis acid is an electron-pair acceptor
  - A Lewis base is an electron-pair donor

## Acid–base equilibrium

- The equilibrium constant for an acid dissociating (ionizing) in water is called  $K_a$
- The  $K_a$  expression is

$$K_a = \frac{[\text{H}_3\text{O}^+][\text{A}^-]}{[\text{HA}]}$$

which is often simplified as

$$K_a = \frac{[\text{H}^+][\text{A}^-]}{[\text{HA}]}$$

- $[\text{H}_2\text{O}]$  is never included because it is assumed to be constant

## Acid strength

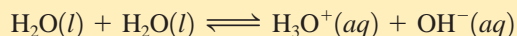
- A strong acid has a very large  $K_a$  value
  - The acid completely dissociates (ionizes) in water
  - The dissociation (ionization) equilibrium position lies all the way to the right
  - Strong acids have very weak conjugate bases
  - The common strong acids are nitric acid  $[\text{HNO}_3(aq)]$ , hydrochloric acid  $[\text{HCl}(aq)]$ , sulfuric acid  $[\text{H}_2\text{SO}_4(aq)]$ , and perchloric acid  $[\text{HClO}_4(aq)]$
- A weak acid has a small  $K_a$  value
  - The acid dissociates (ionizes) to only a slight extent
  - The dissociation (ionization) equilibrium position lies far to the left
  - Weak acids have relatively strong conjugate bases
  - Percent dissociation of a weak acid

$$\% \text{ dissociation} = \frac{\text{amount dissociated (mol/L)}}{\text{initial concentration (mol/L)}} \times 100\%$$

- The smaller the percent dissociation, the weaker the acid
- Dilution of a weak acid increases its percent dissociation

## Autoionization of water

- Water is an amphoteric substance: it behaves as both an acid and a base
- Water reacts with itself in an acid–base reaction



which leads to the equilibrium expression

$$K_w = [\text{H}_3\text{O}^+][\text{OH}^-] \quad \text{or} \quad [\text{H}^+][\text{OH}^-] = K_w$$

- $K_w$  is the ion-product constant for water
- At 25°C in pure water  $[\text{H}^+] = [\text{OH}^-] = 1.0 \times 10^{-7}$ , so  $K_w = 1.0 \times 10^{-14}$
- Acidic solution:  $[\text{H}^+] > [\text{OH}^-]$
- Basic solution:  $[\text{OH}^-] > [\text{H}^+]$
- Neutral solution:  $[\text{H}^+] = [\text{OH}^-]$

### The pH scale

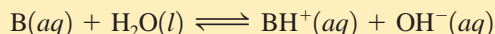
- $\text{pH} = -\log [\text{H}^+]$
- Since pH is a log scale, the pH changes by 1 for every 10-fold change in  $[\text{H}^+]$
- The log scale is also used for  $[\text{OH}^-]$  and for  $K_a$  values

$$\text{pOH} = -\log[\text{OH}^-]$$

$$\text{p}K_a = -\log K_a$$

### Bases

- Strong bases are hydroxide salts, such as NaOH and KOH
- Weak bases react with water to produce  $\text{OH}^-$



- The equilibrium constant for this reaction is called  $K_b$ , where

$$K_b = \frac{[\text{BH}^+][\text{OH}^-]}{[\text{B}]}$$

- In water a base B is always competing with  $\text{OH}^-$  for a proton ( $\text{H}^+$ ), so  $K_b$  values tend to be very small, thus making B a weak base (compared to  $\text{OH}^-$ )

### Polyprotic acids

- A polyprotic acid has more than one acidic proton
- Polyprotic acids dissociate one proton at a time
  - Each step has a characteristic  $K_a$  value
  - Typically for a weak polyprotic acid,  $K_{a_1} > K_{a_2} > K_{a_3}$
- Sulfuric acid is unique
  - It is a strong acid in the first dissociation step ( $K_{a_1}$  is very large)
  - It is a weak acid in the second step

### Acid–base properties of salts

- Can produce acidic, basic, or neutral solutions
- Salts that contain:
  - Cations of strong bases and anions of strong acids produce neutral solutions
  - Cations of strong bases and anions of weak acids produce basic solutions
  - Cations of weak bases and anions of strong acids produce acidic solutions
- Acidic solutions are produced by salts containing a highly charged metal cation—for example,  $\text{Al}^{3+}$  and  $\text{Fe}^{3+}$

### Effect of structure on acid–base properties

- Many substances that function as acids or bases contain the  $\text{H—O—X}$  grouping
  - Molecules in which the  $\text{O—X}$  bond is strong and covalent tend to behave as acids
  - As X becomes more electronegative, the acid becomes stronger
  - When the  $\text{O—X}$  bond is ionic, the substance behaves as a base, releasing  $\text{OH}^-$  ions in water

## REVIEW QUESTIONS

- Define each of the following:
  - Arrhenius acid
  - Brønsted–Lowry acid
  - Lewis acid

Which of the definitions is most general? Write reactions to justify your answer.
- Define or illustrate the meaning of the following terms:
  - $K_a$  reaction
  - $K_a$  equilibrium constant
  - $K_b$  reaction
  - $K_b$  equilibrium constant
  - conjugate acid–base pair
- Define or illustrate the meaning of the following terms:
  - amphoteric
  - $K_w$  reaction
  - $K_w$  equilibrium constant
  - pH
  - pOH
  - $pK_w$

Give the conditions for a neutral aqueous solution at 25°C, in terms of  $[H^+]$ , pH, and the relationship between  $[H^+]$  and  $[OH^-]$ . Do the same for an acidic solution and for a basic solution. As a solution becomes more acidic, what happens to pH, pOH,  $[H^+]$ , and  $[OH^-]$ ? As a solution becomes more basic, what happens to pH, pOH,  $[H^+]$ , and  $[OH^-]$ ?

- How is acid strength related to the value of  $K_a$ ? What is the difference between strong acids and weak acids (see Table 14.1)? As the strength of an acid increases, what happens to the strength of the conjugate base? How is base strength related to the value of  $K_b$ ? As the strength of a base increases, what happens to the strength of the conjugate acid?
- Two strategies are followed when solving for the pH of an acid in water. What is the strategy for calculating the pH of a strong acid in water? What major assumptions are made when solving strong acid problems? The best way to recognize strong acids is to memorize them. List the six common strong acids (the two not listed in the text are HBr and HI).

Most acids, by contrast, are weak acids. When solving for the pH of a weak acid in water, you must have the  $K_a$  value. List two places in this text that provide  $K_a$  values for weak acids. You can utilize these tables to help you recognize weak acids. What is the strategy for calculating the pH of a weak acid in water? What assumptions are generally made? What is the 5% rule? If the 5% rule fails, how do you calculate the pH of a weak acid in water?

- Two strategies are also followed when solving for the pH of a base in water. What is the strategy for calculating the pH of a strong base in water? List the strong bases mentioned in the text that should be committed to memory. Why is calculating the pH of  $Ca(OH)_2$  solutions a little more difficult than calculating the pH of NaOH solutions?

Most bases are weak bases. The presence of what element most commonly results in basic properties for an organic compound? What is present on this element in compounds that allows it to accept a proton?


Table 14.3 and Appendix 5 of the text list  $K_b$  values for some weak bases. What strategy is used to solve for the pH of a weak base in water? What assumptions are

made when solving for the pH of weak base solutions? If the 5% rule fails, how do you calculate the pH of a weak base in water?

7. Table 14.4 lists the stepwise  $K_a$  values for some polyprotic acids. What is the difference between a monoprotic acid, a diprotic acid, and a triprotic acid? Most polyprotic acids are weak acids; the major exception is  $\text{H}_2\text{SO}_4$ . To solve for the pH of a solution of  $\text{H}_2\text{SO}_4$ , you must generally solve a strong acid problem as well as a weak acid problem. Explain. Write out the reactions that refer to  $K_{a_1}$  and  $K_{a_2}$  for  $\text{H}_2\text{SO}_4$ .

For  $\text{H}_3\text{PO}_4$ ,  $K_{a_1} = 7.5 \times 10^{-3}$ ,  $K_{a_2} = 6.2 \times 10^{-8}$ , and  $K_{a_3} = 4.8 \times 10^{-13}$ . Write out the reactions that refer to the  $K_{a_1}$ ,  $K_{a_2}$ , and  $K_{a_3}$  equilibrium constants. What are the three acids in a solution of  $\text{H}_3\text{PO}_4$ ? Which acid is strongest? What are the three conjugate bases in a solution of  $\text{H}_3\text{PO}_4$ ? Which conjugate base is strongest? Summarize the strategy for calculating the pH of a polyprotic acid in water.

8. For conjugate acid–base pairs, how are  $K_a$  and  $K_b$  related? Consider the reaction of acetic acid in water



where  $K_a = 1.8 \times 10^{-5}$ .

- Which two bases are competing for the proton?
- Which is the stronger base?
- In light of your answer to part b, why do we classify the acetate ion ( $\text{CH}_3\text{CO}_2^-$ ) as a weak base? Use an appropriate reaction to justify your answer.

In general, as base strength increases, conjugate acid strength decreases. Explain why the conjugate acid of the weak base  $\text{NH}_3$  is a weak acid.

To summarize, the conjugate base of a weak acid is a weak base and the conjugate acid of a weak base is a weak acid (weak gives you weak). Assuming  $K_a$  for a monoprotic strong acid is  $1 \times 10^6$ , calculate  $K_b$  for the conjugate base of this strong acid. Why do conjugate bases of strong acids have no basic properties in water? List the conjugate bases of the six common strong acids. To tie it all together, some instructors have students think of  $\text{Li}^+$ ,  $\text{K}^+$ ,  $\text{Rb}^+$ ,  $\text{Cs}^+$ ,  $\text{Ca}^{2+}$ ,  $\text{Sr}^{2+}$ , and  $\text{Ba}^{2+}$  as the conjugate acids of the strong bases  $\text{LiOH}$ ,  $\text{KOH}$ ,  $\text{RbOH}$ ,  $\text{CsOH}$ ,  $\text{Ca}(\text{OH})_2$ ,  $\text{Sr}(\text{OH})_2$ , and  $\text{Ba}(\text{OH})_2$ . Although not technically correct, the conjugate acid strength of these cations is similar to the conjugate base strength of the strong acids. That is, these cations have no acidic properties in water; similarly, the conjugate bases of strong acids have no basic properties (strong gives you worthless). Fill in the blanks with the correct response. The conjugate base of a weak acid is a \_\_\_\_\_ base. The conjugate acid of a weak base is a \_\_\_\_\_ acid. The conjugate base of a strong acid is a \_\_\_\_\_ base. The conjugate acid of a strong base is a \_\_\_\_\_ acid. (*Hint: Weak gives you weak and strong gives you worthless.*)

9. What is a salt? List some anions that behave as weak bases in water. List some anions that have no basic properties in water. List some cations that behave as weak acids in water. List some cations that have no acidic properties in water. Using these lists, give some formulas for salts that have only weak base properties in water. What strategy would you use to solve for the pH of these basic salt solutions? Identify some salts that have only weak acid properties in water. What strategy would you use to solve for the pH of these acidic salt solutions? Identify some salts that have no acidic or basic properties in water (produce neutral solutions). When a salt contains both a weak acid ion and a weak base ion, how do you predict whether the solution pH is acidic, basic, or neutral?

10. For oxyacids, how does acid strength depend on
- the strength of the bond to the acidic hydrogen atom?
  - the electronegativity of the element bonded to the oxygen atom that bears the acidic hydrogen?
  - the number of oxygen atoms?

How does the strength of a conjugate base depend on these factors?

What type of solution forms when a nonmetal oxide dissolves in water? Give an example of such an oxide. What type of solution forms when a metal oxide dissolves in water? Give an example of such an oxide.

### ► Active Learning Questions

These questions are designed to be used by groups of students in class.

- Consider two beakers of pure water at different temperatures. How do their pH values compare? Which is more acidic? more basic? Explain.
- Differentiate between the terms *strength* and *concentration* as they apply to acids and bases. When is HCl strong? Weak? Concentrated? Dilute? Answer the same questions for ammonia. Is the conjugate base of a weak acid a strong base?
- Sketch two graphs: (a) percent dissociation for weak acid HA versus the initial concentration of HA ( $[HA]_0$ ) and (b)  $H^+$  concentration versus  $[HA]_0$ . Explain both.
- Consider a solution prepared by mixing a weak acid HA and HCl. What are the major species? Explain what is occurring in solution. How would you calculate the pH? What if you added NaA to this solution? Then added NaOH?
- Explain why salts can be acidic, basic, or neutral, and show examples. Do this without specific numbers.
- Consider two separate aqueous solutions: one of a weak acid HA and one of HCl. Assuming you started with 10 molecules of each:
  - Draw a picture of what each solution looks like at equilibrium.
  - What are the major species in each beaker?
  - From your pictures, calculate the  $K_a$  values of each acid.
  - Order the following from the strongest to the weakest base:  $H_2O$ ,  $A^-$ ,  $Cl^-$ . Explain your order.
- You are asked to calculate the  $H^+$  concentration in a solution of  $NaOH(aq)$ . Because sodium hydroxide is a base, can we say there is no  $H^+$ , since having  $H^+$  would imply that the solution is acidic?
- Consider a solution prepared by mixing a weak acid HA, HCl, and NaA. Which of the following statements best describes what happens?
  - The  $H^+$  from the HCl reacts completely with the  $A^-$  from the NaA. Then the HA dissociates somewhat.
  - The  $H^+$  from the HCl reacts somewhat with the  $A^-$  from the NaA to make HA, while the HA is dissociating. Eventually you have equal amounts of everything.
  - The  $H^+$  from the HCl reacts somewhat with the  $A^-$  from the NaA to make HA while the HA is dissociating. Eventually all the reactions have equal rates.
  - The  $H^+$  from the HCl reacts completely with the  $A^-$  from the NaA. Then the HA dissociates somewhat until “too much”  $H^+$  and  $A^-$  are formed, so the  $H^+$  and  $A^-$  react to form HA, and so on. Eventually equilibrium is reached. Justify your choice, and for choices you did not pick, explain what is wrong with them.
- Consider a solution formed by mixing 100.0 mL of 0.10 M HA ( $K_a = 1.0 \times 10^{-6}$ ), 100.00 mL of 0.10 M NaA, and 100.0 mL of 0.10 M HCl. In calculating the pH for the final solution, you would make some assumptions about the order in which various reactions occur to simplify the calculations. State these assumptions. Does it matter whether the reactions actually occur in the assumed order? Explain.
- A certain sodium compound is dissolved in water to liberate  $Na^+$  ions and a certain negative ion. What evidence would you look for to determine whether the anion is behaving as an acid or a base? How could you tell whether the anion is a strong base? Explain how the anion could behave simultaneously as an acid and a base.
- Acids and bases can be thought of as chemical opposites (acids are proton donors, and bases are proton acceptors). Therefore, one might think that  $K_a = 1/K_b$ . Why isn't this the case? What is the relationship between  $K_a$  and  $K_b$ ? Prove it with a derivation.
- Consider two solutions of the salts  $NaX(aq)$  and  $NaY(aq)$  at equal concentrations. What would you need to know to determine which solution has the higher pH? Explain how you would decide (perhaps even provide a sample calculation).
- What is meant by pH? True or false: A strong acid solution always has a lower pH than a weak acid solution. Explain.
- Why is the pH of water at 25°C equal to 7.00?
- Can the pH of a solution be negative? Explain.
- Is the conjugate base of a weak acid a strong base? Explain. Explain why  $Cl^-$  does not affect the pH of an aqueous solution.
- Match the following pH values: 1, 2, 5, 6, 6.5, 8, 11, 11, and 13, with the following chemicals (of equal concentration): HBr, NaOH, NaF, NaCN,  $NH_4F$ ,  $CH_3NH_3F$ , HF, HCN, and  $NH_3$ . Answer this question without performing calculations.

18. The salt BX, when dissolved in water, produces an acidic solution. Which of the following could be true? (There may be more than one correct answer.)
- The acid HX is a weak acid.
  - The acid HX is a strong acid.
  - The cation  $B^+$  is a weak acid.
- Explain.

A blue question or exercise number indicates that the answer to that question or exercise appears at the back of this book and a solution appears in the *Solutions Guide*, as found on PowerLecture.

## ► Questions

19. Anions containing hydrogen (for example,  $\text{HCO}_3^-$  and  $\text{H}_2\text{PO}_4^-$ ) usually show amphoteric behavior. Write equations illustrating the amphoterism of these two anions.
20. Which of the following conditions indicate an *acidic* solution at  $25^\circ\text{C}$ ?
- $\text{pH} = 3.04$
  - $[\text{H}^+] > 1.0 \times 10^{-7} \text{ M}$
  - $\text{pOH} = 4.51$
  - $[\text{OH}^-] = 3.21 \times 10^{-12} \text{ M}$
21. Which of the following conditions indicate a *basic* solution at  $25^\circ\text{C}$ ?
- $\text{pOH} = 11.21$
  - $\text{pH} = 9.42$
  - $[\text{OH}^-] > [\text{H}^+]$
  - $[\text{OH}^-] > 1.0 \times 10^{-7} \text{ M}$
22. Why is  $\text{H}_3\text{O}^+$  the strongest acid and  $\text{OH}^-$  the strongest base that can exist in significant amounts in aqueous solutions?
23. How many significant figures are there in the following numbers: 10.78, 6.78, 0.78? If these were pH values, to how many significant figures can you express the  $[\text{H}^+]$ ? Explain any discrepancies between your answers to the two questions.
24. In terms of orbitals and electron arrangements, what must be present for a molecule or an ion to act as a Lewis acid? What must be present for a molecule or an ion to act as a Lewis base?
25. Give three example solutions that fit each of the following descriptions.
- A strong electrolyte solution that is very acidic.
  - A strong electrolyte solution that is slightly acidic.
  - A strong electrolyte solution that is very basic.
  - A strong electrolyte solution that is slightly basic.
  - A strong electrolyte solution that is neutral.
26. Derive an expression for the relationship between  $\text{p}K_a$  and  $\text{p}K_b$  for a conjugate acid–base pair. ( $\text{p}K = -\log K$ .)
27. Consider the following statements. Write out an example reaction and  $K$  expression that is associated with each statement.
- The autoionization of water.
  - An acid reacts with water to produce the conjugate base of the acid and the hydronium ion.
  - A base reacts with water to produce the conjugate acid of the base and the hydroxide ion.
28. Which of the following statements is(are) true? Correct the false statements.
- When a base is dissolved in water, the lowest possible pH of the solution is 7.0.
  - When an acid is dissolved in water, the lowest possible pH is 0.
  - A strong acid solution will have a lower pH than a weak acid solution.
  - A  $0.0010 \text{ M}$   $\text{Ba}(\text{OH})_2$  solution has a pOH that is twice the pOH value of a  $0.0010 \text{ M}$  KOH solution.
29. Consider the following mathematical expressions.
- $[\text{H}^+] = [\text{HA}]_0$
  - $[\text{H}^+] = (K_a \times [\text{HA}]_0)^{1/2}$
  - $[\text{OH}^-] = 2[\text{B}]_0$
  - $[\text{OH}^-] = (K_b \times [\text{B}]_0)^{1/2}$
- For each expression, give three solutions where the mathematical expression would give a good approximation for the  $[\text{H}^+]$  or  $[\text{OH}^-]$ .  $[\text{HA}]_0$  and  $[\text{B}]_0$  represent initial concentrations of an acid or a base.
30. Consider a  $0.10 \text{ M}$   $\text{H}_2\text{CO}_3$  solution and a  $0.10 \text{ M}$   $\text{H}_2\text{SO}_4$  solution. Without doing any detailed calculations, choose one of the following statements that best describes the  $[\text{H}^+]$  of each solution and explain your answer.
- The  $[\text{H}^+]$  is less than  $0.10 \text{ M}$ .
  - The  $[\text{H}^+]$  is  $0.10 \text{ M}$ .
  - The  $[\text{H}^+]$  is between  $0.10 \text{ M}$  and  $0.20 \text{ M}$ .
  - The  $[\text{H}^+]$  is  $0.20 \text{ M}$ .
31. Of the hydrogen halides, only HF is a weak acid. Give a possible explanation.
32. Explain why the following are done, both of which are related to acid–base chemistry.
- Power plants burning coal with high sulfur content use scrubbers to help eliminate sulfur emissions.
  - A gardener mixes lime (CaO) into the soil of his garden.

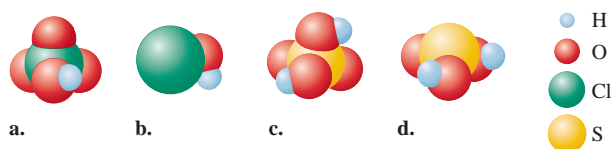
## ► Exercises

In this section similar exercises are paired.

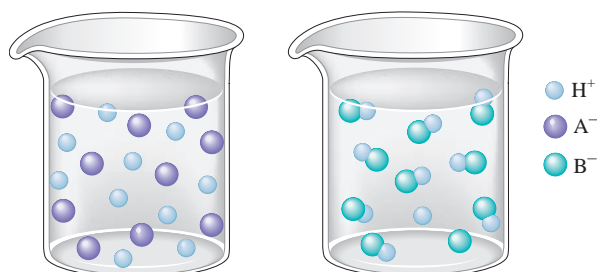
### Nature of Acids and Bases

33. Write balanced equations that describe the following reactions.
- the dissociation of perchloric acid in water
  - the dissociation of propanoic acid ( $\text{CH}_3\text{CH}_2\text{CO}_2\text{H}$ ) in water
  - the dissociation of ammonium ion in water
34. Write the dissociation reaction and the corresponding  $K_a$  equilibrium expression for each of the following acids in water.
- HCN
  - $\text{HOC}_6\text{H}_5$
  - $\text{C}_6\text{H}_5\text{NH}_3^+$
35. For each of the following aqueous reactions, identify the acid, the base, the conjugate base, and the conjugate acid.
- $\text{H}_2\text{O} + \text{H}_2\text{CO}_3 \rightleftharpoons \text{H}_3\text{O}^+ + \text{HCO}_3^-$
  - $\text{C}_5\text{H}_5\text{NH}^+ + \text{H}_2\text{O} \rightleftharpoons \text{C}_5\text{H}_5\text{N} + \text{H}_3\text{O}^+$
  - $\text{HCO}_3^- + \text{C}_5\text{H}_5\text{NH}^+ \rightleftharpoons \text{H}_2\text{CO}_3 + \text{C}_5\text{H}_5\text{N}$
36. For each of the following aqueous reactions, identify the acid, the base, the conjugate base, and the conjugate acid.
- $\text{Al}(\text{H}_2\text{O})_6^{3+} + \text{H}_2\text{O} \rightleftharpoons \text{H}_3\text{O}^+ + \text{Al}(\text{H}_2\text{O})_5(\text{OH})^{2+}$
  - $\text{H}_2\text{O} + \text{HONH}_3^+ \rightleftharpoons \text{HONH}_2 + \text{H}_3\text{O}^+$
  - $\text{HOCl} + \text{C}_6\text{H}_5\text{NH}_2 \rightleftharpoons \text{OCl}^- + \text{C}_6\text{H}_5\text{NH}_3^+$

37. Classify each of the following as a strong acid or a weak acid.



38. Consider the following illustrations:



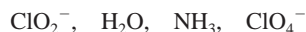
Which beaker best illustrates what happens when the following acids are dissolved in water?

- a.  $\text{HNO}_2$       d.  $\text{HF}$   
 b.  $\text{HNO}_3$       e.  $\text{HC}_2\text{H}_3\text{O}_2$   
 c.  $\text{HCl}$

39. Use Table 14.2 to order the following from the strongest to the weakest acid.



40. Use Table 14.2 to order the following from the strongest to the weakest base.



41. You may need Table 14.2 to answer the following questions.

- a. Which is the stronger acid,  $\text{HCl}$  or  $\text{H}_2\text{O}$ ?  
 b. Which is the stronger acid,  $\text{H}_2\text{O}$  or  $\text{HNO}_2$ ?  
 c. Which is the stronger acid,  $\text{HCN}$  or  $\text{HOC}_6\text{H}_5$ ?

42. You may need Table 14.2 to answer the following questions.

- a. Which is the stronger base,  $\text{Cl}^-$  or  $\text{H}_2\text{O}$ ?  
 b. Which is the stronger base,  $\text{H}_2\text{O}$  or  $\text{NO}_2^-$ ?  
 c. Which is the stronger base,  $\text{CN}^-$  or  $\text{OC}_6\text{H}_5^-$ ?

### Autoionization of Water and the pH Scale

43. Calculate the  $[\text{OH}^-]$  of each of the following solutions at  $25^\circ\text{C}$ . Identify each solution as neutral, acidic, or basic.

- a.  $[\text{H}^+] = 1.0 \times 10^{-7} \text{ M}$       c.  $[\text{H}^+] = 12 \text{ M}$   
 b.  $[\text{H}^+] = 8.3 \times 10^{-16} \text{ M}$       d.  $[\text{H}^+] = 5.4 \times 10^{-5} \text{ M}$

44. Calculate the  $[\text{H}^+]$  of each of the following solutions at  $25^\circ\text{C}$ . Identify each solution as neutral, acidic, or basic.

- a.  $[\text{OH}^-] = 1.5 \text{ M}$   
 b.  $[\text{OH}^-] = 3.6 \times 10^{-15} \text{ M}$   
 c.  $[\text{OH}^-] = 1.0 \times 10^{-7} \text{ M}$   
 d.  $[\text{OH}^-] = 7.3 \times 10^{-4} \text{ M}$

45. Values of  $K_w$  as a function of temperature are as follows:

Temperature ( $^\circ\text{C}$ )	$K_w$
0	$1.14 \times 10^{-15}$
25	$1.00 \times 10^{-14}$
35	$2.09 \times 10^{-14}$
40	$2.92 \times 10^{-14}$
50	$5.47 \times 10^{-14}$

- a. Is the autoionization of water exothermic or endothermic?  
 b. Calculate  $[\text{H}^+]$  and  $[\text{OH}^-]$  in a neutral solution at  $50^\circ\text{C}$ .

46. At  $40^\circ\text{C}$  the value of  $K_w$  is  $2.92 \times 10^{-14}$ .

- a. Calculate the  $[\text{H}^+]$  and  $[\text{OH}^-]$  in pure water at  $40^\circ\text{C}$ .  
 b. What is the pH of pure water at  $40^\circ\text{C}$ ?  
 c. If the hydroxide ion concentration in a solution is  $0.10 \text{ M}$ , what is the pH at  $40^\circ\text{C}$ ?

47. Calculate the pH and pOH of the solutions in Exercises 43 and 44.

48. Calculate  $[\text{H}^+]$  and  $[\text{OH}^-]$  for each solution at  $25^\circ\text{C}$ . Identify each solution as neutral, acidic, or basic.

- a.  $\text{pH} = 7.40$  (the normal pH of blood)  
 b.  $\text{pH} = 15.3$   
 c.  $\text{pH} = -1.0$   
 d.  $\text{pH} = 3.20$   
 e.  $\text{pOH} = 5.0$   
 f.  $\text{pOH} = 9.60$

49. Fill in the missing information in the following table.

	pH	pOH	$[\text{H}^+]$	$[\text{OH}^-]$	Acidic, Basic, or Neutral?
Solution a	6.88	—	—	—	—
Solution b	—	—	—	$8.4 \times 10^{-14} \text{ M}$	—
Solution c	—	3.11	—	—	—
Solution d	—	—	$1.0 \times 10^{-7} \text{ M}$	—	—

50. Fill in the missing information in the following table.

	pH	pOH	$[\text{H}^+]$	$[\text{OH}^-]$	Acidic, Basic, or Neutral?
Solution a	9.63	—	—	—	—
Solution b	—	—	—	$3.9 \times 10^{-6} \text{ M}$	—
Solution c	—	—	$0.027 \text{ M}$	—	—
Solution d	—	12.2	—	—	—

51. The pH of a sample of gastric juice in a person's stomach is 2.1. Calculate the pOH,  $[\text{H}^+]$ , and  $[\text{OH}^-]$  for this sample. Is gastric juice acidic or basic?

52. The pOH of a sample of baking soda dissolved in water is 5.74 at 25°C. Calculate the pH,  $[H^+]$ , and  $[OH^-]$  for this sample. Is the solution acidic or basic?

### Solutions of Acids


53. What are the major species present in 0.250 M solutions of each of the following acids? Calculate the pH of each of these solutions.  
 a.  $HClO_4$       b.  $HNO_3$
54. A solution is prepared by adding 50.0 mL of 0.050 M HBr to 150.0 mL of 0.10 M HI. Calculate the concentrations of all species in this solution. HBr and HI are both considered strong acids.
55. Calculate the pH of each of the following solutions of a strong acid in water.  
 a. 0.10 M HCl      c.  $1.0 \times 10^{-11}$  M HCl  
 b. 5.0 M HCl
56. Calculate the pH of each of the following solutions containing a strong acid in water.  
 a.  $2.0 \times 10^{-2}$  M  $HNO_3$       c.  $6.2 \times 10^{-12}$  M  $HNO_3$   
 b. 4.0 M  $HNO_3$
57. Calculate the concentration of an aqueous HI solution that has pH = 2.50. HI is a strong acid.
58. Calculate the concentration of an aqueous HBr solution that has pH = 4.25. HBr is a strong acid.
59. How would you prepare 1600 mL of a pH = 1.50 solution using concentrated (12 M) HCl?
60. A solution is prepared by adding 50.0 mL concentrated hydrochloric acid and 20.0 mL concentrated nitric acid to 300 mL water. More water is added until the final volume is 1.00 L. Calculate  $[H^+]$ ,  $[OH^-]$ , and the pH for this solution. [Hint: Concentrated HCl is 38% HCl (by mass) and has a density of 1.19 g/mL; concentrated  $HNO_3$  is 70%  $HNO_3$  (by mass) and has a density of 1.42 g/mL.]
61. What are the major species present in 0.250 M solutions of each of the following acids? Calculate the pH of each of these solutions.  
 a.  $HNO_2$       b.  $CH_3CO_2H$  ( $HC_2H_3O_2$ )
62. What are the major species present in 0.250 M solutions of each of the following acids? Calculate the pH of each of these solutions.  
 a.  $HOC_6H_5$       b. HCN
63. Calculate the concentration of all species present and the pH of a 0.020 M HF solution.
64. Calculate the percent dissociation for a 0.22 M solution of chlorous acid ( $HClO_2$ ,  $K_a = 1.2 \times 10^{-2}$ ).
65. For propanoic acid ( $HC_3H_5O_2$ ,  $K_a = 1.3 \times 10^{-5}$ ), determine the concentration of all species present, the pH, and the percent dissociation of a 0.100 M solution.
66. A solution is prepared by dissolving 0.56 g benzoic acid ( $C_6H_5CO_2H$ ,  $K_a = 6.4 \times 10^{-5}$ ) in enough water to make 1.0 L of solution. Calculate  $[C_6H_5CO_2H]$ ,  $[C_6H_5CO_2^-]$ ,  $[H^+]$ ,  $[OH^-]$ , and the pH of this solution.
67. Monochloroacetic acid,  $HC_2H_2ClO_2$ , is a skin irritant that is used in “chemical peels” intended to remove the top layer of dead skin from the face and ultimately improve the complexion. The value of  $K_a$  for monochloroacetic acid is  $1.35 \times 10^{-3}$ . Calculate the pH of a 0.10 M solution of monochloroacetic acid.
68. Formic acid ( $HCO_2H$ ) is secreted by ants. Calculate  $[H^+]$  and the pH of a 0.025 M solution of formic acid ( $K_a = 1.8 \times 10^{-4}$ ).
69. Calculate the pH of a solution that contains 1.0 M HF and 1.0 M  $HOC_6H_5$ . Also calculate the concentration of  $OC_6H_5^-$  in this solution at equilibrium.
70. A solution is made by adding 50.0 mL of 0.200 M acetic acid ( $K_a = 1.8 \times 10^{-5}$ ) to 50.0 mL of  $1.00 \times 10^{-3}$  M HCl.  
 a. Calculate the pH of the solution.  
 b. Calculate the acetate ion concentration.
71. Calculate the percent dissociation of the acid in each of the following solutions.  
 a. 0.50 M acetic acid  
 b. 0.050 M acetic acid  
 c. 0.0050 M acetic acid  
 d. Use Le Châtelier’s principle to explain why percent dissociation increases as the concentration of a weak acid decreases.  
 e. Even though the percent dissociation increases from solutions a to c, the  $[H^+]$  decreases. Explain.
72. Using the  $K_a$  values in Table 14.2, calculate the percent dissociation in a 0.20 M solution of each of the following acids.  
 a. nitric acid ( $HNO_3$ )  
 b. nitrous acid ( $HNO_2$ )  
 c. phenol ( $HOC_6H_5$ )  
 d. How is percent dissociation of an acid related to the  $K_a$  value for the acid (assuming equal initial concentrations of acids)?
73. A 0.15 M solution of a weak acid is 3.0% dissociated. Calculate  $K_a$ .
74. An acid HX is 25% dissociated in water. If the equilibrium concentration of HX is 0.30 M, calculate the  $K_a$  value for HX.
75. The pH of a  $1.00 \times 10^{-2}$  M solution of cyanic acid ( $HOCN$ ) is 2.77 at 25°C. Calculate  $K_a$  for HOCN from this result.
76. The pH of a 0.063 M solution of hypobromous acid (HOBr but usually written HBrO) is 4.95. Calculate  $K_a$ .
77. A solution of formic acid ( $HCOOH$ ,  $K_a = 1.8 \times 10^{-4}$ ) has a pH of 2.70. Calculate the initial concentration of formic acid in this solution.
78. A typical sample of vinegar has a pH of 3.0. Assuming that vinegar is only an aqueous solution of acetic acid ( $K_a = 1.8 \times 10^{-5}$ ), calculate the concentration of acetic acid in vinegar.
79. One mole of a weak acid HA was dissolved in 2.0 L of solution. After the system had come to equilibrium, the concentration of HA was found to be 0.45 M. Calculate  $K_a$  for HA.
80. You have 100.0 g saccharin, a sugar substitute, and you want to prepare a pH = 5.75 solution. What volume of solution can be prepared? For saccharin,  $HC_7H_4NSO_3$ ,  $pK_a = 11.70$  ( $pK_a = -\log K_a$ ).



## Solutions of Bases

81. Write the reaction and the corresponding  $K_b$  equilibrium expression for each of the following substances acting as bases in water.  
 a.  $\text{NH}_3$     b.  $\text{C}_5\text{H}_5\text{N}$
82. Write the reaction and the corresponding  $K_b$  equilibrium expression for each of the following substances acting as bases in water.  
 a. aniline,  $\text{C}_6\text{H}_5\text{NH}_2$     b. dimethylamine,  $(\text{CH}_3)_2\text{NH}$

83. Use Table 14.3 to help order the following bases from strongest to weakest.



84. Use Table 14.3 to help order the following acids from strongest to weakest.



85. Use Table 14.3 to help answer the following questions.

- Which is the stronger base,  $\text{ClO}_4^-$  or  $\text{C}_6\text{H}_5\text{NH}_2$ ?
- Which is the stronger base,  $\text{H}_2\text{O}$  or  $\text{C}_6\text{H}_5\text{NH}_2$ ?
- Which is the stronger base,  $\text{OH}^-$  or  $\text{C}_6\text{H}_5\text{NH}_2$ ?
- Which is the stronger base,  $\text{C}_6\text{H}_5\text{NH}_2$  or  $\text{CH}_3\text{NH}_2$ ?

86. Use Table 14.3 to help answer the following questions.

- Which is the stronger acid,  $\text{HClO}_4$  or  $\text{C}_6\text{H}_5\text{NH}_3^+$ ?
- Which is the stronger acid,  $\text{H}_2\text{O}$  or  $\text{C}_6\text{H}_5\text{NH}_3^+$ ?
- Which is the stronger acid,  $\text{C}_6\text{H}_5\text{NH}_3^+$  or  $\text{CH}_3\text{NH}_3^+$ ?

87. Calculate the pH of the following solutions.

- 0.10 M NaOH
- $1.0 \times 10^{-10}$  M NaOH
- 2.0 M NaOH

88. Calculate  $[\text{OH}^-]$ , pOH, and pH for each of the following.

- 0.00040 M  $\text{Ca}(\text{OH})_2$
- a solution containing 25 g KOH per liter
- a solution containing 150.0 g NaOH per liter

89. What are the major species present in 0.015 M solutions of each of the following bases?

- KOH    b.  $\text{Ba}(\text{OH})_2$

What is  $[\text{OH}^-]$  and the pH of each of these solutions?

90. What are the major species present in the following mixtures of bases?

- 0.050 M NaOH and 0.050 M LiOH
- 0.0010 M  $\text{Ca}(\text{OH})_2$  and 0.020 M RbOH


What is  $[\text{OH}^-]$  and the pH of each of these solutions?

91. What mass of KOH is necessary to prepare 800.0 mL of a solution having a pH = 11.56?

92. Calculate the concentration of an aqueous  $\text{Sr}(\text{OH})_2$  that has pH = 10.50.

93. What are the major species present in a 0.150 M  $\text{NH}_3$  solution? Calculate the  $[\text{OH}^-]$  and the pH of this solution.

94. For the reaction of hydrazine ( $\text{N}_2\text{H}_4$ ) in water,



$K_b$  is  $3.0 \times 10^{-6}$ . Calculate the concentrations of all species and the pH of a 2.0 M solution of hydrazine in water.

95. Calculate  $[\text{OH}^-]$ ,  $[\text{H}^+]$ , and the pH of 0.20 M solutions of each of the following amines.

- triethylamine [ $(\text{C}_2\text{H}_5)_3\text{N}$ ,  $K_b = 4.0 \times 10^{-4}$ ]
- hydroxylamine ( $\text{HONH}_2$ ,  $K_b = 1.1 \times 10^{-8}$ )

96. Calculate  $[\text{OH}^-]$ ,  $[\text{H}^+]$ , and the pH of 0.40 M solutions of each of the following amines (the  $K_b$  values are found in Table 14.3).

- aniline    b. methylamine

97. Calculate the pH of a 0.20 M  $\text{C}_2\text{H}_5\text{NH}_2$  solution ( $K_b = 5.6 \times 10^{-4}$ ).

98. Calculate the pH of a 0.050 M  $(\text{C}_2\text{H}_5)_2\text{NH}$  solution ( $K_b = 1.3 \times 10^{-3}$ ).

99. What is the percent ionization in each of the following solutions?

- 0.10 M  $\text{NH}_3$     c. 0.10 M  $\text{CH}_3\text{NH}_2$

- 0.010 M  $\text{NH}_3$

100. Calculate the percentage of pyridine ( $\text{C}_5\text{H}_5\text{N}$ ) that forms pyridinium ion,  $\text{C}_5\text{H}_5\text{NH}^+$ , in a 0.10 M aqueous solution of pyridine ( $K_b = 1.7 \times 10^{-9}$ ).

101. The pH of a 0.016 M aqueous solution of *p*-toluidine ( $\text{CH}_3\text{C}_6\text{H}_4\text{NH}_2$ ) is 8.60. Calculate  $K_b$ .

102. Calculate the mass of  $\text{HONH}_2$  required to dissolve in enough water to make 250.0 mL of solution having a pH of 10.00 ( $K_b = 1.1 \times 10^{-8}$ ).

## Polyprotic Acids

103. Write out the stepwise  $K_a$  reactions for the diprotic acid  $\text{H}_2\text{SO}_3$ .

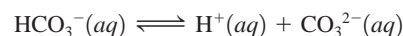
104. Write out the stepwise  $K_a$  reactions for citric acid ( $\text{H}_3\text{C}_6\text{H}_5\text{O}_7$ ), a triprotic acid.

105. Phosphoric acid is a common ingredient in traditional cola drinks. It is added to provide the drinks with a pleasantly tart taste. Although phosphoric acid is a triprotic acid, its protons are lost one at a time. Assuming that in cola drinks the concentration of phosphoric acid is 0.007 M, calculate the pH in this solution.

106. Arsenic acid ( $\text{H}_3\text{AsO}_4$ ) is a triprotic acid with  $K_{a_1} = 5 \times 10^{-3}$ ,  $K_{a_2} = 8 \times 10^{-8}$ , and  $K_{a_3} = 6 \times 10^{-10}$ . Calculate  $[\text{H}^+]$ ,  $[\text{OH}^-]$ ,  $[\text{H}_3\text{AsO}_4]$ ,  $[\text{H}_2\text{AsO}_4^-]$ ,  $[\text{HAsO}_4^{2-}]$ , and  $[\text{AsO}_4^{3-}]$  in a 0.20 M arsenic acid solution.

107. Calculate the pH and  $[\text{S}^{2-}]$  in a 0.10 M  $\text{H}_2\text{S}$  solution. Assume  $K_{a_1} = 1.0 \times 10^{-7}$ ,  $K_{a_2} = 1.0 \times 10^{-19}$ .

108. Calculate  $[\text{CO}_3^{2-}]$  in a 0.010 M solution of  $\text{CO}_2$  in water (usually written as  $\text{H}_2\text{CO}_3$ ). If all the  $\text{CO}_3^{2-}$  in this solution comes from the reaction



what percentage of the  $\text{H}^+$  ions in the solution is a result of the dissociation of  $\text{HCO}_3^-$ ? When acid is added to a solution of sodium hydrogen carbonate ( $\text{NaHCO}_3$ ), vigorous bubbling occurs. How is this reaction related to the existence of carbonic acid ( $\text{H}_2\text{CO}_3$ ) molecules in aqueous solution?

109. Calculate the pH of a 2.0 M  $\text{H}_2\text{SO}_4$  solution.

110. Calculate the pH of a  $5.0 \times 10^{-3}$  M solution of  $\text{H}_2\text{SO}_4$ .

## Acid–Base Properties of Salts

111. Arrange the following 0.10 *M* solutions in order of most acidic to most basic.



112. Arrange the following 0.10 *M* solutions in order from most acidic to most basic. See Appendix 5 for  $K_a$  and  $K_b$  values.



113. Given that the  $K_a$  value for acetic acid is  $1.8 \times 10^{-5}$  and the  $K_a$  value for hypochlorous acid is  $3.5 \times 10^{-8}$ , which is the stronger base,  $\text{OCl}^-$  or  $\text{C}_2\text{H}_3\text{O}_2^-$ ?

114. The  $K_b$  values for ammonia and methylamine are  $1.8 \times 10^{-5}$  and  $4.4 \times 10^{-4}$ , respectively. Which is the stronger acid,  $\text{NH}_4^+$  or  $\text{CH}_3\text{NH}_3^+$ ?

115. Determine  $[\text{OH}^-]$ ,  $[\text{H}^+]$ , and the pH of each of the following solutions.

- a. 1.0 *M* KCl      b. 1.0 *M* KF

116. Calculate the concentrations of all species present in a 0.25 *M* solution of ethylammonium chloride ( $\text{C}_2\text{H}_5\text{NH}_3\text{Cl}$ ).

117. Calculate the pH of each of the following solutions.

- a. 0.10 *M*  $\text{CH}_3\text{NH}_3\text{Cl}$       b. 0.050 *M* NaCN

118. Calculate the pH of each of the following solutions.

- a. 0.12 *M*  $\text{KNO}_2$       c. 0.40 *M*  $\text{NH}_4\text{ClO}_4$   
b. 0.45 *M* NaOCl

119. An unknown salt is either NaCN,  $\text{NaC}_2\text{H}_3\text{O}_2$ , NaF, NaCl, or NaOCl. When 0.100 mol of the salt is dissolved in 1.00 L of solution, the pH of the solution is 8.07. What is the identity of the salt?

120. Consider a solution of an unknown salt having the general formula BHCl, where B is one of the weak bases in Table 14.3. A 0.10 *M* solution of the unknown salt has a pH of 5.82. What is the actual formula of the salt?

121. A 0.050 *M* solution of the salt NaB has a pH of 9.00. Calculate the pH of a 0.010 *M* solution of HB.

122. A 0.20 *M* sodium chlorobenzoate ( $\text{NaC}_7\text{H}_4\text{ClO}_2$ ) solution has a pH of 8.65. Calculate the pH of a 0.20 *M* chlorobenzoic acid ( $\text{HC}_7\text{H}_4\text{ClO}_2$ ) solution.

123. Calculate the pH of a 0.050 *M*  $\text{Al}(\text{NO}_3)_3$  solution. The  $K_a$  value for  $\text{Al}(\text{H}_2\text{O})_6^{3+}$  is  $1.4 \times 10^{-5}$ .

124. Calculate the pH of a 0.10 *M*  $\text{CoCl}_3$  solution. The  $K_a$  value for  $\text{Co}(\text{H}_2\text{O})_6^{3+}$  is  $1.0 \times 10^{-5}$ .

125. Are solutions of the following salts acidic, basic, or neutral? For those that are not neutral, write balanced chemical equations for the reactions causing the solution to be acidic or basic. The relevant  $K_a$  and  $K_b$  values are found in Tables 14.2 and 14.3.

- a.  $\text{NaNO}_3$       c.  $\text{C}_5\text{H}_5\text{NHClO}_4$       e. KOCl  
b.  $\text{NaNO}_2$       d.  $\text{NH}_4\text{NO}_2$       f.  $\text{NH}_4\text{OCl}$

126. Are solutions of the following salts acidic, basic, or neutral? For those that are not neutral, write balanced equations for the

reactions causing the solution to be acidic or basic. The relevant  $K_a$  and  $K_b$  values are found in Tables 14.2 and 14.3.

- a. KCl      c.  $\text{CH}_3\text{NH}_3\text{Cl}$       e.  $\text{NH}_4\text{F}$   
b.  $\text{NH}_4\text{C}_2\text{H}_3\text{O}_2$       d. KF      f.  $\text{CH}_3\text{NH}_3\text{CN}$

## Relationships Between Structure and Strengths of Acids and Bases

127. Place the species in each of the following groups in order of increasing acid strength. Explain the order you chose for each group.

- a.  $\text{HIO}_3$ ,  $\text{HBrO}_3$       c. HOCl, HOI  
b.  $\text{HNO}_2$ ,  $\text{HNO}_3$       d.  $\text{H}_3\text{PO}_4$ ,  $\text{H}_3\text{PO}_3$

128. Place the species in each of the following groups in order of increasing base strength. Give your reasoning in each case.

- a.  $\text{IO}_3^-$ ,  $\text{BrO}_3^-$       b.  $\text{NO}_2^-$ ,  $\text{NO}_3^-$       c.  $\text{OCl}^-$ ,  $\text{OI}^-$

129. Place the species in each of the following groups in order of increasing acid strength.

- a.  $\text{H}_2\text{O}$ ,  $\text{H}_2\text{S}$ ,  $\text{H}_2\text{Se}$  (bond energies: H—O, 467 kJ/mol; H—S, 363 kJ/mol; H—Se, 276 kJ/mol)  
b.  $\text{CH}_3\text{CO}_2\text{H}$ ,  $\text{FCH}_2\text{CO}_2\text{H}$ ,  $\text{F}_2\text{CHCO}_2\text{H}$ ,  $\text{F}_3\text{CCO}_2\text{H}$   
c.  $\text{NH}_4^+$ ,  $\text{HONH}_3^+$   
d.  $\text{NH}_4^+$ ,  $\text{PH}_4^+$  (bond energies: N—H, 391 kJ/mol; P—H, 322 kJ/mol)

Give reasons for the orders you chose.

130. Using your results from Exercise 129, place the species in each of the following groups in order of increasing base strength.

- a.  $\text{OH}^-$ ,  $\text{SH}^-$ ,  $\text{SeH}^-$       b.  $\text{NH}_3$ ,  $\text{PH}_3$       c.  $\text{NH}_3$ ,  $\text{HONH}_2$

131. Will the following oxides give acidic, basic, or neutral solutions when dissolved in water? Write reactions to justify your answers.

- a. CaO      b.  $\text{SO}_2$       c.  $\text{Cl}_2\text{O}$

132. Will the following oxides give acidic, basic, or neutral solutions when dissolved in water? Write reactions to justify your answers.

- a.  $\text{Li}_2\text{O}$       b.  $\text{CO}_2$       c. SrO

## Lewis Acids and Bases

133. Identify the Lewis acid and the Lewis base in each of the following reactions.

- a.  $\text{B}(\text{OH})_3(\text{aq}) + \text{H}_2\text{O}(\text{l}) \rightleftharpoons \text{B}(\text{OH})_4^-(\text{aq}) + \text{H}^+(\text{aq})$   
b.  $\text{Ag}^+(\text{aq}) + 2\text{NH}_3(\text{aq}) \rightleftharpoons \text{Ag}(\text{NH}_3)_2^+(\text{aq})$   
c.  $\text{BF}_3(\text{g}) + \text{F}^-(\text{aq}) \rightleftharpoons \text{BF}_4^-(\text{aq})$

134. Identify the Lewis acid and the Lewis base in each of the following reactions.

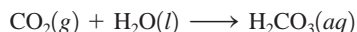
- a.  $\text{Fe}^{3+}(\text{aq}) + 6\text{H}_2\text{O}(\text{l}) \rightleftharpoons \text{Fe}(\text{H}_2\text{O})_6^{3+}(\text{aq})$   
b.  $\text{H}_2\text{O}(\text{l}) + \text{CN}^-(\text{aq}) \rightleftharpoons \text{HCN}(\text{aq}) + \text{OH}^-(\text{aq})$   
c.  $\text{HgI}_2(\text{s}) + 2\text{I}^-(\text{aq}) \rightleftharpoons \text{HgI}_4^{2-}(\text{aq})$

135. Aluminum hydroxide is an amphoteric substance. It can act as either a Brønsted–Lowry base or a Lewis acid. Write a reaction showing  $\text{Al}(\text{OH})_3$  acting as a base toward  $\text{H}^+$  and as an acid toward  $\text{OH}^-$ .

136. Zinc hydroxide is an amphoteric substance. Write equations that describe  $\text{Zn}(\text{OH})_2$  acting as a Brønsted–Lowry base toward  $\text{H}^+$  and as a Lewis acid toward  $\text{OH}^-$ .

137. Would you expect  $\text{Fe}^{3+}$  or  $\text{Fe}^{2+}$  to be the stronger Lewis acid? Explain.

138. Use the Lewis acid–base model to explain the following reaction.



### ► Connecting to Biochemistry

139. A typical aspirin tablet contains 325 mg acetylsalicylic acid ( $\text{HC}_9\text{H}_7\text{O}_4$ ). Calculate the pH of a solution that is prepared by dissolving two aspirin tablets in one cup (237 mL) of solution. Assume the aspirin tablets are pure acetylsalicylic acid,  $K_a = 3.3 \times 10^{-4}$ .
140. Trichloroacetic acid ( $\text{CCl}_3\text{CO}_2\text{H}$ ) is a corrosive acid that is used to precipitate proteins. The pH of a 0.050 M solution of trichloroacetic acid is the same as the pH of a 0.040 M  $\text{HClO}_4$  solution. Calculate  $K_a$  for trichloroacetic acid.
141. A typical vitamin C tablet (containing pure ascorbic acid,  $\text{H}_2\text{C}_6\text{H}_6\text{O}_6$ ) weighs 500. mg. One vitamin C tablet is dissolved in enough water to make 200.0 mL of solution. Calculate the pH of this solution. Ascorbic acid is a diprotic acid.
142. Quinine ( $\text{C}_{20}\text{H}_{24}\text{N}_2\text{O}_2$ ) is the most important alkaloid derived from cinchona bark. It is used as an antimalarial drug. For quinine,  $\text{p}K_{b_1} = 5.1$  and  $\text{p}K_{b_2} = 9.7$  ( $\text{p}K_b = -\log K_b$ ). Only 1 g quinine will dissolve in 1900.0 mL of solution. Calculate the pH of a saturated aqueous solution of quinine. Consider only the reaction  $\text{Q} + \text{H}_2\text{O} \rightleftharpoons \text{QH}^+ + \text{OH}^-$  described by  $\text{p}K_{b_1}$ , where Q = quinine.
143. Codeine ( $\text{C}_{18}\text{H}_{21}\text{NO}_3$ ) is a derivative of morphine that is used as an analgesic, narcotic, or antitussive. It was once commonly used in cough syrups but is now available only by prescription because of its addictive properties. If the pH of a  $1.7 \times 10^{-3}$  M solution of codeine is 9.59, calculate  $K_b$ .
144. A codeine-containing cough syrup lists codeine sulfate as a major ingredient instead of codeine. *The Merck Index* gives  $\text{C}_{36}\text{H}_{44}\text{N}_2\text{O}_{10}\text{S}$  as the formula for codeine sulfate. Describe the composition of codeine sulfate. (See Exercise 143.) Why is codeine sulfate used instead of codeine?
145. Sodium azide ( $\text{NaN}_3$ ) is sometimes added to water to kill bacteria. Calculate the concentration of all species in a 0.010 M solution of  $\text{NaN}_3$ . The  $K_a$  value for hydrazoic acid ( $\text{HN}_3$ ) is  $1.9 \times 10^{-5}$ .
146. Papaverine hydrochloride (abbreviated  $\text{papH}^+\text{Cl}^-$ ; molar mass = 378.85 g/mol) is a drug that belongs to a group of medicines called vasodilators, which cause blood vessels to expand, thereby increasing blood flow. This drug is the conjugate acid of the weak base papaverine (abbreviated pap;  $K_b = 8.33 \times 10^{-9}$  at 35.0°C). Calculate the pH of a 30.0 mg/mL aqueous dose of  $\text{papH}^+\text{Cl}^-$  prepared at 35.0°C.  $K_w$  at 35.0°C is  $2.1 \times 10^{-14}$ .
147. Hemoglobin (abbreviated Hb) is a protein that is responsible for the transport of oxygen in the blood of mammals. Each hemoglobin molecule contains four iron atoms that are the binding sites for  $\text{O}_2$  molecules. The oxygen binding is pH-dependent. The relevant equilibrium reaction is

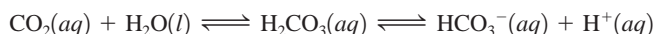


Use Le Châtelier's principle to answer the following.

- a. What form of hemoglobin,  $\text{HbH}_4^{4+}$  or  $\text{Hb}(\text{O}_2)_4$ , is favored in the lungs? What form is favored in the cells?

- b. When a person hyperventilates, the concentration of  $\text{CO}_2$  in the blood is decreased. How does this affect the oxygen-binding equilibrium? How does breathing into a paper bag help to counteract this effect? (See Exercise 148.)
- c. When a person has suffered a cardiac arrest, injection of a sodium bicarbonate solution is given. Why is this necessary? (Hint:  $\text{CO}_2$  blood levels increase during cardiac arrest.)


148. The pH of human blood is steady at a value of approximately 7.4 owing to the following equilibrium reactions:



Acids formed during normal cellular respiration react with the  $\text{HCO}_3^-$  to form carbonic acid, which is in equilibrium with  $\text{CO}_2(aq)$  and  $\text{H}_2\text{O}(l)$ . During vigorous exercise, a person's  $\text{H}_2\text{CO}_3$  blood levels were 26.3 mM, whereas his  $\text{CO}_2$  levels were 1.63 mM. On resting, the  $\text{H}_2\text{CO}_3$  levels declined to 24.9. What was the  $\text{CO}_2$  blood level at rest?

### ► Additional Exercises

149. A 10.0-mL sample of an HCl solution has a pH of 2.000. What volume of water must be added to change the pH to 4.000?
150. Which of the following represent conjugate acid–base pairs? For those pairs that are not conjugates, write the correct conjugate acid or base for each species in the pair.
- a.  $\text{H}_2\text{O}$ ,  $\text{OH}^-$       c.  $\text{H}_3\text{PO}_4$ ,  $\text{H}_2\text{PO}_4^-$   
 b.  $\text{H}_2\text{SO}_4$ ,  $\text{SO}_4^{2-}$       d.  $\text{HC}_2\text{H}_3\text{O}_2$ ,  $\text{C}_2\text{H}_3\text{O}_2^-$
151. A solution is tested for pH and conductivity as pictured below:



The solution contains one of the following substances: HCl, NaOH,  $\text{NH}_4\text{Cl}$ , HCN,  $\text{NH}_3$ , HF, or NaCN. If the solute concentration is about 1.0 M, what is the identity of the solute?

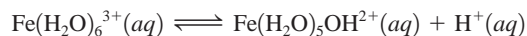
152. A 0.25-g sample of lime ( $\text{CaO}$ ) is dissolved in enough water to make 1500 mL of solution. Calculate the pH of the solution.
153. At 25°C, a saturated solution of benzoic acid ( $K_a = 6.4 \times 10^{-5}$ ) has a pH of 2.80. Calculate the water solubility of benzoic acid in moles per liter.
154. Calculate the pH of an aqueous solution containing  $1.0 \times 10^{-2}$  M HCl,  $1.0 \times 10^{-2}$  M  $\text{H}_2\text{SO}_4$ , and  $1.0 \times 10^{-2}$  M HCN.
155. Acrylic acid ( $\text{CH}_2=\text{CHCO}_2\text{H}$ ) is a precursor for many important plastics.  $K_a$  for acrylic acid is  $5.6 \times 10^{-5}$ .
- a. Calculate the pH of a 0.10 M solution of acrylic acid.
- b. Calculate the percent dissociation of a 0.10 M solution of acrylic acid.

- c. Calculate the pH of a 0.050 *M* solution of sodium acrylate ( $\text{NaC}_3\text{H}_3\text{O}_2$ ).
156. Classify each of the following as a strong acid, weak acid, strong base, or weak base in aqueous solution.
- a.  $\text{HNO}_2$   
 b.  $\text{HNO}_3$   
 c.  $\text{CH}_3\text{NH}_2$   
 d.  $\text{NaOH}$   
 e.  $\text{NH}_3$   
 f.  $\text{HF}$
- g.  $\text{HC}(\text{OH})_2$   
 h.  $\text{Ca}(\text{OH})_2$   
 i.  $\text{H}_2\text{SO}_4$
157. The equilibrium constant  $K_a$  for the reaction
- $$\text{Fe}(\text{H}_2\text{O})_6^{3+}(\text{aq}) + \text{H}_2\text{O}(\text{l}) \rightleftharpoons \text{Fe}(\text{H}_2\text{O})_5(\text{OH})^{2+}(\text{aq}) + \text{H}_3\text{O}^+(\text{aq})$$
- is  $6.0 \times 10^{-3}$ .
- a. Calculate the pH of a 0.10 *M* solution of  $\text{Fe}(\text{H}_2\text{O})_6^{3+}$ .  
 b. Will a 1.0 *M* solution of iron(II) nitrate have a higher or lower pH than a 1.0 *M* solution of iron(III) nitrate? Explain.
158. Rank the following 0.10 *M* solutions in order of increasing pH.
- a.  $\text{HI}$ ,  $\text{HF}$ ,  $\text{NaF}$ ,  $\text{NaI}$   
 b.  $\text{NH}_4\text{Br}$ ,  $\text{HBr}$ ,  $\text{KBr}$ ,  $\text{NH}_3$   
 c.  $\text{C}_6\text{H}_5\text{NH}_3\text{NO}_3$ ,  $\text{NaNO}_3$ ,  $\text{NaOH}$ ,  $\text{HOC}_6\text{H}_5$ ,  $\text{KOC}_6\text{H}_5$ ,  $\text{C}_6\text{H}_5\text{NH}_2$ ,  $\text{HNO}_3$
159. Is an aqueous solution of  $\text{NaHSO}_4$  acidic, basic, or neutral? What reaction occurs with water? Calculate the pH of a 0.10 *M* solution of  $\text{NaHSO}_4$ .
160. Calculate the value for the equilibrium constant for each of the following aqueous reactions.
- a.  $\text{NH}_3 + \text{H}_3\text{O}^+ \rightleftharpoons \text{NH}_4^+ + \text{H}_2\text{O}$   
 b.  $\text{NO}_2^- + \text{H}_3\text{O}^+ \rightleftharpoons \text{HNO}_2 + \text{H}_2\text{O}$   
 c.  $\text{NH}_4^+ + \text{OH}^- \rightleftharpoons \text{NH}_3 + \text{H}_2\text{O}$   
 d.  $\text{HNO}_2 + \text{OH}^- \rightleftharpoons \text{H}_2\text{O} + \text{NO}_2^-$
161. Students are often surprised to learn that organic acids, such as acetic acid, contain  $-\text{OH}$  groups. Actually, all oxyacids contain hydroxyl groups. Sulfuric acid, usually written as  $\text{H}_2\text{SO}_4$ , has the structural formula  $\text{SO}_2(\text{OH})_2$ , where S is the central atom. Identify the acids whose structural formulas are shown below. Why do they behave as acids, while  $\text{NaOH}$  and  $\text{KOH}$  are bases?
- a.  $\text{SO}(\text{OH})_2$     b.  $\text{ClO}_2(\text{OH})$     c.  $\text{HPO}(\text{OH})_2$

## ► Challenge Problems

162. The pH of  $1.0 \times 10^{-8}$  *M* hydrochloric acid is not 8.00. The correct pH can be calculated by considering the relationship between the molarities of the three principal ions in the solution ( $\text{H}^+$ ,  $\text{Cl}^-$ , and  $\text{OH}^-$ ). These molarities can be calculated from algebraic equations that can be derived from the considerations given below.
- a. The solution is electrically neutral.  
 b. The hydrochloric acid can be assumed to be 100% ionized.  
 c. The product of the molarities of the hydronium ions and the hydroxide ions must equal  $K_w$ .  
 Calculate the pH of a  $1.0 \times 10^{-8}$  *M*  $\text{HCl}$  solution.
163. Calculate the pH of a  $1.0 \times 10^{-7}$  *M* solution of  $\text{NaOH}$  in water.
164. Calculate  $[\text{OH}^-]$  in a  $3.0 \times 10^{-7}$  *M* solution of  $\text{Ca}(\text{OH})_2$ .
165. Consider 50.0 mL of a solution of weak acid  $\text{HA} = K_a$  ( $1.00 \times 10^{-6}$ ), which has a pH of 4.000. What volume of water must be added to make the pH = 5.000?
166. Making use of the assumptions we ordinarily make in calculating the pH of an aqueous solution of a weak acid, calculate the pH of a  $1.0 \times 10^{-6}$  *M* solution of hypobromous acid ( $\text{HBrO}$ ,  $K_a = 2 \times 10^{-9}$ ). What is wrong with your answer? Why is it wrong? Without trying to solve the problem, tell what has to be included to solve the problem correctly.
167. Calculate the pH of a 0.200 *M* solution of  $\text{C}_5\text{H}_5\text{NHf}$ . *Hint:*  $\text{C}_5\text{H}_5\text{NHf}$  is a salt composed of  $\text{C}_5\text{H}_5\text{NH}^+$  and  $\text{F}^-$  ions. The principal equilibrium in this solution is the best acid reacting with the best base; the reaction for the principal equilibrium is
- $$\text{C}_5\text{H}_5\text{NH}^+(\text{aq}) + \text{F}^-(\text{aq}) \rightleftharpoons \text{C}_5\text{H}_5\text{N}(\text{aq}) + \text{HF}(\text{aq}) \quad K = 8.2 \times 10^{-3}$$
168. Determine the pH of a 0.50 *M* solution of  $\text{NH}_4\text{OCl}$ . See Exercise 167.
169. Calculate  $[\text{OH}^-]$  in a solution obtained by adding 0.0100 mol solid  $\text{NaOH}$  to 1.00 L of 15.0 *M*  $\text{NH}_3$ .
170. What mass of  $\text{NaOH}(\text{s})$  must be added to 1.0 L of 0.050 *M*  $\text{NH}_3$  to ensure that the percent ionization of  $\text{NH}_3$  is no greater than 0.0010%? Assume no volume change on addition of  $\text{NaOH}$ .
171. Consider 1000. mL of a  $1.00 \times 10^{-4}$  *M* solution of a certain acid  $\text{HA}$  that has a  $K_a$  value equal to  $1.00 \times 10^{-4}$ . How much water was added or removed (by evaporation) so that a solution remains in which 25.0% of  $\text{HA}$  is dissociated at equilibrium? Assume that  $\text{HA}$  is nonvolatile.
172. Calculate the mass of sodium hydroxide that must be added to 1.00 L of 1.00 *M*  $\text{HC}_2\text{H}_3\text{O}_2$  to double the pH of the solution (assume that the added  $\text{NaOH}$  does not change the volume of the solution).
173. Consider the species  $\text{PO}_4^{3-}$ ,  $\text{HPO}_4^{2-}$ , and  $\text{H}_2\text{PO}_4^-$ . Each ion can act as a base in water. Determine the  $K_b$  value for each of these species. Which species is the strongest base?
174. Calculate the pH of a 0.10 *M* solution of sodium phosphate. See Exercise 173.
175. Will 0.10 *M* solutions of the following salts be acidic, basic, or neutral? See Appendix 5 for  $K_a$  values.
- a. ammonium bicarbonate  
 b. sodium dihydrogen phosphate  
 c. sodium hydrogen phosphate  
 d. ammonium dihydrogen phosphate  
 e. ammonium formate
176. a. The principal equilibrium in a solution of  $\text{NaHCO}_3$  is
- $$\text{HCO}_3^-(\text{aq}) + \text{HCO}_3^-(\text{aq}) \rightleftharpoons \text{H}_2\text{CO}_3(\text{aq}) + \text{CO}_3^{2-}(\text{aq})$$
- Calculate the value of the equilibrium constant for this reaction.
- b. At equilibrium, what is the relationship between  $[\text{H}_2\text{CO}_3]$  and  $[\text{CO}_3^{2-}]$ ?  
 c. Using the equilibrium
- $$\text{H}_2\text{CO}_3(\text{aq}) \rightleftharpoons 2\text{H}^+(\text{aq}) + \text{CO}_3^{2-}(\text{aq})$$
- derive an expression for the pH of the solution in terms of  $K_{a1}$  and  $K_{a2}$ , using the result from part b.  
 d. What is the pH of a solution of  $\text{NaHCO}_3$ ?
177. A 0.100-g sample of the weak acid  $\text{HA}$  (molar mass = 100.0 g/mol) is dissolved in 500.0 g water. The freezing point of the resulting solution is  $-0.0056^\circ\text{C}$ . Calculate the value of  $K_a$  for this acid. Assume molarity equals molarity in this solution.

178. A sample containing 0.0500 mol  $\text{Fe}_2(\text{SO}_4)_3$  is dissolved in enough water to make 1.00 L of solution. This solution contains hydrated  $\text{SO}_4^{2-}$  and  $\text{Fe}(\text{H}_2\text{O})_6^{3+}$  ions. The latter behaves as an acid:



- Calculate the expected osmotic pressure of this solution at 25°C if the above dissociation is negligible.
- The actual osmotic pressure of the solution is 6.73 atm at 25°C. Calculate  $K_a$  for the dissociation reaction of  $\text{Fe}(\text{H}_2\text{O})_6^{3+}$ . (To do this calculation, you must assume that none of the ions goes through the semipermeable membrane. Actually, this is not a great assumption for the tiny  $\text{H}^+$  ion.)

### c Integrative Problems

These problems require the integration of multiple concepts to find the solutions.

179. A 2.14-g sample of sodium hypoiodite is dissolved in water to make 1.25 L of solution. The solution pH is 11.32. What is  $K_b$  for the hypoiodite ion?
180. Isocyanic acid ( $\text{HNCO}$ ) can be prepared by heating sodium cyanate in the presence of solid oxalic acid according to the equation



Upon isolating pure  $\text{HNCO}(l)$ , an aqueous solution of  $\text{HNCO}$  can be prepared by dissolving the liquid  $\text{HNCO}$  in water. What is the pH of a 100.-mL solution of  $\text{HNCO}$  prepared from the reaction of 10.0 g each of  $\text{NaOCN}$  and  $\text{H}_2\text{C}_2\text{O}_4$ , assuming all of the  $\text{HNCO}$  produced is dissolved in solution? ( $K_a$  of  $\text{HNCO} = 1.2 \times 10^{-4}$ .)

181. A certain acid, HA, has a vapor density of 5.11 g/L when in the gas phase at a temperature of 25°C and a pressure of 1.00 atm. When 1.50 g of this acid is dissolved in enough water to make 100.0 mL of solution, the pH is found to be 1.80. Calculate  $K_a$  for the acid.

### ► Marathon Problems\*

These problems are designed to incorporate several concepts and techniques into one situation.

182. Captain Kirk, of the Starship *Enterprise*, has been told by his superiors that only a chemist can be trusted with the combination to the safe containing the dilithium crystals that power the ship. The combination is the pH of solution A, described below, followed by the pH of solution C. (Example: If the pH of solution A is 3.47 and that of solution C is 8.15, then the combination to the safe is 3-47-8-15.) The chemist must determine the combination using only the information below (all solutions are at 25°C):

Solution A is 50.0 mL of a 0.100 M solution of the weak monoprotic acid HX.

Solution B is a 0.0500 M solution of the salt NaX. It has a pH of 10.02.

Solution C is made by adding 15.0 mL of 0.250 M KOH to solution A.

What is the combination to the safe?

183. For the following, mix equal volumes of one solution from Group I with one solution from Group II to achieve the indicated pH. Calculate the pH of each solution.

Group I: 0.20 M  $\text{NH}_4\text{Cl}$ , 0.20 M  $\text{HCl}$ , 0.20 M  $\text{C}_6\text{H}_5\text{NH}_3\text{Cl}$ , 0.20 M  $(\text{C}_2\text{H}_5)_3\text{NHCl}$

Group II: 0.20 M KOI, 0.20 M NaCN, 0.20 M KOCl, 0.20 M  $\text{NaNO}_2$

- the solution with the lowest pH
- the solution with the highest pH
- the solution with the pH closest to 7.00

\*Used with permission from the *Journal of Chemical Education*, Vol. 68, No. 11, 1991, pp. 919–922; copyright © 1991, Division of Chemical Education, Inc.

# Acid–Base Equilibria

- 15.1** ▶ Solutions of Acids or Bases Containing a Common Ion  
Equilibrium Calculations
- 15.2** ▶ Buffered Solutions  
Buffering: How Does It Work?
- 15.3** ▶ Buffering Capacity
- 15.4** ▶ Titrations and pH Curves  
Strong Acid–Strong Base Titrations  
Titrations of Weak Acids with Strong Bases  
Calculation of  $K_a$   
Titrations of Weak Bases with Strong Acids
- 15.5** ▶ Acid–Base Indicators

Colored Scanning Electron Micrograph (SEM) of human blood, showing red and white cells and platelets. Blood has effective buffers to maintain the pH at a constant value.

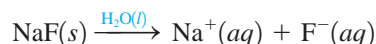
**M**uch important chemistry, including almost all the chemistry of the natural world, occurs in aqueous solution. We have already introduced one very significant class of aqueous reactions, those of acids and bases. In this chapter we will explore more applications of acid–base equilibria. In particular, we will examine buffered solutions, which contain components that enable the solution to be resistant to a change in pH. Buffered systems are especially important in living systems, which can survive only in a relatively narrow pH range. For example, although human blood contains many buffering systems, the most important of these consists of a mixture of carbonic acid ( $\sim 0.0012\text{ M}$ ) and bicarbonate ion ( $\sim 0.024\text{ M}$ ). These concentrations produce a pH of 7.4 for normal blood. Because our cells are so sensitive to pH, it is important that this pH value be maintained. So when reactions occur in our bodies, such as the formation of lactic acid ( $\text{HC}_3\text{H}_5\text{O}_3$ ) when our muscles are exerted, the buffering systems must be capable of neutralizing the effects of this acid to maintain the pH at 7.4. We will see in this chapter how a buffered solution can deal with added acid without a significant change in pH.

In this chapter we will also study acid–base titrations to explore how the pH changes when a base is added to an acid and vice versa. This process is important because titrations are often used to determine the amount of acid or base present in an unknown sample. In addition, we will see how indicators can be used to mark the endpoint of an acid–base titration.

## 15.1 ► Solutions of Acids or Bases Containing a Common Ion

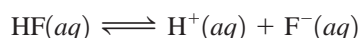
In Chapter 14 we were concerned with calculating the equilibrium concentrations of species (particularly  $\text{H}^+$  ions) in solutions containing an acid or a base. In this section we discuss solutions that contain not only the weak acid HA but also its salt NaA. Although this appears to be a new type of problem, we will see that this case can be handled rather easily using the procedures developed in Chapter 14.

Suppose we have a solution containing the weak acid hydrofluoric acid (HF,  $K_a = 7.2 \times 10^{-4}$ ) and its salt sodium fluoride (NaF). Recall that when a salt dissolves in water, it breaks up completely into its ions—it is a strong electrolyte:

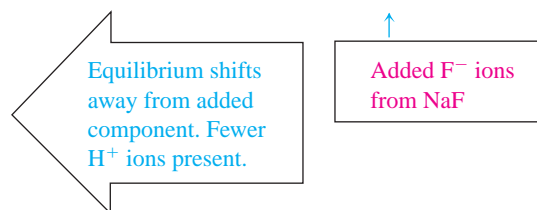


Since hydrofluoric acid is a weak acid and only slightly dissociated, the major species in the solution are HF,  $\text{Na}^+$ ,  $\text{F}^-$ , and  $\text{H}_2\text{O}$ . The **common ion** in this solution is  $\text{F}^-$ , since it is produced by both hydrofluoric acid and sodium fluoride. What effect does the presence of the dissolved sodium fluoride have on the dissociation equilibrium of hydrofluoric acid?

To answer this question, we compare the extent of dissociation of hydrofluoric acid in two different solutions, the first containing  $1.0\text{ M}$  HF and the second containing  $1.0\text{ M}$  HF and  $1.0\text{ M}$  NaF. By Le Châtelier’s principle, we would expect the dissociation equilibrium for HF



in the second solution to be *driven to the left by the presence of  $F^-$  ions from the NaF*. Thus the extent of dissociation of HF will be *less* in the presence of dissolved NaF:




The common ion effect is an application of Le Châtelier's principle.

The shift in equilibrium position that occurs because of the addition of an ion already involved in the equilibrium reaction is called the **common ion effect**. This effect makes a solution of NaF and HF less acidic than a solution of HF alone.

The common ion effect is quite general. For example, solid  $\text{NH}_4\text{Cl}$  added to a 1.0 M  $\text{NH}_3$  solution produces additional ammonium ions:



and this causes the position of the ammonia–water equilibrium to shift to the left:



This reduces the equilibrium concentration of  $\text{OH}^-$  ions.

The common ion effect is also important in solutions of polyprotic acids. The production of protons by the first dissociation step greatly inhibits the succeeding dissociation steps, which, of course, also produce protons, the common ion in this case. We will see later in this chapter that the common ion effect is also important in dealing with the solubility of salts.

## Equilibrium Calculations

The procedures for finding the pH of a solution containing a weak acid or base plus a common ion are very similar to the procedures, which we covered in Chapter 14, for solutions containing the acids or bases alone. For example, in the case of a weak acid, the only important difference is that the initial concentration of the anion  $A^-$  is not zero in a solution that also contains the salt NaA. Example 15.1 illustrates a typical example using the same general approach we developed in Chapter 14.

### EXAMPLE 15.1

### Acidic Solutions Containing Common Ions

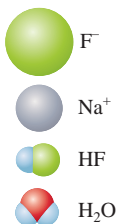
In Section 14.5 we found that the equilibrium concentration of  $\text{H}^+$  in a 1.0 M HF solution is  $2.7 \times 10^{-2}$  M, and the percent dissociation of HF is 2.7%. Calculate  $[\text{H}^+]$  and the percent dissociation of HF in a solution containing 1.0 M HF ( $K_a = 7.2 \times 10^{-4}$ ) and 1.0 M NaF.

#### Solution

As the aqueous solutions we consider become more complex, it is more important than ever to be systematic and to *focus on the chemistry* occurring in the solution before thinking



Major Species



about mathematical procedures. The way to do this is *always* to write the major species first and consider the chemical properties of each one.

In a solution containing 1.0 M HF and 1.0 M NaF, the major species are



We know that Na<sup>+</sup> ions have neither acidic nor basic properties and that water is a very weak acid (or base). Therefore, the important species are HF and F<sup>-</sup>, which participate in the acid dissociation equilibrium that controls [H<sup>+</sup>] in this solution. That is, the position of the equilibrium



will determine [H<sup>+</sup>] in the solution. The equilibrium expression is

$$K_a = \frac{[\text{H}^+][\text{F}^-]}{[\text{HF}]} = 7.2 \times 10^{-4}$$

The important concentrations are shown in the following table.

Initial Concentration (mol/L)		Equilibrium Concentration (mol/L)
[HF] <sub>0</sub> = 1.0 (from dissolved HF)		[HF] = 1.0 - x
[F <sup>-</sup> ] <sub>0</sub> = 1.0 (from dissolved NaF)	$\xrightarrow{x \text{ mol/L HF dissociates}}$	[F <sup>-</sup> ] = 1.0 + x
[H <sup>+</sup> ] <sub>0</sub> = 0 (neglect contribution from H <sub>2</sub> O)		[H <sup>+</sup> ] = x

Note that [F<sup>-</sup>]<sub>0</sub> = 1.0 M because of the dissolved sodium fluoride and that at equilibrium [F<sup>-</sup>] > 1.0 M because when the acid dissociates it produces F<sup>-</sup> as well as H<sup>+</sup>. Then

$$K_a = 7.2 \times 10^{-4} = \frac{[\text{H}^+][\text{F}^-]}{[\text{HF}]} = \frac{(x)(1.0 + x)}{1.0 - x} \approx \frac{(x)(1.0)}{1.0}$$

(since  $x$  is expected to be small).

Solving for  $x$  gives

$$x = \frac{1.0}{1.0}(7.2 \times 10^{-4}) = 7.2 \times 10^{-4}$$

Noting that  $x$  is small compared to 1.0, we conclude that this result is acceptable. Thus

$$[\text{H}^+] = x = 7.2 \times 10^{-4} \text{ M} \quad (\text{The pH is 3.14.})$$

The percent dissociation of HF in this solution is

$$\frac{[\text{H}^+]}{[\text{HF}]_0} \times 100 = \frac{7.2 \times 10^{-4} \text{ M}}{1.0 \text{ M}} \times 100 = 0.072\%$$

Compare these values for [H<sup>+</sup>] and the percent dissociation of HF with those for a 1.0 M HF solution, where [H<sup>+</sup>] = 2.7 × 10<sup>-2</sup> M and the percent dissociation is 2.7%. The large difference shows clearly that the presence of the F<sup>-</sup> ions from the dissolved NaF greatly inhibits the dissociation of HF. The position of the acid dissociation equilibrium has been shifted to the left by the presence of F<sup>-</sup> ions from NaF.

SEE EXERCISES 15.19 AND 15.20

## 15.2 ► Buffered Solutions

The most important application of acid–base solutions containing a common ion is for buffering. A **buffered solution** is one that *resists a change in its pH* when either hydroxide ions or protons are added. The most important practical example of a buffered solution is our blood, which can absorb the acids and bases produced in biologic reactions without changing its pH. A constant pH for blood is vital because cells can survive only in a very narrow pH range.

A buffered solution may contain a *weak acid* and its salt (for example, HF and NaF) or a *weak base* and its salt (for example,  $\text{NH}_3$  and  $\text{NH}_4\text{Cl}$ ). By choosing the appropriate components, a solution can be buffered at virtually any pH.

In treating buffered solutions in this chapter, we will start by considering the equilibrium calculations. We will then use these results to show how buffering works. That is, we will answer the question: How does a buffered solution resist changes in pH when an acid or a base is added?

As you do the calculations associated with buffered solutions, keep in mind that these are merely solutions containing weak acids or bases, and the procedures required are the same ones we have already developed. Be sure to use the systematic approach introduced in Chapter 14.

The most important buffering system in the blood involves  $\text{HCO}_3^-$  and  $\text{H}_2\text{CO}_3$ .

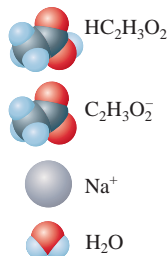
The systematic approach developed in Chapter 14 for weak acids and bases applies to buffered solutions.

### EXAMPLE 15.2

### The pH of a Buffered Solution I

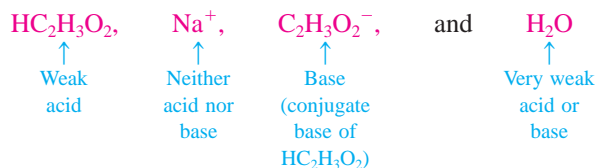
A buffered solution contains 0.50 M acetic acid ( $\text{HC}_2\text{H}_3\text{O}_2$ ,  $K_a = 1.8 \times 10^{-5}$ ) and 0.50 M sodium acetate ( $\text{NaC}_2\text{H}_3\text{O}_2$ ). Calculate the pH of this solution.

Major Species

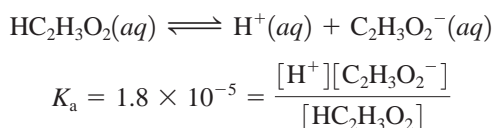


### Solution

The major species in the solution are



Examination of the solution components leads to the conclusion that the acetic acid dissociation equilibrium, which involves both  $\text{HC}_2\text{H}_3\text{O}_2$  and  $\text{C}_2\text{H}_3\text{O}_2^-$ , will control the pH of the solution:



The concentrations are as follows:



A digital pH meter shows the pH of the buffered solution to be 4.740.

Initial Concentration (mol/L)		Equilibrium Concentration (mol/L)
$[\text{HC}_2\text{H}_3\text{O}_2]_0 = 0.50$	$x$ mol/L of $\text{HC}_2\text{H}_3\text{O}_2$	$[\text{HC}_2\text{H}_3\text{O}_2] = 0.50 - x$
$[\text{C}_2\text{H}_3\text{O}_2^-]_0 = 0.50$	↓ dissociates to reach equilibrium	$[\text{C}_2\text{H}_3\text{O}_2^-] = 0.50 + x$
$[\text{H}^+]_0 \approx 0$		$[\text{H}^+] = x$

The corresponding ICE table is

	$\text{HC}_2\text{H}_3\text{O}_2(aq)$	$\rightleftharpoons$	$\text{H}^+(aq)$	+	$\text{C}_2\text{H}_3\text{O}_2^-(aq)$
<b>Initial:</b>	0.50		$\approx 0$		0.50
<b>Change:</b>	$-x$		$+x$		$+x$
<b>Equilibrium:</b>	$0.50 - x$		$x$		$0.50 + x$

Then

$$K_a = 1.8 \times 10^{-5} = \frac{[\text{H}^+][\text{C}_2\text{H}_3\text{O}_2^-]}{[\text{HC}_2\text{H}_3\text{O}_2]} = \frac{(x)(0.50 + x)}{0.50 - x} \approx \frac{(x)(0.50)}{0.50}$$

and  $x \approx 1.8 \times 10^{-5}$

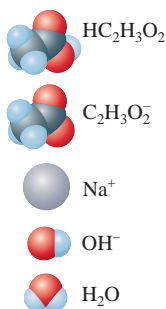
The approximations are valid (by the 5% rule), so

$$[\text{H}^+] = x = 1.8 \times 10^{-5} M \quad \text{and} \quad \text{pH} = 4.74$$

SEE EXERCISES 15.27 AND 15.28

### EXAMPLE 15.3 pH Changes in Buffered Solutions

Major Species



Calculate the change in pH that occurs when 0.010 mol solid NaOH is added to 1.0 L of the buffered solution described in Example 15.2. Compare this pH change with that which occurs when 0.010 mol solid NaOH is added to 1.0 L water.

#### Solution

Since the added solid NaOH will completely dissociate, the major species in solution *before any reaction occurs* are  $\text{HC}_2\text{H}_3\text{O}_2$ ,  $\text{Na}^+$ ,  $\text{C}_2\text{H}_3\text{O}_2^-$ ,  $\text{OH}^-$ , and  $\text{H}_2\text{O}$ . Note that the solution contains a relatively large amount of the very strong base hydroxide ion, which has a great affinity for protons. The best source of protons is the acetic acid, and the reaction that will occur is

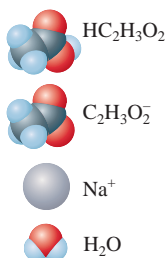


Although acetic acid is a weak acid, the hydroxide ion is such a strong base that the reaction above will *proceed essentially to completion* (until the  $\text{OH}^-$  ions are consumed).

The best approach to this problem involves two distinct steps: (1) assume that the reaction goes to completion, and carry out the stoichiometric calculations, and then (2) carry out the equilibrium calculations.

1. *The stoichiometry problem.* The stoichiometry for the reaction is shown below.

Major Species



	$\text{HC}_2\text{H}_3\text{O}_2$	+	$\text{OH}^-$	$\longrightarrow$	$\text{C}_2\text{H}_3\text{O}_2^-$	+	$\text{H}_2\text{O}$
Before reaction:	1.0 L $\times$ 0.50 M = 0.50 mol		0.010 mol		1.0 L $\times$ 0.50 M = 0.50 mol		
After reaction:	$0.50 - 0.010$ = 0.49 mol		$0.010 - 0.010$ = 0 mol		$0.50 + 0.010$ = 0.51 mol		

Note that 0.010 mol  $\text{HC}_2\text{H}_3\text{O}_2$  has been converted to 0.010 mol  $\text{C}_2\text{H}_3\text{O}_2^-$  by the added  $\text{OH}^-$ .



(top) Pure water at pH 7.000. (bottom) When 0.01 mol NaOH is added to 1.0 L pure water, the pH jumps to 12.000.

2. *The equilibrium problem.* After the reaction between  $\text{OH}^-$  and  $\text{HC}_2\text{H}_3\text{O}_2$  is complete, the major species in solution are



The dominant equilibrium involves the dissociation of acetic acid.

This problem is then very similar to that in Example 15.2. The only difference is that the addition of 0.010 mol  $\text{OH}^-$  has consumed some  $\text{HC}_2\text{H}_3\text{O}_2$  and produced some  $\text{C}_2\text{H}_3\text{O}_2^-$ , yielding the following ICE table:

	$\text{HC}_2\text{H}_3\text{O}_2(aq)$	$\rightleftharpoons$	$\text{H}^+(aq)$	+	$\text{C}_2\text{H}_3\text{O}_2^-(aq)$
<b>Initial:</b>	0.49		0		0.51
<b>Change:</b>	$-x$		$+x$		$+x$
<b>Equilibrium:</b>	$0.49 - x$		$x$		$0.51 + x$

Note that the initial concentrations are defined after the reaction with  $\text{OH}^-$  is complete but before the system adjusts to equilibrium. Following the usual procedure gives

$$K_a = 1.8 \times 10^{-5} = \frac{[\text{H}^+][\text{C}_2\text{H}_3\text{O}_2^-]}{[\text{HC}_2\text{H}_3\text{O}_2]} = \frac{(x)(0.51 + x)}{0.49 - x} \approx \frac{(x)(0.51)}{0.49}$$

and 
$$x \approx 1.7 \times 10^{-5}$$

The approximations are valid (by the 5% rule), so

$$[\text{H}^+] = x = 1.7 \times 10^{-5} \quad \text{and} \quad \text{pH} = 4.76$$

The change in pH produced by the addition of 0.01 mol  $\text{OH}^-$  to this buffered solution is then

$$\begin{array}{ccc} 4.76 & - & 4.74 & = & +0.02 \\ \uparrow & & \uparrow & & \\ \text{New solution} & & \text{Original solution} & & \end{array}$$

The pH increased by 0.02 pH units.

Now compare this with what happens when 0.01 mol solid NaOH is added to 1.0 L water to give 0.01 M NaOH. In this case  $[\text{OH}^-] = 0.01 \text{ M}$  and

$$[\text{H}^+] = \frac{K_w}{[\text{OH}^-]} = \frac{1.0 \times 10^{-14}}{1.0 \times 10^{-2}} = 1.0 \times 10^{-12}$$

$$\text{pH} = 12.00$$

Thus the change in pH is

$$\begin{array}{ccc} 12.00 & - & 7.00 & = & +5.00 \\ \uparrow & & \uparrow & & \\ \text{New solution} & & \text{Pure water} & & \end{array}$$

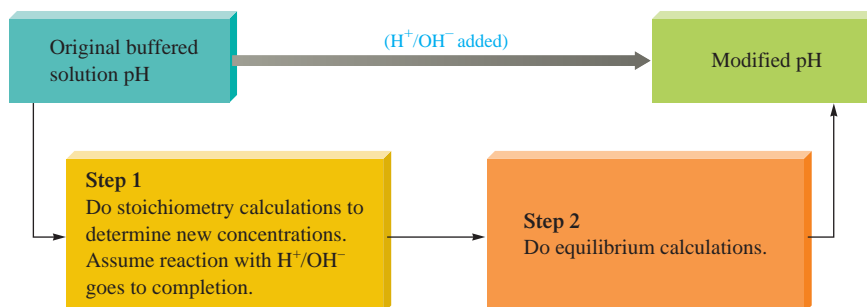
The increase is 5.00 pH units. Note how well the buffered solution resists a change in pH as compared with pure water.

**SEE EXERCISES 15.29 AND 15.30**

Examples 15.2 and 15.3 represent typical buffer problems that involve all the concepts that you need to know to handle buffered solutions containing weak acids. Pay special attention to the following points:


1. Buffered solutions are simply solutions of weak acids or bases containing a common ion. The pH calculations on buffered solutions require exactly the same procedures introduced in Chapter 14. *This is not a new type of problem.*

2. When a strong acid or base is added to a buffered solution, it is best to deal with the stoichiometry of the resulting reaction first. After the stoichiometric calculations are completed, then consider the equilibrium calculations. This procedure can be presented as follows:

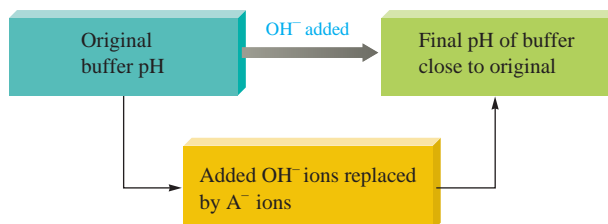


### Buffering: How Does It Work?

Examples 15.2 and 15.3 demonstrate the ability of a buffered solution to absorb hydroxide ions without a significant change in pH. *But how does a buffer work?* Suppose a buffered solution contains relatively large quantities of a weak acid HA and its conjugate base  $A^-$ . When hydroxide ions are added to the solution, since the weak acid represents the best source of protons, the following reaction occurs:



The net result is that  $OH^-$  ions are not allowed to accumulate but are replaced by  $A^-$  ions.



The stability of the pH under these conditions can be understood by examining the equilibrium expression for the dissociation of HA:

$$K_a = \frac{[H^+][A^-]}{[HA]}$$

or, rearranging,

$$[H^+] = K_a \frac{[HA]}{[A^-]}$$

In a buffered solution the pH is governed by the ratio  $[HA]/[A^-]$ .

In other words, the *equilibrium concentration of  $H^+$ , and thus the pH, is determined by the ratio  $[HA]/[A^-]$* . When  $OH^-$  ions are added, HA is converted to  $A^-$ , and the ratio  $[HA]/[A^-]$  decreases. However, *if the amounts of HA and  $A^-$  originally present are very large compared with the amount of  $OH^-$  added*, the change in the  $[HA]/[A^-]$  ratio will be small.

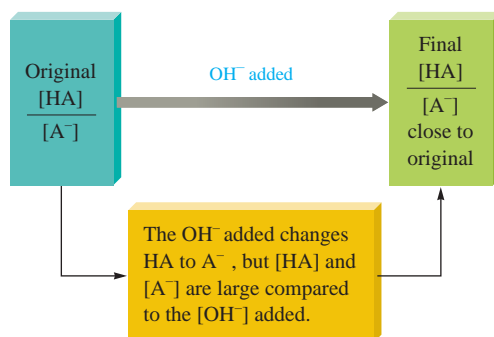
In Examples 15.2 and 15.3,

$$\frac{[\text{HA}]}{[\text{A}^-]} = \frac{0.50}{0.50} = 1.0 \quad \text{Initially}$$

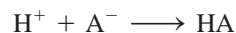
$$\frac{[\text{HA}]}{[\text{A}^-]} = \frac{0.49}{0.51} = 0.96 \quad \text{After adding 0.01 mol/L OH}^-$$

The change in the ratio  $[\text{HA}]/[\text{A}^-]$  is very small. Thus the  $[\text{H}^+]$  and the pH remain essentially constant.

The essence of buffering, then, is that  $[\text{HA}]$  and  $[\text{A}^-]$  are large compared with the amount of  $\text{OH}^-$  added. Thus, when the  $\text{OH}^-$  is added, the concentrations of HA and  $\text{A}^-$  change, but only by small amounts. Under these conditions, the  $[\text{HA}]/[\text{A}^-]$  ratio and thus the  $[\text{H}^+]$  remain virtually constant.



Similar reasoning applies when protons are added to a buffered solution of a weak acid and a salt of its conjugate base. Because the  $\text{A}^-$  ion has a high affinity for  $\text{H}^+$ , the added  $\text{H}^+$  ions react with  $\text{A}^-$  to form the weak acid:



and free  $\text{H}^+$  ions do not accumulate. In this case there will be a net change of  $\text{A}^-$  to HA. However, if  $[\text{A}^-]$  and  $[\text{HA}]$  are large compared with the  $[\text{H}^+]$  added, little change in the pH will occur.

### Let's Review

$\text{HX}(\text{aq}) \rightleftharpoons \text{H}^+(\text{aq}) + \text{X}^-(\text{aq})$

Ratio  $[\text{HX}]/[\text{X}^-]$   
does not increase  
very much.

Ratio  $[\text{HX}]/[\text{X}^-]$   
does not decrease  
very much.

Add  $\text{H}^+$                       Add  $\text{OH}^-$

$\text{H}^+$  reacts with  $\text{X}^-$                        $\text{OH}^-$  reacts with HX

Effect of added  $\text{H}^+$  or  $\text{OH}^-$  on a buffered system.

The form of the acid dissociation equilibrium expression

$$[\text{H}^+] = K_a \frac{[\text{HA}]}{[\text{A}^-]} \quad (15.1)$$

is often useful for calculating  $[\text{H}^+]$  in a buffered solution, since  $[\text{HA}]$  and  $[\text{A}^-]$  are known. For example, to calculate  $[\text{H}^+]$  in a buffered solution containing 0.10 M HF ( $K_a = 7.2 \times 10^{-4}$ ) and 0.30 M NaF, we simply substitute into Equation (15.1):

$$[\text{H}^+] = (7.2 \times 10^{-4}) \frac{\overset{[\text{HF}]}{\downarrow} 0.10}{\underset{\uparrow [\text{F}^-]}{0.30}} = 2.4 \times 10^{-4} \text{ M}$$

Another useful form of Equation (15.1) can be obtained by taking the negative log of both sides:

$$-\log[\text{H}^+] = -\log(K_a) - \log\left(\frac{[\text{HA}]}{[\text{A}^-]}\right)$$

That is, 
$$\text{pH} = \text{p}K_a - \log\left(\frac{[\text{HA}]}{[\text{A}^-]}\right)$$

or, where inverting the log term reverses the sign:

$$\text{pH} = \text{p}K_a + \log\left(\frac{[\text{A}^-]}{[\text{HA}]}\right) = \text{p}K_a + \log\left(\frac{[\text{base}]}{[\text{acid}]}\right) \quad (15.2)$$

This log form of the expression for  $K_a$  is called the **Henderson–Hasselbalch equation** and is useful for calculating the pH of solutions when the ratio  $[\text{HA}]/[\text{A}^-]$  is known.

For a particular buffering system (conjugate acid–base pair), all solutions that have the same ratio  $[\text{A}^-]/[\text{HA}]$  will have the same pH. For example, a buffered solution containing 5.0 M  $\text{HC}_2\text{H}_3\text{O}_2$  and 3.0 M  $\text{NaC}_2\text{H}_3\text{O}_2$  will have the same pH as one containing 0.050 M  $\text{HC}_2\text{H}_3\text{O}_2$  and 0.030 M  $\text{NaC}_2\text{H}_3\text{O}_2$ . This can be shown as follows:

System	$[\text{A}^-]/[\text{HA}]$
5.0 M $\text{HC}_2\text{H}_3\text{O}_2$ and 3.0 M $\text{NaC}_2\text{H}_3\text{O}_2$	$\frac{3.0 \text{ M}}{5.0 \text{ M}} = 0.60$
0.050 M $\text{HC}_2\text{H}_3\text{O}_2$ and 0.030 M $\text{NaC}_2\text{H}_3\text{O}_2$	$\frac{0.030 \text{ M}}{0.050 \text{ M}} = 0.60$

Therefore,

$$\text{pH} = \text{p}K_a + \log\left(\frac{[\text{C}_2\text{H}_3\text{O}_2^-]}{[\text{HC}_2\text{H}_3\text{O}_2]}\right) = 4.74 + \log(0.60) = 4.74 - 0.22 = 4.52$$

Note that in using this equation we have assumed that the equilibrium concentrations of  $\text{A}^-$  and HA are equal to the initial concentrations. That is, we are assuming the validity of the approximations

$$[\text{A}^-] = [\text{A}^-]_0 + x \approx [\text{A}^-]_0 \quad \text{and} \quad [\text{HA}] = [\text{HA}]_0 - x \approx [\text{HA}]_0$$

where  $x$  is the amount of acid that dissociates. Since the initial concentrations of HA and  $\text{A}^-$  are relatively large in a buffered solution, this assumption is generally acceptable.

**EXAMPLE 15.4** — **The pH of a Buffered Solution II**

Major Species



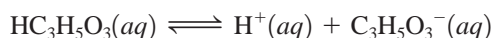
Calculate the pH of a solution containing 0.75 *M* lactic acid ( $K_a = 1.4 \times 10^{-4}$ ) and 0.25 *M* sodium lactate. Lactic acid (HC<sub>3</sub>H<sub>5</sub>O<sub>3</sub>) is a common constituent of biologic systems. For example, it is found in milk and is present in human muscle tissue during exertion.

**Solution**

The major species in solution are



Since Na<sup>+</sup> has no acid–base properties and H<sub>2</sub>O is a weak acid or base, the pH will be controlled by the lactic acid dissociation equilibrium:



$$K_a = \frac{[\text{H}^+][\text{C}_3\text{H}_5\text{O}_3^-]}{[\text{HC}_3\text{H}_5\text{O}_3]} = 1.4 \times 10^{-4}$$

Since [HC<sub>3</sub>H<sub>5</sub>O<sub>3</sub>]<sub>0</sub> and [C<sub>3</sub>H<sub>5</sub>O<sub>3</sub><sup>-</sup>]<sub>0</sub> are relatively large,

$$[\text{HC}_3\text{H}_5\text{O}_3] \approx [\text{HC}_3\text{H}_5\text{O}_3]_0 = 0.75 \text{ M}$$

and

$$[\text{C}_3\text{H}_5\text{O}_3^-] \approx [\text{C}_3\text{H}_5\text{O}_3^-]_0 = 0.25 \text{ M}$$

Thus, using the rearranged  $K_a$  expression, we have

$$[\text{H}^+] = K_a \frac{[\text{HC}_3\text{H}_5\text{O}_3]}{[\text{C}_3\text{H}_5\text{O}_3^-]} = (1.4 \times 10^{-4}) \frac{(0.75 \text{ M})}{(0.25 \text{ M})} = 4.2 \times 10^{-4} \text{ M}$$

and

$$\text{pH} = -\log(4.2 \times 10^{-4}) = 3.38$$

Alternatively, we could use the Henderson–Hasselbalch equation:

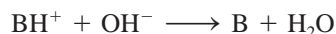
$$\text{pH} = \text{p}K_a + \log\left(\frac{[\text{C}_3\text{H}_5\text{O}_3^-]}{[\text{HC}_3\text{H}_5\text{O}_3]}\right) = 3.85 + \log\left(\frac{0.25 \text{ M}}{0.75 \text{ M}}\right) = 3.38$$

**SEE EXERCISES 15.31 AND 15.33**

Buffered solutions also can be formed from a weak base and the corresponding conjugate acid. In these solutions, the weak base B reacts with any H<sup>+</sup> added:



and the conjugate acid BH<sup>+</sup> reacts with any added OH<sup>-</sup>:

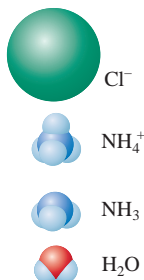


The approach needed to perform pH calculations for these systems is virtually identical to that used above. This makes sense because, as is true of all buffered solutions, a weak acid (BH<sup>+</sup>) and a weak base (B) are present. A typical case is illustrated in Example 15.5.



**EXAMPLE 15.5** — **The pH of a Buffered Solution III**

Major Species




A buffered solution contains 0.25 M NH<sub>3</sub> ( $K_b = 1.8 \times 10^{-5}$ ) and 0.40 M NH<sub>4</sub>Cl. Calculate the pH of this solution.

**Solution**

The major species in solution are



Since Cl<sup>-</sup> is such a weak base and water is a weak acid or base, the important equilibrium is



and

$$K_b = 1.8 \times 10^{-5} = \frac{[\text{NH}_4^+][\text{OH}^-]}{[\text{NH}_3]}$$

The appropriate ICE table is:

	NH <sub>3</sub> (aq)	+	H <sub>2</sub> O(l)	⇌	NH <sub>4</sub> <sup>+</sup> (aq)	+	OH <sup>-</sup> (aq)
<b>Initial:</b>	0.25		—		0.40		≈ 0
<b>Change:</b>	-x		—		+x		+x
<b>Equilibrium:</b>	0.25 - x		—		0.40 + x		x

Then

$$K_b = 1.8 \times 10^{-5} = \frac{[\text{NH}_4^+][\text{OH}^-]}{[\text{NH}_3]} = \frac{(0.40 + x)(x)}{0.25 - x} \approx \frac{(0.40)(x)}{0.25}$$

and

$$x \approx 1.1 \times 10^{-5}$$

The approximations are valid (by the 5% rule), so

$$[\text{OH}^-] = x = 1.1 \times 10^{-5}$$


$$\text{pOH} = 4.95$$

$$\text{pH} = 14.00 - 4.95 = 9.05$$

This case is typical of a buffered solution in that the initial and equilibrium concentrations of buffering materials are essentially the same.

**Alternative Solution**

There is another way of looking at this problem. Since the solution contains relatively large quantities of *both* NH<sub>4</sub><sup>+</sup> and NH<sub>3</sub>, we can use the equilibrium



to calculate [OH<sup>-</sup>] and then calculate [H<sup>+</sup>] from  $K_w$  as we have just done. Or we can use the dissociation equilibrium for NH<sub>4</sub><sup>+</sup>, that is,



to calculate [H<sup>+</sup>] directly. *Either choice will give the same answer*, since the same equilibrium concentrations of NH<sub>3</sub> and NH<sub>4</sub><sup>+</sup> must satisfy both equilibria.

We can obtain the  $K_a$  value for NH<sub>4</sub><sup>+</sup> from the given  $K_b$  value for NH<sub>3</sub>, since  $K_a \times K_b = K_w$ :

$$K_a = \frac{K_w}{K_b} = \frac{1.0 \times 10^{-14}}{1.8 \times 10^{-5}} = 5.6 \times 10^{-10}$$

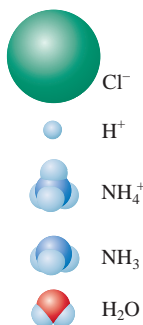
Then, using the Henderson–Hasselbalch equation, we have

$$\begin{aligned}\text{pH} &= \text{p}K_a + \log\left(\frac{[\text{base}]}{[\text{acid}]}\right) \\ &= 9.25 + \log\left(\frac{0.25\text{ M}}{0.40\text{ M}}\right) = 9.25 - 0.20 = 9.05\end{aligned}$$

SEE EXERCISES 15.32 AND 15.34

### EXAMPLE 15.6 Adding Strong Acid to a Buffered Solution I

Major Species



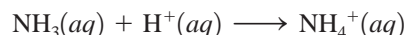
Calculate the pH of the solution that results when 0.10 mol gaseous HCl is added to 1.0 L of the buffered solution from Example 15.5.

#### Solution

Before any reaction occurs, the solution contains the following major species:



What reaction can occur? We know that H<sup>+</sup> will not react with Cl<sup>-</sup> to form HCl. In contrast to Cl<sup>-</sup>, the NH<sub>3</sub> molecule has a great affinity for protons [this is demonstrated by the fact that NH<sub>4</sub><sup>+</sup> is such a weak acid ( $K_a = 5.6 \times 10^{-10}$ )]. Thus NH<sub>3</sub> will react with H<sup>+</sup> to form NH<sub>4</sub><sup>+</sup>:



Since this reaction can be assumed to go essentially to completion to form the very weak acid NH<sub>4</sub><sup>+</sup>, we will do the stoichiometry calculations before we consider the equilibrium calculations. That is, we will let the reaction run to completion and then consider the equilibrium.

The stoichiometry calculations for this process are shown below.

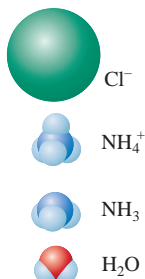
Remember: Think about the chemistry first. Ask yourself if a reaction will occur among the major species.

	NH <sub>3</sub>	+	H <sup>+</sup>	→	NH <sub>4</sub> <sup>+</sup>
Before reaction:	(1.0 L)(0.25 M) = 0.25 mol		0.10 mol ↑ Limiting reactant		(1.0 L)(0.40 M) = 0.40 mol
After reaction:	0.25 - 0.10 = 0.15 mol		0		0.40 + 0.10 = 0.50 mol

After the reaction goes to completion, the solution contains the major species



Major Species



and

$$\begin{aligned}[\text{NH}_3]_0 &= \frac{0.15\text{ mol}}{1.0\text{ L}} = 0.15\text{ M} \\ [\text{NH}_4^+]_0 &= \frac{0.50\text{ mol}}{1.0\text{ L}} = 0.50\text{ M}\end{aligned}$$

We can use the Henderson–Hasselbalch equation, where

$$\begin{aligned}[\text{Base}] &= [\text{NH}_3] \approx [\text{NH}_3]_0 = 0.15\text{ M} \\ [\text{Acid}] &= [\text{NH}_4^+] \approx [\text{NH}_4^+]_0 = 0.50\text{ M}\end{aligned}$$

Then

$$\begin{aligned} \text{pH} &= \text{p}K_{\text{a}} + \log\left(\frac{[\text{NH}_3]}{[\text{NH}_4^+]}\right) \\ &= 9.25 + \log\left(\frac{0.15 \text{ M}}{0.50 \text{ M}}\right) = 9.25 - 0.52 = 8.73 \end{aligned}$$

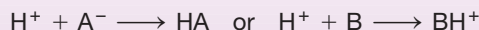
Note that the addition of HCl only slightly decreases the pH, as we would expect in a buffered solution.

SEE EXERCISE 15.35

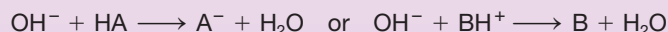
### Let's Review

#### Summary of the Most Important Characteristics of Buffered Solutions

- Buffered solutions contain relatively large concentrations of a weak acid and the corresponding weak base. They can involve a weak acid HA and the conjugate base  $\text{A}^-$  or a weak base B and the conjugate acid  $\text{BH}^+$ .
- When  $\text{H}^+$  is added to a buffered solution, it reacts essentially to completion with the weak base present:



- When  $\text{OH}^-$  is added to a buffered solution, it reacts essentially to completion with the weak acid present:



- The pH in the buffered solution is determined by the ratio of the concentrations of the weak acid and weak base. As long as this ratio remains virtually constant, the pH will remain virtually constant. This will be the case as long as the concentrations of the buffering materials (HA and  $\text{A}^-$  or B and  $\text{BH}^+$ ) are large compared with the amounts of  $\text{H}^+$  or  $\text{OH}^-$  added.

## 15.3 ► Buffering Capacity

The **buffering capacity** of a buffered solution represents the amount of protons or hydroxide ions the buffer can absorb without a significant change in pH. A buffer with a large capacity contains large concentrations of buffering components and so can absorb a relatively large amount of protons or hydroxide ions and show little pH change. *The pH of a buffered solution is determined by the ratio  $[\text{A}^-]/[\text{HA}]$ . The capacity of a buffered solution is determined by the magnitudes of  $[\text{HA}]$  and  $[\text{A}^-]$ .*

A buffer with a large capacity contains large concentrations of the buffering components.

### EXAMPLE 15.7

#### Adding Strong Acid to a Buffered Solution II

Calculate the change in pH that occurs when 0.010 mol gaseous HCl is added to 1.0 L of each of the following solutions:



For acetic acid,  $K_{\text{a}} = 1.8 \times 10^{-5}$ .

## Solution

For both solutions the initial pH can be determined from the Henderson–Hasselbalch equation:

$$\text{pH} = \text{p}K_{\text{a}} + \log\left(\frac{[\text{C}_2\text{H}_3\text{O}_2^-]}{[\text{HC}_2\text{H}_3\text{O}_2]}\right)$$

In each case,  $[\text{C}_2\text{H}_3\text{O}_2^-] = [\text{HC}_2\text{H}_3\text{O}_2]$ . Therefore, the initial pH for both A and B is

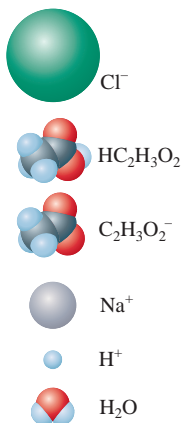
$$\text{pH} = \text{p}K_{\text{a}} + \log(1) = \text{p}K_{\text{a}} = -\log(1.8 \times 10^{-5}) = 4.74$$

After the addition of HCl to each of these solutions, the major species *before any reaction occurs* are

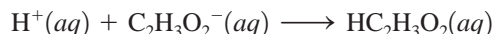


From the added HCl

Major Species



Will any reactions occur among these species? Note that we have a relatively large quantity of H<sup>+</sup>, which will readily react with any effective base. We know that Cl<sup>-</sup> will not react with H<sup>+</sup> to form HCl in water. However, C<sub>2</sub>H<sub>3</sub>O<sub>2</sub><sup>-</sup> will react with H<sup>+</sup> to form the weak acid HC<sub>2</sub>H<sub>3</sub>O<sub>2</sub>:



Because HC<sub>2</sub>H<sub>3</sub>O<sub>2</sub> is a weak acid, we assume that this reaction runs to completion; the 0.010 mol of added H<sup>+</sup> will convert 0.010 mol C<sub>2</sub>H<sub>3</sub>O<sub>2</sub><sup>-</sup> to 0.010 mol HC<sub>2</sub>H<sub>3</sub>O<sub>2</sub>.

*For solution A* (since the solution volume is 1.0 L, the number of moles equals the molarity), the following calculations apply:

	H <sup>+</sup>	+	C <sub>2</sub> H <sub>3</sub> O <sub>2</sub> <sup>-</sup>	→	HC <sub>2</sub> H <sub>3</sub> O <sub>2</sub>
Before reaction:	0.010 M		5.00 M		5.00 M
After reaction:	0		4.99 M		5.01 M

The new pH can be obtained by substituting the new concentrations into the Henderson–Hasselbalch equation:

$$\begin{aligned} \text{pH} &= \text{p}K_{\text{a}} + \log\left(\frac{[\text{C}_2\text{H}_3\text{O}_2^-]}{[\text{HC}_2\text{H}_3\text{O}_2]}\right) \\ &= 4.74 + \log\left(\frac{4.99}{5.01}\right) = 4.74 - 0.0017 = 4.74 \end{aligned}$$

There is virtually no change in pH for solution A when 0.010 mol gaseous HCl is added.

*For solution B*, the following calculations apply:

	H <sup>+</sup>	+	C <sub>2</sub> H <sub>3</sub> O <sub>2</sub> <sup>-</sup>	→	HC <sub>2</sub> H <sub>3</sub> O <sub>2</sub>
Before reaction:	0.010 M		0.050 M		0.050 M
After reaction:	0		0.040 M		0.060 M

The new pH is

$$\begin{aligned} \text{pH} &= 4.74 + \log\left(\frac{0.040}{0.060}\right) \\ &= 4.74 - 0.18 = 4.56 \end{aligned}$$

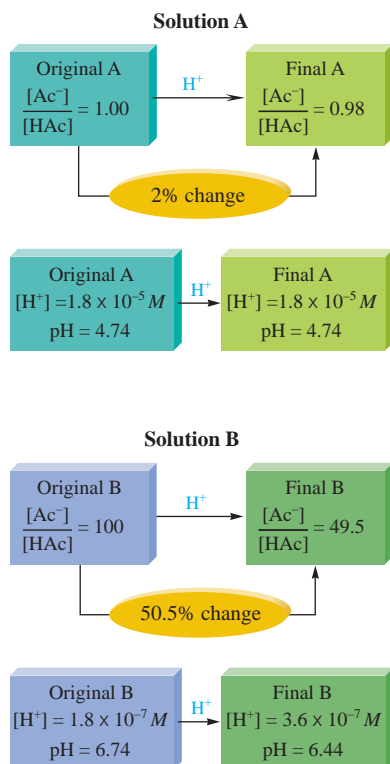
Original solution		New solution
$\frac{[\text{A}^-]}{[\text{HA}]} = \frac{5.00}{5.00} = 1.00$	$\xrightarrow{\text{H}^+ \text{ added}}$	$\frac{[\text{A}^-]}{[\text{HA}]} = \frac{4.99}{5.01} = 0.996$

Original solution		New solution
$\frac{[\text{A}^-]}{[\text{HA}]} = \frac{0.050}{0.050} = 1.0$	$\xrightarrow{\text{H}^+ \text{ added}}$	$\frac{[\text{A}^-]}{[\text{HA}]} = \frac{0.040}{0.060} = 0.67$

Although the pH change for solution B is small, a change did occur, which is in contrast to solution A.

These results show that solution A, which contains much larger quantities of buffering components, has a much higher buffering capacity than solution B.

## SEE EXERCISES 15.35 AND 15.36



We have seen that the pH of a buffered solution depends on the ratio of the concentrations of buffering components. When this ratio is least affected by added protons or hydroxide ions, the solution is the most resistant to a change in pH. To find the ratio that gives optimal buffering, let's suppose we have a buffered solution containing a large concentration of acetate ion and only a small concentration of acetic acid. Addition of protons to form acetic acid will produce a relatively large *percent* change in the concentration of acetic acid and so will produce a relatively large change in the ratio  $[\text{C}_2\text{H}_3\text{O}_2^-]/[\text{HC}_2\text{H}_3\text{O}_2]$  (see Table 15.1). Similarly, if hydroxide ions are added to remove some acetic acid, the percent change in the concentration of acetic acid is again large. The same effects are seen if the initial concentration of acetic acid is large and that of acetate ion is small.

Because large changes in the ratio  $[\text{A}^-]/[\text{HA}]$  will produce large changes in pH, we want to avoid this situation for the most effective buffering. This type of reasoning leads us to the general conclusion that optimal buffering occurs when  $[\text{HA}]$  is equal to  $[\text{A}^-]$ . It is for this condition that the ratio  $[\text{A}^-]/[\text{HA}]$  is most resistant to change when  $\text{H}^+$  or  $\text{OH}^-$  is added to the buffered solution. This means that when choosing the buffering components for a specific application, we want  $[\text{A}^-]/[\text{HA}]$  to equal 1. It follows that since

$$\text{pH} = \text{p}K_a + \log\left(\frac{[\text{A}^-]}{[\text{HA}]}\right) = \text{p}K_a + \log(1) = \text{p}K_a$$

the  $\text{p}K_a$  of the weak acid to be used in the buffer should be as close as possible to the desired pH. For example, suppose we need a buffered solution with a pH of 4.00. The most effective buffering will occur when  $[\text{HA}]$  is equal to  $[\text{A}^-]$ . From the Henderson–Hasselbalch equation,

$$\text{pH} = \text{p}K_a + \log\left(\frac{[\text{A}^-]}{[\text{HA}]}\right)$$

↑ 4.00 is wanted
 ↑ Ratio = 1 for most effective buffer

That is,  $4.00 = \text{p}K_a + \log(1) = \text{p}K_a + 0$  and  $\text{p}K_a = 4.00$

Thus the best choice of a weak acid is one that has  $\text{p}K_a = 4.00$  or  $K_a = 1.0 \times 10^{-4}$ .

**Table 15.1** ▶ Change in  $[\text{C}_2\text{H}_3\text{O}_2^-]/[\text{HC}_2\text{H}_3\text{O}_2]$  for Two Solutions When 0.01 mol  $\text{H}^+$  Is Added to 1.0 L of Each

Solution	$\left(\frac{[\text{C}_2\text{H}_3\text{O}_2^-]}{[\text{HC}_2\text{H}_3\text{O}_2]}\right)_{\text{orig}}$	$\left(\frac{[\text{C}_2\text{H}_3\text{O}_2^-]}{[\text{HC}_2\text{H}_3\text{O}_2]}\right)_{\text{new}}$	Change	Percent Change
A	$\frac{1.00 M}{1.00 M} = 1.00$	$\frac{0.99 M}{1.01 M} = 0.98$	$1.00 \rightarrow 0.98$	2.00%
B	$\frac{1.00 M}{0.01 M} = 100$	$\frac{0.99 M}{0.02 M} = 49.5$	$100 \rightarrow 49.5$	50.5%

**EXAMPLE 15.8** — **Preparing a Buffer**

A chemist needs a solution buffered at pH 4.30 and can choose from the following acids (and their sodium salts):

- chloroacetic acid ( $K_a = 1.35 \times 10^{-3}$ )
- propanoic acid ( $K_a = 1.3 \times 10^{-5}$ )
- benzoic acid ( $K_a = 6.4 \times 10^{-5}$ )
- hypochlorous acid ( $K_a = 3.5 \times 10^{-8}$ )

Calculate the ratio  $[HA]/[A^-]$  required for each system to yield a pH of 4.30. Which system will work best?

**Solution**

A pH of 4.30 corresponds to

$$[H^+] = 10^{-4.30} = \text{antilog}(-4.30) = 5.0 \times 10^{-5} M$$

Since  $K_a$  values rather than  $pK_a$  values are given for the various acids, we use Equation (15.1)

$$[H^+] = K_a \frac{[HA]}{[A^-]}$$

rather than the Henderson–Hasselbalch equation. We substitute the required  $[H^+]$  and  $K_a$  for each acid into Equation (15.1) to calculate the ratio  $[HA]/[A^-]$  needed in each case.

Acid	$[H^+] = K_a \frac{[HA]}{[A^-]}$	$\frac{[HA]}{[A^-]}$
a. Chloroacetic	$5.0 \times 10^{-5} = 1.35 \times 10^{-3} \left( \frac{[HA]}{[A^-]} \right)$	$3.7 \times 10^{-2}$
b. Propanoic	$5.0 \times 10^{-5} = 1.3 \times 10^{-5} \left( \frac{[HA]}{[A^-]} \right)$	3.8
c. Benzoic	$5.0 \times 10^{-5} = 6.4 \times 10^{-5} \left( \frac{[HA]}{[A^-]} \right)$	0.78
d. Hypochlorous	$5.0 \times 10^{-5} = 3.5 \times 10^{-8} \left( \frac{[HA]}{[A^-]} \right)$	$1.4 \times 10^3$

Since  $[HA]/[A^-]$  for benzoic acid is closest to 1, the system of benzoic acid and its sodium salt will be the best choice among those given for buffering a solution at pH 4.30. This example demonstrates the principle that the optimal buffering system has a  $pK_a$  value close to the desired pH. The  $pK_a$  for benzoic acid is 4.19.

**SEE EXERCISES 15.41 AND 15.42**

## 15.4 ► Titrations and pH Curves

As we saw in Chapter 4, a titration is commonly used to determine the amount of acid or base in a solution. This process involves a solution of known concentration (the titrant) delivered from a buret into the unknown solution until the substance being analyzed is just consumed. The stoichiometric (equivalence) point is often signaled by the color change of an indicator. In this section we will discuss the pH changes that occur during an



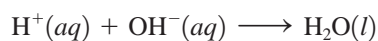
A setup used to do the pH titration of an acid or a base.

acid–base titration. We will use this information later to show how an appropriate indicator can be chosen for a particular titration.

The progress of an acid–base titration is often monitored by plotting the pH of the solution being analyzed as a function of the amount of titrant added. Such a plot is called a **pH curve** or **titration curve**.

## Strong Acid–Strong Base Titrations

The net ionic reaction for a strong acid–strong base titration is



To compute  $[\text{H}^+]$  at a given point in the titration, we must determine the amount of  $\text{H}^+$  that remains at that point and divide by the total volume of the solution. Before we proceed, we need to consider a new unit, which is especially convenient for titrations. Since titrations usually involve small quantities (burets are typically graduated in milliliters), the mole is inconveniently large. Therefore, we will use the **millimole** (abbreviated **mmol**), which, as the prefix indicates, is a thousandth of a mole:

$$1 \text{ mmol} = \frac{1 \text{ mol}}{1000} = 10^{-3} \text{ mol}$$

So far we have defined molarity only in terms of moles per liter. We can now define it in terms of *millimoles per milliliter*, as shown below:

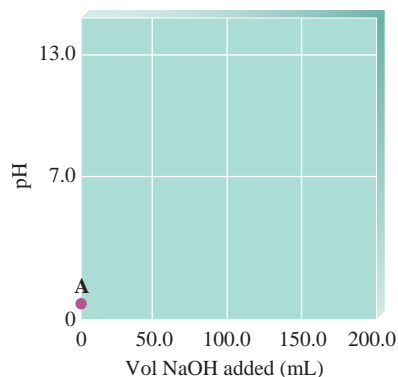
$$\text{Molarity} = \frac{\text{mol solute}}{\text{L solution}} = \frac{\frac{\text{mol solute}}{1000}}{\frac{\text{L solution}}{1000}} = \frac{\text{mmol solute}}{\text{mL solution}}$$

A 1.0 *M* solution thus contains 1.0 mole of solute per liter of solution or, *equivalently*, 1.0 millimole of solute per milliliter of solution. Just as we obtain the number of moles of solute from the product of the volume in liters and the molarity, we obtain the number of millimoles of solute from the product of the volume in milliliters and the molarity:

$$\text{Number of mmol} = \text{volume (in mL)} \times \text{molarity}$$

$$\begin{aligned} 1 \text{ millimole} &= 1 \times 10^{-3} \text{ mol} \\ 1 \text{ mL} &= 1 \times 10^{-3} \text{ L} \end{aligned}$$

$$\frac{\text{mmol}}{\text{mL}} = \frac{\text{mol}}{\text{L}} = M$$



### CASE STUDY ► Strong Acid–Strong Base Titration

We will illustrate the calculations involved in a strong acid–strong base titration by considering the titration of 50.0 mL of 0.200 *M*  $\text{HNO}_3$  with 0.100 *M*  $\text{NaOH}$ . We will calculate the pH of the solution at selected points during the course of the titration, where specific volumes of 0.100 *M*  $\text{NaOH}$  have been added.

#### A. No $\text{NaOH}$ has been added.

Since  $\text{HNO}_3$  is a strong acid (is completely dissociated), the solution contains the major species



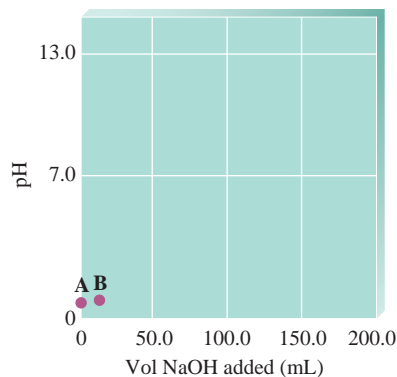
and the pH is determined by the  $\text{H}^+$  from the nitric acid. Since 0.200 *M*  $\text{HNO}_3$  contains 0.200 *M*  $\text{H}^+$ ,

$$[\text{H}^+] = 0.200 \text{ M} \quad \text{and} \quad \text{pH} = 0.699$$

#### B. 10.0 mL of 0.100 *M* $\text{NaOH}$ has been added.

In the mixed solution *before any reaction occurs*, the major species are





The final solution volume is the sum of the original volume of  $\text{HNO}_3$  and the volume of added  $\text{NaOH}$ .

Note that large quantities of both  $\text{H}^+$  and  $\text{OH}^-$  are present. The 1.00 mmol ( $10.0 \text{ mL} \times 0.100 \text{ M}$ ) of added  $\text{OH}^-$  will react with 1.00 mmol  $\text{H}^+$  to form water:

	$\text{H}^+$	+	$\text{OH}^-$	$\longrightarrow$	$\text{H}_2\text{O}$
Before	$50.0 \text{ mL} \times 0.200 \text{ M}$		$10.0 \text{ mL} \times 0.100 \text{ M}$		
reaction:	= 10.0 mmol		= 1.00 mmol		
After	$10.0 - 1.00$		$1.00 - 1.00$		
reaction:	= 9.0 mmol		= 0		

After the reaction, the solution contains

$\text{H}^+$ ,  $\text{NO}_3^-$ ,  $\text{Na}^+$ , and  $\text{H}_2\text{O}$  (the  $\text{OH}^-$  ions have been consumed)

and the pH will be determined by the  $\text{H}^+$  remaining:

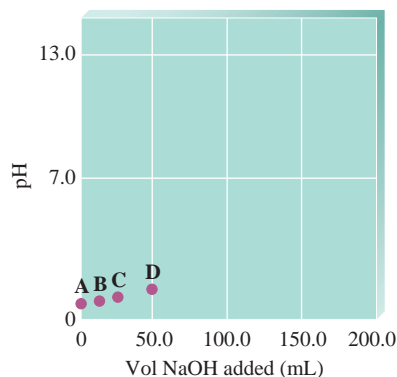
$$[\text{H}^+] = \frac{\text{mmol H}^+ \text{ left}}{\text{volume of solution (mL)}} = \frac{9.0 \text{ mmol}}{(50.0 + 10.0) \text{ mL}} = 0.15 \text{ M}$$

Original volume of  $\text{HNO}_3$  solution
Volume of  $\text{NaOH}$  added

$$\text{pH} = -\log(0.15) = 0.82$$

#### C. 20.0 mL (total) of 0.100 M NaOH has been added.

We consider this point from the perspective that a total of 20.0 mL NaOH has been added to the *original* solution, rather than that 10.0 mL has been added to the solution from point B. It is best to go back to the original solution each time so that a mistake made at an earlier point does not show up in each succeeding calculation. As before, the added  $\text{OH}^-$  will react with  $\text{H}^+$  to form water:



	$\text{H}^+$	+	$\text{OH}^-$	$\longrightarrow$	$\text{H}_2\text{O}$
Before	$50.0 \text{ mL} \times 0.200 \text{ M}$		$20.0 \text{ mL} \times 0.100 \text{ M}$		
reaction:	= 10.0 mmol		= 2.00 mmol		
After	$10.0 - 2.00$		$2.00 - 2.00$		
reaction:	= 8.00 mmol		= 0 mmol		

After the reaction

$$[\text{H}^+] = \frac{8.00 \text{ mmol}}{(50.0 + 20.0) \text{ mL}} = 0.11 \text{ M}$$

$\text{H}^+$  remaining

$$\text{pH} = 0.942$$

#### D. 50.0 mL (total) of 0.100 M NaOH has been added.

Proceeding exactly as for points B and C, the pH is found to be 1.301.

#### E. 100.0 mL (total) of 0.100 M NaOH has been added.

At this point the amount of NaOH that has been added is

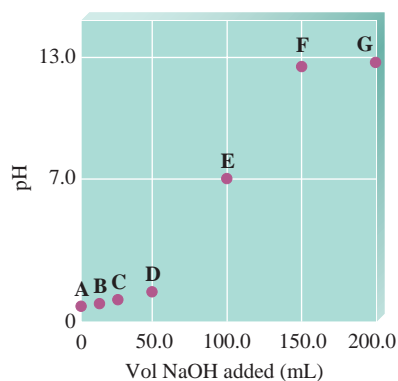
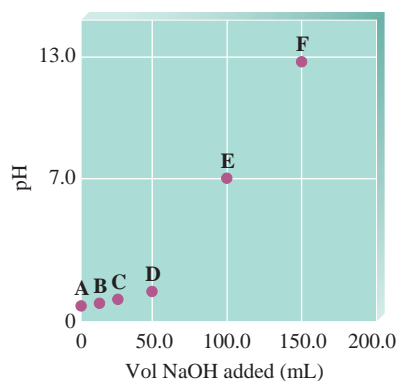
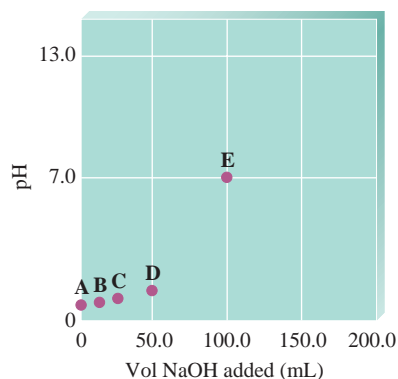
$$100.0 \text{ mL} \times 0.100 \text{ M} = 10.0 \text{ mmol}$$

The original amount of nitric acid was

$$50.0 \text{ mL} \times 0.200 \text{ M} = 10.0 \text{ mmol}$$

**Equivalence (stoichiometric) point:** The point in the titration where an amount of base has been added to exactly react with all the acid originally present.





Enough  $\text{OH}^-$  has been added to react exactly with the  $\text{H}^+$  from the nitric acid. This is the **stoichiometric point**, or **equivalence point**, of the titration. At this point the major species in solution are



Since  $\text{Na}^+$  has no acid or base properties and  $\text{NO}_3^-$  is the anion of the strong acid  $\text{HNO}_3$  and is therefore a very weak base, neither  $\text{NO}_3^-$  nor  $\text{Na}^+$  affects the pH, and the solution is neutral (the pH is 7.00).

**F. 150.0 mL (total) of 0.100 M NaOH has been added.**

The stoichiometric calculations for the titration reaction are as follows:

	$\text{H}^+$	+	$\text{OH}^-$	$\longrightarrow$	$\text{H}_2\text{O}$
Before	50.0 mL $\times$ 0.200 M		150.0 mL $\times$ 0.100 M		
reaction:	= 10.0 mmol		= 15.0 mmol		
After	10.0 – 10.0		15.0 – 10.0		
reaction:	= 0 mmol		= 5.0 mmol		
			↑		
			Excess $\text{OH}^-$ added		

Now  $\text{OH}^-$  is *in excess* and will determine the pH:

$$[\text{OH}^-] = \frac{\text{mmol OH}^- \text{ in excess}}{\text{volume (mL)}} = \frac{5.0 \text{ mmol}}{(50.0 + 150.0) \text{ mL}} = \frac{5.0 \text{ mmol}}{200.0 \text{ mL}} = 0.025 \text{ M}$$

Since  $[\text{H}^+][\text{OH}^-] = 1.0 \times 10^{-14}$ ,

$$[\text{H}^+] = \frac{1.0 \times 10^{-14}}{2.5 \times 10^{-2}} = 4.0 \times 10^{-13} \text{ M} \quad \text{and} \quad \text{pH} = 12.40$$

**G. 200.0 mL (total) of 0.100 M NaOH has been added.**

Proceeding as for point F, the pH is found to be 12.60.

The results of these calculations are summarized by the pH curve shown in Fig. 15.1. Note that the pH changes very gradually until the titration is close to the equivalence point, where a dramatic change occurs. This behavior is due to the fact that early in the titration there is a relatively large amount of  $\text{H}^+$  in the solution, and the addition of a given amount of  $\text{OH}^-$  thus produces a small change in pH. However, near the equivalence point  $[\text{H}^+]$  is relatively small, and the addition of a small amount of  $\text{OH}^-$  produces a large change.

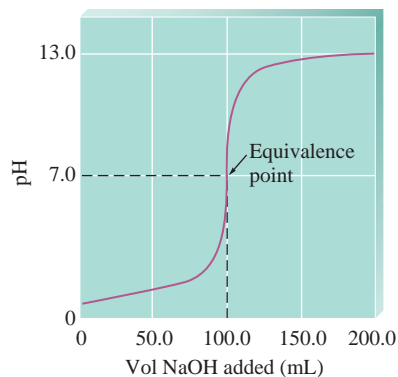
The pH curve in Fig. 15.1, typical of the titration of a strong acid with a strong base, has the following characteristics:

Before the equivalence point,  $[\text{H}^+]$  (and hence the pH) can be calculated by dividing the number of millimoles of  $\text{H}^+$  remaining by the total volume of the solution in milliliters.

At the equivalence point, the pH is 7.00.

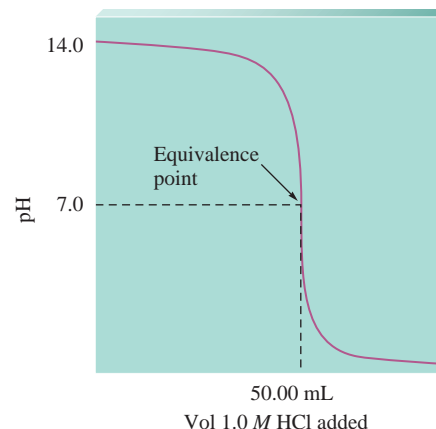
After the equivalence point,  $[\text{OH}^-]$  can be calculated by dividing the number of millimoles of excess  $\text{OH}^-$  by the total volume of the solution. Then  $[\text{H}^+]$  is obtained from  $K_w$ .

The titration of a strong base with a strong acid requires reasoning very similar to that used above, except, of course, that  $\text{OH}^-$  is in excess before the equivalence point and  $\text{H}^+$  is in excess after the equivalence point. The pH curve for the titration of 100.0 mL of 0.50 M NaOH with 1.0 M HCl is shown in Fig. 15.2.



**Figure 15.1**

The pH curve for the titration of 50.0 mL of 0.200 M  $\text{HNO}_3$  with 0.100 M NaOH. Note that the equivalence point occurs at 100.0 mL NaOH added, the point where exactly enough  $\text{OH}^-$  has been added to react with all the  $\text{H}^+$  originally present. The pH of 7 at the equivalence point is characteristic of a strong acid–strong base titration.



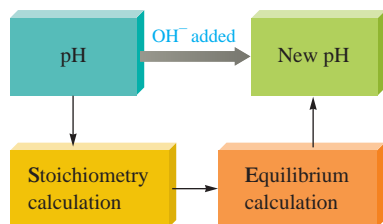
**Figure 15.2**

The pH curve for the titration of 100.0 mL of 0.50 M NaOH with 1.0 M HCl. The equivalence point occurs at 50.00 mL HCl added, since at this point 5.0 mmol  $\text{H}^+$  has been added to react with the original 5.0 mmol  $\text{OH}^-$ .

## Titrations of Weak Acids with Strong Bases

We have seen that since strong acids and strong bases are completely dissociated, the calculations to obtain the pH curves for titrations involving the two are quite straightforward. However, when the acid being titrated is a weak acid, there is a major difference: To calculate  $[\text{H}^+]$  after a certain amount of strong base has been added, we must deal with the weak acid dissociation equilibrium. We have dealt with this same situation earlier in this chapter when we treated buffered solutions. Calculation of the pH curve for a titration of a weak acid with a strong base really amounts to a series of buffer problems. In performing these calculations it is very important to remember that even though the acid is weak, it *reacts essentially to completion* with hydroxide ion, a very strong base.

This process always involves a two-step procedure.



Treat the stoichiometry and equilibrium problems separately.

### PROBLEM-SOLVING STRATEGY

#### Calculating the pH Curve for a Weak Acid–Strong Base Titration

- 1 ▶ **A stoichiometry problem.** The reaction of hydroxide ion with the weak acid is assumed to run to completion, and the concentrations of the acid *remaining* and the conjugate base *formed* are determined.
- 2 ▶ **An equilibrium problem.** The position of the weak acid equilibrium is determined, and the pH is calculated.

It is *essential* to do these steps *separately*. Note that the procedures necessary to do these calculations have all been used before.

#### CASE STUDY ▶ Weak Acid–Strong Base Titration

As an illustration, we will consider the titration of 50.0 mL of 0.10 M acetic acid ( $\text{HC}_2\text{H}_3\text{O}_2$ ,  $K_a = 1.8 \times 10^{-5}$ ) with 0.10 M NaOH. As before, we will calculate the pH at various points representing volumes of added NaOH.

**A. No NaOH has been added.**

This is a typical weak acid calculation of the type introduced in Chapter 14. The pH is 2.87. (Check this yourself.)

**B. 10.0 mL of 0.10 M NaOH has been added.**

The major species in the mixed solution *before any reaction takes place* are



The strong base  $\text{OH}^-$  will react with the strongest proton donor, which in this case is  $\text{HC}_2\text{H}_3\text{O}_2$ .

**Stoichiometry Problem**

	$\text{OH}^-$	+	$\text{HC}_2\text{H}_3\text{O}_2$	$\longrightarrow$	$\text{C}_2\text{H}_3\text{O}_2^-$	+	$\text{H}_2\text{O}$
Before	10 mL $\times$ 0.10 M		50.0 mL $\times$ 0.10 M		0 mmol		
reaction:	= 1.0 mmol		= 5.0 mmol				
After	1.0 – 1.0		5.0 – 1.0		1.0 mmol		
reaction:	= 0 mmol		= 4.0 mmol		$\uparrow$		
	$\uparrow$				Formed by		
	Limiting reactant				the reaction		

**Equilibrium Problem**

We examine the major components left in the solution *after the reaction takes place* to decide on the dominant equilibrium. The major species are



Since  $\text{HC}_2\text{H}_3\text{O}_2$  is a much stronger acid than  $\text{H}_2\text{O}$ , and since  $\text{C}_2\text{H}_3\text{O}_2^-$  is the conjugate base of  $\text{HC}_2\text{H}_3\text{O}_2$ , the pH will be determined by the position of the acetic acid dissociation equilibrium:



where

$$K_a = \frac{[\text{H}^+][\text{C}_2\text{H}_3\text{O}_2^-]}{[\text{HC}_2\text{H}_3\text{O}_2]}$$

We follow the usual steps to complete the equilibrium calculations:

The initial concentrations are defined after the reaction with  $\text{OH}^-$  has gone to completion but before any dissociation of  $\text{HC}_2\text{H}_3\text{O}_2$  occurs.

Initial Concentration		Equilibrium Concentration
$[\text{HC}_2\text{H}_3\text{O}_2]_0 = \frac{4.0 \text{ mmol}}{(50.0 + 10.0) \text{ mL}} = \frac{4.0}{60.0}$	$x \text{ mmol/mL}$	$[\text{HC}_2\text{H}_3\text{O}_2] = \frac{4.0}{60.0} - x$
$[\text{C}_2\text{H}_3\text{O}_2^-]_0 = \frac{1.0 \text{ mmol}}{(50.0 + 10.0) \text{ mL}} = \frac{1.0}{60.0}$	$\xrightarrow{\text{HC}_2\text{H}_3\text{O}_2 \text{ dissociates}}$	$[\text{C}_2\text{H}_3\text{O}_2^-] = \frac{1.0}{60.0} + x$
$[\text{H}^+]_0 \approx 0$		$[\text{H}^+] = x$

The appropriate ICE table is

	$\text{HC}_2\text{H}_3\text{O}_2(aq)$	$\rightleftharpoons$	$\text{H}^+(aq)$	+	$\text{C}_2\text{H}_3\text{O}_2^-(aq)$
<b>Initial:</b>	$\frac{4.0}{60.0}$		$\approx 0$		$\frac{1.0}{60.0}$
<b>Change:</b>	$-x$		$+x$		$+x$
<b>Equilibrium:</b>	$\frac{4.0}{60.0} - x$		$x$		$\frac{1.0}{60.0} + x$

Therefore,

$$1.8 \times 10^{-5} = K_a = \frac{[\text{H}^+][\text{C}_2\text{H}_3\text{O}_2^-]}{[\text{HC}_2\text{H}_3\text{O}_2]} = \frac{x\left(\frac{1.0}{60.0} + x\right)}{\frac{4.0}{60.0} - x} \approx \frac{x\left(\frac{1.0}{60.0}\right)}{\frac{4.0}{60.0}} = \left(\frac{1.0}{4.0}\right)x$$

Note that the approximations made are well within the 5% rule.

$$x = \left(\frac{4.0}{1.0}\right)(1.8 \times 10^{-5}) = 7.2 \times 10^{-5} = [\text{H}^+] \quad \text{and} \quad \text{pH} = 4.14$$

**C. 25.0 mL (total) of 0.10 M NaOH has been added.**

The procedure here is very similar to that used at point B and will only be summarized briefly. The stoichiometry problem is summarized as follows:

**Stoichiometry Problem**

	$\text{OH}^-$	+	$\text{HC}_2\text{H}_3\text{O}_2$	$\longrightarrow$	$\text{C}_2\text{H}_3\text{O}_2^-$	+	$\text{H}_2\text{O}$
Before	25.0 mL $\times$ 0.10 M		50.0 mL $\times$ 0.10 M		0 mmol		
reaction:	= 2.5 mmol		= 5.0 mmol				
After	2.5 - 2.5 = 0		5.0 - 2.5		2.5 mmol		
reaction:			= 2.5 mmol				

**Equilibrium Problem**

After the reaction, the major species in solution are



The equilibrium that will control the pH is



and the pertinent concentrations are as follows:

Initial Concentration		Equilibrium Concentration
$[\text{HC}_2\text{H}_3\text{O}_2]_0 = \frac{2.5 \text{ mmol}}{(50.0 + 25.0) \text{ mL}}$	$x \text{ mmol/mL}$ $\xrightarrow{\text{HC}_2\text{H}_3\text{O}_2 \text{ dissociates}}$	$[\text{HC}_2\text{H}_3\text{O}_2] = \frac{2.5}{75.0} - x$
$[\text{C}_2\text{H}_3\text{O}_2^-]_0 = \frac{2.5 \text{ mmol}}{(50.0 + 25.0) \text{ mL}}$		$[\text{C}_2\text{H}_3\text{O}_2^-] = \frac{2.5}{75.0} + x$
$[\text{H}^+]_0 \approx 0$		$[\text{H}^+] = x$

The corresponding ICE table is

	$\text{HC}_2\text{H}_3\text{O}_2(aq)$	$\rightleftharpoons$	$\text{H}^+(aq)$	+	$\text{C}_2\text{H}_3\text{O}_2^-(aq)$
<b>Initial:</b>	$\frac{2.5}{75.0}$		$\approx 0$		$\frac{2.5}{75.0}$
<b>Change:</b>	$-x$		$+x$		$+x$
<b>Equilibrium:</b>	$\frac{2.5}{75.0} - x$		$x$		$\frac{2.5}{75.0} + x$

Therefore,

$$1.8 \times 10^{-5} = K_a = \frac{[\text{H}^+][\text{C}_2\text{H}_3\text{O}_2^-]}{[\text{HC}_2\text{H}_3\text{O}_2]} = \frac{x\left(\frac{2.5}{75.0} + x\right)}{\frac{2.5}{75.0} - x} \approx \frac{x\left(\frac{2.5}{75.0}\right)}{\frac{2.5}{75.0}}$$

$$x = 1.8 \times 10^{-5} = [\text{H}^+] \quad \text{and} \quad \text{pH} = 4.74$$

This is a special point in the titration because it is *halfway to the equivalence point*. The original solution, 50.0 mL of 0.10 M HC<sub>2</sub>H<sub>3</sub>O<sub>2</sub>, contained 5.0 mmol HC<sub>2</sub>H<sub>3</sub>O<sub>2</sub>. Thus 5.0 mmol OH<sup>−</sup> is required to reach the equivalence point. That is, 50 mL NaOH is required, since

$$(50.0 \text{ mL})(0.10 \text{ M}) = 5.0 \text{ mmol}$$

After 25.0 mL NaOH has been added, half the original HC<sub>2</sub>H<sub>3</sub>O<sub>2</sub> has been converted to C<sub>2</sub>H<sub>3</sub>O<sub>2</sub><sup>−</sup>. At this point in the titration [HC<sub>2</sub>H<sub>3</sub>O<sub>2</sub>]<sub>0</sub> is equal to [C<sub>2</sub>H<sub>3</sub>O<sub>2</sub><sup>−</sup>]<sub>0</sub>. We can neglect the effect of dissociation; that is,

At this point, half the acid has been used up, so

$$[\text{HC}_2\text{H}_3\text{O}_2] = [\text{C}_2\text{H}_3\text{O}_2^-]$$

$$\begin{aligned} [\text{HC}_2\text{H}_3\text{O}_2] &= [\text{HC}_2\text{H}_3\text{O}_2]_0 - x \approx [\text{HC}_2\text{H}_3\text{O}_2]_0 \\ [\text{C}_2\text{H}_3\text{O}_2^-] &= [\text{C}_2\text{H}_3\text{O}_2^-]_0 + x \approx [\text{C}_2\text{H}_3\text{O}_2^-]_0 \end{aligned}$$

The expression for  $K_a$  at the halfway point is

$$K_a = \frac{[\text{H}^+][\text{C}_2\text{H}_3\text{O}_2^-]}{[\text{HC}_2\text{H}_3\text{O}_2]} = \frac{[\text{H}^+][\text{C}_2\text{H}_3\text{O}_2^-]_0}{[\text{HC}_2\text{H}_3\text{O}_2]_0} = [\text{H}^+]$$

Equal at the halfway point

Then, *at the halfway point* in the titration,

$$[\text{H}^+] = K_a \quad \text{and} \quad \text{pH} = \text{p}K_a$$

**D. 40.0 mL (total) of 0.10 M NaOH has been added.**

The procedures required here are the same as those used for points B and C. The pH is 5.35. (Check this yourself.)

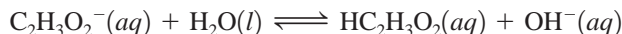
**E. 50.0 mL (total) of 0.10 M NaOH has been added.**

### Equilibrium Problem

This is the equivalence point of the titration; 5.0 mmol OH<sup>−</sup> has been added, which will just react with the 5.0 mmol HC<sub>2</sub>H<sub>3</sub>O<sub>2</sub> originally present. At this point the solution contains the major species



Note that the solution contains C<sub>2</sub>H<sub>3</sub>O<sub>2</sub><sup>−</sup>, which is a base. Remember that a base wants to combine with a proton, and the only source of protons in this solution is water. Thus the reaction will be



This is a *weak base* reaction characterized by  $K_b$ :

$$K_b = \frac{[\text{HC}_2\text{H}_3\text{O}_2][\text{OH}^-]}{[\text{C}_2\text{H}_3\text{O}_2^-]} = \frac{K_w}{K_a} = \frac{1.0 \times 10^{-14}}{1.8 \times 10^{-5}} = 5.6 \times 10^{-10}$$

The relevant concentrations are as follows:

Initial Concentration (before any C <sub>2</sub> H <sub>3</sub> O <sub>2</sub> <sup>−</sup> reacts with H <sub>2</sub> O)		Equilibrium Concentration
$[\text{C}_2\text{H}_3\text{O}_2^-]_0 = \frac{5.0 \text{ mmol}}{(50.0 + 50.0) \text{ mL}} = 0.050 \text{ M}$	$x \text{ mmol/mL}$ $\xrightarrow{\text{C}_2\text{H}_3\text{O}_2^- \text{ reacts with H}_2\text{O}}$	$[\text{C}_2\text{H}_3\text{O}_2^-] = 0.050 - x$
$[\text{OH}^-]_0 \approx 0$		$[\text{OH}^-] = x$
$[\text{HC}_2\text{H}_3\text{O}_2]_0 = 0$		$[\text{HC}_2\text{H}_3\text{O}_2] = x$

The corresponding ICE table is

	$\text{C}_2\text{H}_3\text{O}_2^-(aq)$	+	$\text{H}_2\text{O}(l)$	$\rightleftharpoons$	$\text{HC}_2\text{H}_3\text{O}_2(aq)$	+	$\text{OH}^-(aq)$
<b>Initial:</b>	0.050		—		0		$\approx 0$
<b>Change:</b>	$-x$		—		$+x$		$+x$
<b>Equilibrium:</b>	$0.050 - x$		—		$x$		$x$

Therefore,

$$5.6 \times 10^{-10} = K_b = \frac{[\text{HC}_2\text{H}_3\text{O}_2][\text{OH}^-]}{[\text{C}_2\text{H}_3\text{O}_2^-]} = \frac{(x)(x)}{0.050 - x} \approx \frac{x^2}{0.050}$$

$$x \approx 5.3 \times 10^{-6}$$

The approximation is valid (by the 5% rule), so

$$[\text{OH}^-] = 5.3 \times 10^{-6} M$$

and

$$[\text{H}^+][\text{OH}^-] = K_w = 1.0 \times 10^{-14}$$

$$[\text{H}^+] = 1.9 \times 10^{-9} M$$

$$\text{pH} = 8.72$$

The pH at the equivalence point of a titration of a weak acid with a strong base is always greater than 7.

This is another important result: The pH at the equivalence point of a titration of a weak acid with a strong base is always greater than 7. This is so because the anion of the acid, which remains in solution at the equivalence point, is a base. In contrast, for the titration of a strong acid with a strong base, the pH at the equivalence point is 7.0, because the anion remaining in this case is *not* an effective base.

#### F. 60.0 mL (total) of 0.10 M NaOH has been added.

At this point, excess  $\text{OH}^-$  has been added. The stoichiometric calculations are as follows:

#### Stoichiometry Problem

	$\text{OH}^-$	+	$\text{HC}_2\text{H}_3\text{O}_2$	$\longrightarrow$	$\text{C}_2\text{H}_3\text{O}_2^-$	+	$\text{H}_2\text{O}$
Before	60.0 mL $\times$ 0.10 M		50.0 mL $\times$ 0.10 M				
reaction:	= 6.0 mmol		= 5.0 mmol		0 mmol		
After	6.0 - 5.0						
reaction:	= 1.0 mmol in excess		5.0 - 5.0 = 0		5.0 mmol		

#### Equilibrium Problem

After the reaction is complete, the solution contains the major species



There are two bases in this solution,  $\text{OH}^-$  and  $\text{C}_2\text{H}_3\text{O}_2^-$ . However,  $\text{C}_2\text{H}_3\text{O}_2^-$  is a weak base compared with  $\text{OH}^-$ . Therefore, the amount of  $\text{OH}^-$  produced by reaction of  $\text{C}_2\text{H}_3\text{O}_2^-$  with  $\text{H}_2\text{O}$  will be small compared with the excess  $\text{OH}^-$  already in solution. You can verify this conclusion by looking at point E, where only  $5.3 \times 10^{-6} M \text{OH}^-$  was produced by  $\text{C}_2\text{H}_3\text{O}_2^-$ . The amount in this case will be even smaller, since the excess  $\text{OH}^-$  will push the  $K_b$  equilibrium to the left.

Thus the pH is determined by the excess  $\text{OH}^-$ :

$$[\text{OH}^-] = \frac{\text{mmol of } \text{OH}^- \text{ in excess}}{\text{volume (in mL)}} = \frac{1.0 \text{ mmol}}{(50.0 + 60.0) \text{ mL}}$$

$$= 9.1 \times 10^{-3} M$$

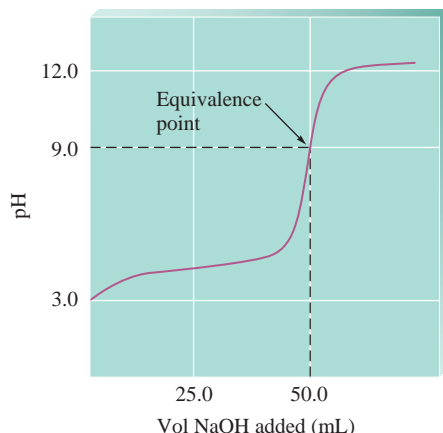
and

$$[\text{H}^+] = \frac{1.0 \times 10^{-14}}{9.1 \times 10^{-3}} = 1.1 \times 10^{-12} M$$

$$\text{pH} = 11.96$$

**Figure 15.3**

The pH curve for the titration of 50.0 mL of 0.100 M  $\text{HC}_2\text{H}_3\text{O}_2$  with 0.100 M NaOH. Note that the equivalence point occurs at 50.0 mL NaOH added, where the amount of added  $\text{OH}^-$  exactly equals the original amount of acid. The pH at the equivalence point is greater than 7.0 because the  $\text{C}_2\text{H}_3\text{O}_2^-$  ion present at this point is a base and reacts with water to produce  $\text{OH}^-$ .

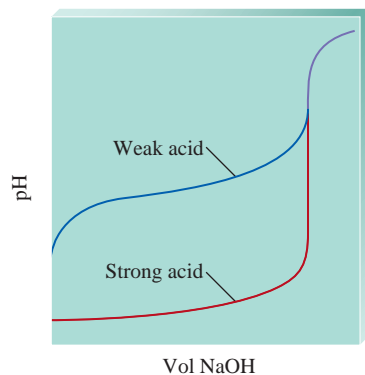
**G. 75.0 mL (total) of 0.10 M NaOH has been added.**

The procedure used here is very similar to that for point F. The pH is 12.30. (Check this yourself.)

The pH curve for this titration is shown in Fig. 15.3. It is important to note the differences between this curve and that in Fig. 15.1. For example, the shapes of the plots are quite different before the equivalence point, although they are very similar after that point. (The shapes of the strong and weak acid curves are the same after the equivalence points because excess  $\text{OH}^-$  controls the pH in this region in both cases.) Near the beginning of the titration of the weak acid, the pH increases more rapidly than it does in the strong acid case. It levels off near the halfway point and then increases rapidly again. The leveling off near the halfway point is caused by buffering effects. Earlier in this chapter we saw that optimal buffering occurs when  $[\text{HA}]$  is equal to  $[\text{A}^-]$ . This is exactly the case at the halfway point of the titration. As we can see from the curve, the pH changes least rapidly in this region of the titration.

The other notable difference between the curves for strong and weak acids is the value of the pH at the equivalence point. For the titration of a strong acid, the equivalence point occurs at pH 7. For the titration of a weak acid, the pH at the equivalence point is greater than 7 because of the basicity of the conjugate base of the weak acid.

It is important to understand that the equivalence point in an acid–base titration is *defined by the stoichiometry, not by the pH*. The equivalence point occurs when enough titrant has been added to react exactly with all the acid or base being titrated.



The equivalence point is defined by the stoichiometry, not by the pH.

**EXAMPLE 15.9 Titration of a Weak Acid**

Hydrogen cyanide gas (HCN), a powerful respiratory inhibitor, is highly toxic. It is a very weak acid ( $K_a = 6.2 \times 10^{-10}$ ) when dissolved in water. If a 50.0-mL sample of 0.100 M HCN is titrated with 0.100 M NaOH, calculate the pH of the solution

- after 8.00 mL of 0.100 M NaOH has been added.
- at the halfway point of the titration.
- at the equivalence point of the titration.

**Solution**

**Stoichiometry Problem** a. After 8.00 mL of 0.100 M NaOH has been added, the following calculations apply:

	HCN	+	$\text{OH}^-$	$\longrightarrow$	$\text{CN}^-$	+	$\text{H}_2\text{O}$
Before reaction:	50.0 mL $\times$ 0.100 M = 5.00 mmol		8.00 mL $\times$ 0.100 M = 0.800 mmol		0 mmol		
After reaction:	5.00 – 0.800 = 4.20 mmol		0.800 – 0.800 = 0		0.800 mmol		

**Equilibrium Problem**

Since the solution contains the major species



the position of the acid dissociation equilibrium



will determine the pH.

Initial Concentration		Equilibrium Concentration
$[\text{HCN}]_0 = \frac{4.2 \text{ mmol}}{(50.0 + 8.0) \text{ mL}}$	$x \text{ mmol/mL}$ $\xrightarrow[\text{dissociates}]{\text{HCN}}$	$[\text{HCN}] = \frac{4.2}{58.0} - x$
$[\text{CN}^-]_0 = \frac{0.800 \text{ mmol}}{(50.0 + 8.0) \text{ mL}}$		$[\text{CN}^-] = \frac{0.80}{58.0} + x$
$[\text{H}^+]_0 \approx 0$		$[\text{H}^+] = x$

The corresponding ICE table is

	HCN(aq)	$\rightleftharpoons$	H <sup>+</sup> (aq)	+	CN <sup>-</sup> (aq)
<b>Initial:</b>	$\frac{4.2}{58.0}$		$\approx 0$		$\frac{0.80}{58.0}$
<b>Change:</b>	$-x$		$+x$		$+x$
<b>Equilibrium:</b>	$\frac{4.2}{58.0} - x$		$x$		$\frac{0.80}{58.0} + x$

Substituting the equilibrium concentrations into the expression for  $K_a$  gives

$$6.2 \times 10^{-10} = K_a = \frac{[\text{H}^+][\text{CN}^-]}{[\text{HCN}]} = \frac{x \left( \frac{0.80}{58.0} + x \right)}{\frac{4.2}{58.0} - x} \approx \frac{x \left( \frac{0.80}{58.0} \right)}{\left( \frac{4.2}{58.0} \right)} = x \left( \frac{0.80}{4.2} \right)$$

$$x = 3.3 \times 10^{-9} \text{ M} = [\text{H}^+] \quad \text{and} \quad \text{pH} = 8.49$$

The approximations made here are well within the 5% rule.

- b.** At the halfway point of the titration. The amount of HCN originally present can be obtained from the original volume and molarity:

$$50.0 \text{ mL} \times 0.100 \text{ M} = 5.00 \text{ mmol}$$

Thus the halfway point will occur when 2.50 mmol OH<sup>-</sup> has been added:

$$\text{Volume of NaOH (in mL)} \times 0.100 \text{ M} = 2.50 \text{ mmol OH}^-$$

or

$$\text{Volume of NaOH} = 25.0 \text{ mL}$$

As was pointed out previously, at the halfway point [HCN] is equal to [CN<sup>-</sup>] and pH is equal to pK<sub>a</sub>. Thus, after 25.0 mL of 0.100 M NaOH has been added,

$$\text{pH} = \text{p}K_a = -\log(6.2 \times 10^{-10}) = 9.21$$


- c.** At the equivalence point. The equivalence point will occur when a total of 5.00 mmol OH<sup>-</sup> has been added. Since the NaOH solution is 0.100 M, the equivalence point



**Equilibrium Problem** occurs when 50.0 mL NaOH has been added. This amount will form 5.00 mmol  $\text{CN}^-$ . The major species in solution at the equivalence point are



Thus the reaction that will control the pH involves the basic cyanide ion extracting a proton from water:



$$\text{and } K_b = \frac{K_w}{K_a} = \frac{1.0 \times 10^{-14}}{6.2 \times 10^{-10}} = 1.6 \times 10^{-5} = \frac{[\text{HCN}][\text{OH}^-]}{[\text{CN}^-]}$$

Initial Concentration			Equilibrium Concentration	
$[\text{CN}^-]_0 = \frac{5.00 \text{ mmol}}{(50.0 + 50.0) \text{ mL}}$		$x \text{ mmol/mL of}$ $\text{CN}^- \text{ reacts}$ $\text{with } \text{H}_2\text{O}$	$[\text{CN}^-] = (5.00 \times 10^{-2}) - x$	
$= 5.00 \times 10^{-2} \text{ M}$			$[\text{HCN}] = x$	
$[\text{HCN}]_0 = 0$			$[\text{OH}^-] = x$	
$[\text{OH}^-]_0 \approx 0$				

The corresponding ICE table is

	$\text{CN}^-(aq)$	+	$\text{H}_2\text{O}(l)$	$\rightleftharpoons$	$\text{HCN}(aq)$	+	$\text{OH}^-(aq)$
<b>Initial:</b>	0.050		—		0		0
<b>Change:</b>	$-x$		—		$+x$		$+x$
<b>Equilibrium:</b>	$0.050 - x$		—		$x$		$x$

Substituting the equilibrium concentrations into the expression for  $K_b$  and solving in the usual way gives

$$[\text{OH}^-] = x = 8.9 \times 10^{-4}$$

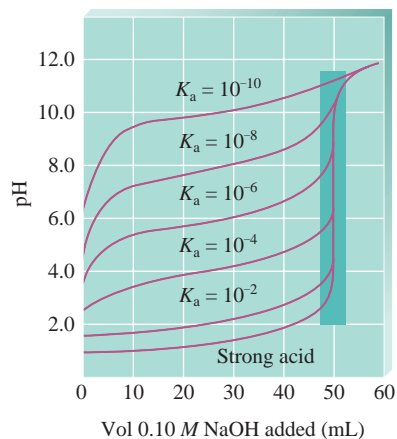
Then, from  $K_w$ , we have

$$[\text{H}^+] = 1.1 \times 10^{-11} \quad \text{and} \quad \text{pH} = 10.96$$

**SEE EXERCISES 15.53, 15.55, AND 15.56**

The amount of acid present, not its strength, determines the equivalence point.

Two important conclusions can be drawn from a comparison of the titration of 50.0 mL of 0.1 M acetic acid covered earlier in this section and that of 50.0 mL of 0.1 M hydrocyanic acid analyzed in Example 15.9. First, the same amount of 0.1 M NaOH is required to reach the equivalence point in both cases. The fact that HCN is a much weaker acid than  $\text{HC}_2\text{H}_3\text{O}_2$  has no bearing on the amount of base required. It is the *amount* of acid, not its strength, that determines the equivalence point. Second, the pH value at the equivalence point *is* affected by the acid strength. For the titration of acetic acid, the pH at the equivalence point is 8.72; for the titration of hydrocyanic acid, the pH at the



**Figure 15.4**

The pH curves for the titrations of 50.0-mL samples of 0.10 *M* acids with various  $K_a$  values with 0.10 *M* NaOH.

equivalence point is 10.96. This difference occurs because the  $\text{CN}^-$  ion is a much stronger base than the  $\text{C}_2\text{H}_3\text{O}_2^-$  ion. Also, the pH at the halfway point of the titration is much higher for HCN than for  $\text{HC}_2\text{H}_3\text{O}_2$ , again because of the greater base strength of the  $\text{CN}^-$  ion (or, equivalently, the smaller acid strength of HCN).

The strength of a weak acid has a significant effect on the shape of its pH curve. Figure 15.4 shows pH curves for 50-mL samples of 0.10 *M* solutions of various acids titrated with 0.10 *M* NaOH. Note that the equivalence point occurs in each case when the same volume of 0.10 *M* NaOH has been added but that the shapes of the curves are dramatically different. The weaker the acid, the greater the pH value at the equivalence point. In particular, note that the vertical region that surrounds the equivalence point becomes shorter as the acid being titrated becomes weaker. We will see in the next section that the choice of an indicator is more limited for such a titration.

Besides being used to analyze for the amount of acid or base in a solution, titrations can be used to determine the values of equilibrium constants, as shown in Example 15.10.

## Calculation of $K_a$

### EXAMPLE 15.10

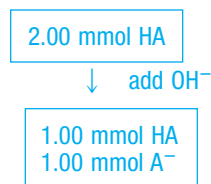
### Calculating $K_a$

A chemist has synthesized a monoprotic weak acid and wants to determine its  $K_a$  value. To do so, the chemist dissolves 2.00 mmol of the solid acid in 100.0 mL water and titrates the resulting solution with 0.0500 *M* NaOH. After 20.0 mL NaOH has been added, the pH is 6.00. What is the  $K_a$  value for the acid?

#### Solution

#### Stoichiometry Problem

We represent the monoprotic acid as HA. The stoichiometry for the titration reaction is shown below.



	HA	+	$\text{OH}^-$	→	$\text{A}^-$	+	$\text{H}_2\text{O}$
Before reaction:	2.00 mmol		20.0 mL × 0.0500 <i>M</i> = 1.00 mmol		0 mmol		
After reaction:	2.00 – 1.00 = 1.00 mmol		1.00 – 1.00 = 0		1.00 mmol		

#### Equilibrium Problem

After the reaction the solution contains the major species



The pH will be determined by the equilibrium



for which

$$K_a = \frac{[\text{H}^+][\text{A}^-]}{[\text{HA}]}$$

Initial Concentration		Equilibrium Concentration
$[\text{HA}]_0 = \frac{1.00 \text{ mmol}}{(100.0 + 20.0) \text{ mL}} = 8.33 \times 10^{-3} \text{ M}$		$[\text{HA}] = 8.33 \times 10^{-3} - x$
$[\text{A}^-]_0 = \frac{1.00 \text{ mmol}}{(100.0 + 20.0) \text{ mL}} = 8.33 \times 10^{-3} \text{ M}$	$\xrightarrow{x \text{ mmol/mL HA dissociates}}$	$[\text{A}^-] = 8.33 \times 10^{-3} + x$
$[\text{H}^+]_0 \approx 0$		$[\text{H}^+] = x$

The corresponding ICE table is

	$\text{HA}(aq)$	$\rightleftharpoons$	$\text{H}^+(aq)$	+	$\text{A}^-(aq)$
<b>Initial:</b>	$8.33 \times 10^{-3}$		$\approx 0$		$8.33 \times 10^{-3}$
<b>Change:</b>	$-x$		$+x$		$+x$
<b>Equilibrium:</b>	$8.33 \times 10^{-3} - x$		$x$		$8.33 \times 10^{-3} + x$

Note that  $x$  is known here because the pH at this point is known to be 6.00. Thus

$$x = [\text{H}^+] = \text{antilog}(-\text{pH}) = 1.0 \times 10^{-6} \text{ M}$$

Substituting the equilibrium concentrations into the expression for  $K_a$  allows calculation of the  $K_a$  value:

$$\begin{aligned} K_a &= \frac{[\text{H}^+][\text{A}^-]}{[\text{HA}]} = \frac{x(8.33 \times 10^{-3} + x)}{(8.33 \times 10^{-3}) - x} \\ &= \frac{(1.0 \times 10^{-6})(8.33 \times 10^{-3} + 1.0 \times 10^{-6})}{(8.33 \times 10^{-3}) - (1.0 \times 10^{-6})} \\ &\approx \frac{(1.0 \times 10^{-6})(8.33 \times 10^{-3})}{8.33 \times 10^{-3}} = 1.0 \times 10^{-6} \end{aligned}$$

There is an easier way to think about this problem. The original solution contained 2.00 mmol of HA, and since 20.0 mL of added 0.0500 M NaOH contains 1.0 mmol  $\text{OH}^-$ , this is the halfway point in the titration (where  $[\text{HA}]$  is equal to  $[\text{A}^-]$ ). Thus

$$[\text{H}^+] = K_a = 1.0 \times 10^{-6}$$

SEE EXERCISE 15.61

## Titration of Weak Bases with Strong Acids

Titration of weak bases with strong acids can be treated using the procedures we introduced previously. As always, you should *think first about the major species in solution* and decide whether a reaction occurs that runs essentially to completion. If such a reaction does occur, let it run to completion and do the stoichiometric calculations. Finally, choose the dominant equilibrium and calculate the pH.

### CASE STUDY ► Weak Base–Strong Acid Titration

The calculations involved for the titration of a weak base with a strong acid will be illustrated by the titration of 100.0 mL of 0.050 M  $\text{NH}_3$  with 0.10 M HCl.

#### Before the addition of any HCl.

1. Major species:



$\text{NH}_3$  is a base and will seek a source of protons. In this case  $\text{H}_2\text{O}$  is the only available source.

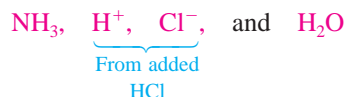
2. No reactions occur that go to completion, since  $\text{NH}_3$  cannot readily take a proton from  $\text{H}_2\text{O}$ . This is evidenced by the small  $K_b$  value for  $\text{NH}_3$ .
3. The equilibrium that controls the pH involves the reaction of ammonia with water:



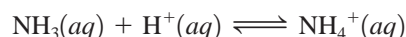
Use  $K_b$  to calculate  $[\text{OH}^-]$ . Although  $\text{NH}_3$  is a weak base (compared with  $\text{OH}^-$ ), it produces much more  $\text{OH}^-$  in this reaction than is produced from the autoionization of  $\text{H}_2\text{O}$ .

**Before the equivalence point.**

1. Major species (before any reaction occurs):

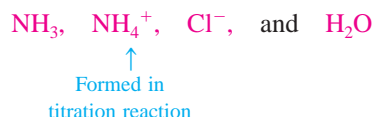


2. The  $\text{NH}_3$  will react with  $\text{H}^+$  from the added HCl:



This reaction proceeds essentially to completion because the  $\text{NH}_3$  readily reacts with a free proton. This case is much different from the previous case, where  $\text{H}_2\text{O}$  was the only source of protons. The stoichiometric calculations are then carried out using the known volume of 0.10 M HCl added.

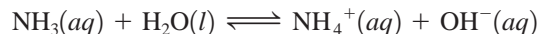
3. After the reaction of  $\text{NH}_3$  with  $\text{H}^+$  is run to completion, the solution contains the following major species:



Note that the solution contains  $\text{NH}_3$  and  $\text{NH}_4^+$ , and the equilibria involving these species will determine  $[\text{H}^+]$ . You can use either the dissociation reaction of  $\text{NH}_4^+$



or the reaction of  $\text{NH}_3$  with  $\text{H}_2\text{O}$



**At the equivalence point.**

1. By definition, the equivalence point occurs when all the original  $\text{NH}_3$  is converted to  $\text{NH}_4^+$ . Thus the major species in solution are



2. No reactions occur that go to completion.
3. The dominant equilibrium (the one that controls the  $[\text{H}^+]$ ) will be the dissociation of the weak acid  $\text{NH}_4^+$ , for which

$$K_a = \frac{K_w}{K_b(\text{for } \text{NH}_3)}$$

**Beyond the equivalence point.**

1. Excess HCl has been added, and the major species are



2. No reaction occurs that goes to completion.
3. Although  $\text{NH}_4^+$  will dissociate, it is such a weak acid that  $[\text{H}^+]$  will be determined simply by the excess  $\text{H}^+$ :

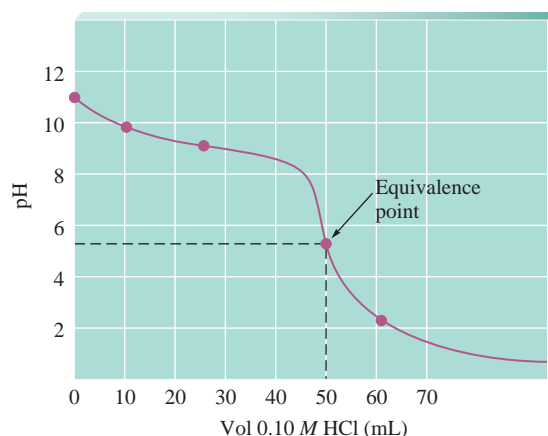
$$[\text{H}^+] = \frac{\text{mmol } \text{H}^+ \text{ in excess}}{\text{mL solution}}$$

The results of these calculations are shown in Table 15.2. The pH curve is shown in Fig. 15.5.

**Table 15.2** ▶ Summary of Results for the Titration of 100.0 mL 0.050 M NH<sub>3</sub> with 0.10 M HCl

Volume of 0.10 M HCl Added (mL)	[NH <sub>3</sub> ] <sub>0</sub>	[NH <sub>4</sub> <sup>+</sup> ] <sub>0</sub>	[H <sup>+</sup> ]	pH
0	0.05 M	0	$1.1 \times 10^{-11} M$	10.96
10.0	$\frac{4.0 \text{ mmol}}{(100 + 10) \text{ mL}}$	$\frac{1.0 \text{ mmol}}{(100 + 10) \text{ mL}}$	$1.4 \times 10^{-10} M$	9.85
25.0*	$\frac{2.5 \text{ mmol}}{(100 + 25) \text{ mL}}$	$\frac{2.5 \text{ mmol}}{(100 + 25) \text{ mL}}$	$5.6 \times 10^{-10} M$	9.25
50.0†	0	$\frac{5.0 \text{ mmol}}{(100 + 50) \text{ mL}}$	$4.3 \times 10^{-6} M$	5.36
60.0‡	0	$\frac{5.0 \text{ mmol}}{(100 + 60) \text{ mL}}$	$\frac{1.0 \text{ mmol}}{160 \text{ mL}}$ $= 6.2 \times 10^{-3} M$	2.21

\*Halfway point    †Equivalence point    ‡[H<sup>+</sup>] determined by the 1.0 mmol of excess H<sup>+</sup>


**Figure 15.5**

The pH curve for the titration of 100.0 mL of 0.050 M NH<sub>3</sub> with 0.10 M HCl. Note the pH at the equivalence point is less than 7, since the solution contains the weak acid NH<sub>4</sub><sup>+</sup>.



The indicator phenolphthalein is colorless in acidic solution and pink in basic solution.

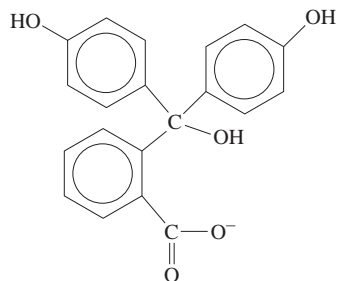
## 15.5 ▶ Acid–Base Indicators

There are two common methods for determining the equivalence point of an acid–base titration:

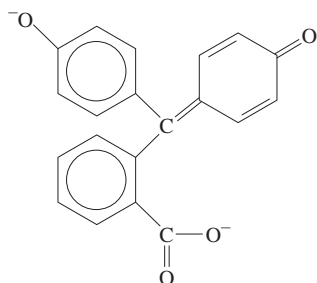
1. Use a pH meter (see Fig. 14.7) to monitor the pH and then plot the titration curve. The center of the vertical region of the pH curve indicates the equivalence point (for example, see Figs. 15.1 through 15.5).
2. Use an **acid–base indicator**, which marks the end point of a titration by changing color. Although the *equivalence point of a titration, defined by the stoichiometry, is not necessarily the same as the end point* (where the indicator changes color), careful selection of the indicator will ensure that the error is negligible.

The most common acid–base indicators are complex molecules that are themselves weak acids (represented by HIn). They exhibit one color when the proton is attached to the molecule and a different color when the proton is absent. For example, **phenolphthalein**, a commonly used indicator, is colorless in its HIn form and pink in its In<sup>−</sup>, or basic, form. The actual structures of the two forms of phenolphthalein are shown in Fig. 15.6.

To see how molecules such as phenolphthalein function as indicators, consider the following equilibrium for some hypothetical indicator HIn, a weak acid with  $K_a = 1.0 \times 10^{-8}$ .

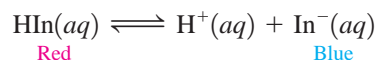


Colorless acid form, HIn

Pink base form, In<sup>-</sup>**Figure 15.6**

The acid and base forms of the indicator phenolphthalein. In the acid form (HIn), the molecule is colorless. When a proton (plus H<sub>2</sub>O) is removed to give the base form (In<sup>-</sup>), the color changes to pink.

The *end point* is defined by the change in color of the indicator. The *equivalence point* is defined by the reaction stoichiometry.



$$K_a = \frac{[\text{H}^+][\text{In}^-]}{[\text{HIn}]}$$

By rearranging, we get

$$\frac{K_a}{[\text{H}^+]} = \frac{[\text{In}^-]}{[\text{HIn}]}$$

Suppose we add a few drops of this indicator to an acidic solution whose pH is 1.0 ([H<sup>+</sup>] = 1.0 × 10<sup>-1</sup>). Then

$$\frac{K_a}{[\text{H}^+]} = \frac{1.0 \times 10^{-8}}{1.0 \times 10^{-1}} = 10^{-7} = \frac{1}{10,000,000} = \frac{[\text{In}^-]}{[\text{HIn}]}$$

This ratio shows that the predominant form of the indicator is HIn, resulting in a red solution. As OH<sup>-</sup> is added to this solution in a titration, [H<sup>+</sup>] decreases and the equilibrium shifts to the right, changing HIn to In<sup>-</sup>. At some point in a titration, enough of the In<sup>-</sup> form will be present in the solution so that a purple tint will be noticeable. That is, a color change from red to reddish purple will occur.

How much In<sup>-</sup> must be present for the human eye to detect that the color is different from the original one? For most indicators, about a tenth of the initial form must be converted to the other form before a new color is apparent. We will assume, then, that in the titration of an acid with a base, the color change will occur at a pH where

$$\frac{[\text{In}^-]}{[\text{HIn}]} = \frac{1}{10}$$

**EXAMPLE 15.11****Indicator Color Change**

Methyl orange indicator is yellow in basic solution and red in acidic solution.

Bromthymol blue, an indicator with a  $K_a$  value of  $1.0 \times 10^{-7}$ , is yellow in its HIn form and blue in its In<sup>-</sup> form. Suppose we put a few drops of this indicator in a strongly acidic solution. If the solution is then titrated with NaOH, at what pH will the indicator color change first be visible?

**Solution**

For bromthymol blue,

$$K_a = 1.0 \times 10^{-7} = \frac{[\text{H}^+][\text{In}^-]}{[\text{HIn}]}$$

We assume that the color change is visible when

$$\frac{[\text{In}^-]}{[\text{HIn}]} = \frac{1}{10}$$

**Figure 15.7**

(a) Yellow acid form of bromthymol blue; (b) a greenish tint is seen when the solution contains 1 part blue and 10 parts yellow; (c) blue basic form.

That is, we assume that we can see the first hint of a greenish tint (yellow plus a little blue) when the solution contains 1 part blue and 10 parts yellow (see Fig. 15.7). Thus

$$K_a = 1.0 \times 10^{-7} = \frac{[\text{H}^+](1)}{10}$$

$$[\text{H}^+] = 1.0 \times 10^{-6} \quad \text{or} \quad \text{pH} = 6.00$$

The color change is first visible at pH 6.00.

**SEE EXERCISES 15.63 THROUGH 15.66**

The Henderson–Hasselbalch equation is very useful in determining the pH at which an indicator changes color. For example, application of Equation (15.2) to the  $K_a$  expression for the general indicator HIn yields

$$\text{pH} = \text{p}K_a + \log\left(\frac{[\text{In}^-]}{[\text{HIn}]}\right)$$

where  $K_a$  is the dissociation constant for the acid form of the indicator (HIn). Since we assume that the color change is visible when

$$\frac{[\text{In}^-]}{[\text{HIn}]} = \frac{1}{10}$$

we have the following equation for determining the pH at which the color change occurs:

$$\text{pH} = \text{p}K_a + \log\left(\frac{1}{10}\right) = \text{p}K_a - 1$$

For bromthymol blue ( $K_a = 1 \times 10^{-7}$ , or  $\text{p}K_a = 7$ ), the pH at the color change is

$$\text{pH} = 7 - 1 = 6$$

as we calculated in Example 15.11.

When a basic solution is titrated, the indicator HIn will initially exist as  $\text{In}^-$  in solution, but as acid is added, more HIn will be formed. In this case the color change will be visible when there is a mixture of 10 parts  $\text{In}^-$  and 1 part HIn. That is, a color change from blue to blue-green will occur (see Fig. 15.7) due to the presence of some of the yellow HIn molecules. This color change will be first visible when

$$\frac{[\text{In}^-]}{[\text{HIn}]} = \frac{10}{1}$$

Note that this is the reciprocal of the ratio for the titration of an acid. Substituting this ratio into the Henderson–Hasselbalch equation gives

$$\text{pH} = \text{p}K_a + \log\left(\frac{10}{1}\right) = \text{p}K_a + 1$$

For bromthymol blue ( $\text{p}K_a = 7$ ), we have a color change at

$$\text{pH} = 7 + 1 = 8$$

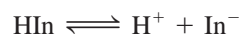
In summary, when bromthymol blue is used for the titration of an acid, the starting form will be HIn (yellow), and the color change occurs at a pH of about 6. When bromthymol blue is used for the titration of a base, the starting form is  $\text{In}^-$  (blue), and the color change occurs at a pH of about 8. Thus the useful pH range for bromthymol blue is

$$\text{p}K_a(\text{bromthymol blue}) \pm 1 = 7 \pm 1$$

or from 6 to 8. This is a general result. For a typical acid–base indicator with dissociation constant  $K_a$ , the color transition occurs over a range of pH values given by  $\text{p}K_a \pm 1$ . The useful pH ranges for several common indicators are shown in Fig. 15.8.

When we choose an indicator for a titration, we want the indicator end point (where the color changes) and the titration equivalence point to be as close as possible. Choosing an indicator is easier if there is a large change in pH near the equivalence point of the titration. The dramatic change in pH near the equivalence point in a strong acid–strong base titration (Figs. 15.1 and 15.2) produces a sharp end point; that is, the complete color change (from the acid-to-base or base-to-acid colors) usually occurs over one drop of added titrant.

What indicator should we use for the titration of 100.00 mL of 0.100 M HCl with 0.100 M NaOH? We know that the equivalence point occurs at pH 7.00. In the initially acidic solution, the indicator will be predominantly in the HIn form. As  $\text{OH}^-$  ions are added, the pH increases rather slowly at first (see Fig. 15.1) and then rises rapidly at the equivalence point. This sharp change causes the indicator dissociation equilibrium



to shift suddenly to the right, producing enough  $\text{In}^-$  ions to give a color change. Since we are titrating an acid, the indicator is predominantly in the acid form initially. Therefore, the first observable color change will occur at a pH where

$$\frac{[\text{In}^-]}{[\text{HIn}]} = \frac{1}{10}$$

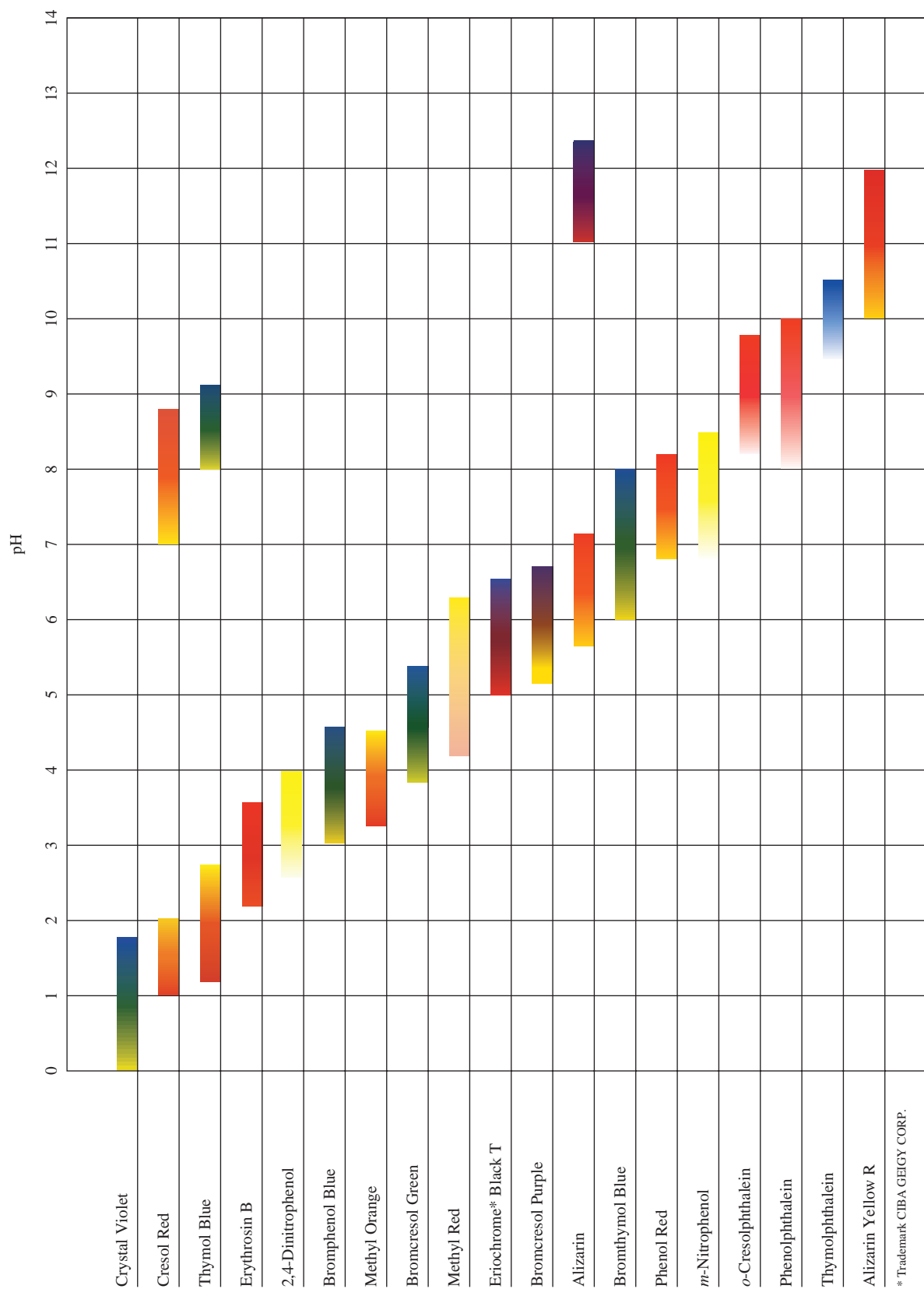
Thus

$$\text{pH} = \text{p}K_a + \log\left(\frac{1}{10}\right) = \text{p}K_a - 1$$



Universal indicator paper can be used to estimate the pH of a solution.





The pH ranges shown are approximate. Specific transition ranges depend on the indicator solvent chosen.

**Figure 15.8**

The useful pH ranges for several common indicators. Note that most indicators have a useful range of about two pH units, as predicted by the expression  $pK_a \pm 1$ .

**Table 15.3** Selected pH Values Near the Equivalence Point in the Titration of 100.0 mL of 0.10 M HCl with 0.10 M NaOH

NaOH Added (mL)	pH
99.99	5.3
100.00	7.0
100.01	8.7

If we want an indicator that changes color at pH 7, we can use this relationship to find the  $pK_a$  value for a suitable indicator:

$$\text{pH} = 7 = pK_a - 1 \quad \text{or} \quad pK_a = 7 + 1 = 8$$

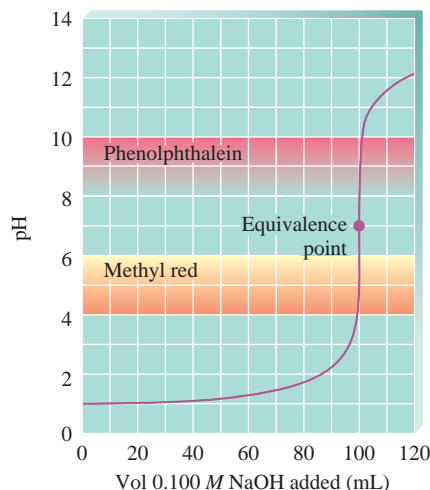
Thus an indicator with a  $pK_a$  value of 8 ( $K_a = 1 \times 10^{-8}$ ) changes color at about pH 7 and is ideal for marking the end point for a strong acid–strong base titration.

How crucial is it for a strong acid–strong base titration that the indicator change color exactly at pH 7? We can answer this question by examining the pH change near the equivalence point of the titration of 100 mL of 0.10 M HCl and 0.10 M NaOH. The data for a few points at or near the equivalence point are shown in Table 15.3. Note that in going from 99.99 to 100.01 mL of added NaOH solution (about half of a drop), the pH changes from 5.3 to 8.7—a very dramatic change. This behavior leads to the following general conclusions about indicators for a strong acid–strong base titration:

Indicator color changes will be sharp, occurring with the addition of a single drop of titrant.

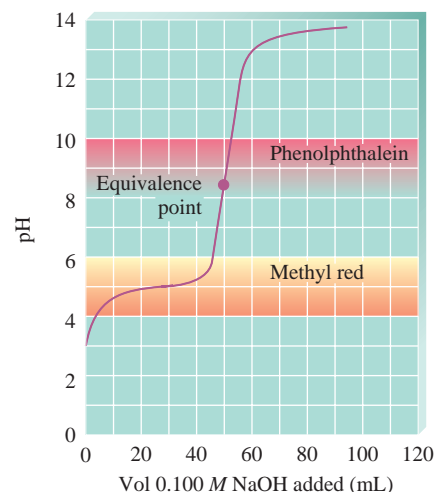
There is a wide choice of suitable indicators. The results will agree within one drop of titrant, using indicators with end points as far apart as pH 5 and pH 9 (see Fig. 15.9).

The titration of weak acids is somewhat different. Figure 15.4 shows that the weaker the acid being titrated, the smaller the vertical area around the equivalence point. This allows much less flexibility in choosing the indicator. We must choose an indicator whose useful pH range has a midpoint as close as possible to the pH at the equivalence point. For example, we saw earlier that in the titration of 0.1 M  $\text{HC}_2\text{H}_3\text{O}_2$  with 0.1 M NaOH the pH at the equivalence point is 8.7 (see Fig. 15.3). A good indicator choice would be phenolphthalein, since its useful pH range is 8 to 10. Thymol blue (changes color, pH 8–9) also would be acceptable, but methyl red would not. The choice of an indicator is illustrated graphically in Fig. 15.10.



**Figure 15.9**

The pH curve for the titration of 100.0 mL of 0.10 M HCl with 0.10 M NaOH. Note that the end points of phenolphthalein and methyl red occur at virtually the same amounts of added NaOH.



**Figure 15.10**

The pH curve for the titration of 50 mL of 0.1 M  $\text{HC}_2\text{H}_3\text{O}_2$  with 0.1 M NaOH. Phenolphthalein will give an end point very close to the equivalence point of the titration. Methyl red would change color well before the equivalence point (so the end point would be very different from the equivalence point) and would not be a suitable indicator for this titration.

## ► Key Terms

### Section 15.1

common ion  
common ion effect

### Section 15.2

buffered solution  
Henderson–Hasselbalch equation

### Section 15.3

buffering capacity

### Section 15.4

pH curve (titration curve)  
millimole (mmol)  
equivalence point (stoichiometric point)

### Section 15.5

acid–base indicator  
phenolphthalein

### Buffered solutions

- Contains a weak acid (HA) and its salt (NaA) or a weak base (B) and its salt (BHCl)
- Resists a change in its pH when  $H^+$  or  $OH^-$  is added
- For a buffered solution containing HA and  $A^-$ 
  - The Henderson–Hasselbalch equation is useful:

$$pH = pK_a + \log\left(\frac{[A^-]}{[HA]}\right)$$

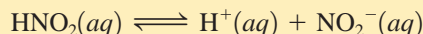
- The capacity of the buffered solution depends on the amounts of HA and  $A^-$  present
- The most efficient buffering occurs when the  $\frac{[A^-]}{[HA]}$  ratio is close to 1
- Buffering works because the amounts of HA (which reacts with added  $OH^-$ ) and  $A^-$  (which reacts with added  $H^+$ ) are large enough that the  $\frac{[A^-]}{[HA]}$  ratio does not change significantly when strong acids or bases are added

### Acid–base titrations

- The progress of a titration is represented by plotting the pH of the solution versus the volume of added titrant; the resulting graph is called a pH curve or titration curve
- Strong acid–strong base titrations show a sharp change in pH near the equivalence point
- The shape of the pH curve for a strong base–strong acid titration before the equivalence point is quite different from the shape of the pH curve for a strong base–weak acid titration
  - The strong base–weak acid pH curve shows the effects of buffering before the equivalence point
  - For a strong base–weak acid titration, the pH is greater than 7 at the equivalence point because of the basic properties of  $A^-$
- Indicators are sometimes used to mark the equivalence point of an acid–base titration
  - The end point is where the indicator changes color
  - The goal is to have the end point and the equivalence point be as close as possible

## REVIEW QUESTIONS

1. What is meant by the presence of a common ion? How does the presence of a common ion affect an equilibrium such as



What is an acid–base solution called that contains a common ion?

2. Define a buffer solution. What makes up a buffer solution? How do buffers absorb added  $H^+$  or  $OH^-$  with little pH change?

Is it necessary that the concentrations of the weak acid and the weak base in a buffered solution be equal? Explain. What is the pH of a buffer when the weak acid and conjugate base concentrations are equal?

A buffer generally contains a weak acid and its weak conjugate base, or a weak base and its weak conjugate acid, in water. You can solve for the pH by setting up the equilibrium problem using the  $K_a$  reaction of the weak acid or the  $K_b$  reaction of the conjugate base. Both reactions give the same answer for the pH of the solution. Explain.

A third method that can be used to solve for the pH of a buffer solution is the Henderson–Hasselbalch equation. What is the Henderson–Hasselbalch equation? What assumptions are made when using this equation?

- One of the most challenging parts of solving acid–base problems is writing out the correct reaction. When a strong acid or a strong base is added to solutions, they are great at what they do and we always react them first. If a strong acid is added to a buffer, what reacts with the  $\text{H}^+$  from the strong acid and what are the products? If a strong base is added to a buffer, what reacts with the  $\text{OH}^-$  from the strong base and what are the products? Problems involving the reaction of a strong acid or strong base are assumed to be stoichiometry problems and not equilibrium problems. What is assumed when a strong acid or strong base reacts to make it a stoichiometry problem?
- A good buffer generally contains relatively equal concentrations of weak acid and conjugate base. If you wanted to buffer a solution at  $\text{pH} = 4.00$  or  $\text{pH} = 10.00$ , how would you decide which weak acid–conjugate base or weak base–conjugate acid pair to use? The second characteristic of a good buffer is good buffering capacity. What is the *capacity* of a buffer? How do the following buffers differ in capacity? How do they differ in pH?

0.01 M acetic acid/0.01 M sodium acetate

0.1 M acetic acid/0.1 M sodium acetate

1.0 M acetic acid/1.0 M sodium acetate

- Draw the general titration curve for a strong acid titrated by a strong base. At the various points in the titration, list the major species present before any reaction takes place and the major species present after any reaction takes place. What reaction takes place in a strong acid–strong base titration? How do you calculate the pH at the various points along the curve? What is the pH at the equivalence point for a strong acid–strong base titration? Why?
- Instead of the titration of a strong acid by a strong base considered in Question 5, consider the titration of a strong base by a strong acid. Compare and contrast a strong acid–strong base titration with a strong base–strong acid titration.
- Sketch the titration curve for a weak acid titrated by a strong base. When performing calculations concerning weak acid–strong base titrations, the general two-step procedure is to solve a stoichiometry problem first, then to solve an equilibrium problem to determine the pH. What reaction takes place in the stoichiometry part of the problem? What is assumed about this reaction?

At the various points in your titration curve, list the major species present after the strong base (NaOH, for example) reacts to completion with the weak acid, HA. What equilibrium problem would you solve at the various points in your titration curve to calculate the pH? Why is  $\text{pH} > 7.0$  at the equivalence point of a weak acid–strong base titration? Does the pH at the halfway point to equivalence have to be less than 7.0? What does the pH at the halfway point equal? Compare and contrast the titration curves for a strong acid–strong base titration and a weak acid–strong base titration.

- Sketch the titration curve for a weak base titrated by a strong acid. Weak base–strong acid titration problems also follow a two-step procedure. What reaction takes place in the stoichiometry part of the problem? What is assumed about this reaction? At the various points in your titration curve, list the major species present after the strong acid ( $\text{HNO}_3$ , for example) reacts to completion with the weak base, B. What equilibrium problem would you solve at the various points in your titration curve to calculate the pH? Why is  $\text{pH} < 7.0$  at the equivalence point of a weak base–strong acid titration? If  $\text{pH} = 6.0$  at the halfway point to

equivalence, what is the  $K_b$  value for the weak base titrated? Compare and contrast the titration curves for a strong base–strong acid titration and a weak base–strong acid titration.

9. What is an acid–base indicator? Define the equivalence (stoichiometric) point and the end point of a titration. Why should you choose an indicator so that the two points coincide? Do the pH values of the two points have to be within  $\pm 0.01$  pH unit of each other? Explain.
10. Why does an indicator change from its acid color to its base color over a range of pH values? In general, when do color changes start to occur for indicators? Can the indicator thymol blue contain only a single  $-\text{CO}_2\text{H}$  group and no other acidic or basic functional group? Explain.

## ► Active Learning Questions

These questions are designed to be used by groups of students in class.

1. What are the major species in solution after  $\text{NaHSO}_4$  is dissolved in water? What happens to the pH of the solution as more  $\text{NaHSO}_4$  is added? Why? Would the results vary if baking soda ( $\text{NaHCO}_3$ ) were used instead?
2. A friend asks the following: “Consider a buffered solution made up of the weak acid HA and its salt NaA. If a strong base like NaOH is added, the HA reacts with the  $\text{OH}^-$  to form  $\text{A}^-$ . Thus the amount of acid (HA) is decreased, and the amount of base ( $\text{A}^-$ ) is increased. Analogously, adding HCl to the buffered solution forms more of the acid (HA) by reacting with the base ( $\text{A}^-$ ). Thus how can we claim that a buffered solution resists changes in the pH of the solution?” How would you explain buffering to this friend?
3. Mixing together solutions of acetic acid and sodium hydroxide can make a buffered solution. Explain. How does the amount of each solution added change the effectiveness of the buffer?
4. Could a buffered solution be made by mixing aqueous solutions of HCl and NaOH? Explain. Why isn’t a mixture of a strong acid and its conjugate base considered a buffered solution?
5. Sketch two pH curves, one for the titration of a weak acid with a strong base and one for a strong acid with a strong base. How are they similar? How are they different? Account for the similarities and the differences.
6. Sketch a pH curve for the titration of a weak acid (HA) with a strong base (NaOH). List the major species and explain how you would go about calculating the pH of the solution at various points, including the halfway point and the equivalence point.
7. You have a solution of the weak acid HA and add some HCl to it. What are the major species in the solution? What do you need to know to calculate the pH of the solution, and how would you use this information? How does the pH of the solution of just the HA compare with that of the final mixture? Explain.
8. You have a solution of the weak acid HA and add some of the salt NaA to it. What are the major species in the solution?

What do you need to know to calculate the pH of the solution, and how would you use this information? How does the pH of the solution of just the HA compare with that of the final mixture? Explain.

A blue question or exercise number indicates that the answer to that question or exercise appears at the back of this book and a solution appears in the *Solutions Guide*, as found on PowerLecture.

## ► Questions

9. The common ion effect for weak acids is to significantly decrease the dissociation of the acid in water. Explain the common ion effect.
10. Consider a buffer solution where  $[\text{weak acid}] > [\text{conjugate base}]$ . How is the pH of the solution related to the  $\text{p}K_a$  value of the weak acid? If  $[\text{conjugate base}] > [\text{weak acid}]$ , how is pH related to  $\text{p}K_a$ ?
11. A best buffer has about equal quantities of weak acid and conjugate base present as well as having a large concentration of each species present. Explain.
12. Consider the following four titrations.
  - i. 100.0 mL of 0.10 M HCl titrated by 0.10 M NaOH
  - ii. 100.0 mL of 0.10 M NaOH titrated by 0.10 M HCl
  - iii. 100.0 mL of 0.10 M  $\text{CH}_3\text{NH}_2$  titrated by 0.10 M HCl
  - iv. 100.0 mL of 0.10 M HF titrated by 0.10 M NaOH
 Rank the titrations in order of:
  - a. increasing volume of titrant added to reach the equivalence point.
  - b. increasing pH initially before any titrant has been added.
  - c. increasing pH at the halfway point in equivalence.
  - d. increasing pH at the equivalence point.
 How would the rankings change if  $\text{C}_5\text{H}_5\text{N}$  replaced  $\text{CH}_3\text{NH}_2$  and if  $\text{HOC}_6\text{H}_5$  replaced HF?
13. Figure 15.4 shows the pH curves for the titrations of six different acids by NaOH. Make a similar plot for the titration of three different bases by 0.10 M HCl. Assume 50.0 mL of 0.20 M of

the bases and assume the three bases are a strong base (KOH), a weak base with  $K_b = 1 \times 10^{-5}$ , and another weak base with  $K_b = 1 \times 10^{-10}$ .

14. Acid–base indicators mark the end point of titrations by “magically” turning a different color. Explain the “magic” behind acid–base indicators.

## ► Exercises

In this section similar exercises are paired.

### Buffers

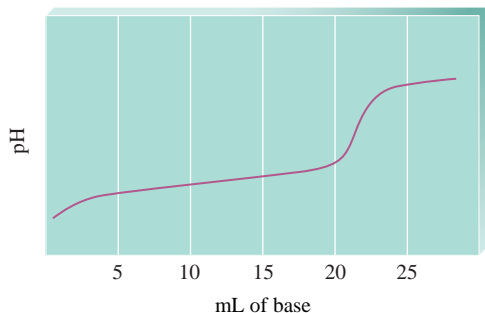
15. A certain buffer is made by dissolving  $\text{NaHCO}_3$  and  $\text{Na}_2\text{CO}_3$  in some water. Write equations to show how this buffer neutralizes added  $\text{H}^+$  and  $\text{OH}^-$ .
16. A buffer is prepared by dissolving  $\text{HONH}_2$  and  $\text{HONH}_3\text{NO}_3$  in some water. Write equations to show how this buffer neutralizes added  $\text{H}^+$  and  $\text{OH}^-$ .
- 
17. Calculate the pH of each of the following solutions.
- 0.100 *M* propanoic acid ( $\text{HC}_3\text{H}_5\text{O}_2$ ,  $K_a = 1.3 \times 10^{-5}$ )
  - 0.100 *M* sodium propanoate ( $\text{NaC}_3\text{H}_5\text{O}_2$ )
  - pure  $\text{H}_2\text{O}$
  - a mixture containing 0.100 *M*  $\text{HC}_3\text{H}_5\text{O}_2$  and 0.100 *M*  $\text{NaC}_3\text{H}_5\text{O}_2$
18. Calculate the pH of each of the following solutions.
- 0.100 *M*  $\text{HONH}_2$  ( $K_b = 1.1 \times 10^{-8}$ )
  - 0.100 *M*  $\text{HONH}_3\text{Cl}$
  - pure  $\text{H}_2\text{O}$
  - a mixture containing 0.100 *M*  $\text{HONH}_2$  and 0.100 *M*  $\text{HONH}_3\text{Cl}$
- 
19. Compare the percent dissociation of the acid in Exercise 17a with the percent dissociation of the acid in Exercise 17d. Explain the large difference in percent dissociation of the acid.
20. Compare the percent ionization of the base in Exercise 18a with the percent ionization of the base in Exercise 18d. Explain any differences.
- 
21. Calculate the pH after 0.020 mol HCl is added to 1.00 L of each of the four solutions in Exercise 17.
22. Calculate the pH after 0.020 mol HCl is added to 1.00 L of each of the four solutions in Exercise 18.
- 
23. Calculate the pH after 0.020 mol NaOH is added to 1.00 L of each of the four solutions in Exercise 17.
24. Calculate the pH after 0.020 mol NaOH is added to 1.00 L of each of the solutions in Exercise 18.
- 
25. Which of the solutions in Exercise 17 shows the least change in pH upon the addition of acid or base? Explain.
26. Which of the solutions in Exercise 18 is a buffered solution?
- 
27. Calculate the pH of a solution that is 1.00 *M*  $\text{HNO}_2$  and 1.00 *M*  $\text{NaNO}_2$ .
28. Calculate the pH of a solution that is 0.60 *M* HF and 1.00 *M* KF.
- 
29. Calculate the pH after 0.10 mol NaOH is added to 1.00 L of the solution in Exercise 27, and calculate the pH after 0.20 mol HCl is added to 1.00 L of the solution in Exercise 27.
- 
30. Calculate the pH after 0.10 mol NaOH is added to 1.00 L of the solution in Exercise 28, and calculate the pH after 0.20 mol HCl is added to 1.00 L of the solution in Exercise 28.
- 
31. Calculate the pH of each of the following buffered solutions.
- 0.10 *M* acetic acid/0.25 *M* sodium acetate
  - 0.25 *M* acetic acid/0.10 *M* sodium acetate
  - 0.080 *M* acetic acid/0.20 *M* sodium acetate
  - 0.20 *M* acetic acid/0.080 *M* sodium acetate
32. Calculate the pH of each of the following buffered solutions.
- 0.50 *M*  $\text{C}_2\text{H}_5\text{NH}_2$ /0.25 *M*  $\text{C}_2\text{H}_5\text{NH}_3\text{Cl}$
  - 0.25 *M*  $\text{C}_2\text{H}_5\text{NH}_2$ /0.50 *M*  $\text{C}_2\text{H}_5\text{NH}_3\text{Cl}$
  - 0.50 *M*  $\text{C}_2\text{H}_5\text{NH}_2$ /0.50 *M*  $\text{C}_2\text{H}_5\text{NH}_3\text{Cl}$
- 
33. Calculate the pH of a buffer solution prepared by dissolving 21.5 g benzoic acid ( $\text{HC}_7\text{H}_5\text{O}_2$ ) and 37.7 g sodium benzoate in 200.0 mL of solution.
34. A buffered solution is made by adding 50.0 g  $\text{NH}_4\text{Cl}$  to 1.00 L of a 0.75 *M* solution of  $\text{NH}_3$ . Calculate the pH of the final solution. (Assume no volume change.)
- 
35. Calculate the pH after 0.010 mol gaseous HCl is added to 250.0 mL of each of the following buffered solutions.
- 0.050 *M*  $\text{NH}_3$ /0.15 *M*  $\text{NH}_4\text{Cl}$
  - 0.50 *M*  $\text{NH}_3$ /1.50 *M*  $\text{NH}_4\text{Cl}$
- Do the two original buffered solutions differ in their pH or their capacity? What advantage is there in having a buffer with a greater capacity?
36. An aqueous solution contains dissolved  $\text{C}_6\text{H}_5\text{NH}_3\text{Cl}$  and  $\text{C}_6\text{H}_5\text{NH}_2$ . The concentration of  $\text{C}_6\text{H}_5\text{NH}_2$  is 0.50 *M* and pH is 4.20.
- Calculate the concentration of  $\text{C}_6\text{H}_5\text{NH}_3^+$  in this buffer solution.
  - Calculate the pH after 4.0 g NaOH(s) is added to 1.0 L of this solution. (Neglect any volume change.)
- 
37. Calculate the mass of sodium acetate that must be added to 500.0 mL of 0.200 *M* acetic acid to form a pH = 5.00 buffer solution.
38. What volumes of 0.50 *M*  $\text{HNO}_2$  and 0.50 *M*  $\text{NaNO}_2$  must be mixed to prepare 1.00 L of a solution buffered at pH = 3.55?
- 
39. Consider a solution that contains both  $\text{C}_5\text{H}_5\text{N}$  and  $\text{C}_5\text{H}_5\text{NHNO}_3$ . Calculate the ratio  $[\text{C}_5\text{H}_5\text{N}]/[\text{C}_5\text{H}_5\text{NH}^+]$  if the solution has the following pH values.
- pH = 4.50
  - pH = 5.00
  - pH = 5.23
  - pH = 5.50
40. Calculate the ratio  $[\text{NH}_3]/[\text{NH}_4^+]$  in ammonia/ammonium chloride buffered solutions with the following pH values:
- pH = 9.00
  - pH = 8.80
  - pH = 10.00
  - pH = 9.60
- 
41. Consider the acids in Table 14.2. Which acid would be the best choice for preparing a pH = 7.00 buffer? Explain how to make 1.0 L of this buffer.
42. Consider the bases in Table 14.3. Which base would be the best choice for preparing a pH = 5.00 buffer? Explain how to make 1.0 L of this buffer.
- 
43. Calculate the pH of a solution that is 0.40 *M*  $\text{H}_2\text{NNH}_2$  and 0.80 *M*  $\text{H}_2\text{NNH}_3\text{NO}_3$ . In order for this buffer to have pH =  $pK_a$ , would you add HCl or NaOH? What quantity (moles) of which reagent

would you add to 1.0 L of the original buffer so that the resulting solution has  $\text{pH} = \text{p}K_a$ ?

44. Calculate the pH of a solution that is 0.20 M HOCl and 0.90 M KOCl. In order for this buffer to have  $\text{pH} = \text{p}K_a$ , would you add HCl or NaOH? What quantity (moles) of which reagent would you add to 1.0 L of the original buffer so that the resulting solution has  $\text{pH} = \text{p}K_a$ ?
45. Which of the following mixtures would result in buffered solutions when 1.0 L of each of the two solutions are mixed?
- 0.1 M KOH and 0.1 M  $\text{CH}_3\text{NH}_3\text{Cl}$
  - 0.1 M KOH and 0.2 M  $\text{CH}_3\text{NH}_2$
  - 0.2 M KOH and 0.1 M  $\text{CH}_3\text{NH}_3\text{Cl}$
  - 0.1 M KOH and 0.2 M  $\text{CH}_3\text{NH}_3\text{Cl}$
46. Which of the following mixtures would result in a buffered solution when 1.0 L of each of the two solutions are mixed?
- 0.2 M  $\text{HNO}_3$  and 0.4 M  $\text{NaNO}_3$
  - 0.2 M  $\text{HNO}_3$  and 0.4 M HF
  - 0.2 M  $\text{HNO}_3$  and 0.4 M NaF
  - 0.2 M  $\text{HNO}_3$  and 0.4 M NaOH
47. What quantity (moles) of NaOH must be added to 1.0 L of 2.0 M  $\text{HC}_2\text{H}_3\text{O}_2$  to produce a solution buffered at each pH?
- $\text{pH} = \text{p}K_a$
  - $\text{pH} = 4.00$
  - $\text{pH} = 5.00$
48. Calculate the number of moles of HCl(g) that must be added to 1.0 L of 1.0 M  $\text{NaC}_2\text{H}_3\text{O}_2$  to produce a solution buffered at each pH.
- $\text{pH} = \text{p}K_a$
  - $\text{pH} = 4.20$
  - $\text{pH} = 5.00$

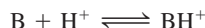
### Acid–Base Titrations

49. Consider the titration of a generic weak acid HA with a strong base that gives the following titration curve:



On the curve, indicate the points that correspond to the following:

- the stoichiometric (equivalence) point
  - the region with maximum buffering
  - $\text{pH} = \text{p}K_a$
  - $\text{pH}$  depends only on  $[\text{HA}]$
  - $\text{pH}$  depends only on  $[\text{A}^-]$
  - $\text{pH}$  depends only on the amount of excess strong base added
50. Sketch the titration curve for the titration of a generic weak base B with a strong acid. The titration reaction is



On this curve, indicate the points that correspond to the following:

- the stoichiometric (equivalence) point
- the region with maximum buffering
- $\text{pH} = \text{p}K_a$

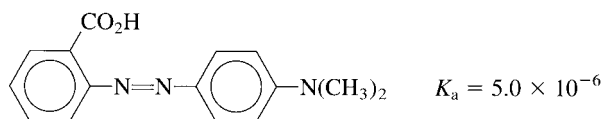
- $\text{pH}$  depends only on  $[\text{B}]$
- $\text{pH}$  depends only on  $[\text{BH}^+]$
- $\text{pH}$  depends only on the amount of excess strong acid added

51. Consider the titration of 40.0 mL of 0.200 M  $\text{HClO}_4$  by 0.100 M KOH. Calculate the pH of the resulting solution after the following volumes of KOH have been added.
- 0.0 mL
  - 10.0 mL
  - 40.0 mL
  - 80.0 mL
  - 100.0 mL
52. Consider the titration of 80.0 mL of 0.100 M  $\text{Ba}(\text{OH})_2$  by 0.400 M HCl. Calculate the pH of the resulting solution after the following volumes of HCl have been added.
- 0.0 mL
  - 20.0 mL
  - 30.0 mL
  - 40.0 mL
  - 80.0 mL
53. Consider the titration of 100.0 mL of 0.200 M acetic acid ( $K_a = 1.8 \times 10^{-5}$ ) by 0.100 M KOH. Calculate the pH of the resulting solution after the following volumes of KOH have been added.
- 0.0 mL
  - 50.0 mL
  - 100.0 mL
  - 150.0 mL
  - 200.0 mL
  - 250.0 mL
54. Consider the titration of 100.0 mL of 0.100 M  $\text{H}_2\text{NNH}_2$  ( $K_b = 3.0 \times 10^{-6}$ ) by 0.200 M  $\text{HNO}_3$ . Calculate the pH of the resulting solution after the following volumes of  $\text{HNO}_3$  have been added.
- 0.0 mL
  - 20.0 mL
  - 25.0 mL
  - 40.0 mL
  - 50.0 mL
  - 100.0 mL
55. Lactic acid is a common by-product of cellular respiration and is often said to cause the “burn” associated with strenuous activity. A 25.0-mL sample of 0.100 M lactic acid ( $\text{HC}_3\text{H}_5\text{O}_3$ ,  $\text{p}K_a = 3.86$ ) is titrated with 0.100 M NaOH solution. Calculate the pH after the addition of 0.0 mL, 4.0 mL, 8.0 mL, 12.5 mL, 20.0 mL, 24.0 mL, 24.5 mL, 24.9 mL, 25.0 mL, 25.1 mL, 26.0 mL, 28.0 mL, and 30.0 mL of the NaOH. Plot the results of your calculations as pH versus milliliters of NaOH added.
56. Repeat the procedure in Exercise 55, but for the titration of 25.0 mL of 0.100 M propanoic acid ( $\text{HC}_3\text{H}_5\text{O}_2$ ,  $K_a = 1.3 \times 10^{-5}$ ) with 0.100 M NaOH.
57. Repeat the procedure in Exercise 55, but for the titration of 25.0 mL of 0.100 M  $\text{NH}_3$  ( $K_b = 1.8 \times 10^{-5}$ ) with 0.100 M HCl.
58. Repeat the procedure in Exercise 55, but for the titration of 25.0 mL of 0.100 M pyridine with 0.100 M hydrochloric acid ( $K_b$  for pyridine is  $1.7 \times 10^{-9}$ ). Do not indicate the points at 24.9 and 25.1 mL.
59. Calculate the pH at the halfway point and at the equivalence point for each of the following titrations.
- 100.0 mL of 0.10 M  $\text{HC}_7\text{H}_5\text{O}_2$  ( $K_a = 6.4 \times 10^{-5}$ ) titrated by 0.10 M NaOH
  - 100.0 mL of 0.10 M  $\text{C}_2\text{H}_5\text{NH}_2$  ( $K_b = 5.6 \times 10^{-4}$ ) titrated by 0.20 M  $\text{HNO}_3$
  - 100.0 mL of 0.50 M HCl titrated by 0.25 M NaOH

60. In the titration of 50.0 mL of 1.0 M methylamine,  $\text{CH}_3\text{NH}_2$  ( $K_b = 4.4 \times 10^{-4}$ ), with 0.50 M HCl, calculate the pH under the following conditions.
- after 50.0 mL of 0.50 M HCl has been added
  - at the stoichiometric point
61. You have 75.0 mL of 0.10 M HA. After adding 30.0 mL of 0.10 M NaOH, the pH is 5.50. What is the  $K_a$  value of HA?
62. A student dissolves 0.0100 mol of an unknown weak base in 100.0 mL water and titrates the solution with 0.100 M  $\text{HNO}_3$ . After 40.0 mL of 0.100 M  $\text{HNO}_3$  was added, the pH of the resulting solution was 8.00. Calculate the  $K_b$  value for the weak base.

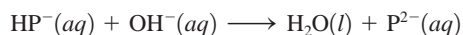
### Indicators

63. Two drops of indicator HIn ( $K_a = 1.0 \times 10^{-9}$ ), where HIn is yellow and  $\text{In}^-$  is blue, are placed in 100.0 mL of 0.10 M HCl.
- What color is the solution initially?
  - The solution is titrated with 0.10 M NaOH. At what pH will the color change (yellow to greenish yellow) occur?
  - What color will the solution be after 200.0 mL NaOH has been added?
64. Methyl red has the following structure:



It undergoes a color change from red to yellow as a solution gets more basic. Calculate an approximate pH range for which methyl red is useful. What is the color change and the pH at the color change when a weak acid is titrated with a strong base using methyl red as an indicator? What is the color change and the pH at the color change when a weak base is titrated with a strong acid using methyl red as an indicator? For which of these two types of titrations is methyl red a possible indicator?

65. Potassium hydrogen phthalate, known as KHP (molar mass = 204.22 g/mol), can be obtained in high purity and is used to determine the concentration of solutions of strong bases by the reaction



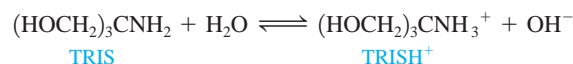
If a typical titration experiment begins with approximately 0.5 g KHP and has a final volume of about 100 mL, what is an appropriate indicator to use? The  $pK_a$  for  $\text{HP}^-$  is 5.51.

66. A certain indicator HIn has a  $pK_a$  of 3.00 and a color change becomes visible when 7.00% of the indicator has been converted to  $\text{In}^-$ . At what pH is this color change visible?
67. Which of the indicators in Fig. 15.8 could be used for the titrations in Exercises 51 and 53?
68. Which of the indicators in Fig. 15.8 could be used for the titrations in Exercises 52 and 54?
69. Which of the indicators in Fig. 15.8 could be used for the titrations in Exercises 55 and 57?
70. Which of the indicators in Fig. 15.8 could be used for the titrations in Exercises 56 and 58?

71. Estimate the pH of a solution in which bromocresol green is blue and thymol blue is yellow. (See Fig. 15.8.)
72. Estimate the pH of a solution in which crystal violet is yellow and methyl orange is red. (See Fig. 15.8.)
73. A solution has a pH of 7.0. What would be the color of the solution if each of the following indicators were added? (See Fig. 15.8.)
- thymol blue
  - bromthymol blue
  - methyl red
  - crystal violet
74. A solution has a pH of 4.5. What would be the color of the solution if each of the following indicators were added? (See Fig. 15.8.)
- methyl orange
  - alizarin
  - bromocresol green
  - phenolphthalein

### ▶ Connecting to Biochemistry

75. Tris(hydroxymethyl)aminomethane, commonly called TRIS or Trizma, is often used as a buffer in biochemical studies. Its buffering range is pH 7 to 9, and  $K_b$  is  $1.19 \times 10^{-6}$  for the aqueous reaction

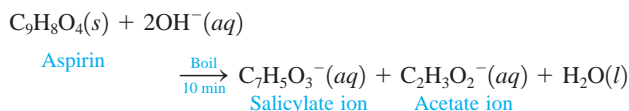


- What is the optimal pH for TRIS buffers?
  - Calculate the ratio  $[\text{TRIS}]/[\text{TRISH}^+]$  at pH = 7.00 and at pH = 9.00.
  - A buffer is prepared by diluting 50.0 g TRIS base and 65.0 g TRIS hydrochloride (written as TRISHCl) to a total volume of 2.0 L. What is the pH of this buffer? What is the pH after 0.50 mL of 12 M HCl is added to a 200.0-mL portion of the buffer?
76. Phosphate buffers are important in regulating the pH of intracellular fluids at pH values generally between 7.1 and 7.2.
- What is the concentration ratio of  $\text{H}_2\text{PO}_4^-$  to  $\text{HPO}_4^{2-}$  in intracellular fluid at pH = 7.15?
- $$\text{H}_2\text{PO}_4^-(aq) \rightleftharpoons \text{HPO}_4^{2-}(aq) + \text{H}^+(aq) \quad K_a = 6.2 \times 10^{-8}$$
- Why is a buffer composed of  $\text{H}_3\text{PO}_4$  and  $\text{H}_2\text{PO}_4^-$  ineffective in buffering the pH of intracellular fluid?
- $$\text{H}_3\text{PO}_4(aq) \rightleftharpoons \text{H}_2\text{PO}_4^-(aq) + \text{H}^+(aq) \quad K_a = 7.5 \times 10^{-3}$$
77. Carbonate buffers are important in regulating the pH of blood at 7.40. If the carbonic acid concentration in a sample of blood is 0.0012 M, determine the bicarbonate ion concentration required to buffer the pH of blood at pH = 7.40.
- $$\text{H}_2\text{CO}_3(aq) \rightleftharpoons \text{HCO}_3^-(aq) + \text{H}^+(aq) \quad K_a = 4.3 \times 10^{-7}$$
78. When a person exercises, muscle contractions produce lactic acid. Moderate increases in lactic acid can be handled by the blood buffers without decreasing the pH of blood. However, excessive amounts of lactic acid can overload the blood buffer system, resulting in a lowering of the blood pH. A condition called



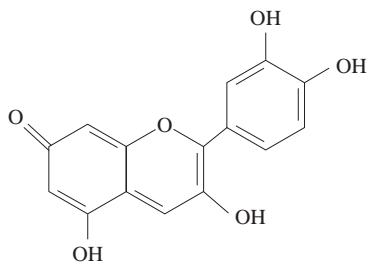
*acidosis* is diagnosed if the blood pH falls to 7.35 or lower. Assume the primary blood buffer system is the carbonate buffer system described in Exercise 77. Calculate what happens to the  $[\text{H}_2\text{CO}_3]/[\text{HCO}_3^-]$  ratio in blood when the pH decreases from 7.40 to 7.35.

79. The active ingredient in aspirin is acetylsalicylic acid. A 2.51-g sample of acetylsalicylic acid required 27.36 mL of 0.5106 M NaOH for complete reaction. Addition of 13.68 mL of 0.5106 M HCl to the flask containing the aspirin and the sodium hydroxide produced a mixture with  $\text{pH} = 3.48$ . Determine the molar mass of acetylsalicylic acid and its  $K_a$  value. State any assumptions you must make to reach your answer.
80. One method for determining the purity of aspirin ( $\text{C}_9\text{H}_8\text{O}_4$ ) is to hydrolyze it with NaOH solution and then to titrate the remaining NaOH. The reaction of aspirin with NaOH is as follows:



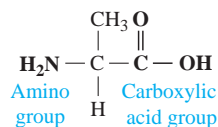
A sample of aspirin with a mass of 1.427 g was boiled in 50.00 mL of 0.500 M NaOH. After the solution was cooled, it took 31.92 mL of 0.289 M HCl to titrate the excess NaOH. Calculate the purity of the aspirin. What indicator should be used for this titration? Why?

81. The pigment cyanidin aglycone is one of the anthocyanin molecules that gives red cabbage (*Brassica oleracea* var. *capitata* f. *rubra*) its characteristic red coloration. Many young chemists have used this “red cabbage indicator” to study acid–base chemistry. Estimate the pH range at which cyanidin aglycone shows a color change.



Cyanidin aglycone (Anth-H)

82. Amino acids are the building blocks for all proteins in our bodies. A structure for the amino acid alanine is



All amino acids have at least two functional groups with acidic or basic properties. In alanine, the carboxylic acid group has  $K_a = 4.5 \times 10^{-3}$  and the amino group has  $K_b = 7.4 \times 10^{-5}$ . Because of the two groups with acidic or basic properties, three different charged ions of alanine are possible when alanine is

dissolved in water. Which of these ions would predominate in a solution with  $[\text{H}^+] = 1.0 M$ ? In a solution with  $[\text{OH}^-] = 1.0 M$ ?

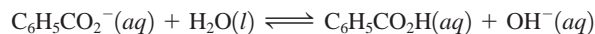
## ► Additional Exercises

83. Derive an equation analogous to the Henderson–Hasselbalch equation but relating pOH and  $\text{p}K_b$  of a buffered solution composed of a weak base and its conjugate acid, such as  $\text{NH}_3$  and  $\text{NH}_4^+$ .
84. a. Calculate the pH of a buffered solution that is 0.100 M in  $\text{C}_6\text{H}_5\text{CO}_2\text{H}$  (benzoic acid,  $K_a = 6.4 \times 10^{-5}$ ) and 0.100 M in  $\text{C}_6\text{H}_5\text{CO}_2\text{Na}$ .
- b. Calculate the pH after 20.0% (by moles) of the benzoic acid is converted to benzoate anion by addition of a strong base. Use the dissociation equilibrium



to calculate the pH.

- c. Do the same as in part b, but use the following equilibrium to calculate the pH:

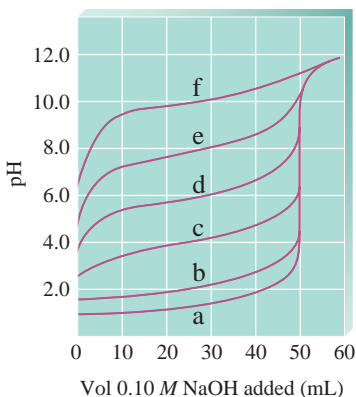


- d. Do your answers in parts b and c agree? Explain.
85. Consider a solution containing 0.10 M ethylamine ( $\text{C}_2\text{H}_5\text{NH}_2$ ), 0.20 M  $\text{C}_2\text{H}_5\text{NH}_3^+$ , and 0.20 M  $\text{Cl}^-$ .
- a. Calculate the pH of this solution.
- b. Calculate the pH after 0.050 mol KOH(s) is added to 1.00 L of this solution. (Ignore any volume changes.)
86. You make 1.00 L of a buffered solution ( $\text{pH} = 4.00$ ) by mixing acetic acid and sodium acetate. You have 1.00 M solutions of each component of the buffered solution. What volume of each solution do you mix to make such a buffered solution?
87. You have the following reagents on hand:

Solids ( $\text{p}K_a$ of Acid Form Is Given)	Solutions
Benzoic acid (4.19)	5.0 M HCl
Sodium acetate (4.74)	1.0 M acetic acid (4.74)
Potassium fluoride (3.14)	2.6 M NaOH
Ammonium chloride (9.26)	1.0 M HOCl (7.46)

What combinations of reagents would you use to prepare buffers at the following pH values?

- a. 3.0    b. 4.0    c. 5.0    d. 7.0    e. 9.0
88. What quantity (moles) of HCl(g) must be added to 1.0 L of 2.0 M NaOH to achieve a pH of 0.00? (Neglect any volume changes.)
89. Calculate the value of the equilibrium constant for each of the following reactions in aqueous solution.
- a.  $\text{HC}_2\text{H}_3\text{O}_2 + \text{OH}^- \rightleftharpoons \text{C}_2\text{H}_3\text{O}_2^- + \text{H}_2\text{O}$
- b.  $\text{C}_2\text{H}_3\text{O}_2^- + \text{H}^+ \rightleftharpoons \text{HC}_2\text{H}_3\text{O}_2$
- c.  $\text{HCl} + \text{NaOH} \rightleftharpoons \text{NaCl} + \text{H}_2\text{O}$
90. The following plot shows the pH curves for the titrations of various acids by 0.10 M NaOH (all of the acids were 50.0-mL samples of 0.10 M concentration).

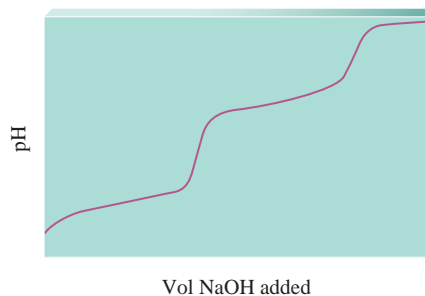


- Which pH curve corresponds to the weakest acid?
  - Which pH curve corresponds to the strongest acid? Which point on the pH curve would you examine to see if this acid is a strong acid or a weak acid (assuming you did not know the initial concentration of the acid)?
  - Which pH curve corresponds to an acid with  $K_a \approx 1 \times 10^{-6}$ ?
- Calculate the volume of  $1.50 \times 10^{-2} M$  NaOH that must be added to 500.0 mL of 0.200 M HCl to give a solution that has pH = 2.15.
  - Repeat the procedure in Exercise 55, but for the titration of 25.0 mL of 0.100 M  $\text{HNO}_3$  with 0.100 M NaOH.
  - A certain acetic acid solution has pH = 2.68. Calculate the volume of 0.0975 M KOH required to reach the equivalence point in the titration of 25.0 mL of the acetic acid solution.
  - A 0.210-g sample of an acid (molar mass = 192 g/mol) is titrated with 30.5 mL of 0.108 M NaOH to a phenolphthalein end point. Is the acid monoprotic, diprotic, or triprotic?
  - A student intends to titrate a solution of a weak monoprotic acid with a sodium hydroxide solution but reverses the two solutions and places the weak acid solution in the buret. After 23.75 mL of the weak acid solution has been added to 50.0 mL of the 0.100 M NaOH solution, the pH of the resulting solution is 10.50. Calculate the original concentration of the solution of weak acid.
  - A student titrates an unknown weak acid, HA, to a pale pink phenolphthalein end point with 25.0 mL of 0.100 M NaOH. The student then adds 13.0 mL of 0.100 M HCl. The pH of the resulting solution is 4.7. How is the value of  $\text{p}K_a$  for the unknown acid related to 4.7?
  - A sample of a certain monoprotic weak acid was dissolved in water and titrated with 0.125 M NaOH, requiring 16.00 mL to reach the equivalence point. During the titration, the pH after adding 2.00 mL NaOH was 6.912. Calculate  $K_a$  for the weak acid.

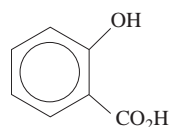
### ► Challenge Problems

- Another way to treat data from a pH titration is to graph the absolute value of the change in pH per change in milliliters added versus milliliters added ( $\Delta\text{pH}/\Delta\text{mL}$  versus mL added). Make this graph using your results from Exercise 55. What advantage might this method have over the traditional method for treating titration data?

- A buffer is made using 45.0 mL of 0.750 M  $\text{HC}_3\text{H}_5\text{O}_2$  ( $K_a = 1.3 \times 10^{-5}$ ) and 55.0 mL of 0.700 M  $\text{NaC}_3\text{H}_5\text{O}_2$ . What volume of 0.10 M NaOH must be added to change the pH of the original buffer solution by 2.5%?
- A 0.400 M solution of ammonia was titrated with hydrochloric acid to the equivalence point, where the total volume was 1.50 times the original volume. At what pH does the equivalence point occur?
- What volume of 0.0100 M NaOH must be added to 1.00 L of 0.0500 M HOCl to achieve a pH of 8.00?
- Consider a solution formed by mixing 50.0 mL of 0.100 M  $\text{H}_2\text{SO}_4$ , 30.0 mL of 0.100 M HOCl, 25.0 mL of 0.200 M NaOH, 25.0 mL of 0.100 M  $\text{Ba}(\text{OH})_2$ , and 10.0 mL of 0.150 M KOH. Calculate the pH of this solution.
- When a diprotic acid,  $\text{H}_2\text{A}$ , is titrated with NaOH, the protons on the diprotic acid are generally removed one at a time, resulting in a pH curve that has the following generic shape:



- Notice that the plot has essentially two titration curves. If the first equivalence point occurs at 100.0 mL NaOH added, what volume of NaOH added corresponds to the second equivalence point?
  - For the following volumes of NaOH added, list the major species present after the  $\text{OH}^-$  reacts completely.
    - 0 mL NaOH added
    - between 0 and 100.0 mL NaOH added
    - 100.0 mL NaOH added
    - between 100.0 and 200.0 mL NaOH added
    - 200.0 mL NaOH added
    - after 200.0 mL NaOH added
  - If the pH at 50.0 mL NaOH added is 4.0 and the pH at 150.0 mL NaOH added is 8.0, determine the values  $K_{a1}$  and  $K_{a2}$  for the diprotic acid.
- Consider the following two acids:



Salicylic acid

$$\text{p}K_{a1} = 2.98; \text{p}K_{a2} = 13.40$$



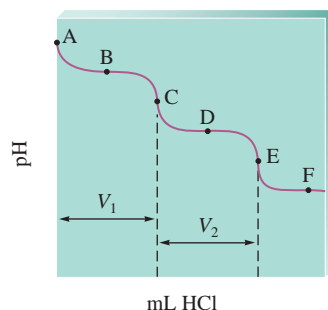
Adipic acid

$$\text{p}K_{a1} = 4.41; \text{p}K_{a2} = 5.28$$

In two separate experiments the pH was measured during the titration of 5.00 mmol of each acid with 0.200 M NaOH. Each

experiment showed only one stoichiometric point when the data were plotted. In one experiment the stoichiometric point was at 25.00 mL added NaOH, and in the other experiment the stoichiometric point was at 50.00 mL NaOH. Explain these results. (See Exercise 103.)

105. The titration of  $\text{Na}_2\text{CO}_3$  with HCl has the following qualitative profile:



- Identify the major species in solution at points A–F.
  - Calculate the pH at the halfway points to equivalence, B and D. (*Hint*: Refer to Exercise 103.)
106. Consider the titration curve in Exercise 105 for the titration of  $\text{Na}_2\text{CO}_3$  with HCl.
- If a mixture of  $\text{NaHCO}_3$  and  $\text{Na}_2\text{CO}_3$  was titrated, what would be the relative sizes of  $V_1$  and  $V_2$ ?
  - If a mixture of NaOH and  $\text{Na}_2\text{CO}_3$  was titrated, what would be the relative sizes of  $V_1$  and  $V_2$ ?
  - A sample contains a mixture of  $\text{NaHCO}_3$  and  $\text{Na}_2\text{CO}_3$ . When this sample was titrated with 0.100 M HCl, it took 18.9 mL to reach the first stoichiometric point and an additional 36.7 mL to reach the second stoichiometric point. What is the composition in mass percent of the sample?
107. A few drops of each of the indicators shown in the accompanying table were placed in separate portions of a 1.0 M solution of a weak acid, HX. The results are shown in the last column of the table. What is the approximate pH of the solution containing HX? Calculate the approximate value of  $K_a$  for HX.

Indicator	Color of HIn	Color of In <sup>-</sup>	pK <sub>a</sub> of HIn	Color of 1.0 M HX
Bromphenol blue	Yellow	Blue	4.0	Blue
Bromcresol purple	Yellow	Purple	6.0	Yellow
Bromcresol green	Yellow	Blue	4.8	Green
Alizarin	Yellow	Red	6.5	Yellow

108. Malonic acid ( $\text{HO}_2\text{CCH}_2\text{CO}_2\text{H}$ ) is a diprotic acid. In the titration of malonic acid with NaOH, stoichiometric points occur at  $\text{pH} = 3.9$  and  $8.8$ . A 25.00-mL sample of malonic acid of unknown concentration is titrated with 0.0984 M NaOH, requiring

31.50 mL of the NaOH solution to reach the phenolphthalein end point. Calculate the concentration of malonic acid in the unknown solution. (See Exercise 103.)

## ► Integrative Problems

These problems require the integration of multiple concepts to find the solutions.

109. A buffer solution is prepared by mixing 75.0 mL of 0.275 M fluorobenzoic acid ( $\text{C}_7\text{H}_5\text{O}_2\text{F}$ ) with 55.0 mL of 0.472 M sodium fluorobenzoate. The  $\text{p}K_a$  of this weak acid is 2.90. What is the pH of the buffer solution?
110. A 10.00-g sample of the ionic compound NaA, where  $\text{A}^-$  is the anion of a weak acid, was dissolved in enough water to make 100.0 mL of solution and was then titrated with 0.100 M HCl. After 500.0 mL HCl was added, the pH was 5.00. The experimenter found that 1.00 L of 0.100 M HCl was required to reach the stoichiometric point of the titration.
- What is the molar mass of NaA?
  - Calculate the pH of the solution at the stoichiometric point of the titration.
111. Calculate the pH of a solution prepared by mixing 250. mL of 0.174 M aqueous HF (density = 1.10 g/mL) with 38.7 g of an aqueous solution that is 1.50% NaOH by mass (density = 1.02 g/mL). ( $K_a$  for HF =  $7.2 \times 10^{-4}$ .)

## ► Marathon Problem\*


This problem is designed to incorporate several concepts and techniques into one situation.

112. A 225-mg sample of a diprotic acid is dissolved in enough water to make 250. mL of solution. The pH of this solution is 2.06. A  $6.9 \times 10^{-3}$  M solution of calcium hydroxide is prepared. Enough of the calcium hydroxide solution is added to the solution of the acid to reach the second equivalence point. The pH at the second equivalence point (as determined by a pH meter) is 7.96. The first dissociation constant for the acid ( $K_{a1}$ ) is  $5.90 \times 10^{-2}$ . Assume that the volumes of the solutions are additive, that all solutions are at 25°C, and that  $K_{a1}$  is at least 1000 times greater than  $K_{a2}$ .
- Calculate the molar mass of the acid.
  - Calculate the second dissociation constant for the acid ( $K_{a2}$ ).

\*Used with permission from the *Journal of Chemical Education*, Vol. 68, No. 11, 1991, pp. 919–922; copyright © 1991, Division of Chemical Education, Inc.

# Solubility and Complex Ion Equilibria

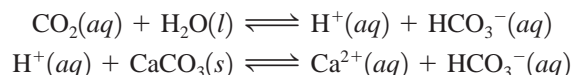
- 16.1** ▶ Solubility Equilibria and the Solubility Product
  - Relative Solubilities
  - Common Ion Effect
  - pH and Solubility
- 16.2** ▶ Precipitation and Qualitative Analysis
  - Selective Precipitation
  - Qualitative Analysis
- 16.3** ▶ Equilibria Involving Complex Ions
  - Complex Ions and Solubility



**Stalactites and stalagmites in the Drapery Room at Mammoth Cave in Kentucky. These formations are created when carbonate minerals dissolve in groundwater acidified by carbon dioxide and then solidify when the water evaporates.**

**M**ost of the chemistry of the natural world occurs in aqueous solution. We have already introduced one very significant class of aqueous equilibria, acid–base reactions. In this chapter we consider more applications of aqueous equilibria, those involving the solubility of salts and those involving the formation of complex ions.

The interplay of acid–base, solubility, and complex ion equilibria is often important in natural processes, such as the weathering of minerals, the uptake of nutrients by plants, and tooth decay. For example, limestone ( $\text{CaCO}_3$ ) will dissolve in water made acidic by dissolved carbon dioxide:



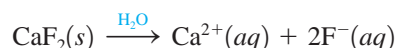
This two-step process and its reverse account for the formation of limestone caves and the stalactites and stalagmites found therein. In the forward direction of the process, the acidic water (containing carbon dioxide) dissolves the underground limestone deposits, thereby forming a cavern. The reverse process occurs as the water drips from the ceiling of the cave, and the carbon dioxide is lost to the air. This causes solid calcium carbonate to form, producing stalactites on the ceiling and stalagmites where the drops hit the cave floor.

In this chapter we will discuss the formation of solids from an aqueous solution and the resulting equilibria. We will also show how selective precipitation and the formation of complex ions can be used to do qualitative analysis.

## 16.1 ► Solubility Equilibria and the Solubility Product

Solubility is a very important phenomenon. The fact that substances such as sugar and table salt dissolve in water allows us to flavor foods easily. The fact that calcium sulfate is less soluble in hot water than in cold water causes it to coat tubes in boilers, reducing thermal efficiency. Tooth decay involves solubility: When food lodges between the teeth, acids form that dissolve tooth enamel, which contains a mineral called *hydroxyapatite*,  $\text{Ca}_5(\text{PO}_4)_3\text{OH}$ . Tooth decay can be reduced by treating teeth with fluoride (see Chemical Connections, p. 748). Fluoride replaces the hydroxide in hydroxyapatite to produce the corresponding fluorapatite,  $\text{Ca}_5(\text{PO}_4)_3\text{F}$ , and calcium fluoride,  $\text{CaF}_2$ , both of which are less soluble in acids than the original enamel. Another important consequence of solubility involves the use of a suspension of barium sulfate to improve the clarity of X rays of the gastrointestinal tract. The very low solubility of barium sulfate, which contains the toxic ion  $\text{Ba}^{2+}$ , makes ingestion of the compound safe.

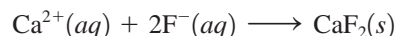
In this section we consider the equilibria associated with solids dissolving to form aqueous solutions. We will assume that when a typical ionic solid dissolves in water, it dissociates completely into separate hydrated cations and anions. For example, calcium fluoride dissolves in water as follows:



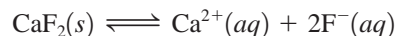
Adding  $\text{F}^-$  to drinking water is controversial. See Geoff Rayner-Canham, “Fluoride: Trying to Separate Fact from Fallacy,” *Chem 13 News*, Sept. 2001, pp. 16–19.

For simplicity, we will ignore the effects of ion associations in these solutions.

When the solid salt is first added to the water, no  $\text{Ca}^{2+}$  and  $\text{F}^-$  ions are present. However, as the dissolution proceeds, the concentrations of  $\text{Ca}^{2+}$  and  $\text{F}^-$  increase, making it more and more likely that these ions will collide and re-form the solid phase. Thus two competing processes are occurring—the dissolution reaction and its reverse:



Ultimately, dynamic equilibrium is reached:



At this point no more solid dissolves (the solution is said to be *saturated*).

We can write an equilibrium expression for this process according to the law of mass action:

$$K_{\text{sp}} = [\text{Ca}^{2+}][\text{F}^-]^2$$

where  $[\text{Ca}^{2+}]$  and  $[\text{F}^-]$  are expressed in mol/L. The constant  $K_{\text{sp}}$  is called the **solubility product constant** or simply the **solubility product** for the equilibrium expression.

Since  $\text{CaF}_2$  is a pure solid, it is not included in the equilibrium expression. The fact that the amount of excess solid present does not affect the position of the solubility equilibrium might seem strange at first; more solid means more surface area exposed to the solvent, which would seem to result in greater solubility. This is not the case, however. When the ions in solution re-form the solid, they do so on the surface of the solid. Thus doubling the surface area of the solid not only doubles the rate of dissolving, but also doubles the rate of re-formation of the solid. The amount of excess solid present therefore has no effect on the equilibrium position. Similarly, although either increasing the surface area by grinding up the solid or stirring the solution speeds up the attainment of equilibrium, neither procedure changes the amount of solid dissolved at equilibrium. Neither the amount of excess solid nor the size of the particles present will shift the *position* of the solubility equilibrium.

It is very important to distinguish between the *solubility* of a given solid and its *solubility product*. The solubility product is an *equilibrium constant* and has only *one* value for a given solid at a given temperature. Solubility, on the other hand, is an *equilibrium position*. In pure water at a specific temperature a given salt has a particular solubility. On the other hand, if a common ion is present in the solution, the solubility varies according to the concentration of the common ion. However, in all cases the product of the ion concentrations must satisfy the  $K_{\text{sp}}$  expression. The  $K_{\text{sp}}$  values at 25°C for many common ionic solids are listed in Table 16.1. The units are customarily omitted.

Solving solubility equilibria problems requires many of the same procedures we have used to deal with acid–base equilibria, as illustrated in Examples 16.1 and 16.2.



An X ray of the lower gastrointestinal tract using barium sulfate.

Pure liquids and pure solids are never included in an equilibrium expression (Section 13.4).

$K_{\text{sp}}$  is an equilibrium constant; solubility is an equilibrium position.

### EXAMPLE 16.1

### Calculating $K_{\text{sp}}$ from Solubility I

Copper(I) bromide has a measured solubility of  $2.0 \times 10^{-4}$  mol/L at 25°C. Calculate its  $K_{\text{sp}}$  value.

#### Solution

In this experiment the solid was placed in contact with water. Thus, before any reaction occurred, the system contained solid  $\text{CuBr}$  and  $\text{H}_2\text{O}$ . The process that occurs is the dissolving of  $\text{CuBr}$  to form the separated  $\text{Cu}^+$  and  $\text{Br}^-$  ions:



Table 16.1 ►  $K_{sp}$  Values at 25°C for Common Ionic Solids

Ionic Solid	$K_{sp}$ (at 25°C)	Ionic Solid	$K_{sp}$ (at 25°C)	Ionic Solid	$K_{sp}$ (at 25°C)
Fluorides		Hg <sub>2</sub> CrO <sub>4</sub> *	$2 \times 10^{-9}$	Co(OH) <sub>2</sub>	$2.5 \times 10^{-16}$
BaF <sub>2</sub>	$2.4 \times 10^{-5}$	BaCrO <sub>4</sub>	$8.5 \times 10^{-11}$	Ni(OH) <sub>2</sub>	$1.6 \times 10^{-16}$
MgF <sub>2</sub>	$6.4 \times 10^{-9}$	Ag <sub>2</sub> CrO <sub>4</sub>	$9.0 \times 10^{-12}$	Zn(OH) <sub>2</sub>	$4.5 \times 10^{-17}$
PbF <sub>2</sub>	$4 \times 10^{-8}$	PbCrO <sub>4</sub>	$2 \times 10^{-16}$	Cu(OH) <sub>2</sub>	$1.6 \times 10^{-19}$
SrF <sub>2</sub>	$7.9 \times 10^{-10}$			Hg(OH) <sub>2</sub>	$3 \times 10^{-26}$
CaF <sub>2</sub>	$4.0 \times 10^{-11}$	Carbonates		Sn(OH) <sub>2</sub>	$3 \times 10^{-27}$
		NiCO <sub>3</sub>	$1.4 \times 10^{-7}$	Cr(OH) <sub>3</sub>	$6.7 \times 10^{-31}$
Chlorides		CaCO <sub>3</sub>	$8.7 \times 10^{-9}$	Al(OH) <sub>3</sub>	$2 \times 10^{-32}$
PbCl <sub>2</sub>	$1.6 \times 10^{-5}$	BaCO <sub>3</sub>	$1.6 \times 10^{-9}$	Fe(OH) <sub>3</sub>	$4 \times 10^{-38}$
AgCl	$1.6 \times 10^{-10}$	SrCO <sub>3</sub>	$7 \times 10^{-10}$	Co(OH) <sub>3</sub>	$2.5 \times 10^{-43}$
Hg <sub>2</sub> Cl <sub>2</sub> *	$1.1 \times 10^{-18}$	CuCO <sub>3</sub>	$2.5 \times 10^{-10}$		
		ZnCO <sub>3</sub>	$2 \times 10^{-10}$	Sulfides	
Bromides		MnCO <sub>3</sub>	$8.8 \times 10^{-11}$	MnS	$2.3 \times 10^{-13}$
PbBr <sub>2</sub>	$4.6 \times 10^{-6}$	FeCO <sub>3</sub>	$2.1 \times 10^{-11}$	FeS	$3.7 \times 10^{-19}$
AgBr	$5.0 \times 10^{-13}$	Ag <sub>2</sub> CO <sub>3</sub>	$8.1 \times 10^{-12}$	NiS	$3 \times 10^{-21}$
Hg <sub>2</sub> Br <sub>2</sub> *	$1.3 \times 10^{-22}$	CdCO <sub>3</sub>	$5.2 \times 10^{-12}$	CoS	$5 \times 10^{-22}$
		PbCO <sub>3</sub>	$1.5 \times 10^{-15}$	ZnS	$2.5 \times 10^{-22}$
Iodides		MgCO <sub>3</sub>	$6.8 \times 10^{-6}$	SnS	$1 \times 10^{-26}$
PbI <sub>2</sub>	$1.4 \times 10^{-8}$	Hg <sub>2</sub> CO <sub>3</sub> *	$9.0 \times 10^{-15}$	CdS	$1.0 \times 10^{-28}$
AgI	$1.5 \times 10^{-16}$			PbS	$7 \times 10^{-29}$
Hg <sub>2</sub> I <sub>2</sub> *	$4.5 \times 10^{-29}$	Hydroxides		CuS	$8.5 \times 10^{-45}$
		Ba(OH) <sub>2</sub>	$5.0 \times 10^{-3}$	Ag <sub>2</sub> S	$1.6 \times 10^{-49}$
Sulfates		Sr(OH) <sub>2</sub>	$3.2 \times 10^{-4}$	HgS	$1.6 \times 10^{-54}$
CaSO <sub>4</sub>	$6.1 \times 10^{-5}$	Ca(OH) <sub>2</sub>	$1.3 \times 10^{-6}$		
Ag <sub>2</sub> SO <sub>4</sub>	$1.2 \times 10^{-5}$	AgOH	$2.0 \times 10^{-8}$	Phosphates	
SrSO <sub>4</sub>	$3.2 \times 10^{-7}$	Mg(OH) <sub>2</sub>	$8.9 \times 10^{-12}$	Ag <sub>3</sub> PO <sub>4</sub>	$1.8 \times 10^{-18}$
PbSO <sub>4</sub>	$1.3 \times 10^{-8}$	Mn(OH) <sub>2</sub>	$2 \times 10^{-13}$	Sr <sub>3</sub> (PO <sub>4</sub> ) <sub>2</sub>	$1 \times 10^{-31}$
BaSO <sub>4</sub>	$1.5 \times 10^{-9}$	Cd(OH) <sub>2</sub>	$5.9 \times 10^{-15}$	Ca <sub>3</sub> (PO <sub>4</sub> ) <sub>2</sub>	$1.3 \times 10^{-32}$
		Pb(OH) <sub>2</sub>	$1.2 \times 10^{-15}$	Ba <sub>3</sub> (PO <sub>4</sub> ) <sub>2</sub>	$6 \times 10^{-39}$
Chromates		Fe(OH) <sub>2</sub>	$1.8 \times 10^{-15}$	Pb <sub>3</sub> (PO <sub>4</sub> ) <sub>2</sub>	$1 \times 10^{-54}$
SrCrO <sub>4</sub>	$3.6 \times 10^{-5}$				

\*Contains Hg<sub>2</sub><sup>2+</sup> ions.  $K = [\text{Hg}_2^{2+}][\text{X}^-]^2$  for Hg<sub>2</sub>X<sub>2</sub> salts, for example.

where

$$K_{sp} = [\text{Cu}^+][\text{Br}^-]$$

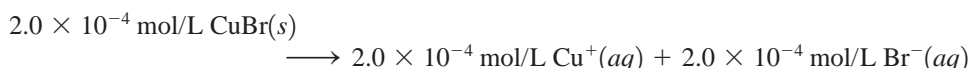
Initially, the solution contains no Cu<sup>+</sup> or Br<sup>-</sup>, so the initial concentrations are

$$[\text{Cu}^+]_0 = [\text{Br}^-]_0 = 0$$

The equilibrium concentrations can be obtained from the measured solubility of CuBr, which is  $2.0 \times 10^{-4}$  mol/L. This means that  $2.0 \times 10^{-4}$  mol solid CuBr dissolves per 1.0 L of solution to come to equilibrium with the excess solid. The reaction is



Thus



We can now write the equilibrium concentrations:

$$\begin{aligned} [\text{Cu}^+] &= [\text{Cu}^+]_0 + \text{change to reach equilibrium} \\ &= 0 + 2.0 \times 10^{-4} \text{ mol/L} \end{aligned}$$

and

$$\begin{aligned} [\text{Br}^-] &= [\text{Br}^-]_0 + \text{change to reach equilibrium} \\ &= 0 + 2.0 \times 10^{-4} \text{ mol/L} \end{aligned}$$

These equilibrium concentrations allow us to calculate the value of  $K_{\text{sp}}$  for CuBr:

$$\begin{aligned} K_{\text{sp}} &= [\text{Cu}^+][\text{Br}^-] = (2.0 \times 10^{-4} \text{ mol/L})(2.0 \times 10^{-4} \text{ mol/L}) \\ &= 4.0 \times 10^{-8} \text{ mol}^2/\text{L}^2 = 4.0 \times 10^{-8} \end{aligned}$$

The units for  $K_{\text{sp}}$  values are usually omitted.

SEE EXERCISES 16.21 AND 16.22

### EXAMPLE 16.2

### Calculating $K_{\text{sp}}$ from Solubility II

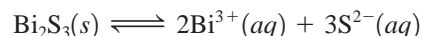


Precipitation of bismuth sulfide.

Calculate the  $K_{\text{sp}}$  value for bismuth sulfide ( $\text{Bi}_2\text{S}_3$ ), which has a solubility of  $1.0 \times 10^{-15}$  mol/L at  $25^\circ\text{C}$ .

#### Solution

The system initially contains  $\text{H}_2\text{O}$  and solid  $\text{Bi}_2\text{S}_3$ , which dissolves as follows:



Therefore,

$$K_{\text{sp}} = [\text{Bi}^{3+}]^2[\text{S}^{2-}]^3$$

Since no  $\text{Bi}^{3+}$  and  $\text{S}^{2-}$  ions were present in solution before the  $\text{Bi}_2\text{S}_3$  dissolved,

$$[\text{Bi}^{3+}]_0 = [\text{S}^{2-}]_0 = 0$$

Thus the equilibrium concentrations of these ions will be determined by the amount of salt that dissolves to reach equilibrium, which in this case is  $1.0 \times 10^{-15}$  mol/L. Since each  $\text{Bi}_2\text{S}_3$  unit contains  $2\text{Bi}^{3+}$  and  $3\text{S}^{2-}$  ions:



The equilibrium concentrations are

$$[\text{Bi}^{3+}] = [\text{Bi}^{3+}]_0 + \text{change} = 0 + 2.0 \times 10^{-15} \text{ mol/L}$$

$$[\text{S}^{2-}] = [\text{S}^{2-}]_0 + \text{change} = 0 + 3.0 \times 10^{-15} \text{ mol/L}$$

Then

$$K_{\text{sp}} = [\text{Bi}^{3+}]^2[\text{S}^{2-}]^3 = (2.0 \times 10^{-15})^2(3.0 \times 10^{-15})^3 = 1.1 \times 10^{-73}$$

Sulfide is a very basic anion and really exists in water as  $\text{HS}^-$ . We will not consider this complication.

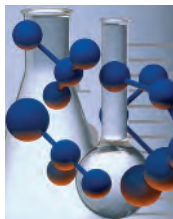
Solubilities must be expressed in mol/L in  $K_{\text{sp}}$  calculations.

SEE EXERCISES 16.23 THROUGH 16.26

We have seen that the experimentally determined solubility of an ionic solid can be used to calculate its  $K_{\text{sp}}$  value.\* The reverse is also possible: The solubility of an ionic solid can be calculated if its  $K_{\text{sp}}$  value is known.

\*This calculation assumes that all the dissolved solid is present as separated ions. In some cases, such as  $\text{CaSO}_4$ , large numbers of ion pairs exist in solution, so this method yields an incorrect value for  $K_{\text{sp}}$ .





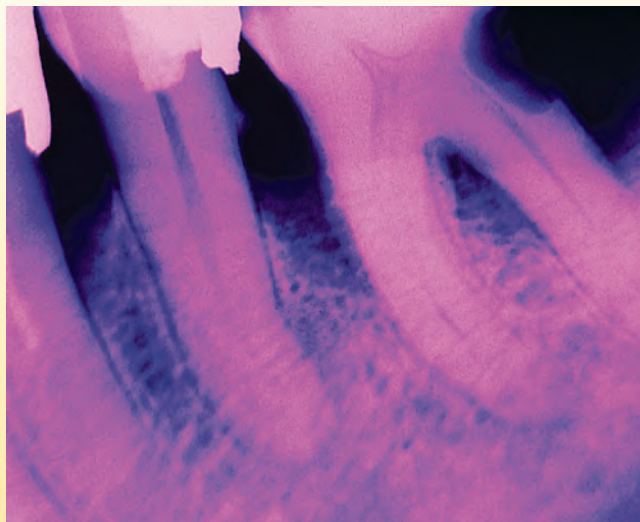
## chemical connections

### The Chemistry of Teeth

If dental chemistry continues to progress at the present rate, tooth decay may soon be a thing of the past. Cavities are holes that develop in tooth enamel, which is composed of the mineral hydroxyapatite,  $\text{Ca}_5(\text{PO}_4)_3\text{OH}$ . Recent research has shown that there is constant dissolving and re-forming of the tooth mineral in the saliva at the tooth's surface. Demineralization (dissolving of tooth enamel) is mainly caused by weak acids in the saliva created by bacteria as they metabolize carbohydrates in food. (The solubility of  $\text{Ca}_5(\text{PO}_4)_3\text{OH}$  in acidic saliva should come as no surprise to you if you understand how pH affects the solubility of a salt with basic anions.)

In the first stages of tooth decay, parts of the tooth surface become porous and spongy and develop swiss-cheese-like holes that, if untreated, eventually turn into cavities (see photo). However, recent results indicate that if the affected tooth is bathed in a solution containing appropriate amounts of  $\text{Ca}^{2+}$ ,  $\text{PO}_4^{3-}$ , and  $\text{F}^-$ , it remineralizes. Because the  $\text{F}^-$  replaces  $\text{OH}^-$  in the tooth mineral ( $\text{Ca}_5(\text{PO}_4)_3\text{OH}$  is changed to  $\text{Ca}_5(\text{PO}_4)_3\text{F}$ ), the remineralized area is more resistant to future decay, since fluoride is a weaker base than hydroxide ion. In addition, it has been shown that the presence of  $\text{Sr}^{2+}$  in the remineralizing fluid significantly increases resistance to decay.

If these results hold up under further study, the work of dentists will change dramatically. Dentists will be much more



X-ray photo showing decay (dark area) on the molar (right).

involved in preventing damage to teeth than in repairing damage that has already occurred. One can picture the routine use of a remineralization rinse that will repair problem areas before they become cavities. Dental drills could join leeches as a medical anachronism.

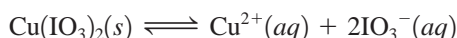
### EXAMPLE 16.3

### Calculating Solubility from $K_{\text{sp}}$

The  $K_{\text{sp}}$  value for copper(II) iodate,  $\text{Cu}(\text{IO}_3)_2$ , is  $1.4 \times 10^{-7}$  at  $25^\circ\text{C}$ . Calculate its solubility at  $25^\circ\text{C}$ .

#### Solution

The system initially contains  $\text{H}_2\text{O}$  and solid  $\text{Cu}(\text{IO}_3)_2$ , which dissolves according to the following equilibrium:



Therefore,

$$K_{\text{sp}} = [\text{Cu}^{2+}][\text{IO}_3^-]^2$$

To find the solubility of  $\text{Cu}(\text{IO}_3)_2$ , we must find the equilibrium concentrations of the  $\text{Cu}^{2+}$  and  $\text{IO}_3^-$  ions. We do this in the usual way by specifying the initial concentrations (before any solid has dissolved) and then defining the change required to reach equilibrium. Since in this case we do not know the solubility, we will assume that  $x$  mol/L of the solid dissolves to reach equilibrium. The 1:2 stoichiometry of the salt means that



The concentrations are as follows:

Initial Concentration (mol/L) [before any $\text{Cu}(\text{IO}_3)_2$ dissolves]		Equilibrium Concentration (mol/L)
$[\text{Cu}^{2+}]_0 = 0$ $[\text{IO}_3^-]_0 = 0$	$x$ mol/L dissolves $\rightarrow$ to reach equilibrium	$[\text{Cu}^{2+}] = x$ $[\text{IO}_3^-] = 2x$

Substituting the equilibrium concentrations into the expression for  $K_{\text{sp}}$  gives

$$1.4 \times 10^{-7} = K_{\text{sp}} = [\text{Cu}^{2+}][\text{IO}_3^-]^2 = (x)(2x)^2 = 4x^3$$

Then 
$$x = \sqrt[3]{3.5 \times 10^{-8}} = 3.3 \times 10^{-3} \text{ mol/L}$$

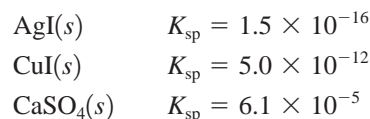
Thus the solubility of solid  $\text{Cu}(\text{IO}_3)_2$  is  $3.3 \times 10^{-3} \text{ mol/L}$ .

**SEE EXERCISES 16.27 AND 16.28**

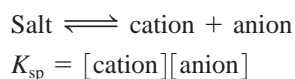
## Relative Solubilities

A salt's  $K_{\text{sp}}$  value gives us information about its solubility. However, we must be careful in using  $K_{\text{sp}}$  values to predict the *relative* solubilities of a group of salts. There are two possible cases:

- The salts being compared produce the same number of ions. For example, consider



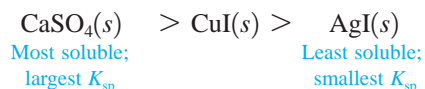
Each of these solids dissolves to produce two ions:



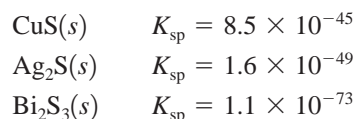
If  $x$  is the solubility in mol/L, then at equilibrium

$$\begin{array}{l} [\text{Cation}] = x \\ [\text{Anion}] = x \\ K_{\text{sp}} = [\text{cation}][\text{anion}] = x^2 \\ x = \sqrt{K_{\text{sp}}} = \text{solubility} \end{array}$$

Therefore, in this case we can compare the solubilities for these solids by comparing the  $K_{\text{sp}}$  values:



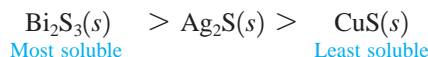
- The salts being compared produce different numbers of ions. For example, consider



**Table 16.2** ▶ Calculated Solubilities for CuS, Ag<sub>2</sub>S, and Bi<sub>2</sub>S<sub>3</sub> at 25°C

Salt	$K_{sp}$	Calculated Solubility (mol/L)
CuS	$8.5 \times 10^{-45}$	$9.2 \times 10^{-23}$
Ag <sub>2</sub> S	$1.6 \times 10^{-49}$	$3.4 \times 10^{-17}$
Bi <sub>2</sub> S <sub>3</sub>	$1.1 \times 10^{-73}$	$1.0 \times 10^{-15}$

Because these salts produce different numbers of ions when they dissolve, the  $K_{sp}$  values cannot be compared *directly* to determine relative solubilities. In fact, if we calculate the solubilities (using the procedure in Example 16.3), we obtain the results summarized in Table 16.2. The order of solubilities is



which is opposite to the order of the  $K_{sp}$  values.

Remember that relative solubilities can be predicted by comparing  $K_{sp}$  values *only* for salts that produce the same total number of ions.

## Common Ion Effect

So far we have considered ionic solids dissolved in pure water. We will now see what happens when the water contains an ion in common with the dissolving salt. For example, consider the solubility of solid silver chromate (Ag<sub>2</sub>CrO<sub>4</sub>,  $K_{sp} = 9.0 \times 10^{-12}$ ) in a 0.100 M solution of AgNO<sub>3</sub>. Before any Ag<sub>2</sub>CrO<sub>4</sub> dissolves, the solution contains the major species Ag<sup>+</sup>, NO<sub>3</sub><sup>-</sup>, and H<sub>2</sub>O, with solid Ag<sub>2</sub>CrO<sub>4</sub> on the bottom of the container. Since NO<sub>3</sub><sup>-</sup> is not found in Ag<sub>2</sub>CrO<sub>4</sub>, we can ignore it. The relevant initial concentrations (before any Ag<sub>2</sub>CrO<sub>4</sub> dissolves) are

$$\begin{aligned} [\text{Ag}^+]_0 &= 0.100 \text{ M (from the dissolved AgNO}_3\text{)} \\ [\text{CrO}_4^{2-}]_0 &= 0 \end{aligned}$$

The system comes to equilibrium as the solid Ag<sub>2</sub>CrO<sub>4</sub> dissolves according to the reaction



for which

$$K_{sp} = [\text{Ag}^+]^2[\text{CrO}_4^{2-}] = 9.0 \times 10^{-12}$$

We assume that  $x$  mol/L of Ag<sub>2</sub>CrO<sub>4</sub> dissolves to reach equilibrium, which means that



Now we can specify the equilibrium concentrations in terms of  $x$ :

$$\begin{aligned} [\text{Ag}^+] &= [\text{Ag}^+]_0 + \text{change} = 0.100 + 2x \\ [\text{CrO}_4^{2-}] &= [\text{CrO}_4^{2-}]_0 + \text{change} = 0 + x = x \end{aligned}$$

Substituting these concentrations into the expression for  $K_{sp}$  gives

$$9.0 \times 10^{-12} = [\text{Ag}^+]^2[\text{CrO}_4^{2-}] = (0.100 + 2x)^2(x)$$

The mathematics required here appear to be complicated, since the multiplication of terms on the right-hand side produces an expression that contains an  $x^3$  term. However, as is usually the case, we can make simplifying assumptions. Since the  $K_{sp}$  value for Ag<sub>2</sub>CrO<sub>4</sub> is small (the position of the equilibrium lies far to the left),  $x$  is expected to be small



A potassium chromate solution being added to aqueous silver nitrate, forming silver chromate.

compared with 0.100 *M*. Therefore,  $0.100 + 2x \approx 0.100$ , which allows simplification of the expression:

$$9.0 \times 10^{-12} = (0.100 + 2x)^2(x) \approx (0.100)^2(x)$$

Then 
$$x \approx \frac{9.0 \times 10^{-12}}{(0.100)^2} = 9.0 \times 10^{-10} \text{ mol/L}$$

Since  $x$  is much less than 0.100 *M*, the approximation is valid (by the 5% rule). Thus

$$\text{Solubility of Ag}_2\text{CrO}_4 \text{ in } 0.100 \text{ M AgNO}_3 = x = 9.0 \times 10^{-10} \text{ mol/L}$$

and the equilibrium concentrations are

$$[\text{Ag}^+] = 0.100 + 2x = 0.100 + 2(9.0 \times 10^{-10}) = 0.100 \text{ M}$$

$$[\text{CrO}_4^{2-}] = x = 9.0 \times 10^{-10} \text{ M}$$

Now we compare the solubilities of  $\text{Ag}_2\text{CrO}_4$  in pure water and in 0.100 *M*  $\text{AgNO}_3$ :

$$\text{Solubility of Ag}_2\text{CrO}_4 \text{ in pure water} = 1.3 \times 10^{-4} \text{ mol/L}$$

$$\text{Solubility of Ag}_2\text{CrO}_4 \text{ in } 0.100 \text{ M AgNO}_3 = 9.0 \times 10^{-10} \text{ mol/L}$$

Note that the solubility of  $\text{Ag}_2\text{CrO}_4$  is much less in the presence of  $\text{Ag}^+$  ions from  $\text{AgNO}_3$ . This is another example of the common ion effect. The solubility of a solid is lowered if the solution already contains ions common to the solid.

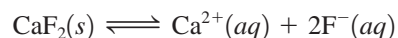
### EXAMPLE 16.4

### Solubility and Common Ions

Calculate the solubility of solid  $\text{CaF}_2$  ( $K_{\text{sp}} = 4.0 \times 10^{-11}$ ) in a 0.025 *M*  $\text{NaF}$  solution.

#### Solution

Before any  $\text{CaF}_2$  dissolves, the solution contains the major species  $\text{Na}^+$ ,  $\text{F}^-$ , and  $\text{H}_2\text{O}$ . The solubility equilibrium for  $\text{CaF}_2$  is



and

$$K_{\text{sp}} = 4.0 \times 10^{-11} = [\text{Ca}^{2+}][\text{F}^-]^2$$

Initial Concentration (mol/L) (before any $\text{CaF}_2$ dissolves)		Equilibrium Concentration (mol/L)
$[\text{Ca}^{2+}]_0 = 0$	$x \text{ mol/L CaF}_2$ dissolves $\rightarrow$ to reach equilibrium	$[\text{Ca}^{2+}] = x$
$[\text{F}^-]_0 = 0.025 \text{ M}$		$[\text{F}^-] = 0.025 + 2x$
From 0.025 <i>M</i> $\text{NaF}$		From $\text{NaF}$ From $\text{CaF}_2$

Substituting the equilibrium concentrations into the expression for  $K_{\text{sp}}$  gives

$$K_{\text{sp}} = 4.0 \times 10^{-11} = [\text{Ca}^{2+}][\text{F}^-]^2 = (x)(0.025 + 2x)^2$$

Assuming that  $2x$  is negligible compared with 0.025 (since  $K_{\text{sp}}$  is small) gives

$$4.0 \times 10^{-11} \approx (x)(0.025)^2$$

$$x \approx 6.4 \times 10^{-8}$$

The approximation is valid (by the 5% rule), and

$$\text{Solubility} = x = 6.4 \times 10^{-8} \text{ mol/L}$$

Thus  $6.4 \times 10^{-8}$  mol solid  $\text{CaF}_2$  dissolves per liter of the 0.025 M NaF solution.

**SEE EXERCISES 16.35 THROUGH 16.40**

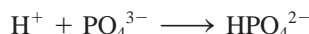
## pH and Solubility

The pH of a solution can greatly affect a salt's solubility. For example, magnesium hydroxide dissolves according to the equilibrium



Addition of  $\text{OH}^{-}$  ions (an increase in pH) will, by the common ion effect, force the equilibrium to the left, decreasing the solubility of  $\text{Mg(OH)}_2$ . On the other hand, an addition of  $\text{H}^{+}$  ions (a decrease in pH) increases the solubility, because  $\text{OH}^{-}$  ions are removed from solution by reacting with the added  $\text{H}^{+}$  ions. In response to the lower concentration of  $\text{OH}^{-}$ , the equilibrium position moves to the right. This is why a suspension of solid  $\text{Mg(OH)}_2$ , known as *milk of magnesia*, dissolves as required in the stomach to combat excess acidity.

This idea also applies to salts with other types of anions. For example, the solubility of silver phosphate ( $\text{Ag}_3\text{PO}_4$ ) is greater in acid than in pure water because the  $\text{PO}_4^{3-}$  ion is a strong base that reacts with  $\text{H}^{+}$  to form the  $\text{HPO}_4^{2-}$  ion. The reaction



occurs in acidic solution, thus lowering the concentration of  $\text{PO}_4^{3-}$  and shifting the solubility equilibrium




to the right. This, in turn, increases the solubility of silver phosphate.

Silver chloride ( $\text{AgCl}$ ), however, has the same solubility in acid as in pure water. Why? Since the  $\text{Cl}^{-}$  ion is a very weak base (that is,  $\text{HCl}$  is a very strong acid), no  $\text{HCl}$  molecules are formed. Thus the addition of  $\text{H}^{+}$  to a solution containing  $\text{Cl}^{-}$  does not affect  $[\text{Cl}^{-}]$  and has no effect on the solubility of a chloride salt.

The general rule is that if the anion  $\text{X}^{-}$  is an effective base—that is, if  $\text{HX}$  is a weak acid—the salt  $\text{MX}$  will show increased solubility in an acidic solution. Examples of common anions that are effective bases are  $\text{OH}^{-}$ ,  $\text{S}^{2-}$ ,  $\text{CO}_3^{2-}$ ,  $\text{C}_2\text{O}_4^{2-}$ , and  $\text{CrO}_4^{2-}$ . Salts containing these anions are much more soluble in an acidic solution than in pure water.

As mentioned at the beginning of this chapter, one practical result of the increased solubility of carbonates in acid is the formation of huge limestone caves such as Mammoth Cave in Kentucky and Carlsbad Caverns in New Mexico. Carbon dioxide dissolved in groundwater makes it acidic, increasing the solubility of calcium carbonate and eventually producing huge caverns. As the carbon dioxide escapes to the air, the pH of the dripping water goes up and the calcium carbonate precipitates, forming stalactites and stalagmites.



A stalagmite called “The Totem Pole” stands 36 feet high in the Big Room of Carlsbad Caverns National Park, New Mexico.

## 16.2 ► Precipitation and Qualitative Analysis

So far we have considered solids dissolving in solutions. Now we will consider the reverse process—the formation of a solid from solution. When solutions are mixed, various reactions can occur. We have already considered acid–base reactions in some detail. In this section we show how to predict whether a precipitate will form when two solutions are mixed. We will use the **ion product**, which is defined just like the expression for  $K_{\text{sp}}$

for a given solid except that *initial concentrations are used* instead of equilibrium concentrations. For solid  $\text{CaF}_2$ , the expression for the ion product  $Q$  is written

$$Q = [\text{Ca}^{2+}]_0[\text{F}^-]_0^2$$

If we add a solution containing  $\text{Ca}^{2+}$  ions to a solution containing  $\text{F}^-$  ions, a precipitate may or may not form, depending on the concentrations of these ions in the resulting mixed solution. To predict whether precipitation will occur, we consider the relationship between  $Q$  and  $K_{\text{sp}}$ .

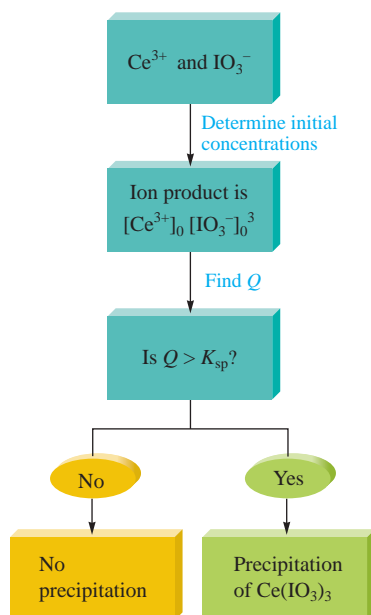
If  $Q$  is greater than  $K_{\text{sp}}$ , precipitation occurs and will continue until the concentrations are reduced to the point that they satisfy  $K_{\text{sp}}$ .

If  $Q$  is less than  $K_{\text{sp}}$ , no precipitation occurs.

$Q$  is used here in a very similar way to the use of the reaction quotient in Chapter 13.

### EXAMPLE 16.5

### Determining Precipitation Conditions



A solution is prepared by adding 750.0 mL of  $4.00 \times 10^{-3} M$   $\text{Ce}(\text{NO}_3)_3$  to 300.0 mL of  $2.00 \times 10^{-2} M$   $\text{KIO}_3$ . Will  $\text{Ce}(\text{IO}_3)_3$  ( $K_{\text{sp}} = 1.9 \times 10^{-10}$ ) precipitate from this solution?

#### Solution

First, we calculate  $[\text{Ce}^{3+}]_0$  and  $[\text{IO}_3^-]_0$  in the mixed solution before any reaction occurs:

$$[\text{Ce}^{3+}]_0 = \frac{(750.0 \text{ mL})(4.00 \times 10^{-3} \text{ mmol/mL})}{(750.0 + 300.0) \text{ mL}} = 2.86 \times 10^{-3} M$$

$$[\text{IO}_3^-]_0 = \frac{(300.0 \text{ mL})(2.00 \times 10^{-2} \text{ mmol/mL})}{(750.0 + 300.0) \text{ mL}} = 5.71 \times 10^{-3} M$$

The ion product for  $\text{Ce}(\text{IO}_3)_3$  is

$$Q = [\text{Ce}^{3+}]_0[\text{IO}_3^-]_0^3 = (2.86 \times 10^{-3})(5.71 \times 10^{-3})^3 = 5.32 \times 10^{-10}$$

Since  $Q$  is greater than  $K_{\text{sp}}$ ,  $\text{Ce}(\text{IO}_3)_3$  will precipitate from the mixed solution.

#### SEE EXERCISES 16.47 THROUGH 16.50

Sometimes we want to do more than simply predict whether precipitation will occur; we may want to calculate the equilibrium concentrations in the solution after precipitation occurs. For example, let us calculate the equilibrium concentrations of  $\text{Pb}^{2+}$  and  $\text{I}^-$  ions in a solution formed by mixing 100.0 mL of 0.0500 M  $\text{Pb}(\text{NO}_3)_2$  and 200.0 mL of 0.100 M NaI. First, we must determine whether solid  $\text{PbI}_2$  ( $K_{\text{sp}} = 1.4 \times 10^{-8}$ ) forms when the solutions are mixed. To do so, we need to calculate  $[\text{Pb}^{2+}]_0$  and  $[\text{I}^-]_0$  before any reaction occurs:

$$[\text{Pb}^{2+}]_0 = \frac{\text{mmol Pb}^{2+}}{\text{mL solution}} = \frac{(100.0 \text{ mL})(0.0500 \text{ mmol/mL})}{300.0 \text{ mL}} = 1.67 \times 10^{-2} M$$

$$[\text{I}^-]_0 = \frac{\text{mmol I}^-}{\text{mL solution}} = \frac{(200.0 \text{ mL})(0.100 \text{ mmol/mL})}{300.0 \text{ mL}} = 6.67 \times 10^{-2} M$$

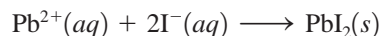
The ion product for  $\text{PbI}_2$  is

$$Q = [\text{Pb}^{2+}]_0[\text{I}^-]_0^2 = (1.67 \times 10^{-2})(6.67 \times 10^{-2})^2 = 7.43 \times 10^{-5}$$

Since  $Q$  is greater than  $K_{\text{sp}}$ , a precipitate of  $\text{PbI}_2$  will form.

The equilibrium constant for formation of solid  $\text{PbI}_2$  is  $1/K_{\text{sp}}$ , or  $7 \times 10^7$ , so this equilibrium lies far to the right.

Since the  $K_{\text{sp}}$  for  $\text{PbI}_2$  is quite small ( $1.4 \times 10^{-8}$ ), only very small quantities of  $\text{Pb}^{2+}$  and  $\text{I}^-$  can coexist in aqueous solution. In other words, when  $\text{Pb}^{2+}$  and  $\text{I}^-$  are mixed, most of these ions will precipitate out as  $\text{PbI}_2$ . That is, the reaction



(which is the reverse of the dissolution reaction) goes essentially to completion.

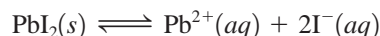
If, when two solutions are mixed, a reaction occurs that goes virtually to completion, it is essential to do the stoichiometry calculations before considering the equilibrium calculations. Therefore, in this case we let the system go completely in the direction toward which it tends. Then we will let it adjust back to equilibrium. If we let  $\text{Pb}^{2+}$  and  $\text{I}^-$  react to completion, we have the following concentrations:

	$\text{Pb}^{2+}$	+	$2\text{I}^-$	$\longrightarrow$	$\text{PbI}_2$
Before reaction:	(100.0 mL)(0.0500 M) = 5.00 mmol		(200.0 mL)(0.100 M) = 20.0 mmol		The amount of $\text{PbI}_2$ formed does not influence the equilibrium.
After reaction:	0 mmol		$20.0 - 2(5.00)$ = 10.0 mmol		

In this reaction, 10 mmol  $\text{I}^-$  is in excess.

Next we must allow the system to adjust to equilibrium. At equilibrium  $[\text{Pb}^{2+}]$  is not actually zero because the reaction does not go quite to completion. The best way to think about this is that once the  $\text{PbI}_2$  is formed, a very small amount redissolves to reach equilibrium. Since  $\text{I}^-$  is in excess, the  $\text{PbI}_2$  is dissolving into a solution that contains 10.0 mmol  $\text{I}^-$  per 300.0 mL solution, or  $3.33 \times 10^{-2} \text{ M I}^-$ .

We could state this problem as follows: What is the solubility of solid  $\text{PbI}_2$  in a  $3.33 \times 10^{-2} \text{ M NaI}$  solution? The lead iodide dissolves according to the equation



The concentrations are as follows:

Initial Concentration (mol/L)		Equilibrium Concentration (mol/L)
$[\text{Pb}^{2+}]_0 = 0$	$x \text{ mol/L}$	$[\text{Pb}^{2+}] = x$
$[\text{I}^-]_0 = 3.33 \times 10^{-2}$	$\text{PbI}_2(\text{s})$ $\xrightarrow{\text{dissolves}}$	$[\text{I}^-] = 3.33 \times 10^{-2} + 2x$

Substituting into the expression for  $K_{\text{sp}}$  gives

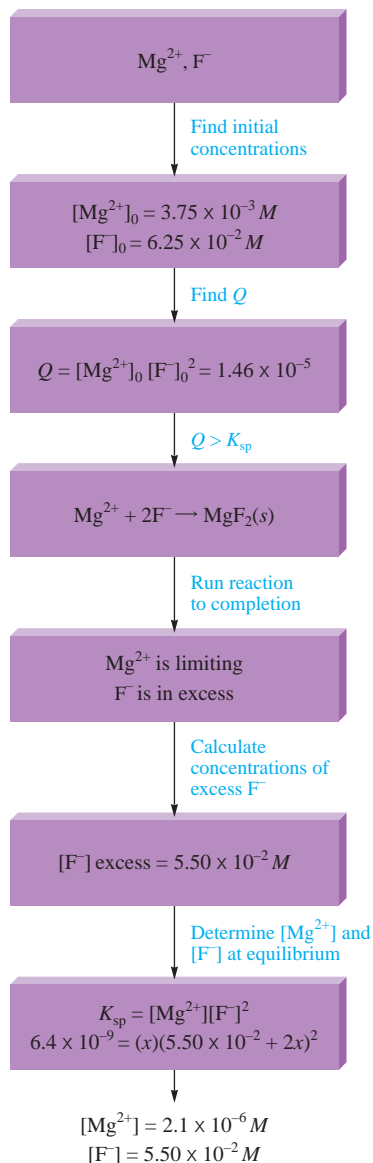
$$K_{\text{sp}} = 1.4 \times 10^{-8} = [\text{Pb}^{2+}][\text{I}^-]^2 = (x)(3.33 \times 10^{-2} + 2x)^2 \approx (x)(3.33 \times 10^{-2})^2$$

$$\begin{aligned} \text{Then} \quad [\text{Pb}^{2+}] &= x = 1.3 \times 10^{-5} \text{ M} \\ [\text{I}^-] &= 3.33 \times 10^{-2} \text{ M} \end{aligned}$$

Note that  $3.33 \times 10^{-2} \gg 2x$ , so the approximation is valid. These  $\text{Pb}^{2+}$  and  $\text{I}^-$  concentrations thus represent the equilibrium concentrations present in a solution formed by mixing 100.0 mL of 0.0500 M  $\text{Pb}(\text{NO}_3)_2$  and 200.0 mL of 0.100 M NaI.

### EXAMPLE 16.6 Precipitation

A solution is prepared by mixing 150.0 mL of  $1.00 \times 10^{-2} \text{ M Mg}(\text{NO}_3)_2$  and 250.0 mL of  $1.00 \times 10^{-1} \text{ M NaF}$ . Calculate the concentrations of  $\text{Mg}^{2+}$  and  $\text{F}^-$  at equilibrium with solid  $\text{MgF}_2$  ( $K_{\text{sp}} = 6.4 \times 10^{-9}$ ).

**Solution**

The first step is to determine whether solid  $\text{MgF}_2$  forms. To do this, we need to calculate the concentrations of  $\text{Mg}^{2+}$  and  $\text{F}^-$  in the mixed solution and find  $Q$ :

$$[\text{Mg}^{2+}]_0 = \frac{\text{mmol Mg}^{2+}}{\text{mL solution}} = \frac{(150.0 \text{ mL})(1.00 \times 10^{-2} M)}{400.0 \text{ mL}} = 3.75 \times 10^{-3} M$$

$$[\text{F}^-]_0 = \frac{\text{mmol F}^-}{\text{mL solution}} = \frac{(250.0 \text{ mL})(1.00 \times 10^{-1} M)}{400.0 \text{ mL}} = 6.25 \times 10^{-2} M$$

$$Q = [\text{Mg}^{2+}]_0 [\text{F}^-]_0^2 = (3.75 \times 10^{-3})(6.25 \times 10^{-2})^2 = 1.46 \times 10^{-5}$$

Since  $Q$  is greater than  $K_{sp}$ , solid  $\text{MgF}_2$  will form.

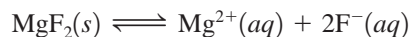
The next step is to run the precipitation reaction to completion:

	$\text{Mg}^{2+}$	+	$2\text{F}^-$	$\longrightarrow$	$\text{MgF}_2(s)$
Before reaction:	$(150.0)(1.00 \times 10^{-2})$ = 1.50 mmol		$(250.0)(1.00 \times 10^{-1})$ = 25.0 mmol		
After reaction:	$1.50 - 1.50 = 0$		$25.0 - 2(1.50)$ = 22.0 mmol		

Note that excess  $\text{F}^-$  remains after the precipitation reaction goes to completion. The concentration is

$$[\text{F}^-]_{\text{excess}} = \frac{22.0 \text{ mmol}}{400.0 \text{ mL}} = 5.50 \times 10^{-2} M$$

Although we have assumed that the  $\text{Mg}^{2+}$  is completely consumed, we know that  $[\text{Mg}^{2+}]$  will not be zero at equilibrium. We can compute the equilibrium  $[\text{Mg}^{2+}]$  by letting  $\text{MgF}_2$  redissolve to satisfy the expression for  $K_{sp}$ . How much  $\text{MgF}_2$  will dissolve in a  $5.50 \times 10^{-2} M$   $\text{NaF}$  solution? We proceed as usual:



$$K_{sp} = [\text{Mg}^{2+}][\text{F}^-]^2 = 6.4 \times 10^{-9}$$

Initial Concentration (mol/L)		Equilibrium Concentration (mol/L)
$[\text{Mg}^{2+}]_0 = 0$	$x \text{ mol/L}$	$[\text{Mg}^{2+}] = x$
$[\text{F}^-]_0 = 5.50 \times 10^{-2}$	$\xrightarrow{\text{MgF}_2(s) \text{ dissolves}}$	$[\text{F}^-] = 5.50 \times 10^{-2} + 2x$

$$K_{sp} = 6.4 \times 10^{-9} = [\text{Mg}^{2+}][\text{F}^-]^2$$

$$= (x)(5.50 \times 10^{-2} + 2x)^2 \approx (x)(5.50 \times 10^{-2})^2$$

$$[\text{Mg}^{2+}] = x = 2.1 \times 10^{-6} M$$

$$[\text{F}^-] = 5.50 \times 10^{-2} M$$

**SEE EXERCISES 16.51 THROUGH 16.54**

**Selective Precipitation**

The approximations made here fall within the 5% rule.

Mixtures of metal ions in aqueous solution are often separated by **selective precipitation**, that is, by using a reagent whose anion forms a precipitate with only one or a few of the



metal ions in the mixture. For example, suppose we have a solution containing both  $\text{Ba}^{2+}$  and  $\text{Ag}^+$  ions. If  $\text{NaCl}$  is added to the solution,  $\text{AgCl}$  precipitates as a white solid, but since  $\text{BaCl}_2$  is soluble, the  $\text{Ba}^{2+}$  ions remain in solution.

### EXAMPLE 16.7 Selective Precipitation

A solution contains  $1.0 \times 10^{-4} M \text{Cu}^+$  and  $2.0 \times 10^{-3} M \text{Pb}^{2+}$ . If a source of  $\text{I}^-$  is added gradually to this solution, will  $\text{PbI}_2$  ( $K_{\text{sp}} = 1.4 \times 10^{-8}$ ) or  $\text{CuI}$  ( $K_{\text{sp}} = 5.3 \times 10^{-12}$ ) precipitate first? Specify the concentration of  $\text{I}^-$  necessary to begin precipitation of each salt.

#### Solution

For  $\text{PbI}_2$ , the  $K_{\text{sp}}$  expression is

$$1.4 \times 10^{-8} = K_{\text{sp}} = [\text{Pb}^{2+}][\text{I}^-]^2$$

Since  $[\text{Pb}^{2+}]$  in this solution is known to be  $2.0 \times 10^{-3} M$ , the greatest concentration of  $\text{I}^-$  that can be present without causing precipitation of  $\text{PbI}_2$  can be calculated from the  $K_{\text{sp}}$  expression:

$$1.4 \times 10^{-8} = [\text{Pb}^{2+}][\text{I}^-]^2 = (2.0 \times 10^{-3})[\text{I}^-]^2$$

$$[\text{I}^-] = 2.6 \times 10^{-3} M$$

Any  $\text{I}^-$  in excess of this concentration will cause solid  $\text{PbI}_2$  to form.

Similarly, for  $\text{CuI}$ , the  $K_{\text{sp}}$  expression is

$$5.3 \times 10^{-12} = K_{\text{sp}} = [\text{Cu}^+][\text{I}^-] = (1.0 \times 10^{-4})[\text{I}^-]$$

and

$$[\text{I}^-] = 5.3 \times 10^{-8} M$$

A concentration of  $\text{I}^-$  in excess of  $5.3 \times 10^{-8} M$  will cause formation of solid  $\text{CuI}$ .

As  $\text{I}^-$  is added to the mixed solution,  $\text{CuI}$  will precipitate first, since the  $[\text{I}^-]$  required is less. Therefore,  $\text{Cu}^+$  would be separated from  $\text{Pb}^{2+}$  using this reagent.

### SEE EXERCISES 16.55 THROUGH 16.58

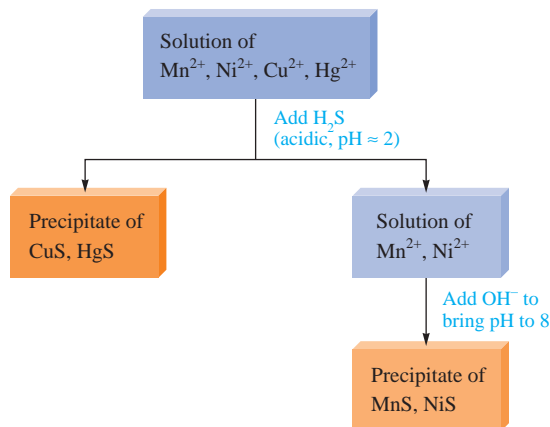
We can compare  $K_{\text{sp}}$  values to find relative solubilities because  $\text{FeS}$  and  $\text{MnS}$  produce the same number of ions in solution.

Since metal sulfide salts differ dramatically in their solubilities, the sulfide ion is often used to separate metal ions by selective precipitation. For example, consider a solution containing a mixture of  $10^{-3} M \text{Fe}^{2+}$  and  $10^{-3} M \text{Mn}^{2+}$ . Since  $\text{FeS}$  ( $K_{\text{sp}} = 3.7 \times 10^{-19}$ ) is much less soluble than  $\text{MnS}$  ( $K_{\text{sp}} = 2.3 \times 10^{-13}$ ), careful addition of  $\text{S}^{2-}$  to the mixture will precipitate  $\text{Fe}^{2+}$  as  $\text{FeS}$ , leaving  $\text{Mn}^{2+}$  in solution.

One real advantage of the sulfide ion as a precipitating reagent is that because it is basic, its concentration can be controlled by regulating the pH of the solution.  $\text{H}_2\text{S}$  is a diprotic acid that dissociates in two steps:



Note from the small  $K_{\text{a}_2}$  value that  $\text{S}^{2-}$  ions have a high affinity for protons. In an acidic solution (large  $[\text{H}^+]$ ),  $[\text{S}^{2-}]$  will be relatively small, since under these conditions the dissociation equilibria will lie far to the left. On the other hand, in basic solutions  $[\text{S}^{2-}]$  will be relatively large, since the very small value of  $[\text{H}^+]$  will pull both equilibria to the right, producing  $\text{S}^{2-}$ .

**Figure 16.1**

The separation of  $\text{Cu}^{2+}$  and  $\text{Hg}^{2+}$  from  $\text{Ni}^{2+}$  and  $\text{Mn}^{2+}$  using  $\text{H}_2\text{S}$ . At a low pH,  $[\text{S}^{2-}]$  is relatively low and only the very insoluble  $\text{HgS}$  and  $\text{CuS}$  precipitate. When  $\text{OH}^-$  is added to lower  $[\text{H}^+]$ , the value of  $[\text{S}^{2-}]$  increases, and  $\text{MnS}$  and  $\text{NiS}$  precipitate.



Flame test for potassium.



Flame test for sodium.

This means that the most insoluble sulfide salts, such as  $\text{CuS}$  ( $K_{\text{sp}} = 8.5 \times 10^{-45}$ ) and  $\text{HgS}$  ( $K_{\text{sp}} = 1.6 \times 10^{-54}$ ), can be precipitated from an acidic solution, leaving the more soluble ones, such as  $\text{MnS}$  ( $K_{\text{sp}} = 2.3 \times 10^{-13}$ ) and  $\text{NiS}$  ( $K_{\text{sp}} = 3 \times 10^{-21}$ ), still dissolved. The manganese and nickel sulfides can then be precipitated by making the solution slightly basic. This procedure is diagrammed in Fig. 16.1.

## Qualitative Analysis

The classic scheme for **qualitative analysis** of a mixture containing all the common cations (listed in Fig. 16.2) involves first separating them into five major groups based on solubilities. (These groups are not directly related to the groups of the periodic table.) Each group is then treated further to separate and identify the individual ions. We will be concerned here only with separation of the major groups.

### Group I—Insoluble chlorides

When dilute aqueous  $\text{HCl}$  is added to a solution containing a mixture of the common cations, only  $\text{Ag}^+$ ,  $\text{Pb}^{2+}$ , and  $\text{Hg}_2^{2+}$  will precipitate out as insoluble chlorides. All other chlorides are soluble and remain in solution. The Group I precipitate is removed, leaving the other ions in solution for treatment with sulfide ion.

### Group II—Sulfides insoluble in acid solution

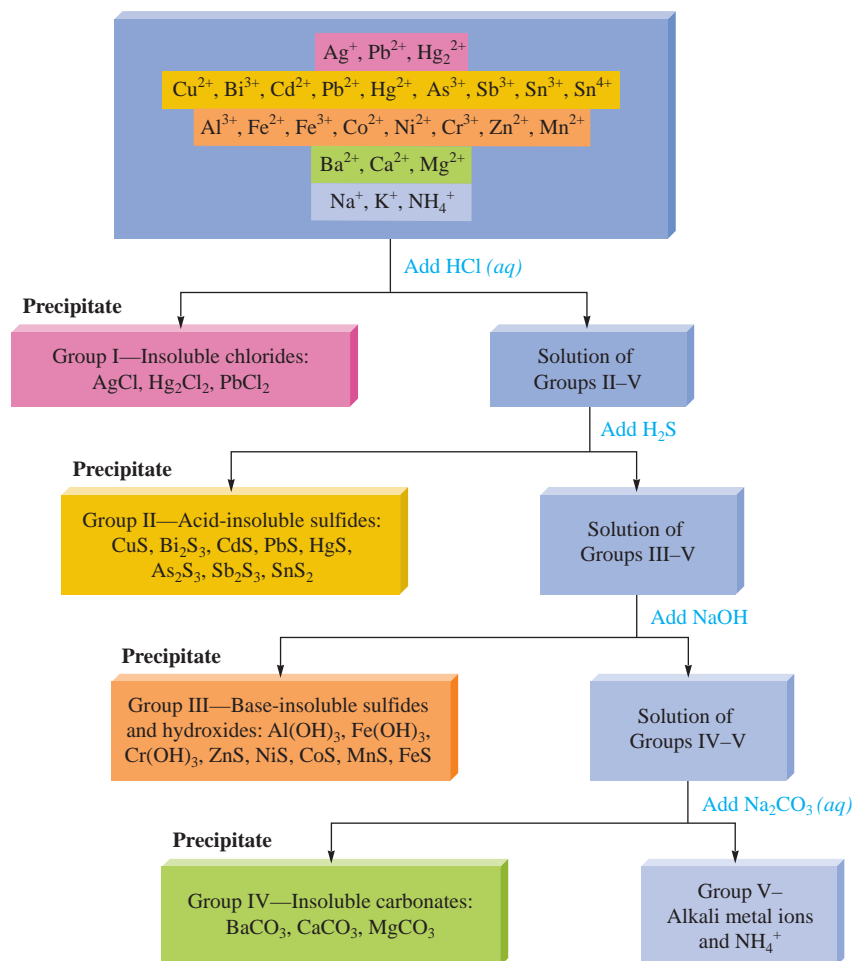
After the insoluble chlorides are removed, the solution is still acidic, since  $\text{HCl}$  was added. If  $\text{H}_2\text{S}$  is added to this solution, only the most insoluble sulfides (those of  $\text{Hg}^{2+}$ ,  $\text{Cd}^{2+}$ ,  $\text{Bi}^{3+}$ ,  $\text{Cu}^{2+}$ , and  $\text{Sn}^{4+}$ ) will precipitate, since  $[\text{S}^{2-}]$  is relatively low because of the high concentration of  $\text{H}^+$ . The more soluble sulfides will remain dissolved under these conditions, and the precipitate of the insoluble salt is removed.

### Group III—Sulfides insoluble in basic solution


The solution is made basic at this stage, and more  $\text{H}_2\text{S}$  is added. As we saw earlier, a basic solution produces a higher  $[\text{S}^{2-}]$ , which leads to precipitation of the more soluble sulfides. The cations precipitated as sulfides at this stage are  $\text{Co}^{2+}$ ,  $\text{Zn}^{2+}$ ,  $\text{Mn}^{2+}$ ,  $\text{Ni}^{2+}$ , and  $\text{Fe}^{2+}$ . If any  $\text{Cr}^{3+}$  and  $\text{Al}^{3+}$  ions are present, they also will precipitate, but as insoluble hydroxides (remember the solution is now basic). The precipitate is separated from the solution containing the rest of the ions.

### Group IV—Insoluble carbonates

At this point, all the cations have been precipitated except those from Groups 1A and 2A of the periodic table. The Group 2A cations form insoluble carbonates and can be precipitated by the addition of  $\text{CO}_3^{2-}$ . For example,  $\text{Ba}^{2+}$ ,  $\text{Ca}^{2+}$ , and  $\text{Mg}^{2+}$  form solid carbonates and can be removed from the solution.

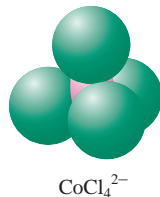
**Figure 16.2**

A schematic diagram of the classic method for separating the common cations by selective precipitation.



From left to right, cadmium sulfide, chromium(III) hydroxide, aluminum hydroxide, and nickel(II) hydroxide.

Note at this point in the analysis that some solutions containing  $\text{Na}^+$  have been added. Thus the flame test for  $\text{Na}^+$  must be performed on the original solution.



A solution containing the blue  $\text{CoCl}_4^{2-}$  complex ion.

### Group V—Alkali metal and ammonium ions

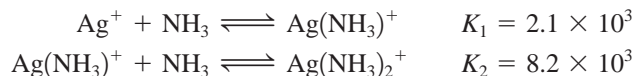
The only ions remaining in solution at this point are the Group 1A cations and the  $\text{NH}_4^+$  ion, all of which form soluble salts with the common anions. The Group 1A cations are usually identified by the characteristic colors they produce when heated in a flame. These colors are due to the emission spectra of these ions.

The qualitative analysis scheme for cations based on the selective precipitation procedure described above is summarized in Fig. 16.2.

## 16.3 ► Equilibria Involving Complex Ions


A **complex ion** is a charged species consisting of a metal ion surrounded by *ligands*. A ligand is simply a Lewis base—a molecule or ion having a lone electron pair that can be donated to an empty orbital on the metal ion to form a covalent bond. Some common ligands are  $\text{H}_2\text{O}$ ,  $\text{NH}_3$ ,  $\text{Cl}^-$ , and  $\text{CN}^-$ . The number of ligands attached to a metal ion is called the *coordination number*. The most common coordination numbers are 6, for example, in  $\text{Co}(\text{H}_2\text{O})_6^{2+}$  and  $\text{Ni}(\text{NH}_3)_6^{2+}$ ; 4, for example, in  $\text{CoCl}_4^{2-}$  and  $\text{Cu}(\text{NH}_3)_4^{2+}$ ; and 2, for example, in  $\text{Ag}(\text{NH}_3)_2^+$ ; but others are known.

The properties of complex ions will be discussed in more detail in Chapter 21. For now, we will just look at the equilibria involving these species. Metal ions add ligands one at a time in steps characterized by equilibrium constants called **formation constants** or **stability constants**. For example, when solutions containing  $\text{Ag}^+$  ions and  $\text{NH}_3$  molecules are mixed, the following reactions take place:



where  $K_1$  and  $K_2$  are the formation constants for the two steps. In a solution containing  $\text{Ag}^+$  and  $\text{NH}_3$ , all the species  $\text{NH}_3$ ,  $\text{Ag}^+$ ,  $\text{Ag}(\text{NH}_3)^+$ , and  $\text{Ag}(\text{NH}_3)_2^+$  exist at equilibrium. Calculating the concentrations of all these components can be complicated. However, usually the total concentration of the ligand is much larger than the total concentration of the metal ion, and approximations can greatly simplify the problems.

For example, consider a solution prepared by mixing 100.0 mL of 2.0 M  $\text{NH}_3$  with 100.0 mL of  $1.0 \times 10^{-3}$  M  $\text{AgNO}_3$ . Before any reaction occurs, the mixed solution contains the major species  $\text{Ag}^+$ ,  $\text{NO}_3^-$ ,  $\text{NH}_3$ , and  $\text{H}_2\text{O}$ . What reaction or reactions will occur in this solution? From our discussions of acid–base chemistry, we know that one reaction is



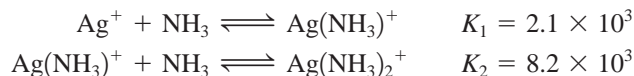
However, we are interested in the reaction between  $\text{NH}_3$  and  $\text{Ag}^+$  to form complex ions, and since the position of the preceding equilibrium lies far to the left ( $K_b$  for  $\text{NH}_3$  is  $1.8 \times 10^{-5}$ ), we can neglect the amount of  $\text{NH}_3$  used up in the reaction with water. Therefore, before any complex ion formation, the concentrations in the mixed solution are

$$[\text{Ag}^+]_0 = \frac{(100.0 \text{ mL})(1.0 \times 10^{-3} \text{ M})}{(200.0 \text{ mL})} = 5.0 \times 10^{-4} \text{ M}$$

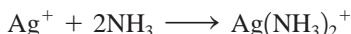
Total volume

$$[\text{NH}_3]_0 = \frac{(100.0 \text{ mL})(2.0 \text{ M})}{(200.0 \text{ mL})} = 1.0 \text{ M}$$

As mentioned already, the  $\text{Ag}^+$  ion reacts with  $\text{NH}_3$  in a stepwise fashion to form  $\text{AgNH}_3^+$  and then  $\text{Ag}(\text{NH}_3)_2^+$ :



Since both  $K_1$  and  $K_2$  are large, and since there is a large excess of  $\text{NH}_3$ , both reactions can be assumed to go essentially to completion. This is equivalent to writing the net reaction in the solution as follows:



The relevant stoichiometric calculations are as follows:

	$\text{Ag}^+$	+	$2\text{NH}_3$	$\longrightarrow$	$\text{Ag}(\text{NH}_3)_2^+$
Before reaction:	$5.0 \times 10^{-4} M$		$1.0 M$		$0$
After reaction:	$0$		$1.0 - 2(5.0 \times 10^{-4}) \approx 1.0 M$		$5.0 \times 10^{-4} M$
			$\uparrow$ Twice as much $\text{NH}_3$ as $\text{Ag}^+$ is required		

Note that in this case we have used molarities when performing the stoichiometry calculations and we have assumed this reaction to be complete, using all the original  $\text{Ag}^+$  to form  $\text{Ag}(\text{NH}_3)_2^+$ . In reality, a *very small amount* of the  $\text{Ag}(\text{NH}_3)_2^+$  formed will dissociate to produce small amounts of  $\text{Ag}(\text{NH}_3)^+$  and  $\text{Ag}^+$ . However, since the amount of  $\text{Ag}(\text{NH}_3)_2^+$  dissociating will be so small, we can safely assume that  $[\text{Ag}(\text{NH}_3)_2^+]$  is  $5.0 \times 10^{-4} M$  at equilibrium. Also, we know that since so little  $\text{NH}_3$  has been consumed,  $[\text{NH}_3]$  is  $1.0 M$  at equilibrium. We can use these concentrations to calculate  $[\text{Ag}^+]$  and  $[\text{Ag}(\text{NH}_3)^+]$  using the  $K_1$  and  $K_2$  expressions.

To calculate the equilibrium concentration of  $\text{Ag}(\text{NH}_3)^+$ , we use

$$K_2 = 8.2 \times 10^3 = \frac{[\text{Ag}(\text{NH}_3)_2^+]}{[\text{Ag}(\text{NH}_3)^+][\text{NH}_3]}$$

since  $[\text{Ag}(\text{NH}_3)_2^+]$  and  $[\text{NH}_3]$  are known. Rearranging and solving for  $[\text{Ag}(\text{NH}_3)^+]$  give

$$[\text{Ag}(\text{NH}_3)^+] = \frac{[\text{Ag}(\text{NH}_3)_2^+]}{K_2[\text{NH}_3]} = \frac{5.0 \times 10^{-4}}{(8.2 \times 10^3)(1.0)} = 6.1 \times 10^{-8} M$$

Now the equilibrium concentration of  $\text{Ag}^+$  can be calculated using  $K_1$ :

$$K_1 = 2.1 \times 10^3 = \frac{[\text{Ag}(\text{NH}_3)^+]}{[\text{Ag}^+][\text{NH}_3]} = \frac{6.1 \times 10^{-8}}{[\text{Ag}^+](1.0)}$$

$$[\text{Ag}^+] = \frac{6.1 \times 10^{-8}}{(2.1 \times 10^3)(1.0)} = 2.9 \times 10^{-11} M$$

So far we have assumed that  $\text{Ag}(\text{NH}_3)_2^+$  is the dominant silver-containing species in solution. Is this a valid assumption? The calculated concentrations are

$$\begin{aligned} [\text{Ag}(\text{NH}_3)_2^+] &= 5.0 \times 10^{-4} M \\ [\text{Ag}(\text{NH}_3)^+] &= 6.1 \times 10^{-8} M \\ [\text{Ag}^+] &= 2.9 \times 10^{-11} M \end{aligned}$$

These values clearly support the conclusion that

$$[\text{Ag}(\text{NH}_3)_2^+] \gg [\text{Ag}(\text{NH}_3)^+] \gg [\text{Ag}^+]$$

Thus the assumption that  $\text{Ag}(\text{NH}_3)_2^+$  is the dominant  $\text{Ag}^+$ -containing species is valid, and the calculated concentrations are correct.

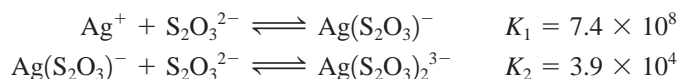
Essentially all the  $\text{Ag}^+$  ions originally present end up in  $\text{Ag}(\text{NH}_3)_2^+$ .

This analysis shows that although complex ion equilibria have many species present and look complicated, the calculations are actually quite straightforward, especially if the ligand is present in large excess.

## EXAMPLE 16.8

## Complex Ions

Calculate the concentrations of  $\text{Ag}^+$ ,  $\text{Ag}(\text{S}_2\text{O}_3)^-$ , and  $\text{Ag}(\text{S}_2\text{O}_3)_2^{3-}$  in a solution prepared by mixing 150.0 mL of  $1.00 \times 10^{-3} M$   $\text{AgNO}_3$  with 200.0 mL of  $5.00 M$   $\text{Na}_2\text{S}_2\text{O}_3$ . The stepwise formation equilibria are



## Solution

The concentrations of the ligand and metal ion in the mixed solution *before any reaction occurs* are

$$[\text{Ag}^+]_0 = \frac{(150.0 \text{ mL})(1.00 \times 10^{-3} M)}{(150.0 \text{ mL} + 200.0 \text{ mL})} = 4.29 \times 10^{-4} M$$

$$[\text{S}_2\text{O}_3^{2-}]_0 = \frac{(200.0 \text{ mL})(5.00 M)}{(150.0 \text{ mL} + 200.0 \text{ mL})} = 2.86 M$$

Since  $[\text{S}_2\text{O}_3^{2-}]_0 \gg [\text{Ag}^+]_0$ , and since  $K_1$  and  $K_2$  are large, both formation reactions can be assumed to go to completion, and the net reaction in the solution is as follows:

	$\text{Ag}^+$	+	$2\text{S}_2\text{O}_3^{2-}$	$\longrightarrow$	$\text{Ag}(\text{S}_2\text{O}_3)_2^{3-}$
Before reaction:	$4.29 \times 10^{-4} M$		$2.86 M$		0
After reaction:	$\sim 0$		$2.86 - 2(4.29 \times 10^{-4})$ $\approx 2.86 M$		$4.29 \times 10^{-4} M$

Note that  $\text{Ag}^+$  is limiting and that the amount of  $\text{S}_2\text{O}_3^{2-}$  consumed is negligible. Also note that since all these species are in the same solution, the molarities can be used to do the stoichiometry problem.

Of course, the concentration of  $\text{Ag}^+$  is not zero at equilibrium, and there is some  $\text{Ag}(\text{S}_2\text{O}_3)^-$  in the solution. To calculate the concentrations of these species, we must use the  $K_1$  and  $K_2$  expressions. We can calculate the concentration of  $\text{Ag}(\text{S}_2\text{O}_3)_2^{3-}$  from  $K_2$ :

$$3.9 \times 10^4 = K_2 = \frac{[\text{Ag}(\text{S}_2\text{O}_3)_2^{3-}]}{[\text{Ag}(\text{S}_2\text{O}_3)^-][\text{S}_2\text{O}_3^{2-}]} = \frac{4.29 \times 10^{-4}}{[\text{Ag}(\text{S}_2\text{O}_3)^-](2.86)}$$

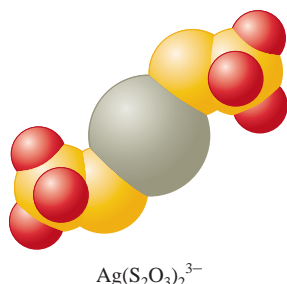
$$[\text{Ag}(\text{S}_2\text{O}_3)^-] = 3.8 \times 10^{-9} M$$

We can calculate  $[\text{Ag}^+]$  from  $K_1$ :

$$7.4 \times 10^8 = K_1 = \frac{[\text{Ag}(\text{S}_2\text{O}_3)^-]}{[\text{Ag}^+][\text{S}_2\text{O}_3^{2-}]} = \frac{3.8 \times 10^{-9}}{[\text{Ag}^+](2.86)}$$

$$[\text{Ag}^+] = 1.8 \times 10^{-18} M$$

These results show that  $[\text{Ag}(\text{S}_2\text{O}_3)_2^{3-}] \gg [\text{Ag}(\text{S}_2\text{O}_3)^-] \gg [\text{Ag}^+]$



Thus the assumption is valid that essentially all the original  $\text{Ag}^+$  is converted to  $\text{Ag}(\text{S}_2\text{O}_3)_2^{3-}$  at equilibrium.

SEE EXERCISES 16.65 THROUGH 16.68



(top) Aqueous ammonia is added to silver chloride (white). (bottom) Silver chloride, insoluble in water, dissolves to form  $\text{Ag}(\text{NH}_3)_2^+(aq)$  and  $\text{Cl}^-(aq)$ .

When reactions are added, the equilibrium constant for the overall process is the product of the constants for the individual reactions.

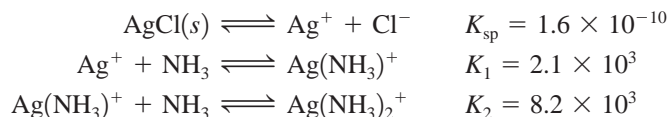
## Complex Ions and Solubility

Often ionic solids that are very nearly water-insoluble must be dissolved somehow in aqueous solutions. For example, when the various qualitative analysis groups are precipitated out, the precipitates must be redissolved to separate the ions within each group. Consider a solution of cations that contains  $\text{Ag}^+$ ,  $\text{Pb}^{2+}$ , and  $\text{Hg}_2^{2+}$ , among others. When dilute aqueous  $\text{HCl}$  is added to this solution, the Group I ions will form the insoluble chlorides  $\text{AgCl}$ ,  $\text{PbCl}_2$ , and  $\text{Hg}_2\text{Cl}_2$ . Once this mixed precipitate is separated from the solution, it must be redissolved to identify the cations individually. How can this be done? We know that some solids are more soluble in acidic than in neutral solutions. What about chloride salts? For example, can  $\text{AgCl}$  be dissolved by using a strong acid? The answer is no, because  $\text{Cl}^-$  ions have virtually no affinity for  $\text{H}^+$  ions in aqueous solution. The position of the dissolution equilibrium



is not affected by the presence of  $\text{H}^+$ .

How can we pull the dissolution equilibrium to the right, even though  $\text{Cl}^-$  is an extremely weak base? The key is to lower the concentration of  $\text{Ag}^+$  in solution by forming complex ions. For example,  $\text{Ag}^+$  reacts with excess  $\text{NH}_3$  to form the stable complex ion  $\text{Ag}(\text{NH}_3)_2^+$ . As a result,  $\text{AgCl}$  is quite soluble in concentrated ammonia solutions. The relevant reactions are



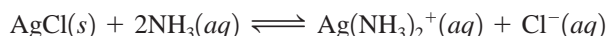
The  $\text{Ag}^+$  ion produced by dissolving solid  $\text{AgCl}$  combines with  $\text{NH}_3$  to form  $\text{Ag}(\text{NH}_3)_2^+$ , which causes more  $\text{AgCl}$  to dissolve, until the point at which

$$[\text{Ag}^+][\text{Cl}^-] = K_{\text{sp}} = 1.6 \times 10^{-10}$$

Here  $[\text{Ag}^+]$  refers only to the  $\text{Ag}^+$  ion that is present as a separate species in solution. It is *not* the total silver content of the solution, which is

$$[\text{Ag}]_{\text{total dissolved}} = [\text{Ag}^+] + [\text{Ag}(\text{NH}_3)^+] + [\text{Ag}(\text{NH}_3)_2^+]$$

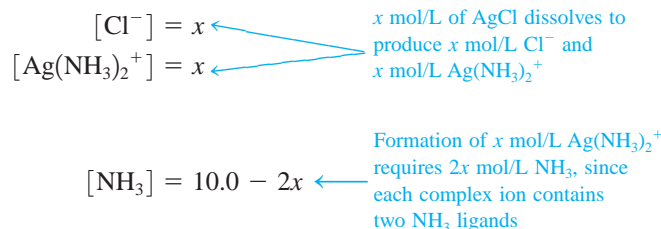
For reasons discussed in the previous section, virtually all the  $\text{Ag}^+$  from the dissolved  $\text{AgCl}$  ends up in the complex ion  $\text{Ag}(\text{NH}_3)_2^+$ . Thus we can represent the dissolving of solid  $\text{AgCl}$  in excess  $\text{NH}_3$  by the equation



Since this equation is the *sum of the three stepwise reactions* given above, the equilibrium constant for the reaction is the product of the constants for the three reactions. (Demonstrate this to yourself by multiplying together the three expressions for  $K_{\text{sp}}$ ,  $K_1$ , and  $K_2$ .) The equilibrium expression is

$$\begin{aligned} K &= \frac{[\text{Ag}(\text{NH}_3)_2^+][\text{Cl}^-]}{[\text{NH}_3]^2} \\ &= K_{\text{sp}} \times K_1 \times K_2 = (1.6 \times 10^{-10})(2.1 \times 10^3)(8.2 \times 10^3) = 2.8 \times 10^{-3} \end{aligned}$$

Using this expression, we will now calculate the solubility of solid AgCl in a 10.0 M NH<sub>3</sub> solution. If we let  $x$  be the solubility (in mol/L) of AgCl in the solution, we can then write the following expressions for the equilibrium concentrations of the pertinent species:



Substituting these concentrations into the equilibrium expression gives

$$K = 2.8 \times 10^{-3} = \frac{[\text{Ag}(\text{NH}_3)_2^+][\text{Cl}^-]}{[\text{NH}_3]^2} = \frac{(x)(x)}{(10.0 - 2x)^2} = \frac{x^2}{(10.0 - 2x)^2}$$

No approximations are necessary here. Taking the square root of both sides of the equation gives

$$\begin{aligned} \sqrt{2.8 \times 10^{-3}} &= \frac{x}{10.0 - 2x} \\ x &= 0.48 \text{ mol/L} = \text{solubility of AgCl}(s) \text{ in } 10.0 \text{ M NH}_3 \end{aligned}$$

Thus the solubility of AgCl in 10.0 M NH<sub>3</sub> is much greater than its solubility in pure water, which is

$$\sqrt{K_{\text{sp}}} = 1.3 \times 10^{-5} \text{ mol/L}$$

In this chapter we have considered two strategies for dissolving a water-insoluble ionic solid. If the *anion* of the solid is a good base, the solubility is greatly increased by acidifying the solution. In cases where the anion is not sufficiently basic, the ionic solid often can be dissolved in a solution containing a ligand that forms stable complex ions with its *cation*.

Sometimes solids are so insoluble that combinations of reactions are needed to dissolve them. For example, to dissolve the extremely insoluble HgS ( $K_{\text{sp}} = 10^{-54}$ ), it is necessary to use a mixture of concentrated HCl and concentrated HNO<sub>3</sub>, called *aqua regia*. The H<sup>+</sup> ions in the aqua regia react with the S<sup>2-</sup> ions to form H<sub>2</sub>S, and Cl<sup>-</sup> reacts with Hg<sup>2+</sup> to form various complex ions, including HgCl<sub>4</sub><sup>2-</sup>. In addition, NO<sub>3</sub><sup>-</sup> oxidizes S<sup>2-</sup> to elemental sulfur. These processes lower the concentrations of Hg<sup>2+</sup> and S<sup>2-</sup> and thus promote the solubility of HgS.

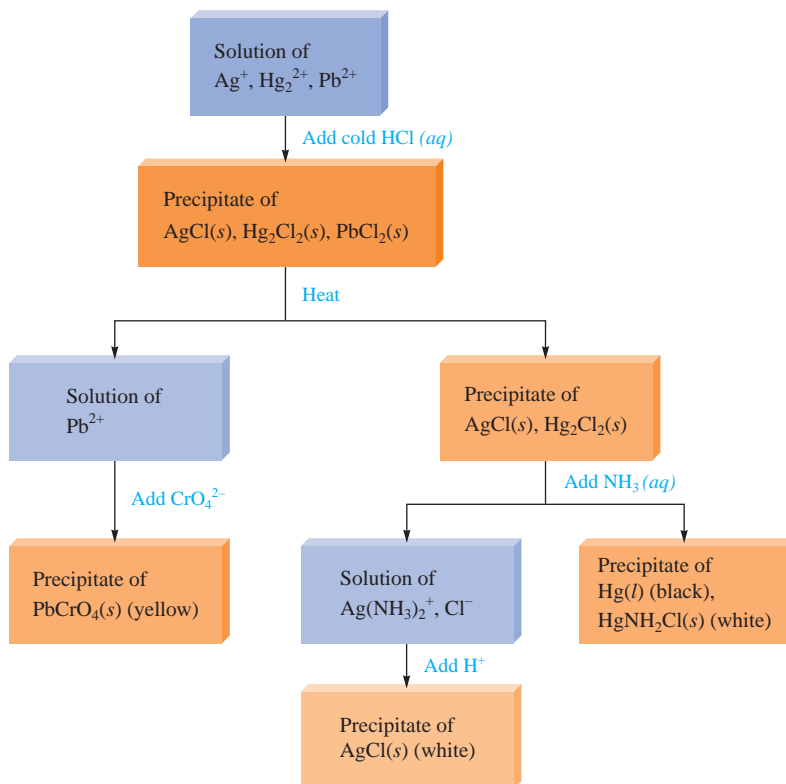
Since the solubility of many salts increases with temperature, simple heating is sometimes enough to make a salt sufficiently soluble. For example, earlier in this section we considered the mixed chloride precipitates of the Group I ions—PbCl<sub>2</sub>, AgCl, and Hg<sub>2</sub>Cl<sub>2</sub>. The effect of temperature on the solubility of PbCl<sub>2</sub> is such that we can precipitate PbCl<sub>2</sub> with cold aqueous HCl and then redissolve it by heating the solution to near boiling. The silver and mercury(I) chlorides remain precipitated, since they are not significantly soluble in hot water. However, solid AgCl can be dissolved using aqueous ammonia. The solid Hg<sub>2</sub>Cl<sub>2</sub> reacts with NH<sub>3</sub> to form a mixture of elemental mercury and HgNH<sub>2</sub>Cl:



The mixed precipitate appears gray. This is an oxidation–reduction reaction in which one mercury(I) ion in Hg<sub>2</sub>Cl<sub>2</sub> is oxidized to Hg<sup>2+</sup> in HgNH<sub>2</sub>Cl and the other mercury(I) ion is reduced to Hg, or elemental mercury.

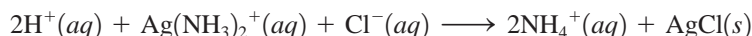
The treatment of the Group I ions is summarized in Fig. 16.3. Note that the presence of Pb<sup>2+</sup> is confirmed by adding CrO<sub>4</sub><sup>2-</sup>, which forms bright yellow lead(II) chromate



**Figure 16.3**

The separation of the Group I ions in the classic scheme of qualitative analysis.

( $\text{PbCrO}_4$ ). Also note that  $\text{H}^+$  added to a solution containing  $\text{Ag}(\text{NH}_3)_2^+$  reacts with the  $\text{NH}_3$  to form  $\text{NH}_4^+$ , destroying the  $\text{Ag}(\text{NH}_3)_2^+$  complex. Silver chloride then re-forms:



Note that the qualitative analysis of cations by selective precipitation involves all the types of reactions we have discussed and represents an excellent application of the principles of chemical equilibrium.

## For Review

### ► Key Terms

#### Section 16.1

solubility product constant (solubility product)

#### Section 16.2

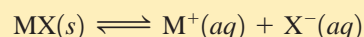
ion product  
selective precipitation  
qualitative analysis

#### Section 16.3

complex ion  
formation (stability) constants

### Solids dissolving in water

- For a slightly soluble salt, an equilibrium is set up between the excess solid ( $\text{MX}$ ) and the ions in solution:



- The corresponding constant is called  $K_{\text{sp}}$ :

$$K_{\text{sp}} = [\text{M}^+][\text{X}^-]$$

- The solubility of  $\text{MX}(\text{s})$  is decreased by the presence of another source of either  $\text{M}^+$  or  $\text{X}^-$ ; this is called the common ion effect
- Predicting whether precipitation will occur when two solutions are mixed involves calculating  $Q$  for the initial concentrations
  - If  $Q > K_{\text{sp}}$ , precipitation occurs
  - If  $Q \leq K_{\text{sp}}$ , no precipitation occurs

### Qualitative analysis

- A mixture of ions can be separated by selective precipitation
  - The ions are first separated into groups by adding  $\text{HCl}(aq)$ , then  $\text{H}_2\text{S}(aq)$ , then  $\text{NaOH}(aq)$ , and finally  $\text{Na}_2\text{CO}_3(aq)$
  - The ions in the groups are separated and identified by further selective dissolution and precipitation

### Complex ions

- Complex ions consist of a metal ion surrounded by attached ligands
  - A ligand is a Lewis base
  - The number of ligands is called the coordination number, which is commonly 2, 4, or 6
- Complex ion equilibria in solution are described by formation (stability) constants
- The formation of complex ions can be used to selectively dissolve solids in the qualitative analysis scheme

## REVIEW QUESTIONS

1. To what reaction does the solubility product constant,  $K_{sp}$ , refer? Table 16.1 lists  $K_{sp}$  values for several ionic solids. For any of these ionic compounds, you should be able to calculate the solubility. What is the solubility of a salt, and what procedures do you follow to calculate the solubility of a salt? How would you calculate the  $K_{sp}$  value for a salt given the solubility?
2. Under what circumstances can you compare the relative solubilities of two salts directly by comparing the values of their solubility products? When can relative solubilities not be compared based on  $K_{sp}$  values?
3. What is a common ion and how does its presence affect the solubility?
4. List some salts whose solubility increases as the pH becomes more acidic. What is true about the anions in these salts? List some salts whose solubility remains unaffected by the solution pH. What is true about the anions in these salts?
5. What is the difference between the ion product,  $Q$ , and the solubility product,  $K_{sp}$ ? What happens when  $Q > K_{sp}$ ?  $Q < K_{sp}$ ?  $Q = K_{sp}$ ?
6. Mixtures of metal ions in aqueous solution can sometimes be separated by selective precipitation. What is selective precipitation? If a solution contained  $0.10\text{ M Mg}^{2+}$ ,  $0.10\text{ M Ca}^{2+}$ , and  $0.10\text{ M Ba}^{2+}$ , how could addition of  $\text{NaF}$  be used to separate the cations out of solution—that is, what would precipitate first, then second, then third? How could addition of  $\text{K}_3\text{PO}_4$  be used to separate out the cations in a solution that is  $1.0\text{ M Ag}^+$ ,  $1.0\text{ M Pb}^{2+}$ , and  $1.0\text{ M Sr}^{2+}$ ?
7. Figure 16.2 summarizes the classic method for separating a mixture of common cations by selective precipitation. Explain the chemistry involved with each of the four steps in the diagram.
8. What is a complex ion? The stepwise formation constants for the complex ion  $\text{Cu}(\text{NH}_3)_4^{2+}$  are  $K_1 \approx 1 \times 10^3$ ,  $K_2 \approx 1 \times 10^4$ ,  $K_3 \approx 1 \times 10^3$ , and  $K_4 \approx 1 \times 10^3$ . Write the reactions that refer to each of these formation constants. Given that the values of the formation constants are large, what can you deduce about the equilibrium concentration of  $\text{Cu}(\text{NH}_3)_4^{2+}$  versus the equilibrium concentration of  $\text{Cu}^{2+}$ ?
9. When  $5\text{ M}$  ammonia is added to a solution containing  $\text{Cu}(\text{OH})_2(s)$ , the precipitate will eventually dissolve in solution. Why? If  $5\text{ M HNO}_3$  is then added, the  $\text{Cu}(\text{OH})_2$  precipitate re-forms. Why? In general, what effect does the ability of a cation to form a complex ion have on the solubility of salts containing that cation?
10. Figure 16.3 outlines the classic scheme for separating a mixture of insoluble chloride salts from one another. Explain the chemistry involved in the various steps of the figure.

## ► Active Learning Questions

These questions are designed to be used by groups of students in class.

- Which of the following will affect the total amount of solute that can dissolve in a given amount of solvent?
  - The solution is stirred.
  - The solute is ground to fine particles before dissolving.
  - The temperature changes.
- Devise as many ways as you can to experimentally determine the  $K_{sp}$  value of a solid. Explain why each of these would work.
- You are browsing through the *Handbook of Hypothetical Chemistry* when you come across a solid that is reported to have a  $K_{sp}$  value of zero in water at 25°C. What does this mean?
- A friend tells you: “The constant  $K_{sp}$  of a salt is called the solubility product constant and is calculated from the concentrations of ions in the solution. Thus, if salt A dissolves to a greater extent than salt B, salt A must have a higher  $K_{sp}$  than salt B.” Do you agree with your friend? Explain.
- Explain the following phenomenon: You have a test tube with about 20 mL silver nitrate solution. Upon adding a few drops of sodium chromate solution, you notice a red solid forming in a relatively clear solution. Upon adding a few drops of a sodium chloride solution to the same test tube, you notice a white solid and a pale yellow solution. Use the  $K_{sp}$  values in the book to support your explanation, and include the balanced equations.
- What happens to the  $K_{sp}$  value of a solid as the temperature of the solution changes? Consider both increasing and decreasing temperatures, and explain your answer.
- Which is more likely to dissolve in an acidic solution, silver sulfide or silver chloride? Why?
- You have two salts, AgX and AgY, with very similar  $K_{sp}$  values. You know that HX is a strong acid and HY is a weak acid. Which salt is more soluble in an acidic solution? Explain.

A blue question or exercise number indicates that the answer to that question or exercise appears at the back of this book and a solution appears in the *Solutions Guide*, as found on PowerLecture.

## ► Questions

- Ag<sub>2</sub>S(s) has a larger molar solubility than CuS even though Ag<sub>2</sub>S has the smaller  $K_{sp}$  value. Explain how this is possible.
- Solubility is an equilibrium position, whereas  $K_{sp}$  is an equilibrium constant. Explain the difference.
- The salts in Table 16.1, with the possible exception of the hydroxide salts, have one of the following mathematical relationships between the  $K_{sp}$  value and the molar solubility  $s$ .
  - $K_{sp} = s^2$
  - $K_{sp} = 4s^3$
  - $K_{sp} = 27s^4$
  - $K_{sp} = 108s^5$
 For each mathematical relationship, give an example of a salt in Table 16.1 that exhibits that relationship.
- When Na<sub>3</sub>PO<sub>4</sub>(aq) is added to a solution containing a metal ion and a precipitate forms, the precipitate generally could be one of two possibilities. What are the two possibilities?

- The common ion effect for ionic solids (salts) is to significantly decrease the solubility of the ionic compound in water. Explain the common ion effect.
- Sulfide precipitates are generally grouped as sulfides insoluble in acidic solution and sulfides insoluble in basic solution. Explain why there is a difference between the two groups of sulfide precipitates.
- List some ways one can increase the solubility of a salt in water.
- The stepwise formation constants for a complex ion are all generally values much greater than 1. What is the significance of this?
- Silver chloride dissolves readily in 2 M NH<sub>3</sub> but is quite insoluble in 2 M NH<sub>4</sub>NO<sub>3</sub>. Explain.
- If a solution contains either Pb<sup>2+</sup>(aq) or Ag<sup>+</sup>(aq), how can temperature be manipulated to help identify the ion in solution?

## ► Exercises

In this section similar exercises are paired.

### Solubility Equilibria

- Write balanced equations for the dissolution reactions and the corresponding solubility product expressions for each of the following solids.
  - AgC<sub>2</sub>H<sub>3</sub>O<sub>2</sub>
  - Al(OH)<sub>3</sub>
  - Ca<sub>3</sub>(PO<sub>4</sub>)<sub>2</sub>
- Write balanced equations for the dissolution reactions and the corresponding solubility product expressions for each of the following solids.
  - Ag<sub>2</sub>CO<sub>3</sub>
  - Ce(IO<sub>3</sub>)<sub>3</sub>
  - BaF<sub>2</sub>
- Use the following data to calculate the  $K_{sp}$  value for each solid.
  - The solubility of CaC<sub>2</sub>O<sub>4</sub> is  $4.8 \times 10^{-5}$  mol/L.
  - The solubility of BiI<sub>3</sub> is  $1.32 \times 10^{-5}$  mol/L.
- Use the following data to calculate the  $K_{sp}$  value for each solid.
  - The solubility of Pb<sub>3</sub>(PO<sub>4</sub>)<sub>2</sub> is  $6.2 \times 10^{-12}$  mol/L.
  - The solubility of Li<sub>2</sub>CO<sub>3</sub> is  $7.4 \times 10^{-2}$  mol/L.
- Approximately 0.14 g nickel(II) hydroxide, Ni(OH)<sub>2</sub>(s), dissolves per liter of water at 20°C. Calculate  $K_{sp}$  for Ni(OH)<sub>2</sub>(s) at this temperature.
- The solubility of the ionic compound M<sub>2</sub>X<sub>3</sub>, having a molar mass of 288 g/mol, is  $3.60 \times 10^{-7}$  g/L. Calculate the  $K_{sp}$  of the compound.
- The concentration of Pb<sup>2+</sup> in a solution saturated with PbBr<sub>2</sub>(s) is  $2.14 \times 10^{-2}$  M. Calculate  $K_{sp}$  for PbBr<sub>2</sub>.
- The concentration of Ag<sup>+</sup> in a solution saturated with Ag<sub>2</sub>C<sub>2</sub>O<sub>4</sub>(s) is  $2.2 \times 10^{-4}$  M. Calculate  $K_{sp}$  for Ag<sub>2</sub>C<sub>2</sub>O<sub>4</sub>.
- Calculate the solubility of each of the following compounds in moles per liter. Ignore any acid–base properties.
  - Ag<sub>3</sub>PO<sub>4</sub>,  $K_{sp} = 1.8 \times 10^{-18}$
  - CaCO<sub>3</sub>,  $K_{sp} = 8.7 \times 10^{-9}$
  - Hg<sub>2</sub>Cl<sub>2</sub>,  $K_{sp} = 1.1 \times 10^{-18}$  (Hg<sub>2</sub><sup>2+</sup> is the cation in solution.)

28. Calculate the solubility of each of the following compounds in moles per liter. Ignore any acid–base properties.
- $\text{PbI}_2$ ,  $K_{\text{sp}} = 1.4 \times 10^{-8}$
  - $\text{CdCO}_3$ ,  $K_{\text{sp}} = 5.2 \times 10^{-12}$
  - $\text{Sr}_3(\text{PO}_4)_2$ ,  $K_{\text{sp}} = 1 \times 10^{-31}$
- 
29. Calculate the molar solubility of  $\text{Mg}(\text{OH})_2$ ,  $K_{\text{sp}} = 8.9 \times 10^{-12}$ .
30. Calculate the molar solubility of  $\text{Cd}(\text{OH})_2$ ,  $K_{\text{sp}} = 5.9 \times 10^{-11}$ .
- 
31. Calculate the molar solubility of  $\text{Al}(\text{OH})_3$ ,  $K_{\text{sp}} = 2 \times 10^{-32}$ .
32. Calculate the molar solubility of  $\text{Co}(\text{OH})_3$ ,  $K_{\text{sp}} = 2.5 \times 10^{-43}$ .
- 
33. For each of the following pairs of solids, determine which solid has the smallest molar solubility.
- $\text{CaF}_2(\text{s})$ ,  $K_{\text{sp}} = 4.0 \times 10^{-11}$ , or  $\text{BaF}_2(\text{s})$ ,  $K_{\text{sp}} = 2.4 \times 10^{-5}$
  - $\text{Ca}_3(\text{PO}_4)_2(\text{s})$ ,  $K_{\text{sp}} = 1.3 \times 10^{-32}$ , or  $\text{FePO}_4(\text{s})$ ,  $K_{\text{sp}} = 1.0 \times 10^{-22}$
34. For each of the following pairs of solids, determine which solid has the smallest molar solubility.
- $\text{FeC}_2\text{O}_4$ ,  $K_{\text{sp}} = 2.1 \times 10^{-7}$ , or  $\text{Cu}(\text{IO}_4)_2$ ,  $K_{\text{sp}} = 1.4 \times 10^{-7}$
  - $\text{Ag}_2\text{CO}_3$ ,  $K_{\text{sp}} = 8.1 \times 10^{-12}$ , or  $\text{Mn}(\text{OH})_2$ ,  $K_{\text{sp}} = 2 \times 10^{-13}$
- 
35. Calculate the solubility (in moles per liter) of  $\text{Fe}(\text{OH})_3$  ( $K_{\text{sp}} = 4 \times 10^{-38}$ ) in each of the following.
- water
  - a solution buffered at  $\text{pH} = 5.0$
  - a solution buffered at  $\text{pH} = 11.0$
36. Calculate the solubility of  $\text{Co}(\text{OH})_2(\text{s})$  ( $K_{\text{sp}} = 2.5 \times 10^{-16}$ ) in a buffered solution with a  $\text{pH}$  of 11.00.
- 
37. The  $K_{\text{sp}}$  for silver sulfate ( $\text{Ag}_2\text{SO}_4$ ) is  $1.2 \times 10^{-5}$ . Calculate the solubility of silver sulfate in each of the following.
- water
  - $0.10 \text{ M AgNO}_3$
  - $0.20 \text{ M K}_2\text{SO}_4$
38. The  $K_{\text{sp}}$  for lead iodide ( $\text{PbI}_2$ ) is  $1.4 \times 10^{-8}$ . Calculate the solubility of lead iodide in each of the following.
- water
  - $0.10 \text{ M Pb}(\text{NO}_3)_2$
  - $0.010 \text{ M NaI}$
- 
39. Calculate the solubility of solid  $\text{Ca}_3(\text{PO}_4)_2$  ( $K_{\text{sp}} = 1.3 \times 10^{-32}$ ) in a  $0.20 \text{ M Na}_3\text{PO}_4$  solution.
40. Calculate the solubility of solid  $\text{Pb}_3(\text{PO}_4)_2$  ( $K_{\text{sp}} = 1 \times 10^{-54}$ ) in a  $0.10 \text{ M Pb}(\text{NO}_3)_2$  solution.
- 
41. The solubility of  $\text{Ce}(\text{IO}_3)_3$  in a  $0.20 \text{ M KIO}_3$  solution is  $4.4 \times 10^{-8} \text{ mol/L}$ . Calculate  $K_{\text{sp}}$  for  $\text{Ce}(\text{IO}_3)_3$ .
42. The solubility of  $\text{Pb}(\text{IO}_3)_2(\text{s})$  in a  $0.10 \text{ M KIO}_3$  solution is  $2.6 \times 10^{-11} \text{ mol/L}$ . Calculate  $K_{\text{sp}}$  for  $\text{Pb}(\text{IO}_3)_2(\text{s})$ .
- 
43. Which of the substances in Exercises 27 and 28 show increased solubility as the  $\text{pH}$  of the solution becomes more acidic? Write equations for the reactions that occur to increase the solubility.
44. For which salt in each of the following groups will the solubility depend on  $\text{pH}$ ?
- $\text{AgF}$ ,  $\text{AgCl}$ ,  $\text{AgBr}$
  - $\text{Sr}(\text{NO}_3)_2$ ,  $\text{Sr}(\text{NO}_2)_2$
  - $\text{Pb}(\text{OH})_2$ ,  $\text{PbCl}_2$
  - $\text{Ni}(\text{NO}_3)_2$ ,  $\text{Ni}(\text{CN})_2$

### Precipitation Conditions

45. What mass of  $\text{ZnS}$  ( $K_{\text{sp}} = 2.5 \times 10^{-22}$ ) will dissolve in 300.0 mL of  $0.050 \text{ M Zn}(\text{NO}_3)_2$ ? Ignore the basic properties of  $\text{S}^{2-}$ .

46. The concentration of  $\text{Mg}^{2+}$  in seawater is  $0.052 \text{ M}$ . At what  $\text{pH}$  will 99% of the  $\text{Mg}^{2+}$  be precipitated as the hydroxide salt? [ $K_{\text{sp}}$  for  $\text{Mg}(\text{OH})_2 = 8.9 \times 10^{-12}$ .]

47. Will a precipitate form when 100.0 mL of  $4.0 \times 10^{-4} \text{ M Mg}(\text{NO}_3)_2$  is added to 100.0 mL of  $2.0 \times 10^{-4} \text{ M NaOH}$ ?

48. A solution contains  $1.0 \times 10^{-5} \text{ M Ag}^+$  and  $2.0 \times 10^{-6} \text{ M CN}^-$ . Will  $\text{AgCN}(\text{s})$  precipitate? ( $K_{\text{sp}}$  for  $\text{AgCN}(\text{s})$  is  $2.2 \times 10^{-12}$ .)

49. A solution is prepared by mixing 100.0 mL of  $1.0 \times 10^{-2} \text{ M Pb}(\text{NO}_3)_2$  and 100.0 mL of  $1.0 \times 10^{-3} \text{ M NaF}$ . Will  $\text{PbF}_2(\text{s})$  ( $K_{\text{sp}} = 4 \times 10^{-8}$ ) precipitate?

50. A solution contains  $2.0 \times 10^{-3} \text{ M Ce}^{3+}$  and  $1.0 \times 10^{-2} \text{ M IO}_3^{3-}$ . Will  $\text{Ce}(\text{IO}_3)_3(\text{s})$  precipitate? [ $K_{\text{sp}}$  for  $\text{Ce}(\text{IO}_3)_3$  is  $3.2 \times 10^{-10}$ .]

51. Calculate the final concentrations of  $\text{K}^+(\text{aq})$ ,  $\text{C}_2\text{O}_4^{2-}(\text{aq})$ ,  $\text{Ba}^{2+}(\text{aq})$ , and  $\text{Br}^-(\text{aq})$  in a solution prepared by adding 0.100 L of  $0.200 \text{ M K}_2\text{C}_2\text{O}_4$  to 0.150 L of  $0.250 \text{ M BaBr}_2$ . (For  $\text{BaC}_2\text{O}_4$ ,  $K_{\text{sp}} = 2.3 \times 10^{-8}$ .)

52. A solution is prepared by mixing 75.0 mL of  $0.020 \text{ M BaCl}_2$  and 125 mL of  $0.040 \text{ M K}_2\text{SO}_4$ . What are the concentrations of barium and sulfate ions in this solution? Assume only  $\text{SO}_4^{2-}$  ions (no  $\text{HSO}_4^-$ ) are present.

53. A 50.0-mL sample of  $0.00200 \text{ M AgNO}_3$  is added to 50.0 mL of  $0.0100 \text{ M NaIO}_3$ . What is the equilibrium concentration of  $\text{Ag}^+$  in solution? ( $K_{\text{sp}}$  for  $\text{AgIO}_3$  is  $3.0 \times 10^{-8}$ .)

54. A solution is prepared by mixing 50.0 mL of  $0.10 \text{ M Pb}(\text{NO}_3)_2$  with 50.0 mL of  $1.0 \text{ M KCl}$ . Calculate the concentrations of  $\text{Pb}^{2+}$  and  $\text{Cl}^-$  at equilibrium. [ $K_{\text{sp}}$  for  $\text{PbCl}_2(\text{s})$  is  $1.6 \times 10^{-5}$ .]

55. A solution contains  $1.0 \times 10^{-5} \text{ M Na}_3\text{PO}_4$ . What is the minimum concentration of  $\text{AgNO}_3$  that would cause precipitation of solid  $\text{Ag}_3\text{PO}_4$  ( $K_{\text{sp}} = 1.8 \times 10^{-18}$ )?

56. The  $K_{\text{sp}}$  of  $\text{Al}(\text{OH})_3$  is  $2 \times 10^{-32}$ . At what  $\text{pH}$  will a  $0.2 \text{ M Al}^{3+}$  solution begin to show precipitation of  $\text{Al}(\text{OH})_3$ ?

57. A solution is  $1 \times 10^{-4} \text{ M}$  in  $\text{NaF}$ ,  $\text{Na}_2\text{S}$ , and  $\text{Na}_3\text{PO}_4$ . What would be the order of precipitation as a source of  $\text{Pb}^{2+}$  is added gradually to the solution? The relevant  $K_{\text{sp}}$  values are  $K_{\text{sp}}(\text{PbF}_2) = 4 \times 10^{-8}$ ,  $K_{\text{sp}}(\text{PbS}) = 7 \times 10^{-29}$ , and  $K_{\text{sp}}[\text{Pb}_3(\text{PO}_4)_2] = 1 \times 10^{-54}$ .

58. A solution contains  $0.25 \text{ M Ni}(\text{NO}_3)_2$  and  $0.25 \text{ M Cu}(\text{NO}_3)_2$ . Can the metal ions be separated by slowly adding  $\text{Na}_2\text{CO}_3$ ? Assume that for successful separation 99% of the metal ion must be precipitated before the other metal ion begins to precipitate, and assume no volume change on addition of  $\text{Na}_2\text{CO}_3$ .

### Complex Ion Equilibria

59. Write equations for the stepwise formation of each of the following complex ions.


- $\text{Ni}(\text{CN})_4^{2-}$
- $\text{V}(\text{C}_2\text{O}_4)_3^{3-}$

60. Write equations for the stepwise formation of each of the following complex ions.

- $\text{CoF}_6^{3-}$
- $\text{Zn}(\text{NH}_3)_4^{2+}$

61. In the presence of  $\text{CN}^-$ ,  $\text{Fe}^{3+}$  forms the complex ion  $\text{Fe}(\text{CN})_6^{3-}$ . The equilibrium concentrations of  $\text{Fe}^{3+}$  and  $\text{Fe}(\text{CN})_6^{3-}$  are

$8.5 \times 10^{-40} M$  and  $1.5 \times 10^{-3} M$ , respectively, in a  $0.11 M$  KCN solution. Calculate the value for the overall formation constant of  $\text{Fe}(\text{CN})_6^{3-}$ .



62. In the presence of  $\text{NH}_3$ ,  $\text{Cu}^{2+}$  forms the complex ion  $\text{Cu}(\text{NH}_3)_4^{2+}$ . If the equilibrium concentrations of  $\text{Cu}^{2+}$  and  $\text{Cu}(\text{NH}_3)_4^{2+}$  are  $1.8 \times 10^{-17} M$  and  $1.0 \times 10^{-3} M$ , respectively, in a  $1.5 M$   $\text{NH}_3$  solution, calculate the value for the overall formation constant of  $\text{Cu}(\text{NH}_3)_4^{2+}$ .

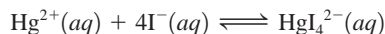


63. When aqueous KI is added gradually to mercury(II) nitrate, an orange precipitate forms. Continued addition of KI causes the precipitate to dissolve. Write balanced equations to explain these observations. (*Hint:*  $\text{Hg}^{2+}$  reacts with  $\text{I}^{-}$  to form  $\text{HgI}_4^{2-}$ .)
64. As sodium chloride solution is added to a solution of silver nitrate, a white precipitate forms. Ammonia is added to the mixture and the precipitate dissolves. When potassium bromide solution is then added, a pale yellow precipitate appears. When a solution of sodium thiosulfate is added, the yellow precipitate dissolves. Finally, potassium iodide is added to the solution and a yellow precipitate forms. Write equations for all the changes mentioned above. What conclusions can you draw concerning the sizes of the  $K_{\text{sp}}$  values for  $\text{AgCl}$ ,  $\text{AgBr}$ , and  $\text{AgI}$ ?

65. The overall formation constant for  $\text{HgI}_4^{2-}$  is  $1.0 \times 10^{30}$ . That is,

$$1.0 \times 10^{30} = \frac{[\text{HgI}_4^{2-}]}{[\text{Hg}^{2+}][\text{I}^{-}]^4}$$

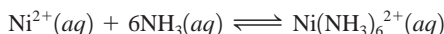
What is the concentration of  $\text{Hg}^{2+}$  in  $500.0 \text{ mL}$  of a solution that was originally  $0.010 M$   $\text{Hg}^{2+}$  and  $0.78 M$   $\text{I}^{-}$ ? The reaction is



66. A solution is prepared by adding  $0.10 \text{ mol}$   $\text{Ni}(\text{NH}_3)_6\text{Cl}_2$  to  $0.50 \text{ L}$  of  $3.0 M$   $\text{NH}_3$ . Calculate  $[\text{Ni}(\text{NH}_3)_6^{2+}]$  and  $[\text{Ni}^{2+}]$  in this solution.  $K_{\text{overall}}$  for  $\text{Ni}(\text{NH}_3)_6^{2+}$  is  $5.5 \times 10^8$ . That is,

$$5.5 \times 10^8 = \frac{[\text{Ni}(\text{NH}_3)_6^{2+}]}{[\text{Ni}^{2+}][\text{NH}_3]^6}$$

for the overall reaction



67. A solution is formed by mixing  $50.0 \text{ mL}$  of  $10.0 M$   $\text{NaX}$  with  $50.0 \text{ mL}$  of  $2.0 \times 10^{-3} M$   $\text{CuNO}_3$ . Assume that  $\text{Cu}(\text{I})$  forms complex ions with  $\text{X}^{-}$  as follows:



with an overall reaction



Calculate the following concentrations at equilibrium.

- a.  $\text{CuX}_3^{2-}$     b.  $\text{CuX}_2^{-}$     c.  $\text{Cu}^{+}$

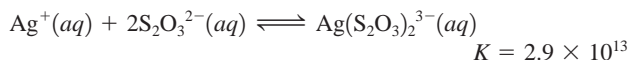
68. A solution is prepared by mixing  $100.0 \text{ mL}$  of  $1.0 \times 10^{-4} M$   $\text{Be}(\text{NO}_3)_2$  and  $100.0 \text{ mL}$  of  $8.0 M$   $\text{NaF}$ .



Calculate the equilibrium concentrations of  $\text{F}^{-}$ ,  $\text{Be}^{2+}$ ,  $\text{BeF}^{+}$ ,  $\text{BeF}_2$ ,  $\text{BeF}_3^{-}$ , and  $\text{BeF}_4^{2-}$  in this solution.

69. a. Calculate the molar solubility of  $\text{AgI}$  in pure water.  $K_{\text{sp}}$  for  $\text{AgI}$  is  $1.5 \times 10^{-16}$ .  
 b. Calculate the molar solubility of  $\text{AgI}$  in  $3.0 M$   $\text{NH}_3$ . The overall formation constant for  $\text{Ag}(\text{NH}_3)_2^{+}$  is  $1.7 \times 10^7$ .  
 c. Compare the calculated solubilities from parts a and b. Explain any differences.

70. Solutions of sodium thiosulfate are used to dissolve unexposed  $\text{AgBr}$  ( $K_{\text{sp}} = 5.0 \times 10^{-13}$ ) in the developing process for black-and-white film. What mass of  $\text{AgBr}$  can dissolve in  $1.00 \text{ L}$  of  $0.500 M$   $\text{Na}_2\text{S}_2\text{O}_3$ ?  $\text{Ag}^{+}$  reacts with  $\text{S}_2\text{O}_3^{2-}$  to form a complex ion:

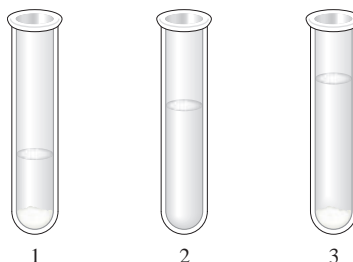


71.  $K_f$  for the complex ion  $\text{Ag}(\text{NH}_3)_2^{+}$  is  $1.7 \times 10^7$ .  $K_{\text{sp}}$  for  $\text{AgCl}$  is  $1.6 \times 10^{-10}$ . Calculate the molar solubility of  $\text{AgCl}$  in  $1.0 M$   $\text{NH}_3$ .
72. The copper(I) ion forms a chloride salt that has  $K_{\text{sp}} = 1.2 \times 10^{-6}$ . Copper(I) also forms a complex ion with  $\text{Cl}^{-}$ :



- a. Calculate the solubility of copper(I) chloride in pure water. (Ignore  $\text{CuCl}_2^{-}$  formation for part a.)  
 b. Calculate the solubility of copper(I) chloride in  $0.10 M$   $\text{NaCl}$ .

73. A series of chemicals were added to some  $\text{AgNO}_3(\text{aq})$ .  $\text{NaCl}(\text{aq})$  was added first to the silver nitrate solution with the end result shown below in test tube 1,  $\text{NH}_3(\text{aq})$  was then added with the end result shown in test tube 2, and  $\text{HNO}_3(\text{aq})$  was added last with the end result shown in test tube 3.

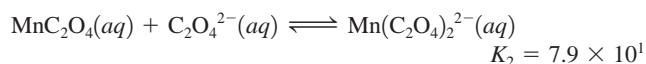
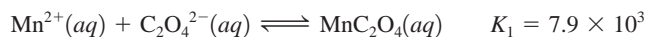


Explain the results shown in each test tube. Include a balanced equation for the reaction(s) taking place.

74. The solubility of copper(II) hydroxide in water can be increased by adding either the base  $\text{NH}_3$  or the acid  $\text{HNO}_3$ . Explain. Would added  $\text{NH}_3$  or  $\text{HNO}_3$  have the same effect on the solubility of silver acetate or silver chloride? Explain.

### ► Connecting to Biochemistry

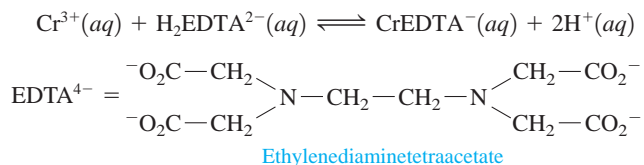
75. The  $K_{sp}$  of hydroxyapatite,  $\text{Ca}_5(\text{PO}_4)_3\text{OH}$ , is  $6.8 \times 10^{-37}$ . Calculate the solubility of hydroxyapatite in pure water in moles per liter. How is the solubility of hydroxyapatite affected by adding acid? When hydroxyapatite is treated with fluoride, the mineral fluorapatite,  $\text{Ca}_5(\text{PO}_4)_3\text{F}$ , forms. The  $K_{sp}$  of this substance is  $1 \times 10^{-60}$ . Calculate the solubility of fluorapatite in water. How do these calculations provide a rationale for the fluoridation of drinking water?
76. The U.S. Public Health Service recommends the fluoridation of water as a means for preventing tooth decay. The recommended concentration is 1 mg  $\text{F}^-$  per liter. The presence of calcium ions in hard water can precipitate the added fluoride. What is the maximum molarity of calcium ions in hard water if the fluoride concentration is at the USPHS recommended level? ( $K_{sp}$  for  $\text{CaF}_2 = 4.0 \times 10^{-11}$ )
77. Cream of tartar, a common ingredient in cooking, is the common name for potassium bitartrate (abbreviated KBT, 188.2 g/mol). Historically, KBT was a crystalline solid that formed on the casks of wine barrels during the fermentation process. Calculate the maximum mass of KBT that can dissolve in 250.0 mL of solution to make a saturated solution. The  $K_{sp}$  value for KBT is  $3.8 \times 10^{-4}$ .
78. Barium sulfate is a contrast agent for X-ray scans that are most often associated with the gastrointestinal tract. Calculate the mass of  $\text{BaSO}_4$  that can dissolve in 100.0 mL of solution. The  $K_{sp}$  value for  $\text{BaSO}_4$  is  $1.5 \times 10^{-9}$ .
79. There are many different three-dimensional shapes that proteins adopt to perform important functions in the body. A common characteristic found in many transcription factors and regulatory proteins is zinc fingers, where a zinc atom plays an important role in the structure and function of the protein. For this reason, different forms of zinc are often found in commercial vitamin supplements, including zinc sulfate. If the solubility of  $\text{ZnSO}_4$  is 54.0 g per 100.0 mL of solution, calculate the  $K_{sp}$  value.
80.  $\text{Mg}(\text{OH})_2$  is the main ingredient in the antacid TUMS and has a  $K_{sp}$  value of  $8.9 \times 10^{-12}$ . If a 10.0-g sample of  $\text{Mg}(\text{OH})_2$  is placed in 500.0 mL of solution, calculate the moles of  $\text{OH}^-$  ions present. Because the  $K_{sp}$  value for  $\text{Mg}(\text{OH})_2$  is small, not a lot of solid dissolves in solution. Explain how  $\text{Mg}(\text{OH})_2$  works to neutralize large amounts of stomach acids.
81. Nanotechnology has become an important field, with applications ranging from high-density data storage to the design of “nano machines.” One common building block of nanostructured architectures is manganese oxide nanoparticles. The particles can be formed from manganese oxalate nanorods, the formation of which can be described as follows:



Calculate the value for the overall formation constant for  $\text{Mn}(\text{C}_2\text{O}_4)_2^{2-}$ :

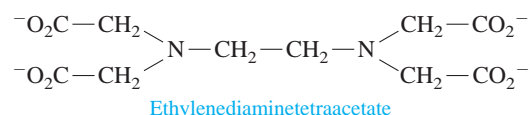
$$K = \frac{[\text{Mn}(\text{C}_2\text{O}_4)_2^{2-}]}{[\text{Mn}^{2+}][\text{C}_2\text{O}_4^{2-}]^2}$$

82. The equilibrium constant for the following reaction is  $1.0 \times 10^{23}$ :

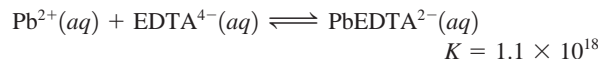


EDTA is used as a complexing agent in chemical analysis. Solutions of EDTA, usually containing the disodium salt  $\text{Na}_2\text{H}_2\text{EDTA}$ , are used to treat heavy metal poisoning. Calculate  $[\text{Cr}^{3+}]$  at equilibrium in a solution originally 0.0010 M in  $\text{Cr}^{3+}$  and 0.050 M in  $\text{H}_2\text{EDTA}^{2-}$  and buffered at pH = 6.00.

83. Calculate the concentration of  $\text{Pb}^{2+}$  in each of the following.
- a saturated solution of  $\text{Pb}(\text{OH})_2$ ,  $K_{sp} = 1.2 \times 10^{-15}$
  - a saturated solution of  $\text{Pb}(\text{OH})_2$  buffered at pH = 13.00
  - Ethylenediaminetetraacetate ( $\text{EDTA}^{4-}$ ) is used as a complexing agent in chemical analysis and has the following structure:

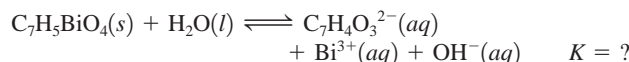


Solutions of  $\text{EDTA}^{4-}$  are used to treat heavy metal poisoning by removing the heavy metal in the form of a soluble complex ion. The reaction of  $\text{EDTA}^{4-}$  with  $\text{Pb}^{2+}$  is



Consider a solution with 0.010 mol  $\text{Pb}(\text{NO}_3)_2$  added to 1.0 L of an aqueous solution buffered at pH = 13.00 and containing 0.050 M  $\text{Na}_4\text{EDTA}$ . Does  $\text{Pb}(\text{OH})_2$  precipitate from this solution?

84. The active ingredient of Pepto-Bismol is the compound bismuth subsalicylate, which undergoes the following dissociation when added to water:



If the maximum amount of bismuth subsalicylate that reacts by this reaction is  $3.2 \times 10^{-19}$  mol/L, calculate the equilibrium constant for the preceding reaction.

### ► Additional Exercises

85. A solution contains 0.018 mol each of  $\text{I}^-$ ,  $\text{Br}^-$ , and  $\text{Cl}^-$ . When the solution is mixed with 200. mL of 0.24 M  $\text{AgNO}_3$ , what mass of  $\text{AgCl}(\text{s})$  precipitates out, and what is  $[\text{Ag}^+]$ ? Assume no volume change.

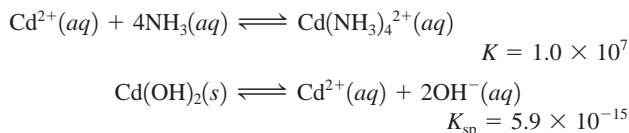
$$\text{AgI: } K_{sp} = 1.5 \times 10^{-16}$$

$$\text{AgBr: } K_{sp} = 5.0 \times 10^{-13}$$

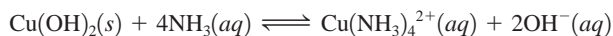
$$\text{AgCl: } K_{sp} = 1.6 \times 10^{-10}$$

86. You have two salts,  $\text{AgX}$  and  $\text{AgY}$ , with very similar  $K_{sp}$  values. You know that  $K_a$  for  $\text{HX}$  is much greater than  $K_a$  for  $\text{HY}$ . Which salt is more soluble in acidic solution? Explain.

87. What mass of  $\text{Ca}(\text{NO}_3)_2$  must be added to 1.0 L of a 1.0 M HF solution to begin precipitation of  $\text{CaF}_2(s)$ ? For  $\text{CaF}_2$ ,  $K_{\text{sp}} = 4.0 \times 10^{-11}$  and  $K_{\text{a}}$  for HF =  $7.2 \times 10^{-4}$ . Assume no volume change on addition of  $\text{Ca}(\text{NO}_3)_2(s)$ .
88. Calculate the mass of manganese hydroxide present in 1300 mL of a saturated manganese hydroxide solution. For  $\text{Mn}(\text{OH})_2$ ,  $K_{\text{sp}} = 2.0 \times 10^{-13}$ .
89. On a hot day, a 200.0-mL sample of a saturated solution of  $\text{PbI}_2$  was allowed to evaporate until dry. If 240 mg of solid  $\text{PbI}_2$  was collected after evaporation was complete, calculate the  $K_{\text{sp}}$  value for  $\text{PbI}_2$  on this hot day.
90. Will a precipitate of  $\text{Cd}(\text{OH})_2$  form if 1.0 mL of 1.0 M  $\text{Cd}(\text{NO}_3)_2$  is added to 1.0 L of 5.0 M  $\text{NH}_3$ ?



91. a. Using the  $K_{\text{sp}}$  value for  $\text{Cu}(\text{OH})_2$  ( $1.6 \times 10^{-19}$ ) and the overall formation constant for  $\text{Cu}(\text{NH}_3)_4^{2+}$  ( $1.0 \times 10^{13}$ ), calculate the value for the equilibrium constant for the following reaction:



- b. Use the value of the equilibrium constant you calculated in part a to calculate the solubility (in mol/L) of  $\text{Cu}(\text{OH})_2$  in 5.0 M  $\text{NH}_3$ . In 5.0 M  $\text{NH}_3$  the concentration of  $\text{OH}^-$  is 0.0095 M.
92. Describe how you could separate the ions in each of the following groups by selective precipitation.
- a.  $\text{Ag}^+$ ,  $\text{Mg}^{2+}$ ,  $\text{Cu}^{2+}$       c.  $\text{Pb}^{2+}$ ,  $\text{Bi}^{3+}$   
 b.  $\text{Pb}^{2+}$ ,  $\text{Ca}^{2+}$ ,  $\text{Fe}^{2+}$
93. The solubility rules outlined in Chapter 4 say that  $\text{Ba}(\text{OH})_2$ ,  $\text{Sr}(\text{OH})_2$ , and  $\text{Ca}(\text{OH})_2$  are marginally soluble hydroxides. Calculate the pH of a saturated solution of each of these marginally soluble hydroxides.
94. In the chapter discussion of precipitate formation, we ran the precipitation reaction to completion and then let some of the precipitate redissolve to get back to equilibrium. To see why, redo Example 16.6, where

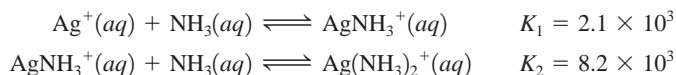
Initial Concentration (mol/L)	Equilibrium Concentration (mol/L)
$[\text{Mg}^{2+}]_0 = 3.75 \times 10^{-3}$	$[\text{Mg}^{2+}] = 3.75 \times 10^{-3} - y$
$[\text{F}^-]_0 = 6.25 \times 10^{-2}$	$[\text{F}^-] = 6.25 \times 10^{-2} - 2y$
$y \text{ mol/Mg}^{2+}$ reacts to form $\text{MgF}_2$	

## ► Challenge Problems

95. The copper(I) ion forms a complex ion with  $\text{CN}^-$  according to the following equation:
- $$\text{Cu}^+(aq) + 3\text{CN}^-(aq) \rightleftharpoons \text{Cu}(\text{CN})_3^{2-}(aq) \quad K_{\text{f}} = 1.0 \times 10^{11}$$
- a. Calculate the solubility of  $\text{CuBr}(s)$  ( $K_{\text{sp}} = 1.0 \times 10^{-5}$ ) in 1.0 L of 1.0 M NaCN.

- b. Calculate the concentration of  $\text{Br}^-$  at equilibrium.  
 c. Calculate the concentration of  $\text{CN}^-$  at equilibrium.

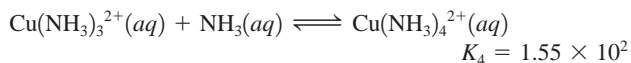
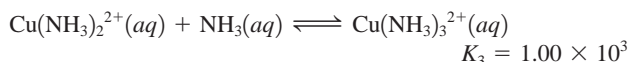
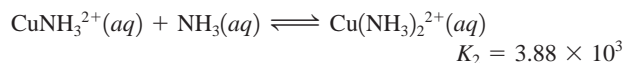
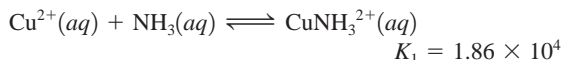
96. Consider a solution made by mixing 500.0 mL of 4.0 M  $\text{NH}_3$  and 500.0 mL of 0.40 M  $\text{AgNO}_3$ .  $\text{Ag}^+$  reacts with  $\text{NH}_3$  to form  $\text{AgNH}_3^+$  and  $\text{Ag}(\text{NH}_3)_2^+$ :



Determine the concentration of all species in solution.

97. a. Calculate the molar solubility of  $\text{AgBr}$  in pure water.  $K_{\text{sp}}$  for  $\text{AgBr}$  is  $5.0 \times 10^{-13}$ .  
 b. Calculate the molar solubility of  $\text{AgBr}$  in 3.0 M  $\text{NH}_3$ . The overall formation constant for  $\text{Ag}(\text{NH}_3)_2^+$  is  $1.7 \times 10^7$ , that is,
- $$\text{Ag}^+(aq) + 2\text{NH}_3(aq) \longrightarrow \text{Ag}(\text{NH}_3)_2^+(aq) \quad K = 1.7 \times 10^7.$$
- c. Compare the calculated solubilities from parts a and b. Explain any differences.  
 d. What mass of  $\text{AgBr}$  will dissolve in 250.0 mL of 3.0 M  $\text{NH}_3$ ?  
 e. What effect does adding  $\text{HNO}_3$  have on the solubilities calculated in parts a and b?

98. Calculate the equilibrium concentrations of  $\text{NH}_3$ ,  $\text{Cu}^{2+}$ ,  $\text{Cu}(\text{NH}_3)^{2+}$ ,  $\text{Cu}(\text{NH}_3)_2^{2+}$ ,  $\text{Cu}(\text{NH}_3)_3^{2+}$ , and  $\text{Cu}(\text{NH}_3)_4^{2+}$  in a solution prepared by mixing 500.0 mL of 3.00 M  $\text{NH}_3$  with 500.0 mL of  $2.00 \times 10^{-3}$  M  $\text{Cu}(\text{NO}_3)_2$ . The stepwise equilibria are



99. Calculate the solubility of  $\text{AgCN}(s)$  ( $K_{\text{sp}} = 2.2 \times 10^{-12}$ ) in a solution containing 1.0 M  $\text{H}^+$ . ( $K_{\text{a}}$  for HCN is  $6.2 \times 10^{-10}$ .)
100. Calcium oxalate ( $\text{CaC}_2\text{O}_4$ ) is relatively insoluble in water ( $K_{\text{sp}} = 2 \times 10^{-9}$ ). However, calcium oxalate is more soluble in acidic solution. How much more soluble is calcium oxalate in 0.10 M  $\text{H}^+$  than in pure water? In pure water, ignore the basic properties of  $\text{C}_2\text{O}_4^{2-}$ .
101. What is the maximum possible concentration of  $\text{Ni}^{2+}$  ion in water at 25°C that is saturated with 0.10 M  $\text{H}_2\text{S}$  and maintained at pH 3.0 with HCl?
102. A mixture contains  $1.0 \times 10^{-3}$  M  $\text{Cu}^{2+}$  and  $1.0 \times 10^{-3}$  M  $\text{Mn}^{2+}$  and is saturated with 0.10 M  $\text{H}_2\text{S}$ . Determine a pH where  $\text{CuS}$  precipitates but  $\text{MnS}$  does not precipitate.  $K_{\text{sp}}$  for  $\text{CuS} = 8.5 \times 10^{-45}$  and  $K_{\text{sp}}$  for  $\text{MnS} = 2.3 \times 10^{-13}$ .
103. Sodium tripolyphosphate ( $\text{Na}_5\text{P}_3\text{O}_{10}$ ) is used in many synthetic detergents. Its major effect is to soften the water by complexing  $\text{Mg}^{2+}$  and  $\text{Ca}^{2+}$  ions. It also increases the efficiency of surfactants, or wetting agents that lower a liquid's surface tension. The  $K$  value for the formation of  $\text{MgP}_3\text{O}_{10}^{3-}$  is  $4.0 \times 10^8$ . The reaction is  $\text{Mg}^{2+} + \text{P}_3\text{O}_{10}^{5-} \rightleftharpoons \text{MgP}_3\text{O}_{10}^{3-}$ . Calculate the concentration of  $\text{Mg}^{2+}$  in a solution that was originally 50. ppm  $\text{Mg}^{2+}$  (50. mg/L of solution) after 40. g  $\text{Na}_5\text{P}_3\text{O}_{10}$  is added to 1.0 L of the solution.

104. You add an excess of solid MX in 250 g water. You measure the freezing point and find it to be  $-0.028^{\circ}\text{C}$ . What is the  $K_{\text{sp}}$  of the solid? Assume the density of the solution is  $1.0 \text{ g/cm}^3$ .
105. a. Calculate the molar solubility of  $\text{SrF}_2$  in water, ignoring the basic properties of  $\text{F}^-$ . (For  $\text{SrF}_2$ ,  $K_{\text{sp}} = 7.9 \times 10^{-10}$ .)  
 b. Would the measured molar solubility of  $\text{SrF}_2$  be greater than or less than the value calculated in part a? Explain.  
 c. Calculate the molar solubility of  $\text{SrF}_2$  in a solution buffered at  $\text{pH} = 2.00$ . ( $K_{\text{a}}$  for  $\text{HF}$  is  $7.2 \times 10^{-4}$ .)

### ► Integrative Problems

These problems require the integration of multiple concepts to find the solutions.

106. A solution saturated with a salt of the type  $\text{M}_3\text{X}_2$  has an osmotic pressure of  $2.64 \times 10^{-2} \text{ atm}$  at  $25^{\circ}\text{C}$ . Calculate the  $K_{\text{sp}}$  value for the salt, assuming ideal behavior.
107. Consider 1.0 L of an aqueous solution that contains 0.10 M sulfuric acid to which 0.30 mol barium nitrate is added. Assuming no change in volume of the solution, determine the pH, the concentration of barium ions in the final solution, and the mass of solid formed.
108. The  $K_{\text{sp}}$  for  $\text{Q}$ , a slightly soluble ionic compound composed of  $\text{M}_2^{2+}$  and  $\text{X}^-$  ions, is  $4.5 \times 10^{-29}$ . The electron configuration of  $\text{M}^+$  is  $[\text{Xe}]6s^14f^{14}5d^{10}$ . The  $\text{X}^-$  anion has 54 electrons. What is the molar solubility of  $\text{Q}$  in a solution of  $\text{NaX}$  prepared by dissolving 1.98 g  $\text{NaX}$  in 150. mL solution?

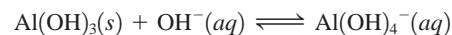
### ► Marathon Problem\*

This problem is designed to incorporate several concepts and techniques into one situation.

109. Aluminum ions react with the hydroxide ion to form the precipitate  $\text{Al}(\text{OH})_3(\text{s})$ , but can also react to form the soluble complex ion  $\text{Al}(\text{OH})_4^-$ . In terms of solubility,  $\text{Al}(\text{OH})_3(\text{s})$  will be more soluble in very acidic solutions as well as more soluble in very basic solutions.
- a. Write equations for the reactions that occur to increase the solubility of  $\text{Al}(\text{OH})_3(\text{s})$  in very acidic solutions and in very basic solutions.
- b. Let's study the pH dependence of the solubility of  $\text{Al}(\text{OH})_3(\text{s})$  in more detail. Show that the solubility of  $\text{Al}(\text{OH})_3$ , as a function of  $[\text{H}^+]$ , obeys the equation

$$S = [\text{H}^+]^3 K_{\text{sp}} / K_{\text{w}}^3 + K K_{\text{w}} / [\text{H}^+]$$

where  $S = \text{solubility} = [\text{Al}^{3+}] + [\text{Al}(\text{OH})_4^-]$  and  $K$  is the equilibrium constant for



- c. The value of  $K$  is 40.0 and  $K_{\text{sp}}$  for  $\text{Al}(\text{OH})_3$  is  $2 \times 10^{-32}$ . Plot the solubility of  $\text{Al}(\text{OH})_3$  in the pH range 4–12.

\*Used with permission from the *Journal of Chemical Education*, Vol. 68, No. 11, 1991, pp. 919–922; copyright © 1991, Division of Chemical Education, Inc.



# Spontaneity, Entropy, and Free Energy

- 17.1 ▶ Spontaneous Processes and Entropy
- 17.2 ▶ Entropy and the Second Law of Thermodynamics
- 17.3 ▶ The Effect of Temperature on Spontaneity
- 17.4 ▶ Free Energy
- 17.5 ▶ Entropy Changes in Chemical Reactions
- 17.6 ▶ Free Energy and Chemical Reactions
- 17.7 ▶ The Dependence of Free Energy on Pressure  
The Meaning of  $\Delta G$  for a Chemical Reaction
- 17.8 ▶ Free Energy and Equilibrium  
The Temperature Dependence of  $K$
- 17.9 ▶ Free Energy and Work



Solid carbon dioxide (dry ice), when placed in water, causes violent bubbling as gaseous  $\text{CO}_2$  is released. The “fog” is moisture condensed from the cold air.

**T**he *first law of thermodynamics* is a statement of the law of conservation of energy: Energy can be neither created nor destroyed. In other words, *the energy of the universe is constant*. Although the total energy is constant, the various forms of energy can be interchanged in physical and chemical processes. For example, if you drop a book, some of the initial potential energy of the book is changed to kinetic energy, which is then transferred to the atoms in the air and the floor as random motion. The net effect of this process is to change a given quantity of potential energy to exactly the same quantity of thermal energy. Energy has been converted from one form to another, but the same quantity of energy exists before and after the process.

Now let's consider a chemical example. When methane is burned in excess oxygen, the major reaction is



This reaction produces a quantity of energy, which is released as heat. This energy flow results from the lowering of the potential energy stored in the bonds of  $\text{CH}_4$  and  $\text{O}_2$  as they react to form  $\text{CO}_2$  and  $\text{H}_2\text{O}$ . This is illustrated in Fig. 17.1. Potential energy has been converted to thermal energy, but the energy content of the universe has remained constant in accordance with the first law of thermodynamics.

The first law of thermodynamics is used mainly for energy bookkeeping, that is, to answer such questions as

How much energy is involved in the change?

Does energy flow into or out of the system?

What form does the energy finally assume?

Although the first law of thermodynamics provides the means for accounting for energy, it gives no hint as to why a particular process occurs in a given direction. This is the main question to be considered in this chapter.

The first law of thermodynamics: The energy of the universe is constant.

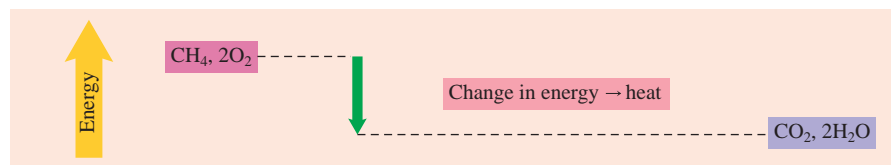
## 17.1 ► Spontaneous Processes and Entropy

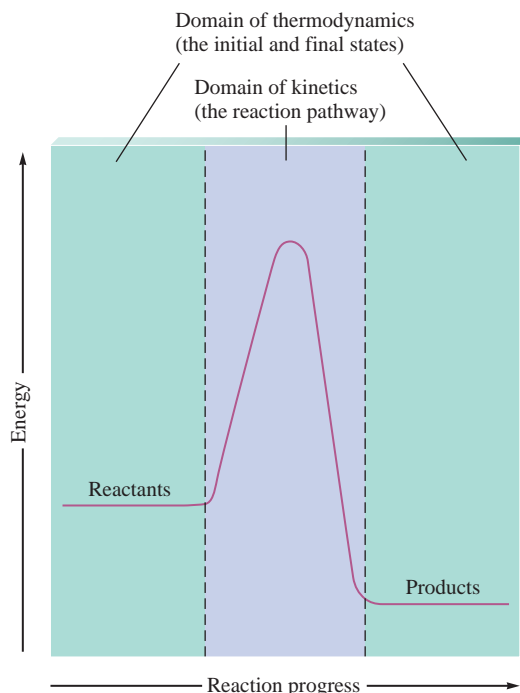
A process is said to be *spontaneous* if it *occurs without outside intervention*. **Spontaneous processes** may be fast or slow. As we will see in this chapter, thermodynamics can tell us the *direction* in which a process will occur but can say nothing about the *speed* of the process. As we saw in Chapter 12, the rate of a reaction depends on many factors, such as activation energy, temperature, concentration, and catalysts, and we were able to explain these effects using a simple collision model. In describing a chemical reaction, the discipline of chemical kinetics focuses on the pathway between reactants and products; thermodynamics considers only the initial and final states

Spontaneous does not mean fast.

**Figure 17.1**

When methane and oxygen react to form carbon dioxide and water, the products have lower potential energy than the reactants. This change in potential energy results in energy flow (heat) to the surroundings.





**Figure 17.2**

The rate of a reaction depends on the pathway from reactants to products; this is the domain of kinetics. Thermodynamics tells us whether a reaction is spontaneous based only on the properties of the reactants and products. The predictions of thermodynamics do not require knowledge of the pathway between reactants and products.

and does not require knowledge of the pathway between reactants and products (see Fig. 17.2).

In summary, thermodynamics lets us predict whether a process will occur but gives no information about the amount of time required for the process. For example, according to the principles of thermodynamics, a diamond should change spontaneously to graphite. The fact that we do not observe this process does not mean the prediction is wrong; it simply means the process is very slow. Thus we need both thermodynamics and kinetics to describe reactions fully.

To explore the idea of spontaneity, consider the following physical and chemical processes:

A ball rolls down a hill but never spontaneously rolls back up the hill.

If exposed to air and moisture, steel rusts spontaneously. However, the iron oxide in rust does not spontaneously change back to iron metal and oxygen gas.

A gas fills its container uniformly. It never spontaneously collects at one end of the container.

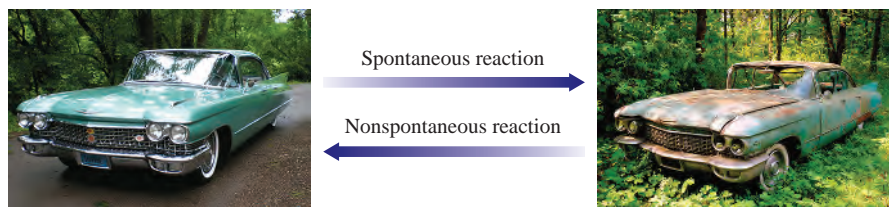
Heat flow always occurs from a hot object to a cooler one. The reverse process never occurs spontaneously.

Wood burns spontaneously in an exothermic reaction to form carbon dioxide and water, but wood is not formed when carbon dioxide and water are heated together.

At temperatures below  $0^{\circ}\text{C}$ , water spontaneously freezes, and at temperatures above  $0^{\circ}\text{C}$ , ice spontaneously melts.

What thermodynamic principle will provide an explanation of why, under a given set of conditions, each of these diverse processes occurs in one direction and never in the reverse? In searching for an answer, we could explain the behavior of a ball on a hill in terms of gravity. But what does gravity have to do with the rusting of a nail or the freezing of water? Early developers of thermodynamics thought that exothermicity might be the key—that a process would be spontaneous if it were exothermic. Although this factor

Iron spontaneously rusts when it comes in contact with water.



does appear to be important, since many spontaneous processes are exothermic, it is not the total answer. For example, the melting of ice, which occurs spontaneously at temperatures greater than  $0^{\circ}\text{C}$ , is an endothermic process.

What common characteristic causes the processes listed above to be spontaneous in one direction only? After many years of observation, scientists have concluded that the characteristic common to all spontaneous processes is an increase in a property called **entropy**, denoted by the symbol  $S$ . The driving force for a spontaneous process is an increase in the entropy of the universe.

What is entropy? Although there is no simple definition that is completely accurate, *entropy can be viewed as a measure of molecular randomness or disorder*. The natural progression of things is from order to disorder, from lower entropy to higher entropy. To illustrate the natural tendency toward disorder, you only have to think about the condition of your room. Your room naturally tends to get messy (disordered), because an ordered room requires everything to be in its place. There are simply many more ways for things to be out of place than for them to be in their places.

As another example, suppose you have a deck of playing cards ordered in some particular way. You throw these cards into the air and pick them all up at random. Looking at the new sequence of the cards, you would be very surprised to find that it matched the original order. Such an event would be possible, but *very improbable*. There are billions of ways for the deck to be disordered, but only one way to be ordered according to your definition. Thus the chances of picking the cards up out of order are much greater than the chance of picking them up in order. It is natural for disorder to increase.

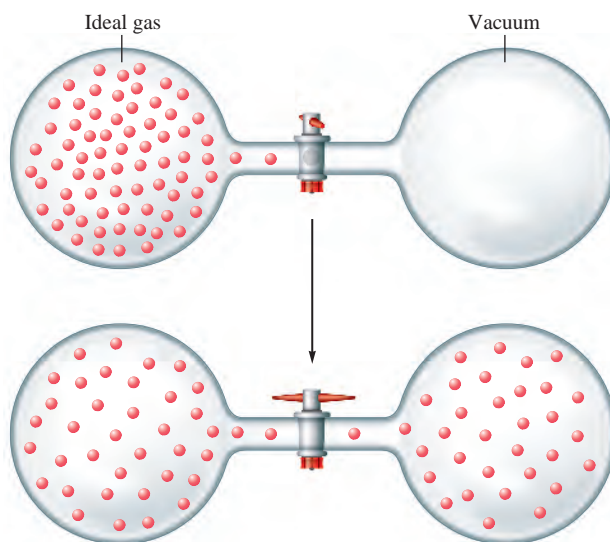
Entropy is a thermodynamic function that describes the *number of arrangements* (positions and/or energy levels) that are *available to a system* existing in a given state. Entropy is closely associated with probability. The key concept is that the more ways a particular state can be achieved, the greater is the likelihood (probability) of finding that state. In other words, *nature spontaneously proceeds toward the states that have the highest probabilities of existing*. This conclusion is not surprising at all. The difficulty comes in connecting this concept to real-life processes. For example, what does the spontaneous rusting of steel have to do with probability? Understanding the connection between entropy and spontaneity will allow us to answer such questions. We will begin to explore this connection by considering a very simple process, the expansion of an ideal gas into a vacuum, as represented in Fig. 17.3. Why is this process spontaneous? The driving force is probability. Because there are more ways of having the gas evenly spread throughout the container than there are ways for it to be in any other possible state, the gas spontaneously attains the uniform distribution.

To understand this conclusion, we will greatly simplify the system and consider the possible arrangements of only four gas molecules in the two-bulbed container (Fig. 17.4). How many ways can each arrangement (state) be achieved? Arrangements I and V can be achieved in only one way—all the molecules must be in one end. Arrangements II and V can be achieved in four ways, as shown in Table 17.1. Each configuration that gives a particular arrangement is called a *microstate*. Arrangement I has one microstate, and arrangement II has four microstates. Arrangement III can be achieved in six ways (six microstates), as shown in Table 17.1. *Which arrangement is most likely to occur?* The one that can be

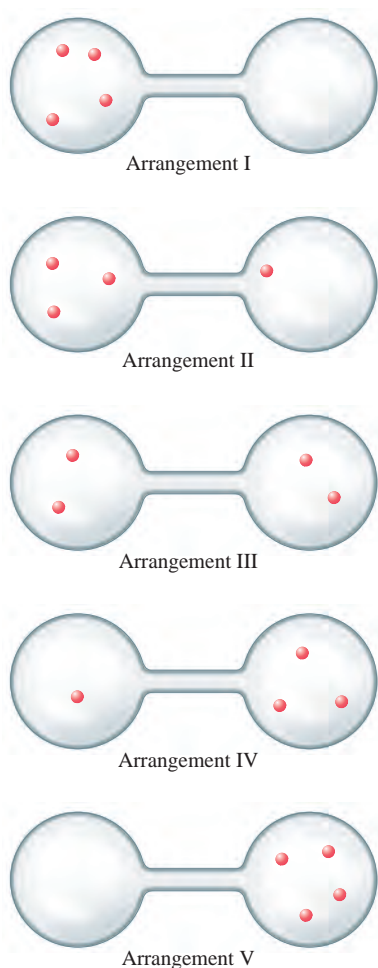


A disordered pile of playing cards.

Probability refers to likelihood.



**Figure 17.3**  
The expansion of an ideal gas into an evacuated bulb.



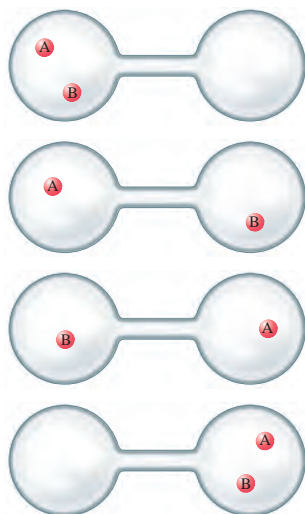
**Figure 17.4**  
Possible arrangements (states) of four molecules in a two-bulb flask.

achieved in the greatest number of ways. Thus arrangement III is most probable. The relative probabilities of arrangements III, II, and I are 6 : 4 : 1. We have discovered an important principle: The probability of occurrence of a particular arrangement (state) depends on the number of ways (microstates) in which that arrangement can be achieved.

**Table 17.1** ▶ The Microstates That Give a Particular Arrangement (State)

Arrangement	Microstates	Number of Microstates
I		1
II		4
III		6
IV		4
V		1

For two molecules in the flask, there are four possible microstates:



Thus there is one chance in four of finding

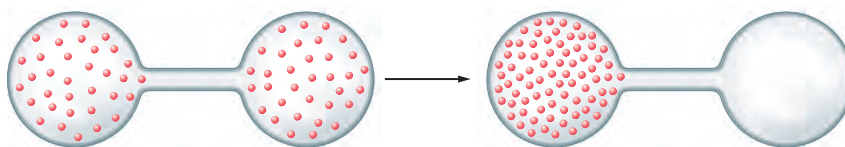


**Table 17.2** ▶ Probability of Finding All the Molecules in the Left Bulb as a Function of the Total Number of Molecules

Number of Molecules	Relative Probability of Finding All Molecules in the Left Bulb
1	$\frac{1}{2}$
2	$\frac{1}{2} \times \frac{1}{2} = \frac{1}{2^2} = \frac{1}{4}$
3	$\frac{1}{2} \times \frac{1}{2} \times \frac{1}{2} = \frac{1}{2^3} = \frac{1}{8}$
5	$\frac{1}{2} \times \frac{1}{2} \times \frac{1}{2} \times \frac{1}{2} \times \frac{1}{2} = \frac{1}{2^5} = \frac{1}{32}$
10	$\frac{1}{2^{10}} = \frac{1}{1024}$
$n$	$\frac{1}{2^n} = \left(\frac{1}{2}\right)^n$
$6 \times 10^{23}$ (1 mole)	$\left(\frac{1}{2}\right)^{6 \times 10^{23}} \approx 10^{-(2 \times 10^{23})}$

The consequences of this principle are dramatic for large numbers of molecules. One gas molecule in the flask in Fig. 17.4 has one chance in two of being in the left bulb. We say that the probability of finding the molecule in the left bulb is  $\frac{1}{2}$ . For two molecules in the flask, there is one chance in two of finding each molecule in the left bulb, so there is one chance in four ( $\frac{1}{2} \times \frac{1}{2} = \frac{1}{4}$ ) that *both* molecules will be in the left bulb. As the number of molecules increases, the relative probability of finding all of them in the left bulb decreases, as shown in Table 17.2. For 1 mole of gas, the probability of finding all the molecules in the left bulb is so small that this arrangement would “never” occur.

Thus a gas placed in one end of a container will spontaneously expand to fill the entire vessel evenly because, for a large number of gas molecules, there is a huge number of microstates in which equal numbers of molecules are in both ends. On the other hand, the opposite process,



although not impossible, is *highly* improbable, since only one microstate leads to this arrangement. Therefore, this process does not occur spontaneously.

The type of probability we have been considering in this example is called **positional probability** because it depends on the number of configurations in space (positional microstates) that yield a particular state. A gas expands into a vacuum to give a uniform distribution because the expanded state has the highest positional probability, that is, the largest entropy, of the states available to the system.

Positional probability is also illustrated by changes of state. In general, positional entropy increases in going from solid to liquid to gas. A mole of a substance has a much smaller volume in the solid state than it does in the gaseous state. In the solid state, the molecules are close together, with relatively few positions available to them; in the gaseous

Solid, liquid, and gaseous states were compared in Chapter 10.

Solids are more ordered than liquids or gases and thus have lower entropy.

state, the molecules are far apart, with many more positions available to them. The liquid state is closer to the solid state than it is to the gaseous state in these terms. We can summarize these comparisons as follows:



The tendency to mix is due to the increased volume available to the particles of each component of the mixture. For example, when two liquids are mixed, the molecules of each liquid have more available volume and thus more available positions.

Positional entropy is also very important in the formation of solutions. In Chapter 11 we saw that solution formation is favored by the natural tendency for substances to mix. We can now be more precise. The entropy change associated with the mixing of two pure substances is expected to be positive. An increase in entropy is expected because there are many more microstates for the mixed condition than for the separated condition. This effect is due principally to the increased volume available to a given “particle” after mixing occurs. For example, when two liquids are mixed to form a solution, the molecules of each liquid have more available volume and thus more available positions. Therefore, the increase in positional entropy associated with mixing favors the formation of solutions.

### EXAMPLE 17.1 Positional Entropy

For each of the following pairs, choose the substance with the higher positional entropy (per mole) at a given temperature.

- Solid  $\text{CO}_2$  and gaseous  $\text{CO}_2$
- $\text{N}_2$  gas at 1 atm and  $\text{N}_2$  gas at  $1.0 \times 10^{-2}$  atm

#### Solution

- Since a mole of gaseous  $\text{CO}_2$  has the greater volume by far, the molecules have many more available positions than in a mole of solid  $\text{CO}_2$ . Thus gaseous  $\text{CO}_2$  has the higher positional entropy.
- A mole of  $\text{N}_2$  gas at  $1 \times 10^{-2}$  atm has a volume 100 times that (at a given temperature) of a mole of  $\text{N}_2$  gas at 1 atm. Thus  $\text{N}_2$  gas at  $1 \times 10^{-2}$  atm has the higher positional entropy.

SEE EXERCISE 17.27

### EXAMPLE 17.2 Predicting Entropy Changes

Predict the sign of the entropy change for each of the following processes.

- Solid sugar is added to water to form a solution.
- Iodine vapor condenses on a cold surface to form crystals.

**Solution**

- a. The sugar molecules become randomly dispersed in the water when the solution forms and thus have access to a larger volume and a larger number of possible positions. The positional disorder is increased, and there will be an increase in entropy.  $\Delta S$  is positive, since the final state has a larger entropy than the initial state, and  $\Delta S = S_{\text{final}} - S_{\text{initial}}$ .
- b. Gaseous iodine is forming a solid. This process involves a change from a relatively large volume to a much smaller volume, which results in lower positional disorder. For this process  $\Delta S$  is negative (the entropy decreases).

SEE EXERCISE 17.28

## 17.2 ► Entropy and the Second Law of Thermodynamics

The total energy of the universe is constant, but the entropy is increasing.

We have seen that processes are spontaneous when they result in an increase in disorder. Nature always moves toward the most probable state available to it. We can state this principle in terms of entropy: In any spontaneous process there is always an increase in the entropy of the universe. This is the **second law of thermodynamics**. Contrast this with the first law of thermodynamics, which tells us that the energy of the universe is constant. Energy is conserved in the universe, but entropy is not. In fact, the second law can be paraphrased as follows: *The entropy of the universe is increasing.*

As in Chapter 6, we find it convenient to divide the universe into a system and the surroundings. Thus we can represent the change in the entropy of the universe as

$$\Delta S_{\text{univ}} = \Delta S_{\text{sys}} + \Delta S_{\text{surr}}$$

where  $\Delta S_{\text{sys}}$  and  $\Delta S_{\text{surr}}$  represent the changes in entropy that occur in the system and surroundings, respectively.

To predict whether a given process will be spontaneous, we must know the sign of  $\Delta S_{\text{univ}}$ . If  $\Delta S_{\text{univ}}$  is positive, the entropy of the universe increases, and the process is spontaneous in the direction written. If  $\Delta S_{\text{univ}}$  is negative, the process is spontaneous in the *opposite* direction. If  $\Delta S_{\text{univ}}$  is zero, the process has no tendency to occur, and the system is at equilibrium. To predict whether a process is spontaneous, we must consider the entropy changes that occur both in the system and in the surroundings and then take their sum.

**EXAMPLE 17.3****The Second Law**

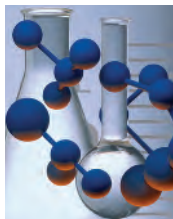
In a living cell, large molecules are assembled from simple ones. Is this process consistent with the second law of thermodynamics?

**Solution**

To reconcile the operation of an order-producing cell with the second law of thermodynamics, we must remember that  $\Delta S_{\text{univ}}$ , not  $\Delta S_{\text{sys}}$ , must be positive for a process to be spontaneous. A process for which  $\Delta S_{\text{sys}}$  is negative can be spontaneous if the associated  $\Delta S_{\text{surr}}$  is both larger and positive. The operation of a cell is such a process.

SEE QUESTIONS 17.11 AND 17.12





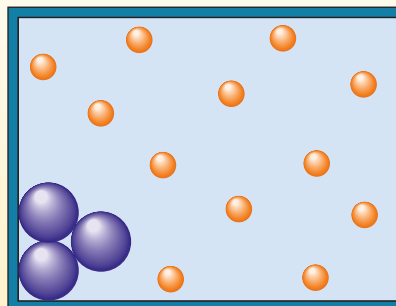
## chemical connections

### Entropy: An Organizing Force?

In this text we have emphasized the meaning of the second law of thermodynamics—that the entropy of the universe is always increasing. Although the results of all our experiments support this conclusion, this does not mean that order cannot appear spontaneously in a given part of the universe. The best example of this phenomenon involves the assembly of cells in living organisms. Of course, when a process that creates an ordered system is examined in detail, it is found that other parts of the process involve an increase in disorder such that the sum of all the entropy changes is positive. In fact, scientists are now finding that the search for maximum entropy in one part of a system can be a powerful force for organization in another part of the system.

To understand how entropy can be an organizing force, look at the accompanying figure. In a system containing large and small “balls” as shown in the figure, the small balls can “herd” the large balls into clumps in the corners and near the walls. This clears out the maximum space for the small balls so that they can move more freely, thus maximizing the entropy of the system, as demanded by the second law of thermodynamics.

In essence, the ability to maximize entropy by sorting different-sized objects creates a kind of attractive force, called a *depletion*, or *excluded-volume, force*. These “entropic forces” operate for objects in the size range of approximately  $10^{-8}$  to approximately  $10^{-6}$  m. For entropy-induced ordering to occur, the particles must be constantly jostling each other and must be constantly agitated by solvent molecules, thus making gravity unimportant.



There is increasing evidence that entropic ordering is important in many biological systems. For example, this phenomenon seems to be responsible for the clumping of sickle-cell hemoglobin in the presence of much smaller proteins that act as the “smaller balls.” Entropic forces also have been linked to the clustering of DNA in cells without nuclei, and Allen Minton of the National Institutes of Health in Bethesda, Maryland, is studying the role of entropic forces in the binding of proteins to cell membranes.

Entropic ordering also appears in nonbiological settings, especially in the ways polymer molecules clump together. For example, polymers added to paint to improve the flow characteristics of the paint actually caused it to coagulate because of depletion forces.

Thus, as you probably have concluded already, entropy is a complex issue. As entropy drives the universe to its ultimate death of maximum chaos, it provides some order along the way.

## 17.3 ► The Effect of Temperature on Spontaneity

To explore the interplay of  $\Delta S_{\text{sys}}$  and  $\Delta S_{\text{surr}}$  in determining the sign of  $\Delta S_{\text{univ}}$ , we will first discuss the change of state for one mole of water from liquid to gas,



considering the water to be the system and everything else the surroundings.

What happens to the entropy of water in this process? A mole of liquid water (18 grams) has a volume of approximately 18 mL. A mole of gaseous water at 1 atmosphere and  $100^\circ\text{C}$  occupies a volume of approximately 31 liters. Clearly, there are many more positions available to the water molecules in a volume of 31 L than in 18 mL, and the vaporization of water is favored by this increase in positional probability. That is, for this process the entropy of the system increases;  $\Delta S_{\text{sys}}$  has a positive sign.

What about the entropy change in the surroundings? Although we will not prove it here, entropy changes in the surroundings are determined primarily by the flow of energy



Boiling water to form steam increases its volume and thus its entropy.

In an endothermic process, heat flows from the surroundings into the system. In an exothermic process, heat flows into the surroundings from the system.

In a process occurring at constant temperature, the tendency for the system to lower its energy results from the positive value of  $\Delta S_{\text{surr}}$ .

into or out of the system as heat. To understand this, suppose an exothermic process transfers 50 J of energy as heat to the surroundings, where it becomes thermal energy, that is, kinetic energy associated with the random motions of atoms. Thus this flow of energy into the surroundings increases the random motions of atoms there and thereby increases the entropy of the surroundings. The sign of  $\Delta S_{\text{surr}}$  is positive. When an endothermic process occurs in the system, it produces the opposite effect. Heat flows from the surroundings to the system, and the random motions of the atoms in the surroundings decrease, decreasing the entropy of the surroundings. The vaporization of water is an endothermic process. Thus, for this change of state,  $\Delta S_{\text{surr}}$  is negative.

Remember it is the sign of  $\Delta S_{\text{univ}}$  that tells us whether the vaporization of water is spontaneous. We have seen that  $\Delta S_{\text{sys}}$  is positive and favors the process and that  $\Delta S_{\text{surr}}$  is negative and unfavorable. Thus the components of  $\Delta S_{\text{univ}}$  are in opposition. Which one controls the situation? The answer *depends on the temperature*. We know that at a pressure of 1 atmosphere, water changes spontaneously from liquid to gas at all temperatures above 100°C. Below 100°C, the opposite process (condensation) is spontaneous.

Since  $\Delta S_{\text{sys}}$  and  $\Delta S_{\text{surr}}$  are in opposition for the vaporization of water, the temperature must have an effect on the relative importance of these two terms. To understand why this is so, we must discuss in more detail the factors that control the entropy changes in the surroundings. The central idea is that the entropy changes in the surroundings are primarily determined by heat flow. An exothermic process in the system increases the entropy of the surroundings, because the resulting energy flow increases the random motions in the surroundings. This means that exothermicity is an important driving force for spontaneity. In earlier chapters we have seen that a system tends to undergo changes that lower its energy. We now understand the reason for this tendency. When a system at constant temperature moves to a lower energy, the energy it gives up is transferred to the surroundings, leading to an increase in entropy there.

The significance of exothermicity as a driving force *depends on the temperature at which the process occurs*. That is, the magnitude of  $\Delta S_{\text{surr}}$  depends on the temperature at which the heat is transferred. We will not attempt to prove this fact here. Instead, we offer an analogy. Suppose that you have \$50 to give away. Giving it to a millionaire would not create much of an impression—a millionaire has money to spare. However, to a poor college student, \$50 would represent a significant sum and would be received with considerable joy. The same principle can be applied to energy transfer via the flow of heat. If 50 J of energy is transferred to the surroundings, the impact of that event depends greatly on the temperature. If the temperature of the surroundings is very high, the atoms there are in rapid motion. The 50 J of energy will not make a large percent change in these motions. On the other hand, if 50 J of energy is transferred to the surroundings at a very low temperature, where atomic motion is slow, the energy will cause a large percent change in these motions. The impact of the transfer of a given quantity of energy as heat to or from the surroundings will be greater at lower temperatures.

For our purposes, there are two important characteristics of the entropy changes that occur in the surroundings:

1. *The sign of  $\Delta S_{\text{surr}}$  depends on the direction of the heat flow.* At constant temperature, an exothermic process in the system causes heat to flow into the surroundings, increasing the random motions and thus the entropy of the surroundings. For this case,  $\Delta S_{\text{surr}}$  is positive. The opposite is true for an endothermic process in a system at constant temperature. Note that although the driving force described here really results from the change in entropy, it is often described in terms of energy: Nature tends to seek the lowest possible energy.
2. *The magnitude of  $\Delta S_{\text{surr}}$  depends on the temperature.* The transfer of a given quantity of energy as heat produces a much greater percent change in the randomness of the surroundings at a low temperature than it does at a high temperature. Thus  $\Delta S_{\text{surr}}$  depends directly on the quantity of heat transferred and inversely on temperature. In

other words, the tendency for the system to lower its energy becomes a more important driving force at lower temperatures.

$$\begin{array}{l} \text{Driving force} \\ \text{provided by} \\ \text{the energy flow} \\ \text{(heat)} \end{array} = \begin{array}{l} \text{magnitude of the} \\ \text{entropy change of} \\ \text{the surroundings} \end{array} = \frac{\text{quantity of heat (J)}}{\text{temperature (K)}}$$

These ideas are summarized as follows:

$$\begin{array}{l} \text{Exothermic process:} \\ \text{Endothermic process:} \end{array} \quad \Delta S_{\text{surr}} = \pm \frac{\text{quantity of heat (J)}}{\text{temperature (K)}}$$

Exothermic process:  
 $\Delta S_{\text{surr}} = \text{positive}$

Endothermic process:  
 $\Delta S_{\text{surr}} = \text{negative}$

We can express  $\Delta S_{\text{surr}}$  in terms of the change in enthalpy  $\Delta H$  for a process occurring at constant pressure, since

$$\text{Heat flow (constant } P) = \text{change in enthalpy} = \Delta H$$

When no subscript is present, the quantity (for example,  $\Delta H$ ) refers to the system.

Recall that  $\Delta H$  consists of two parts: a sign and a number. The *sign* indicates the direction of flow, where a plus sign means into the system (endothermic) and a minus sign means out of the system (exothermic). The *number* indicates the quantity of energy.

Combining all these concepts produces the following definition of  $\Delta S_{\text{surr}}$  for a reaction that takes place under conditions of constant temperature (in kelvins) and pressure:

$$\Delta S_{\text{surr}} = -\frac{\Delta H}{T}$$

The minus sign changes the point of view from the system to the surroundings.

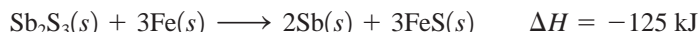
The minus sign is necessary because the sign of  $\Delta H$  is determined with respect to the reaction system, and this equation expresses a property of the surroundings. This means that if the reaction is exothermic,  $\Delta H$  has a negative sign, but since heat flows into the surroundings,  $\Delta S_{\text{surr}}$  is positive.

### EXAMPLE 17.4 Determining $\Delta S_{\text{surr}}$

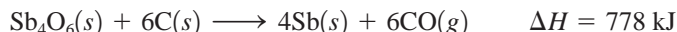


The mineral stibnite contains  $\text{Sb}_2\text{S}_3$ .

In the metallurgy of antimony, the pure metal is recovered via different reactions, depending on the composition of the ore. For example, iron is used to reduce antimony in sulfide ores:



Carbon is used as the reducing agent for oxide ores:



Calculate  $\Delta S_{\text{surr}}$  for each of these reactions at  $25^\circ\text{C}$  and 1 atm.

#### Solution

We use

$$\Delta S_{\text{surr}} = -\frac{\Delta H}{T}$$

where

$$T = 25 + 273 = 298 \text{ K}$$

For the sulfide ore reaction,

$$\Delta S_{\text{surr}} = -\frac{-125 \text{ kJ}}{298 \text{ K}} = 0.419 \text{ kJ/K} = 419 \text{ J/K}$$

**Table 17.3** ▶ Interplay of  $\Delta S_{\text{sys}}$  and  $\Delta S_{\text{surr}}$  in Determining the Sign of  $\Delta S_{\text{univ}}$ 

Signs of Entropy Changes			
$\Delta S_{\text{sys}}$	$\Delta S_{\text{surr}}$	$\Delta S_{\text{univ}}$	Process Spontaneous?
+	+	+	Yes
-	-	-	No (reaction will occur in opposite direction)
+	-	?	Yes, if $\Delta S_{\text{sys}}$ has a larger magnitude than $\Delta S_{\text{surr}}$
-	+	?	Yes, if $\Delta S_{\text{surr}}$ has a larger magnitude than $\Delta S_{\text{sys}}$

Note that  $\Delta S_{\text{surr}}$  is positive, as it should be, since this reaction is exothermic and heat flow occurs to the surroundings, increasing the randomness of the surroundings.

For the oxide ore reaction,

$$\Delta S_{\text{surr}} = -\frac{778 \text{ kJ}}{298} = -2.61 \text{ kJ/K} = -2.61 \times 10^3 \text{ J/K}$$

In this case  $\Delta S_{\text{surr}}$  is negative because heat flow occurs from the surroundings to the system.

### SEE EXERCISES 17.29 AND 17.30

We have seen that the spontaneity of a process is determined by the entropy change it produces in the universe. We also have seen that  $\Delta S_{\text{univ}}$  has two components,  $\Delta S_{\text{sys}}$  and  $\Delta S_{\text{surr}}$ . If for some process both  $\Delta S_{\text{sys}}$  and  $\Delta S_{\text{surr}}$  are positive, then  $\Delta S_{\text{univ}}$  is positive, and the process is spontaneous. If, on the other hand, both  $\Delta S_{\text{sys}}$  and  $\Delta S_{\text{surr}}$  are negative, the process does not occur in the direction indicated but is spontaneous in the opposite direction. Finally, if  $\Delta S_{\text{sys}}$  and  $\Delta S_{\text{surr}}$  have opposite signs, the spontaneity of the process depends on the sizes of the opposing terms. These cases are summarized in Table 17.3.

We can now understand why spontaneity is often dependent on temperature and thus why water spontaneously freezes below  $0^\circ\text{C}$  and melts above  $0^\circ\text{C}$ . The term  $\Delta S_{\text{surr}}$  is temperature-dependent. Since

$$\Delta S_{\text{surr}} = -\frac{\Delta H}{T}$$

at constant pressure, the value of  $\Delta S_{\text{surr}}$  changes markedly with temperature. The magnitude of  $\Delta S_{\text{surr}}$  will be very small at high temperatures and will increase as the temperature decreases. That is, exothermicity is most important as a driving force at low temperatures.

## 17.4 ▶ Free Energy

The symbol  $G$  for free energy honors Josiah Willard Gibbs (1839–1903), who was professor of mathematical physics at Yale University from 1871 to 1903. He laid the foundations of many areas of thermodynamics, particularly as they apply to chemistry.

So far we have used  $\Delta S_{\text{univ}}$  to predict the spontaneity of a process. However, another thermodynamic function is also related to spontaneity and is especially useful in dealing with the temperature dependence of spontaneity. This function is called the **free energy**, which is symbolized by  $G$  and defined by the relationship

$$G = H - TS$$

where  $H$  is the enthalpy,  $T$  is the Kelvin temperature, and  $S$  is the entropy.

For a process that occurs at constant temperature, the change in free energy ( $\Delta G$ ) is given by the equation

$$\Delta G = \Delta H - T\Delta S$$

Note that all quantities here refer to the system. From this point on we will follow the usual convention that when no subscript is included, the quantity refers to the system.

To see how this equation relates to spontaneity, we divide both sides of the equation by  $-T$  to produce

$$-\frac{\Delta G}{T} = -\frac{\Delta H}{T} + \Delta S$$

Remember that at constant temperature and pressure

$$\Delta S_{\text{surr}} = -\frac{\Delta H}{T}$$

So we can write

$$-\frac{\Delta G}{T} = -\frac{\Delta H}{T} + \Delta S = \Delta S_{\text{surr}} + \Delta S = \Delta S_{\text{univ}}$$


We have shown that

$$\Delta S_{\text{univ}} = -\frac{\Delta G}{T} \quad \text{at constant } T \text{ and } P$$

This result is very important. It means that a process carried out at constant temperature and pressure will be spontaneous only if  $\Delta G$  is negative. A process (at constant  $T$  and  $P$ ) is spontaneous in the direction in which the free energy decreases ( $-\Delta G$  means  $+\Delta S_{\text{univ}}$ ).

Now we have two functions that can be used to predict spontaneity: the entropy of the universe, which applies to all processes, and free energy, which can be used for processes carried out at constant temperature and pressure. Since so many chemical reactions occur under the latter conditions, free energy is the more useful to chemists.

Let's use the free energy equation to predict the spontaneity of the melting of ice:



for which  $\Delta H^\circ = 6.03 \times 10^3 \text{ J/mol}$  and  $\Delta S^\circ = 22.1 \text{ J/K} \cdot \text{mol}$

Results of the calculations of  $\Delta S_{\text{univ}}$  and  $\Delta G^\circ$  at  $-10^\circ\text{C}$ ,  $0^\circ\text{C}$ , and  $10^\circ\text{C}$  are shown in Table 17.4. These data predict that the process is spontaneous at  $10^\circ\text{C}$ ; that is, ice melts at this temperature because  $\Delta S_{\text{univ}}$  is positive and  $\Delta G^\circ$  is negative. The opposite is true at  $-10^\circ\text{C}$ , where water freezes spontaneously.

Why is this so? The answer lies in the fact that  $\Delta S_{\text{sys}}$  ( $\Delta S^\circ$ ) and  $\Delta S_{\text{surr}}$  oppose each other. The term  $\Delta S^\circ$  favors the melting of ice because of the increase in positional entropy, and  $\Delta S_{\text{surr}}$  favors the freezing of water because it is an exothermic process. At temperatures below  $0^\circ\text{C}$ , the change of state occurs in the exothermic direction because

The superscript degree symbol ( $^\circ$ ) indicates all substances are in their standard states.

To review the definitions of standard states, see page 255.

**Table 17.4** ▶ Results of the Calculation of  $\Delta S_{\text{univ}}$  and  $\Delta G^\circ$  for the Process  $\text{H}_2\text{O}(s) \rightarrow \text{H}_2\text{O}(l)$  at  $-10^\circ\text{C}$ ,  $0^\circ\text{C}$ , and  $10^\circ\text{C}$ \*

$T$ ( $^\circ\text{C}$ )	$T$ (K)	$\Delta H^\circ$ (J/mol)	$\Delta S^\circ$ (J/K · mol)	$\Delta S_{\text{surr}} = -\frac{\Delta H^\circ}{T}$ (J/K · mol)	$\Delta S_{\text{univ}} = \Delta S^\circ + \Delta S_{\text{surr}}$ (J/K · mol)	$T\Delta S^\circ$ (J/mol)	$\Delta G^\circ = \Delta H^\circ - T\Delta S^\circ$ (J/mol)
-10	263	$6.03 \times 10^3$	22.1	-22.9	-0.8	$5.81 \times 10^3$	$+2.2 \times 10^2$
0	273	$6.03 \times 10^3$	22.1	-22.1	0	$6.03 \times 10^3$	0
10	283	$6.03 \times 10^3$	22.1	-21.3	+0.8	$6.25 \times 10^3$	$-2.2 \times 10^2$

\*Note that at  $10^\circ\text{C}$ ,  $\Delta S^\circ$  ( $\Delta S_{\text{sys}}$ ) controls, and the process occurs even though it is endothermic. At  $-10^\circ\text{C}$ , the magnitude of  $\Delta S_{\text{surr}}$  is larger than that of  $\Delta S^\circ$ , so the process is spontaneous in the opposite (exothermic) direction.

$\Delta S_{\text{surr}}$  is larger in magnitude than  $\Delta S_{\text{sys}}$ . But above  $0^\circ\text{C}$  the change occurs in the direction in which  $\Delta S_{\text{sys}}$  is favorable, since in this case  $\Delta S_{\text{sys}}$  is larger in magnitude than  $\Delta S_{\text{surr}}$ . At  $0^\circ\text{C}$  the *opposing tendencies just balance*, and the two states coexist; there is no driving force in either direction. An equilibrium exists between the two states of water. Note that  $\Delta S_{\text{univ}}$  is equal to 0 at  $0^\circ\text{C}$ .

We can reach the same conclusions by examining  $\Delta G^\circ$ . At  $-10^\circ$ ,  $\Delta G^\circ$  is positive because the  $\Delta H^\circ$  term is larger than the  $T\Delta S^\circ$  term. The opposite is true at  $10^\circ\text{C}$ . At  $0^\circ\text{C}$ ,  $\Delta H^\circ$  is equal to  $T\Delta S^\circ$  and  $\Delta G^\circ$  is equal to 0. This means that solid  $\text{H}_2\text{O}$  and liquid  $\text{H}_2\text{O}$  have the same free energy at  $0^\circ\text{C}$  ( $\Delta G^\circ = G_{\text{liquid}} - G_{\text{solid}}$ ), and the system is at equilibrium.

We can understand the temperature dependence of spontaneity by examining the behavior of  $\Delta G$ . For a process occurring at constant temperature and pressure,

$$\Delta G = \Delta H - T\Delta S$$

If  $\Delta H$  and  $\Delta S$  favor opposite processes, spontaneity will depend on temperature in such a way that the exothermic direction will be favored at low temperatures. For example, for the process



$\Delta H$  is positive and  $\Delta S$  is positive. The natural tendency for this system to lower its energy is in opposition to its natural tendency to increase its positional randomness. At low temperatures,  $\Delta H$  dominates, and at high temperatures,  $\Delta S$  dominates. The various possible cases are summarized in Table 17.5.

## EXAMPLE 17.5

## Free Energy and Spontaneity

At what temperatures is the following process spontaneous at 1 atm?



$$\Delta H^\circ = 31.0 \text{ kJ/mol} \quad \text{and} \quad \Delta S^\circ = 93.0 \text{ J/K} \cdot \text{mol}$$

What is the normal boiling point of liquid  $\text{Br}_2$ ?

## Solution

The vaporization process will be spontaneous at all temperatures where  $\Delta G^\circ$  is negative. Note that  $\Delta S^\circ$  favors the vaporization process because of the increase in positional entropy, and  $\Delta H^\circ$  favors the *opposite* process, which is exothermic. These opposite tendencies will exactly balance at the boiling point of liquid  $\text{Br}_2$ , since at this temperature liquid and gaseous  $\text{Br}_2$  are in equilibrium ( $\Delta G^\circ = 0$ ). We can find this temperature by setting  $\Delta G^\circ = 0$  in the equation

$$\Delta G^\circ = \Delta H^\circ - T\Delta S^\circ$$

$$0 = \Delta H^\circ - T\Delta S^\circ$$

$$\Delta H^\circ = T\Delta S^\circ$$

**Table 17.5** ▶ Various Possible Combinations of  $\Delta H$  and  $\Delta S$  for a Process and the Resulting Dependence of Spontaneity on Temperature

Case	Result
$\Delta S$ positive, $\Delta H$ negative	Spontaneous at all temperatures
$\Delta S$ positive, $\Delta H$ positive	Spontaneous at high temperatures (where exothermicity is relatively unimportant)
$\Delta S$ negative, $\Delta H$ negative	Spontaneous at low temperatures (where exothermicity is dominant)
$\Delta S$ negative, $\Delta H$ positive	Process not spontaneous at <i>any</i> temperature (reverse process is spontaneous at <i>all</i> temperatures)

Note that although  $\Delta H$  and  $\Delta S$  are somewhat temperature-dependent, it is a good approximation to assume they are constant over a relatively small temperature range.

$$\text{Then } T = \frac{\Delta H^\circ}{\Delta S^\circ} = \frac{3.10 \times 10^4 \text{ J/mol}}{93.0 \text{ J/K} \cdot \text{mol}} = 333 \text{ K}$$

At temperatures above 333 K,  $T\Delta S^\circ$  has a larger magnitude than  $\Delta H^\circ$ , and  $\Delta G^\circ$  (or  $\Delta H^\circ - T\Delta S^\circ$ ) is negative. Above 333 K, the vaporization process is spontaneous; the opposite process occurs spontaneously below this temperature. At 333 K, liquid and gaseous  $\text{Br}_2$  coexist in equilibrium. These observations can be summarized as follows (the pressure is 1 atm in each case):

1.  $T > 333 \text{ K}$ . The term  $\Delta S^\circ$  controls. The increase in entropy when liquid  $\text{Br}_2$  is vaporized is dominant.
2.  $T < 333 \text{ K}$ . The process is spontaneous in the direction in which it is exothermic. The term  $\Delta H^\circ$  controls.
3.  $T = 333 \text{ K}$ . The opposing driving forces are just balanced ( $\Delta G^\circ = 0$ ), and the liquid and gaseous phases of bromine coexist. This is the normal boiling point.

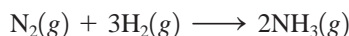
**SEE EXERCISES 17.33 THROUGH 17.35**

## 17.5 ► Entropy Changes in Chemical Reactions

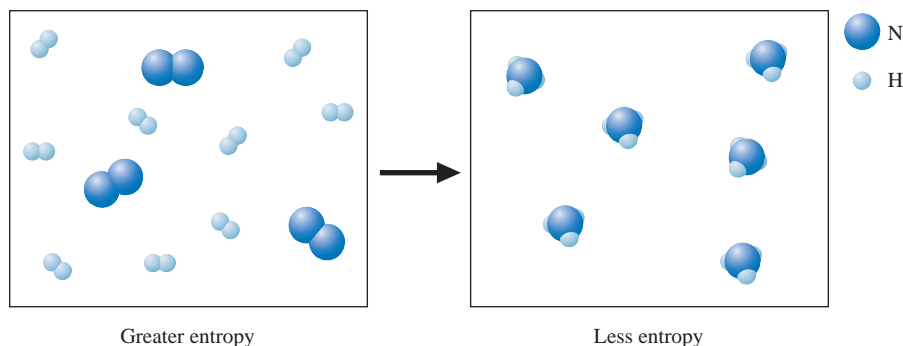
The second law of thermodynamics tells us that a process will be spontaneous if the entropy of the universe increases when the process occurs. We saw in Section 17.4 that for a process at constant temperature and pressure, we can use the change in free energy of the system to predict the sign of  $\Delta S_{\text{univ}}$  and thus the direction in which it is spontaneous. So far we have applied these ideas only to physical processes, such as changes of state and the formation of solutions. However, the main business of chemistry is studying chemical reactions, and, therefore, we want to apply the second law to reactions.

First, we will consider the entropy changes accompanying chemical reactions that occur under conditions of constant temperature and pressure. As for the other types of processes we have considered, the entropy changes in the *surroundings* are determined by the heat flow that occurs as the reaction takes place. However, the entropy changes in the *system* (the reactants and products of the reaction) are determined by positional probability.

For example, in the ammonia synthesis reaction



four reactant molecules become two product molecules, lowering the number of independent units in the system, which leads to less positional disorder.



*Fewer molecules mean fewer possible configurations.* To help clarify this idea, consider a special container with a million compartments, each large enough to hold a hydrogen molecule. Thus there are a million ways one H<sub>2</sub> molecule can be placed in this container. But suppose we break the H—H bond and place the two independent H atoms in the same container. A little thought will convince you that there are *many* more than a million ways to place the two separate atoms. The number of arrangements possible for the two independent atoms is much greater than the number for the molecule. Thus for the process



positional entropy increases.

Does positional entropy increase or decrease when the following reaction takes place?



In this case 9 gaseous molecules are changed to 10 gaseous molecules, and the positional entropy increases. There are more independent units as products than as reactants. In general, when a reaction involves gaseous molecules, the change in positional entropy is dominated by the relative numbers of molecules of gaseous reactants and products. If the number of molecules of the gaseous products is greater than the number of molecules of the gaseous reactants, positional entropy typically increases, and  $\Delta S$  will be positive for the reaction.

### EXAMPLE 17.6

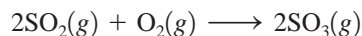
### Predicting the Sign of $\Delta S^\circ$

Predict the sign of  $\Delta S^\circ$  for each of the following reactions.

- a. The thermal decomposition of solid calcium carbonate:



- b. The oxidation of SO<sub>2</sub> in air:



#### Solution

- a. Since in this reaction a gas is produced from a solid reactant, the positional entropy increases, and  $\Delta S^\circ$  is positive.
- b. Here three molecules of gaseous reactants become two molecules of gaseous products. Since the number of gas molecules decreases, positional entropy decreases, and  $\Delta S^\circ$  is negative.


### SEE EXERCISES 17.37 AND 17.38

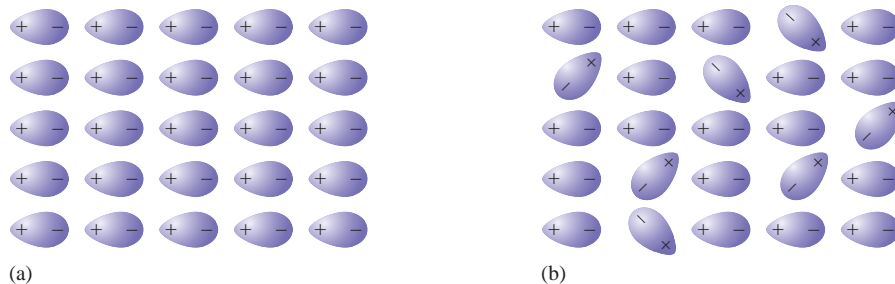
In thermodynamics it is the *change* in a certain function that is usually important. The change in enthalpy determines if a reaction is exothermic or endothermic at constant pressure. The change in free energy determines if a process is spontaneous at constant temperature and pressure. It is fortunate that changes in thermodynamic functions are sufficient for most purposes, since absolute values for many thermodynamic characteristics of a system, such as enthalpy or free energy, cannot be determined.

However, we can assign absolute entropy values. Consider a solid at 0 K, where molecular motion virtually ceases. If the substance is a perfect crystal, its internal arrangement is absolutely regular [see Fig. 17.5(a)]. There is only *one way* to achieve this perfect order: Every particle must be in its place. For example, with  $N$  coins there is only



**Figure 17-5**

(a) An idealized perfect crystal of hydrogen chloride at 0 K; the dipolar HCl molecules are represented by . The entropy is zero ( $S = 0$ ) for this crystal at 0 K. (b) As the temperature rises above 0 K, lattice vibrations allow some dipoles to change their orientations, producing some disorder and an increase in entropy ( $S > 0$ ).



A perfect crystal at 0 K is an unattainable ideal, taken as a standard but never actually observed.

The standard entropy values represent the increase in entropy that occurs when a substance is heated from 0 K to 298 K at 1 atm pressure.

one way to achieve the state of all heads. Thus a perfect crystal represents the lowest possible entropy; that is, *the entropy of a perfect crystal at 0 K is zero*. This is a statement of the **third law of thermodynamics**.

As the temperature of a perfect crystal is increased, the random vibrational motions increase, and disorder increases within the crystal [see Fig. 17.5(b)]. Thus the entropy of a substance increases with temperature. Since  $S$  is zero for a perfect crystal at 0 K, the entropy value for a substance at a particular temperature can be calculated by knowing the temperature dependence of entropy. (We will not show such calculations here.)

The *standard entropy values*  $S^\circ$  of many common substances at 298 K and 1 atm are listed in Appendix 4. From these values you will see that the entropy of a substance does indeed increase in going from solid to liquid to gas. One especially interesting feature of this table is the very low  $S^\circ$  value for diamond. The structure of diamond is highly ordered, with each carbon strongly bound to a tetrahedral arrangement of four other carbon atoms (see Section 10.5, Fig. 10.22). This type of structure allows very little disorder and has a very low entropy, even at 298 K. Graphite has a slightly higher entropy because its layered structure allows for a little more disorder.


Because *entropy is a state function of the system* (it is not pathway-dependent), the entropy change for a given chemical reaction can be calculated by taking the difference between the standard entropy values of products and those of the reactants:

$$\Delta S^\circ_{\text{reaction}} = \sum n_{\text{p}} S^\circ_{\text{products}} - \sum n_{\text{r}} S^\circ_{\text{reactants}}$$

where, as usual,  $\Sigma$  represents the sum of the terms. It is important to note that entropy is an extensive property (it depends on the amount of substance present). This means that the number of moles of a given reactant ( $n_{\text{r}}$ ) or product ( $n_{\text{p}}$ ) must be taken into account.

### EXAMPLE 17.7 Calculating $\Delta S^\circ$

Calculate  $\Delta S^\circ$  at 25°C for the reaction



given the following standard entropy values:

Substance	$S^\circ$ (J/K · mol)
$\text{SO}_2(g)$	248
$\text{NiO}(s)$	38
$\text{O}_2(g)$	205
$\text{NiS}(s)$	53

**Solution**

Since


$$\begin{aligned}
 \Delta S^\circ &= \sum n_p S^\circ_{\text{products}} - \sum n_r S^\circ_{\text{reactants}} \\
 &= 2S^\circ_{\text{SO}_2(g)} + 2S^\circ_{\text{NiO}(s)} - 2S^\circ_{\text{NiS}(s)} - 3S^\circ_{\text{O}_2(s)} \\
 &= 2 \text{ mol} \left( 248 \frac{\text{J}}{\text{K} \cdot \text{mol}} \right) + 2 \text{ mol} \left( 38 \frac{\text{J}}{\text{K} \cdot \text{mol}} \right) \\
 &\quad - 2 \text{ mol} \left( 53 \frac{\text{J}}{\text{K} \cdot \text{mol}} \right) - 3 \text{ mol} \left( 205 \frac{\text{J}}{\text{K} \cdot \text{mol}} \right) \\
 &= 496 \text{ J/K} + 76 \text{ J/K} - 106 \text{ J/K} - 615 \text{ J/K} \\
 &= -149 \text{ J/K}
 \end{aligned}$$

We would expect  $\Delta S^\circ$  to be negative because the number of gaseous molecules decreases in this reaction.

SEE EXERCISE 17.41

**EXAMPLE 17.8** — **Calculating  $\Delta S^\circ$** 

Calculate  $\Delta S^\circ$  for the reduction of aluminum oxide by hydrogen gas:



Use the following standard entropy values:

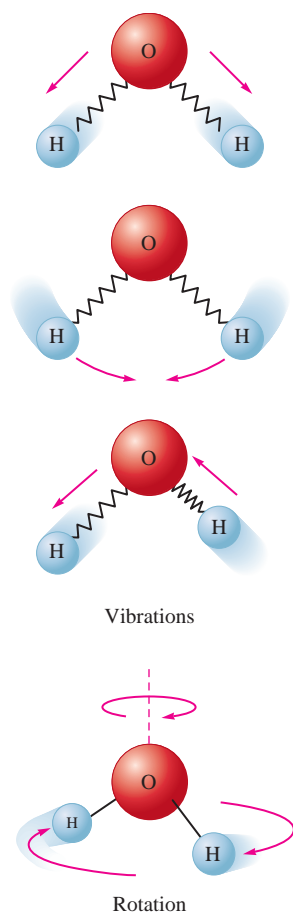
Substance	$S^\circ$ (J/K · mol)
$\text{Al}_2\text{O}_3(s)$	51
$\text{H}_2(g)$	131
$\text{Al}(s)$	28
$\text{H}_2\text{O}(g)$	189

**Solution**

$$\begin{aligned}
 \Delta S^\circ &= \sum n_p S^\circ_{\text{products}} - \sum n_r S^\circ_{\text{reactants}} \\
 &= 2S^\circ_{\text{Al}(s)} + 3S^\circ_{\text{H}_2\text{O}(g)} - 3S^\circ_{\text{H}_2(g)} - S^\circ_{\text{Al}_2\text{O}_3(s)} \\
 &= 2 \text{ mol} \left( 28 \frac{\text{J}}{\text{K} \cdot \text{mol}} \right) + 3 \text{ mol} \left( 189 \frac{\text{J}}{\text{K} \cdot \text{mol}} \right) \\
 &\quad - 3 \text{ mol} \left( 131 \frac{\text{J}}{\text{K} \cdot \text{mol}} \right) - 1 \text{ mol} \left( 51 \frac{\text{J}}{\text{K} \cdot \text{mol}} \right) \\
 &= 56 \text{ J/K} + 567 \text{ J/K} - 393 \text{ J/K} - 51 \text{ J/K} \\
 &= 179 \text{ J/K}
 \end{aligned}$$

SEE EXERCISES 17.42 THROUGH 17.44

The reaction considered in Example 17.8 involves 3 moles of hydrogen gas on the reactant side and 3 moles of water vapor on the product side. Would you expect  $\Delta S$  to be large or small for such a case? We have assumed that  $\Delta S$  depends on the relative

**Figure 17.6**


The  $\text{H}_2\text{O}$  molecule can vibrate and rotate in several ways, some of which are shown here. This freedom of motion leads to a higher entropy for water than for a substance like hydrogen, a simple diatomic molecule with fewer possible motions.

The value of  $\Delta G^\circ$  tells us nothing about the rate of a reaction, only its eventual equilibrium position.

numbers of molecules of gaseous reactants and products. Based on this assumption,  $\Delta S$  should be near zero for this reaction. However,  $\Delta S$  is large and positive. Why is this so? The large value for  $\Delta S$  results from the difference in the entropy values for hydrogen gas and water vapor. The reason for this difference can be traced to the difference in molecular structure. Because it is a nonlinear, triatomic molecule,  $\text{H}_2\text{O}$  has more rotational and vibrational motions (see Fig. 17.6) than does the diatomic  $\text{H}_2$  molecule. Thus the standard entropy value for  $\text{H}_2\text{O}(g)$  is greater than that for  $\text{H}_2(g)$ . Generally, *the more complex the molecule, the higher the standard entropy value.*

## 17.6 ▶ Free Energy and Chemical Reactions

For chemical reactions we are often interested in the **standard free energy change** ( $\Delta G^\circ$ ), *the change in free energy that will occur if the reactants in their standard states are converted to the products in their standard states.* For example, for the ammonia synthesis reaction at  $25^\circ\text{C}$ ,



This  $\Delta G^\circ$  value represents the change in free energy when 1 mol nitrogen gas at 1 atm reacts with 3 mol hydrogen gas at 1 atm to produce 2 mol gaseous  $\text{NH}_3$  at 1 atm.

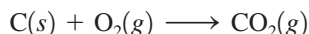
It is important to recognize that the standard free energy change for a reaction is not measured directly. For example, we can measure heat flow in a calorimeter to determine  $\Delta H^\circ$ , but we cannot measure  $\Delta G^\circ$  this way. The value of  $\Delta G^\circ$  for the ammonia synthesis in Equation (17.1) was *not* obtained by mixing 1 mol  $\text{N}_2$  and 3 mol  $\text{H}_2$  in a flask and measuring the change in free energy as 2 mol  $\text{NH}_3$  formed. For one thing, if we mixed 1 mol  $\text{N}_2$  and 3 mol  $\text{H}_2$  in a flask, the system would go to equilibrium rather than to completion. Also, we have no instrument that measures free energy. However, while we cannot directly measure  $\Delta G^\circ$  for a reaction, we can calculate it from other measured quantities, as we will see later in this section.

Why is it useful to know  $\Delta G^\circ$  for a reaction? As we will see in more detail later in this chapter, knowing the  $\Delta G^\circ$  values for several reactions allows us to compare the relative tendency of these reactions to occur. The more negative the value of  $\Delta G^\circ$ , the further a reaction will go to the right to reach equilibrium. We must use standard-state free energies to make this comparison because free energy varies with pressure or concentration. Thus, to get an accurate comparison of reaction tendencies, we must compare all reactions under the same pressure or concentration conditions. We will have more to say about the significance of  $\Delta G^\circ$  later.

There are several ways to calculate  $\Delta G^\circ$ . One common method uses the equation

$$\Delta G^\circ = \Delta H^\circ - T\Delta S^\circ$$

which applies to a reaction carried out at constant temperature. For example, for the reaction



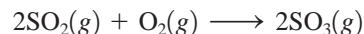
the values of  $\Delta H^\circ$  and  $\Delta S^\circ$  are known to be  $-393.5 \text{ kJ}$  and  $3.05 \text{ J/K}$ , respectively, and  $\Delta G^\circ$  can be calculated at  $298 \text{ K}$  as follows:

$$\begin{aligned} \Delta G^\circ &= \Delta H^\circ - T\Delta S^\circ \\ &= -3.935 \times 10^5 \text{ J} - (298 \text{ K})(3.05 \text{ J/K}) \\ &= -3.944 \times 10^5 \text{ J} \\ &= -394.4 \text{ kJ(per mole of CO}_2\text{)} \end{aligned}$$

## EXAMPLE 17.9

Calculating  $\Delta H^\circ$ ,  $\Delta S^\circ$ , and  $\Delta G^\circ$ 

Consider the reaction



carried out at 25°C and 1 atm. Calculate  $\Delta H^\circ$ ,  $\Delta S^\circ$ , and  $\Delta G^\circ$  using the following data:

Substance	$\Delta H_f^\circ$ (kJ/mol)	$S^\circ$ (J/K · mol)
$\text{SO}_2(g)$	-297	248
$\text{SO}_3(g)$	-396	257
$\text{O}_2(g)$	0	205

**Solution**

The value of  $\Delta H^\circ$  can be calculated from the enthalpies of formation using the equation we discussed in Section 6.4:

$$\Delta H^\circ = \sum n_p \Delta H_f^\circ(\text{products}) - \sum n_r \Delta H_f^\circ(\text{reactants})$$

Then

$$\begin{aligned} \Delta H^\circ &= 2\Delta H_f^\circ(\text{SO}_3(g)) - 2\Delta H_f^\circ(\text{SO}_2(g)) - \Delta H_f^\circ(\text{O}_2(g)) \\ &= 2 \text{ mol}(-396 \text{ kJ/mol}) - 2 \text{ mol}(-297 \text{ kJ/mol}) - 0 \\ &= -792 \text{ kJ} + 594 \text{ kJ} \\ &= -198 \text{ kJ} \end{aligned}$$

The value of  $\Delta S^\circ$  can be calculated using the standard entropy values and the equation discussed in Section 17.5:

$$\Delta S^\circ = \sum n_p S^\circ_{\text{products}} - \sum n_r S^\circ_{\text{reactants}}$$

Thus

$$\begin{aligned} \Delta S^\circ &= 2S^\circ_{\text{SO}_3(g)} - 2S^\circ_{\text{SO}_2(g)} - S^\circ_{\text{O}_2(g)} \\ &= 2 \text{ mol}(257 \text{ J/K} \cdot \text{mol}) - 2 \text{ mol}(248 \text{ J/K} \cdot \text{mol}) - 1 \text{ mol}(205 \text{ J/K} \cdot \text{mol}) \\ &= 514 \text{ J/K} - 496 \text{ J/K} - 205 \text{ J/K} \\ &= -187 \text{ J/K} \end{aligned}$$

We would expect  $\Delta S^\circ$  to be negative because three molecules of gaseous reactants give two molecules of gaseous products.

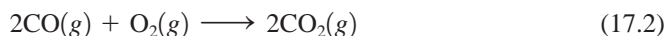
The value of  $\Delta G^\circ$  can now be calculated from the equation

$$\begin{aligned} \Delta G^\circ &= \Delta H^\circ - T\Delta S^\circ \\ &= -198 \text{ kJ} - (298 \text{ K})\left(-187 \frac{\text{J}}{\text{K}}\right)\left(\frac{1 \text{ kJ}}{1000 \text{ J}}\right) \\ &= -198 \text{ kJ} + 55.7 \text{ kJ} = -142 \text{ kJ} \end{aligned}$$

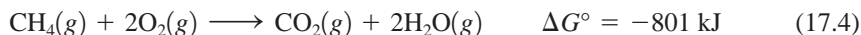
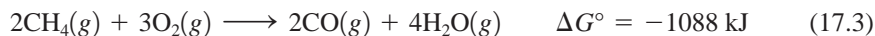
SEE EXERCISE 17.49

A second method for calculating  $\Delta G$  for a reaction takes advantage of the fact that, like enthalpy, *free energy is a state function*. Therefore, we can use procedures for finding  $\Delta G$  that are similar to those for finding  $\Delta H$  using Hess's law.

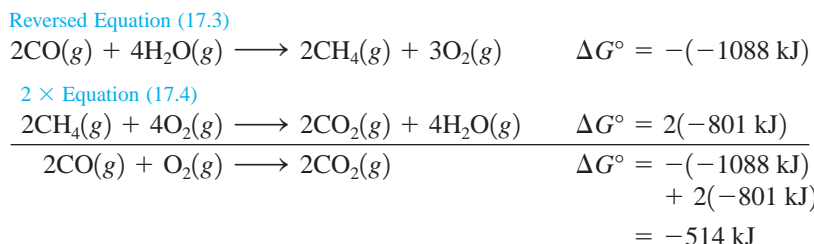
To illustrate this method for calculating the free energy change, we will obtain  $\Delta G^\circ$  for the reaction



from the following data:

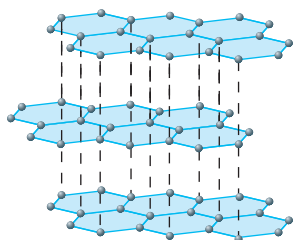


Note that  $\text{CO}(g)$  is a reactant in Equation (17.2). This means that Equation (17.3) must be reversed, since  $\text{CO}(g)$  is a product in that reaction as written. When a reaction is reversed, the sign of  $\Delta G^\circ$  is also reversed. In Equation (17.4),  $\text{CO}_2(g)$  is a product, as it is in Equation (17.2), but only one molecule of  $\text{CO}_2$  is formed. Thus Equation (17.4) must be multiplied by 2, which means the  $\Delta G^\circ$  value for Equation (17.4) also must be multiplied by 2. Free energy is an extensive property, since it is defined by two extensive properties,  $H$  and  $S$ .

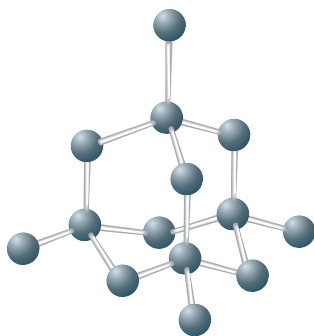


This example shows that the  $\Delta G$  values for reactions are manipulated in exactly the same way as the  $\Delta H$  values.

### EXAMPLE 17.10 Calculating $\Delta G^\circ$



Graphite



Diamond

Using the following data (at 25°C)

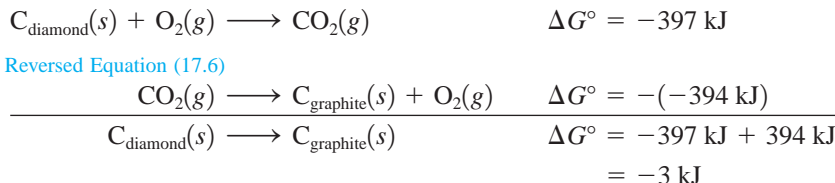


calculate  $\Delta G^\circ$  for the reaction



#### Solution

We reverse Equation (17.6) to make graphite a product, as required, and then add the new equation to Equation (17.5):



Since  $\Delta G^\circ$  is negative for this process, diamond should spontaneously change to graphite at 25°C and 1 atm. However, the reaction is so slow under these conditions that we do not observe the process. This is another example of kinetic rather than thermodynamic control of a reaction. We can say that diamond is kinetically stable with respect to graphite even though it is thermodynamically unstable.

SEE EXERCISES 17.53 AND 17.54

In Example 17.10 we saw that the process



is spontaneous but very slow at 25°C and 1 atm. The reverse process can be made to occur at high temperatures and pressures. Diamond has a more compact structure and thus a higher density than graphite, so exerting very high pressure causes it to become thermodynamically favored. If high temperatures are also used to make the process fast enough to be feasible, diamonds can be made from graphite. The conditions typically used involve temperatures greater than 1000°C and pressures of about 10<sup>5</sup> atm. About half of all industrial diamonds are made this way.

A third method for calculating the free energy change for a reaction uses standard free energies of formation. The **standard free energy of formation** ( $\Delta G_f^\circ$ ) of a substance is defined as the *change in free energy that accompanies the formation of 1 mole of that substance from its constituent elements with all reactants and products in their standard states*. For the formation of glucose (C<sub>6</sub>H<sub>12</sub>O<sub>6</sub>), the appropriate reaction is



The standard free energy associated with this process is called the *free energy of formation of glucose*. Values of the standard free energy of formation are useful in calculating  $\Delta G^\circ$  for specific chemical reactions using the equation

$$\Delta G^\circ = \sum n_p \Delta G_f^\circ(\text{products}) - \sum n_r \Delta G_f^\circ(\text{reactants})$$

Values of  $\Delta G_f^\circ$  for many common substances are listed in Appendix 4. Note that, analogous to the enthalpy of formation, *the standard free energy of formation of an element in its standard state is zero*. Also note that the number of moles of each reactant ( $n_r$ ) and product ( $n_p$ ) must be used when calculating  $\Delta G^\circ$  for a reaction.

The standard state of an element is its most stable state of 25°C and 1 atm.

Calculating  $\Delta G^\circ$  is very similar to calculating  $\Delta H^\circ$ , as shown in Section 6.4.

### EXAMPLE 17.11

### Calculating $\Delta G^\circ$

Methanol is a high-octane fuel used in high-performance racing engines. Calculate  $\Delta G^\circ$  for the reaction



given the following free energies of formation:

Substance	$\Delta G_f^\circ$ (kJ/mol)
CH <sub>3</sub> OH(g)	-163
O <sub>2</sub> (g)	0
CO <sub>2</sub> (g)	-394
H <sub>2</sub> O(g)	-229

### Solution

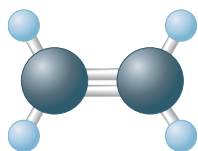
We use the equation

$$\begin{aligned} \Delta G^\circ &= \sum n_p \Delta G_f^\circ(\text{products}) - \sum n_r \Delta G_f^\circ(\text{reactants}) \\ &= 2\Delta G_f^\circ(\text{CO}_2(g)) + 4\Delta G_f^\circ(\text{H}_2\text{O}(g)) - 3\Delta G_f^\circ(\text{O}_2(g)) - 2\Delta G_f^\circ(\text{CH}_3\text{OH}(g)) \\ &= 2 \text{ mol}(-394 \text{ kJ/mol}) + 4 \text{ mol}(-229 \text{ kJ/mol}) - 3(0) - 2 \text{ mol}(-163 \text{ kJ/mol}) \\ &= -1378 \text{ kJ} \end{aligned}$$

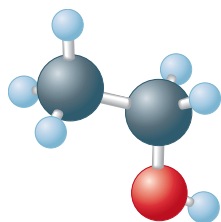
The large magnitude and the negative sign of  $\Delta G^\circ$  indicate that this reaction is very favorable thermodynamically.

SEE EXERCISES 17.55 AND 17.56

### EXAMPLE 17.12 Free Energy and Spontaneity

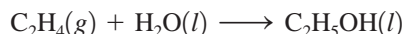


Ethylene



Ethanol

A chemical engineer wants to determine the feasibility of making ethanol ( $\text{C}_2\text{H}_5\text{OH}$ ) by reacting water with ethylene ( $\text{C}_2\text{H}_4$ ) according to the equation



Is this reaction spontaneous under standard conditions?

#### Solution

To determine the spontaneity of this reaction under standard conditions, we must determine  $\Delta G^\circ$  for the reaction. We can do this using standard free energies of formation at  $25^\circ\text{C}$  from Appendix 4:

$$\Delta G_f^\circ(\text{C}_2\text{H}_5\text{OH}(l)) = -175 \text{ kJ/mol}$$

$$\Delta G_f^\circ(\text{H}_2\text{O}(l)) = -237 \text{ kJ/mol}$$

$$\Delta G_f^\circ(\text{C}_2\text{H}_4(g)) = 68 \text{ kJ/mol}$$

$$\begin{aligned} \text{Then} \quad \Delta G^\circ &= \Delta G_f^\circ(\text{C}_2\text{H}_5\text{OH}(l)) - \Delta G_f^\circ(\text{H}_2\text{O}(l)) - \Delta G_f^\circ(\text{C}_2\text{H}_4(g)) \\ &= -175 \text{ kJ} - (-237 \text{ kJ}) - 68 \text{ kJ} \\ &= -6 \text{ kJ} \end{aligned}$$

Thus the process is spontaneous under standard conditions at  $25^\circ\text{C}$ .

SEE EXERCISES 17.57 AND 17.58

Although the reaction considered in Example 17.12 is spontaneous, other features of the reaction must be studied to see if the process is feasible. For example, the chemical engineer will need to study the kinetics of the reaction to determine whether it is fast enough to be useful and, if it is not, whether a catalyst can be found to enhance the rate. In doing these studies, the engineer must remember that  $\Delta G^\circ$  depends on temperature:

$$\Delta G^\circ = \Delta H^\circ - T\Delta S^\circ$$

Thus, if the process must be carried out at high temperatures to be fast enough to be feasible,  $\Delta G^\circ$  must be recalculated at that temperature from the  $\Delta H^\circ$  and  $\Delta S^\circ$  values for the reaction.

## 17.7 ► The Dependence of Free Energy on Pressure

In this chapter we have seen that a system at constant temperature and pressure will proceed spontaneously in the direction that lowers its free energy. This is why reactions proceed until they reach equilibrium. The equilibrium position represents the lowest free energy value available to a particular reaction system. The free energy of a reaction system changes as the reaction proceeds, because free energy is dependent on the pressure

of a gas or on the concentration of species in solution. We will deal only with the pressure dependence of the free energy of an ideal gas. The dependence of free energy on concentration can be developed using similar reasoning.

To understand the pressure dependence of free energy, we need to know how pressure affects the thermodynamic functions that comprise free energy, that is, enthalpy and entropy (recall that  $G = H - TS$ ). For an ideal gas, enthalpy is not pressure-dependent. However, entropy *does* depend on pressure because of its dependence on volume. Consider 1 mole of an ideal gas at a given temperature. At a volume of 10.0 L, the gas has many more positions available for its molecules than if its volume is 1.0 L. The positional entropy is greater in the larger volume. In summary, at a given temperature for 1 mole of ideal gas

$$S_{\text{large volume}} > S_{\text{small volume}}$$

or, since pressure and volume are inversely related,

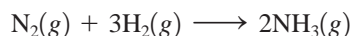
$$S_{\text{low pressure}} > S_{\text{high pressure}}$$

We have shown qualitatively that the entropy and therefore the free energy of an ideal gas depend on its pressure. Using a more detailed argument, which we will not consider here, it can be shown that

$$G = G^\circ + RT \ln(P)$$

where  $G^\circ$  is the free energy of the gas at a pressure of 1 atm,  $G$  is the free energy of the gas at a pressure of  $P$  atm,  $R$  is the universal gas constant, and  $T$  is the Kelvin temperature.

To see how the change in free energy for a reaction depends on pressure, we will consider the ammonia synthesis reaction



In general,

$$\Delta G = \sum n_p G_{\text{products}} - \sum n_r G_{\text{reactants}}$$

For this reaction

$$\Delta G = 2G_{\text{NH}_3} - G_{\text{N}_2} - 3G_{\text{H}_2}$$

where

$$G_{\text{NH}_3} = G_{\text{NH}_3}^\circ + RT \ln(P_{\text{NH}_3})$$

$$G_{\text{N}_2} = G_{\text{N}_2}^\circ + RT \ln(P_{\text{N}_2})$$

$$G_{\text{H}_2} = G_{\text{H}_2}^\circ + RT \ln(P_{\text{H}_2})$$

Substituting these values into the equation gives

$$\begin{aligned} \Delta G &= 2[G_{\text{NH}_3}^\circ + RT \ln(P_{\text{NH}_3})] - [G_{\text{N}_2}^\circ + RT \ln(P_{\text{N}_2})] - 3[G_{\text{H}_2}^\circ + RT \ln(P_{\text{H}_2})] \\ &= 2G_{\text{NH}_3}^\circ - G_{\text{N}_2}^\circ - 3G_{\text{H}_2}^\circ + 2RT \ln(P_{\text{NH}_3}) - RT \ln(P_{\text{N}_2}) - 3RT \ln(P_{\text{H}_2}) \\ &= \underbrace{(2G_{\text{NH}_3}^\circ - G_{\text{N}_2}^\circ - 3G_{\text{H}_2}^\circ)}_{\Delta G^\circ \text{ reaction}} + RT[2 \ln(P_{\text{NH}_3}) - \ln(P_{\text{N}_2}) - 3 \ln(P_{\text{H}_2})] \end{aligned}$$

The first term (in parentheses) is  $\Delta G^\circ$  for the reaction. Thus we have

$$\Delta G = \Delta G^\circ_{\text{reaction}} + RT[2 \ln(P_{\text{NH}_3}) - \ln(P_{\text{N}_2}) - 3 \ln(P_{\text{H}_2})]$$

and since

$$2 \ln(P_{\text{NH}_3}) = \ln(P_{\text{NH}_3}^2)$$

$$-\ln(P_{\text{N}_2}) = \ln\left(\frac{1}{P_{\text{N}_2}}\right)$$

$$-3 \ln(P_{\text{H}_2}) = \ln\left(\frac{1}{P_{\text{H}_2}^3}\right)$$

the equation becomes

$$\Delta G = \Delta G^\circ + RT \ln\left(\frac{P_{\text{NH}_3}^2}{(P_{\text{N}_2})(P_{\text{H}_2}^3)}\right)$$

See Appendix 1.2 to review logarithms.



But the term 
$$\frac{P_{\text{NH}_3}^2}{(P_{\text{N}_2})(P_{\text{H}_2}^3)}$$

is the reaction quotient  $Q$  discussed in Section 13.5. Therefore, we have

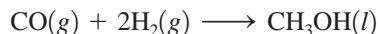
$$\Delta G = \Delta G^\circ + RT \ln(Q)$$

where  $Q$  is the reaction quotient (from the law of mass action),  $T$  is the temperature (K),  $R$  is the gas law constant and is equal to  $8.3145 \text{ J/K} \cdot \text{mol}$ ,  $\Delta G^\circ$  is the free energy change for the reaction with all reactants and products at a pressure of 1 atm, and  $\Delta G$  is the free energy change for the reaction for the specified pressures of reactants and products.

### EXAMPLE 17.13

### Calculating $\Delta G^\circ$

One method for synthesizing methanol ( $\text{CH}_3\text{OH}$ ) involves reacting carbon monoxide and hydrogen gases:



Calculate  $\Delta G$  at  $25^\circ\text{C}$  for this reaction where carbon monoxide gas at 5.0 atm and hydrogen gas at 3.0 atm are converted to liquid methanol.

#### Solution

To calculate  $\Delta G$  for this process, we use the equation

$$\Delta G = \Delta G^\circ + RT \ln(Q)$$

We must first compute  $\Delta G^\circ$  from standard free energies of formation (see Appendix 4). Since

$$\begin{aligned} \Delta G_{\text{f}}^\circ(\text{CH}_3\text{OH}(l)) &= -166 \text{ kJ} \\ \Delta G_{\text{f}}^\circ(\text{H}_2(g)) &= 0 \\ \Delta G_{\text{f}}^\circ(\text{CO}(g)) &= -137 \text{ kJ} \\ \Delta G^\circ &= -166 \text{ kJ} - (-137 \text{ kJ}) - 0 = -29 \text{ kJ} = -2.9 \times 10^4 \text{ J} \end{aligned}$$

Note that this is the value of  $\Delta G^\circ$  for the reaction of 1 mol CO with 2 mol  $\text{H}_2$  to produce 1 mol  $\text{CH}_3\text{OH}$ . We might call this the value of  $\Delta G^\circ$  for one “round” of the reaction or for one mole of the reaction. Thus the  $\Delta G^\circ$  value might better be written as  $-2.9 \times 10^4 \text{ J/mol}$  of reaction, or  $-2.9 \times 10^4 \text{ J/mol rxn}$ .

We can now calculate  $\Delta G$  using

$$\begin{aligned} \Delta G^\circ &= -2.9 \times 10^4 \text{ J/mol rxn} \\ R &= 8.3145 \text{ J/K} \cdot \text{mol} \\ T &= 273 + 25 = 298 \text{ K} \end{aligned}$$

$$Q = \frac{1}{(P_{\text{CO}})(P_{\text{H}_2}^2)} = \frac{1}{(5.0)(3.0)^2} = 2.2 \times 10^{-2}$$

Note that the pure liquid methanol is not included in the calculation of  $Q$ . Then

$$\begin{aligned} \Delta G &= \Delta G^\circ + RT \ln(Q) \\ &= (-2.9 \times 10^4 \text{ J/mol rxn}) + (8.3145 \text{ J/K} \cdot \text{mol rxn})(298 \text{ K}) \ln(2.2 \times 10^{-2}) \\ &= (-2.9 \times 10^4 \text{ J/mol rxn}) - (9.4 \times 10^3 \text{ J/mol rxn}) = -3.8 \times 10^4 \text{ J/mol rxn} \\ &= -38 \text{ kJ/mol rxn} \end{aligned}$$

Note in this case that  $\Delta G$  is defined for “one mole of the reaction,” that is, for 1 mol  $\text{CO}(g)$  reacting with 2 mol  $\text{H}_2(g)$  to form 1 mol  $\text{CH}_3\text{OH}(l)$ . Thus  $\Delta G$ ,  $\Delta G^\circ$ , and  $RT \ln(Q)$  all have units of J/mol of reaction. In this case the units of  $R$  are actually  $\text{J/K} \cdot \text{mol}$  of reaction, although they are usually not written this way.

Note that  $\Delta G$  is significantly more negative than  $\Delta G^\circ$ , implying that the reaction is more spontaneous at reactant pressures greater than 1 atm. We might expect this result from Le Châtelier's principle.

SEE EXERCISES 17.59 AND 17.60

## The Meaning of $\Delta G$ for a Chemical Reaction

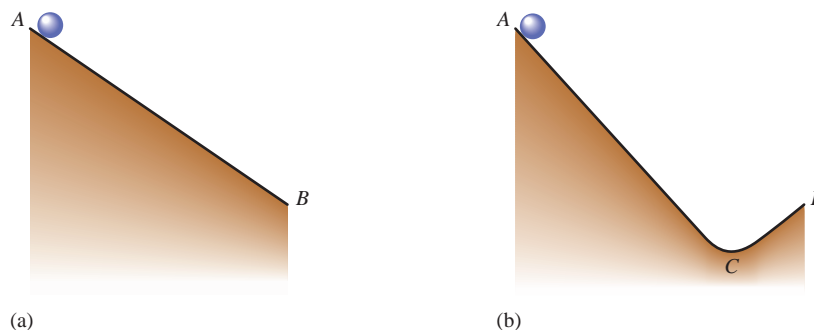
In this section we have learned to calculate  $\Delta G$  for chemical reactions under various conditions. For example, in Example 17.13 the calculations show that the formation of  $\text{CH}_3\text{OH}(l)$  from  $\text{CO}(g)$  at 5.0 atm reacting with  $\text{H}_2(g)$  at 3.0 atm is spontaneous. What does this result mean? Does it mean that if we mixed 1.0 mol  $\text{CO}(g)$  and 2.0 mol  $\text{H}_2(g)$  together at pressures of 5.0 and 3.0 atm, respectively, that 1.0 mol  $\text{CH}_3\text{OH}(l)$  would form in the reaction flask? The answer is no. This answer may surprise you in view of what has been said in this section. It is true that 1.0 mol  $\text{CH}_3\text{OH}(l)$  has a lower free energy than 1.0 mol  $\text{CO}(g)$  at 5.0 atm plus 2.0 mol  $\text{H}_2(g)$  at 3.0 atm. However, when  $\text{CO}(g)$  and  $\text{H}_2(g)$  are mixed under these conditions, there is *an even lower free energy available to this system than 1.0 mol pure  $\text{CH}_3\text{OH}(l)$* . For reasons we will discuss shortly, *the system can achieve the lowest possible free energy by going to equilibrium, not by going to completion*. At the equilibrium position, some of the  $\text{CO}(g)$  and  $\text{H}_2(g)$  will remain in the reaction flask. So even though 1.0 mol pure  $\text{CH}_3\text{OH}(l)$  is at a lower free energy than 1.0 mol  $\text{CO}(g)$  and 2.0 mol  $\text{H}_2(g)$  at 5.0 and 3.0 atm, respectively, the reaction system will stop short of forming 1.0 mol  $\text{CH}_3\text{OH}(l)$ . The reaction stops short of completion because the equilibrium mixture of  $\text{CH}_3\text{OH}(l)$ ,  $\text{CO}(g)$ , and  $\text{H}_2(g)$  exists at the lowest possible free energy available to the system.

To illustrate this point, we will explore a mechanical example. Consider balls rolling down the two hills shown in Fig. 17.7. Note that in both cases point *B* has a lower potential energy than point *A*.

In Fig. 17.7(a) the ball will roll to point *B*. This diagram is analogous to a phase change. For example, at  $25^\circ\text{C}$  ice will spontaneously change completely to liquid water, because the latter has the lowest free energy. In this case liquid water is the only choice. There is no intermediate mixture of ice and water with lower free energy.

The situation is different for a chemical reaction system, as illustrated in Fig. 17.7(b). In Fig. 17.7(b) the ball will not get to point *B* because there is a lower potential energy at point *C*. Like the ball, a chemical system will seek the *lowest possible* free energy, which, for reasons we will discuss below, is the equilibrium position.

Therefore, although the value of  $\Delta G$  for a given reaction system tells us whether the products or reactants are favored under a given set of conditions, it does not mean that the system will proceed to pure products (if  $\Delta G$  is negative) or remain at pure reactants (if  $\Delta G$  is positive). Instead, the system will spontaneously go to the equilibrium position,



**Figure 17.7**

Schematic representations of balls rolling down two types of hills.

the lowest possible free energy available to it. In the next section we will see that the value of  $\Delta G^\circ$  for a particular reaction tells us exactly where this position will be.

## 17.8 ► Free Energy and Equilibrium

When the components of a given chemical reaction are mixed, they will proceed, rapidly or slowly depending on the kinetics of the process, to the equilibrium position. In Chapter 13 we defined the equilibrium position as the point at which the forward and reverse reaction rates are equal. In this chapter we look at equilibrium from a thermodynamic point of view, and we find that the **equilibrium point occurs at the lowest value of free energy available to the reaction system**. As it turns out, the two definitions give the same equilibrium state, which must be the case for both the kinetic and thermodynamic models to be valid.

To understand the relationship of free energy to equilibrium, let's consider the following simple hypothetical reaction:



where 1.0 mole of gaseous A is initially placed in a reaction vessel at a pressure of 2.0 atm. The free energies for A and B are diagrammed as shown in Fig. 17.8(a). As A reacts to form B, the total free energy of the system changes, yielding the following results:

$$\text{Free energy of A} = G_A = G_A^\circ + RT \ln(P_A)$$

$$\text{Free energy of B} = G_B = G_B^\circ + RT \ln(P_B)$$

$$\text{Total free energy of system} = G = G_A + G_B$$

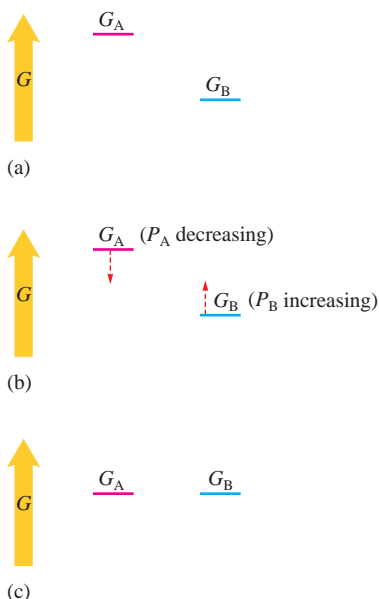
As A changes to B,  $G_A$  will decrease because  $P_A$  is decreasing [Fig. 17.8(b)]. In contrast,  $G_B$  will increase because  $P_B$  is increasing. The reaction will proceed to the right as long as the total free energy of the system decreases (as long as  $G_B$  is less than  $G_A$ ). At some point the pressures of A and B reach the values  $P_A^\circ$  and  $P_B^\circ$  that make  $G_A$  equal to  $G_B$ . *The system has reached equilibrium* [Fig. 17.8(c)]. Since A at pressure  $P_A^\circ$  and B at pressure  $P_B^\circ$  have the same free energy ( $G_A$  equals  $G_B$ ),  $\Delta G$  is zero for A at pressure  $P_A^\circ$  changing to B at pressure  $P_B^\circ$ . *The system has reached minimum free energy*. There is no longer any driving force to change A to B or B to A, so the system remains at this position (the pressures of A and B remain constant).

Suppose that for the experiment described above, the plot of free energy versus the mole fraction of A reacted is defined as shown in Fig. 17.9(a). In this experiment, minimum free energy is reached when 75% of A has been changed to B. At this point, the pressure of A is 0.25 times the original pressure, or

$$(0.25)(2.0 \text{ atm}) = 0.50 \text{ atm}$$

The pressure of B is

$$(0.75)(2.0 \text{ atm}) = 1.5 \text{ atm}$$

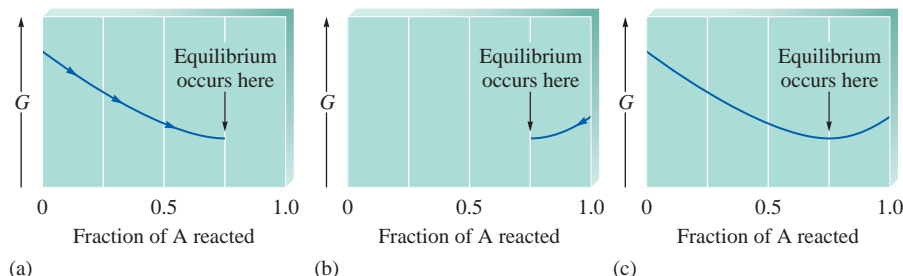


**Figure 17.8**

(a) The initial free energies of A and B. (b) As  $A(g)$  changes to  $B(g)$ , the free energy of A decreases and that of B increases. (c) Eventually, pressures of A and B are achieved such that  $G_A = G_B$ , the equilibrium position.

**Figure 17.9**

(a) The change in free energy to reach equilibrium, beginning with 1.0 mol  $A(g)$  at  $P_A = 2.0$  atm. (b) The change in free energy to reach equilibrium, beginning with 1.0 mol  $B(g)$  at  $P_B = 2.0$  atm. (c) The free energy profile for  $A(g) \rightleftharpoons B(g)$  in a system containing 1.0 mol (A plus B) at  $P_{\text{TOTAL}} = 2.0$  atm. Each point on the curve corresponds to the total free energy of the system for a given combination of A and B.



Since this is the equilibrium position, we can use the equilibrium pressures to calculate a value for  $K$  for the reaction in which A is converted to B at this temperature:

$$K = \frac{P_B^e}{P_A^e} = \frac{1.5 \text{ atm}}{0.50 \text{ atm}} = 3.0$$

For the reaction  $A(g) \rightleftharpoons B(g)$ , the pressure is constant during the reaction, since the same number of gas molecules is always present.

Exactly the same equilibrium point would be achieved if we placed 1.0 mol pure B(g) in the flask at a pressure of 2.0 atm. In this case B would change to A until equilibrium ( $G_B = G_A$ ) is reached. This is shown in Fig. 17.9(b).

The overall free energy curve for this system is shown in Fig. 17.9(c). Note that any mixture of A(g) and B(g) containing 1.0 mol (A plus B) at a total pressure of 2.0 atm will react until it reaches the minimum in the curve.

In summary, when substances undergo a chemical reaction, the reaction proceeds to the minimum free energy (equilibrium), which corresponds to the point where

$$G_{\text{products}} = G_{\text{reactants}} \quad \text{or} \quad \Delta G = G_{\text{products}} - G_{\text{reactants}} = 0$$

We can now establish a quantitative relationship between free energy and the value of the equilibrium constant. We have seen that

$$\Delta G = \Delta G^\circ + RT \ln(Q)$$

and at equilibrium  $\Delta G$  equals 0 and  $Q$  equals  $K$ .

$$\text{So} \quad \Delta G = 0 = \Delta G^\circ + RT \ln(K)$$

$$\text{or} \quad \Delta G^\circ = -RT \ln(K)$$

We must note the following characteristics of this very important equation.

*Case 1:*  $\Delta G^\circ = 0$ . When  $\Delta G^\circ$  equals zero for a particular reaction, the free energies of the reactants and products are equal when all components are in the standard states (1 atm for gases). The system is at equilibrium when the pressures of all reactants and products are 1 atm, which means that  $K$  equals 1.

*Case 2:*  $\Delta G^\circ < 0$ . In this case  $\Delta G^\circ$  ( $G_{\text{products}}^\circ - G_{\text{reactants}}^\circ$ ) is negative, which means that

$$G_{\text{products}}^\circ < G_{\text{reactants}}^\circ$$

If a flask contains the reactants and products, all at 1 atm, the system will *not* be at equilibrium. Since  $G_{\text{products}}^\circ$  is less than  $G_{\text{reactants}}^\circ$ , the system will adjust to the right to reach equilibrium. In this case  $K$  will be *greater than 1*, since the pressures of the products at equilibrium will be greater than 1 atm and the pressures of the reactants at equilibrium will be less than 1 atm.

*Case 3:*  $\Delta G^\circ > 0$ . Since  $\Delta G^\circ$  ( $G_{\text{products}}^\circ - G_{\text{reactants}}^\circ$ ) is positive,

$$G_{\text{reactants}}^\circ < G_{\text{products}}^\circ$$

If a flask contains the reactants and products, all at 1 atm, the system will *not* be at equilibrium. In this case the system will adjust to the left (toward the reactants, which have a lower free energy) to reach equilibrium. The value of  $K$  will be *less than 1*, since at equilibrium the pressures of the reactants will be greater than 1 atm and the pressures of the products will be less than 1 atm.

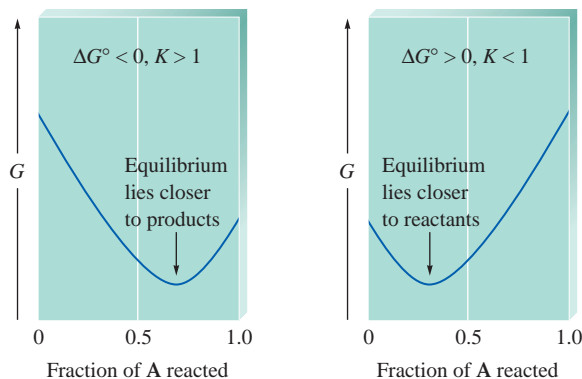
These results are summarized in Table 17.6 and Figure 17.10. The value of  $K$  for a specific reaction can be calculated from the equation

$$\Delta G^\circ = -RT \ln(K)$$

as is shown in Examples 17.14 and 17.15.

**Table 17.6** ▶ Qualitative Relationship Between the Change in Standard Free Energy and the Equilibrium Constant for a Given Reaction

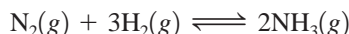
$\Delta G^\circ$	$K$
$\Delta G^\circ = 0$	$K = 1$
$\Delta G^\circ < 0$	$K > 1$
$\Delta G^\circ > 0$	$K < 1$

**Figure 17.10**

The relationship of  $\Delta G^\circ$  for a reaction to its eventual equilibrium position.

**EXAMPLE 17.14****Free Energy and Equilibrium I**

Consider the ammonia synthesis reaction



where  $\Delta G^\circ = -33.3$  kJ per mole of  $\text{N}_2$  consumed at  $25^\circ\text{C}$ . For each of the following mixtures of reactants and products at  $25^\circ\text{C}$ , predict the direction in which the system will shift to reach equilibrium.

- $P_{\text{NH}_3} = 1.00$  atm,  $P_{\text{N}_2} = 1.47$  atm,  $P_{\text{H}_2} = 1.00 \times 10^{-2}$  atm
- $P_{\text{NH}_3} = 1.00$  atm,  $P_{\text{N}_2} = 1.00$  atm,  $P_{\text{H}_2} = 1.00$  atm

**Solution**

- We can predict the direction of reaction to equilibrium by calculating the value of  $\Delta G$  using the equation

$$\Delta G = \Delta G^\circ + RT \ln(Q)$$

where

$$Q = \frac{P_{\text{NH}_3}^2}{(P_{\text{N}_2})(P_{\text{H}_2})^3} = \frac{(1.00)^2}{(1.47)(1.00 \times 10^{-2})^3} = 6.80 \times 10^5$$

$$T = 25 + 273 = 298 \text{ K}$$

$$R = 8.3145 \text{ J/K} \cdot \text{mol}$$

and

$$\Delta G^\circ = -33.3 \text{ kJ/mol} = -3.33 \times 10^4 \text{ J/mol}$$

Then

$$\begin{aligned} \Delta G &= (-3.33 \times 10^4 \text{ J/mol}) + (8.3145 \text{ J/K} \cdot \text{mol})(298 \text{ K}) \ln(6.8 \times 10^5) \\ &= (-3.33 \times 10^4 \text{ J/mol}) + (3.33 \times 10^4 \text{ J/mol}) = 0 \end{aligned}$$

Since  $\Delta G = 0$ , the reactants and products have the same free energies at these partial pressures. The system is already at equilibrium, and no shift will occur.

- The partial pressures given here are all 1.00 atm, which means that the system is in the standard state. That is,

$$\begin{aligned} \Delta G &= \Delta G^\circ + RT \ln(Q) = \Delta G^\circ + RT \ln \frac{(1.00)^2}{(1.00)(1.00)^3} \\ &= \Delta G^\circ + RT \ln(1.00) = \Delta G^\circ + 0 = \Delta G^\circ \end{aligned}$$

The units of  $\Delta G$ ,  $\Delta G^\circ$ , and  $RT \ln(Q)$  all refer to the balanced reaction with all amounts expressed in moles. We might say that the units are joules per “mole of reaction,” although only the “per mole” is indicated for  $R$  (as is customary).

For this reaction at 25°C,

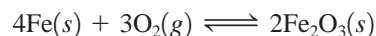
$$\Delta G^\circ = -33.3 \text{ kJ/mol}$$

The negative value for  $\Delta G^\circ$  means that in their standard states the products have a lower free energy than the reactants. Thus the system will move to the right to reach equilibrium. That is,  $K$  is greater than 1.

SEE EXERCISE 17.61

### EXAMPLE 17.15 Free Energy and Equilibrium II

The overall reaction for the corrosion (rusting) of iron by oxygen is



Using the following data, calculate the equilibrium constant for this reaction at 25°C.

Substance	$\Delta H_f^\circ$ (kJ/mol)	$S^\circ$ (J/K · mol)
$\text{Fe}_2\text{O}_3(s)$	-826	90
$\text{Fe}(s)$	0	27
$\text{O}_2(g)$	0	205

#### Solution

To calculate  $K$  for this reaction, we will use the equation

$$\Delta G^\circ = -RT \ln(K)$$

We must first calculate  $\Delta G^\circ$  from

$$\Delta G^\circ = \Delta H^\circ - T\Delta S^\circ$$

where

$$\begin{aligned} \Delta H^\circ &= 2\Delta H_f^\circ(\text{Fe}_2\text{O}_3(s)) - 3\Delta H_f^\circ(\text{O}_2(g)) - 4\Delta H_f^\circ(\text{Fe}(s)) \\ &= 2 \text{ mol}(-826 \text{ kJ/mol}) - 0 - 0 \\ &= -1652 \text{ kJ} = -1.652 \times 10^6 \text{ J} \end{aligned}$$

$$\begin{aligned} \Delta S^\circ &= 2S_{\text{Fe}_2\text{O}_3}^\circ - 3S_{\text{O}_2}^\circ - 4S_{\text{Fe}}^\circ \\ &= 2 \text{ mol}(90 \text{ J/K} \cdot \text{mol}) - 3 \text{ mol}(205 \text{ J/K} \cdot \text{mol}) - 4 \text{ mol}(27 \text{ J/K} \cdot \text{mol}) \\ &= -543 \text{ J/K} \end{aligned}$$

and

$$T = 273 + 25 = 298 \text{ K}$$

Then

$$\begin{aligned} \Delta G^\circ &= \Delta H^\circ - T\Delta S^\circ = (-1.652 \times 10^6 \text{ J}) - (298 \text{ K})(-543 \text{ J/K}) \\ &= -1.490 \times 10^6 \text{ J} \end{aligned}$$

and

$$\Delta G^\circ = -RT \ln(K) = -1.490 \times 10^6 \text{ J} = -(8.3145 \text{ J/K} \cdot \text{mol})(298 \text{ K}) \ln(K)$$

Thus

$$\ln(K) = \frac{1.490 \times 10^6}{2.48 \times 10^3} = 601$$

and

$$K = e^{601}$$



Formation of rust on bare steel is a spontaneous process.

This is a very large equilibrium constant. The rusting of iron is clearly very favorable from a thermodynamic point of view.

SEE EXERCISES 17.63 AND 17.64

## The Temperature Dependence of $K$

In Chapter 13 we used Le Châtelier's principle to predict qualitatively how the value of  $K$  for a given reaction would change with a change in temperature. Now we can specify the quantitative dependence of the equilibrium constant on temperature from the relationship

$$\Delta G^\circ = -RT \ln(K) = \Delta H^\circ - T\Delta S^\circ$$

We can rearrange this equation to give

$$\ln(K) = -\frac{\Delta H^\circ}{RT} + \frac{\Delta S^\circ}{R} = -\frac{\Delta H^\circ}{R} \left( \frac{1}{T} \right) + \frac{\Delta S^\circ}{R}$$

Note that this is a linear equation of the form  $y = mx + b$ , where  $y = \ln(K)$ ,  $m = -\Delta H^\circ/R =$  slope,  $x = 1/T$ , and  $b = \Delta S^\circ/R =$  intercept. This means that if values of  $K$  for a given reaction are determined at various temperatures, a plot of  $\ln(K)$  versus  $1/T$  will be linear, with slope  $-\Delta H^\circ/R$  and intercept  $\Delta S^\circ/R$ . This result assumes that both  $\Delta H^\circ$  and  $\Delta S^\circ$  are independent of temperature over the temperature range considered. This assumption is a good approximation over a relatively small temperature range.

## 17.9 ► Free Energy and Work

One of the main reasons we are interested in physical and chemical processes is that we want to use them to do work for us, and we want this work done as efficiently and economically as possible. We have already seen that at constant temperature and pressure, the sign of the change in free energy tells us whether a given process is spontaneous. This is very useful information because it prevents us from wasting effort on a process that has no inherent tendency to occur. Although a thermodynamically favorable chemical reaction may not occur to any appreciable extent because it is too slow, it makes sense in this case to try to find a catalyst to speed up the reaction. On the other hand, if the reaction is prevented from occurring by its thermodynamic characteristics, we would be wasting our time looking for a catalyst.

In addition to its qualitative usefulness (telling us whether a process is spontaneous), the change in free energy is important quantitatively because it can tell us how much work can be done with a given process. **The maximum possible useful work obtainable from a process at constant temperature and pressure is equal to the change in free energy:**

$$w_{\max} = \Delta G$$

This relationship explains why this function is called the *free* energy. Under certain conditions,  $\Delta G$  for a spontaneous process represents the energy that is *free to do useful work*. On the other hand, for a process that is not spontaneous, the value of  $\Delta G$  tells us the minimum amount of work that must be *expended* to make the process occur.

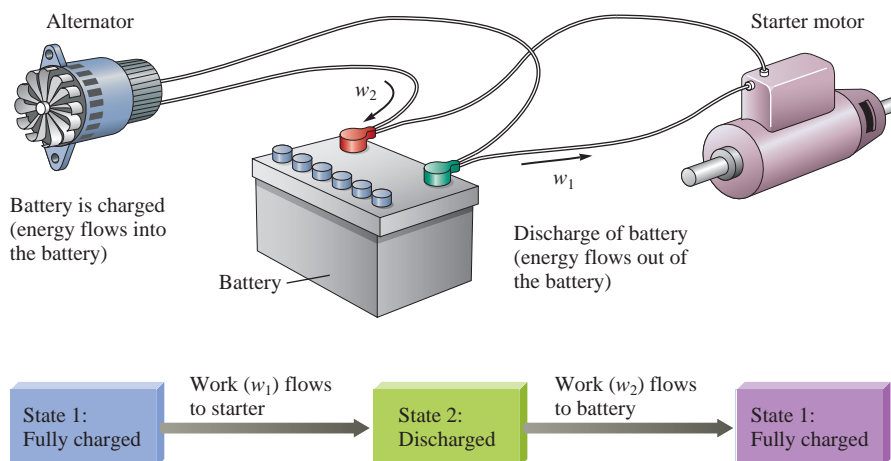
Knowing the value of  $\Delta G$  for a process thus gives us valuable information about how close the process is to 100% efficiency. For example, when gasoline is burned in a car's engine, the work produced is about 20% of the maximum work available.

For reasons we will only briefly introduce in this book, the amount of work we actually obtain from a spontaneous process is *always* less than the maximum possible amount.

Note that "PV work" is not counted as useful work here.

**Figure 17.11**

A battery can do work by sending current to a starter motor. The battery can then be recharged by forcing current through it in the opposite direction. If the current flow in both processes is infinitesimally small,  $w_1 = w_2$ . This is a *reversible process*. But if the current flow is finite, as it would be in any real case,  $w_2 > w_1$ . This is an *irreversible process* (the *universe is different* after the cyclic process occurs). All real processes are irreversible.



To explore this idea more fully, let's consider an electric current flowing through the starter motor of a car. The current is generated from a chemical change in a battery, and we can calculate  $\Delta G$  for the battery reaction and so determine the energy available to do work. Can we use all this energy to do work? No, because a current flowing through a wire causes frictional heating, and the greater the current, the greater the heat. This heat represents wasted energy—it is not useful for running the starter motor. We can minimize this energy waste by running very low currents through the motor circuit. However, zero current flow would be necessary to eliminate frictional heating entirely, and we cannot derive any work from the motor if no current flows. This represents the difficulty in which nature places us. Using a process to do work requires that some of the energy be wasted, and usually the faster we run the process, the more energy we waste.

Achieving the maximum work available from a spontaneous process can occur only via a hypothetical pathway. Any real pathway wastes energy. If we could discharge the battery infinitely slowly by an infinitesimal current flow, we would achieve the maximum useful work. Also, if we could then recharge the battery using an infinitesimally small current, exactly the same amount of energy would be used to return the battery to its original state. After we cycle the battery in this way, the universe (the system and surroundings) is exactly the same as it was before the cyclic process. This is a **reversible process** (see Fig. 17.11).

However, if the battery is discharged to run the starter motor and then recharged using a *finite* current flow, as is the case in reality, *more* work will always be required to recharge the battery than the battery produces as it discharges. This means that even though the battery (the system) has returned to its original state, the surroundings have not, because the surroundings had to furnish a net amount of work as the battery was cycled. The *universe is different* after this cyclic process is performed, and this function is called an **irreversible process**. *All real processes are irreversible*.

In general, after any real cyclic process is carried out in a system, the surroundings have less ability to do work and contain more thermal energy. In any real cyclic process in the system, work is changed to heat in the surroundings, and the entropy of the universe increases. This is another way of stating the second law of thermodynamics.

Thus thermodynamics tells us the work potential of a process and then tells us that we can never achieve this potential. In this spirit, thermodynamicist Henry Bent has paraphrased the first two laws of thermodynamics as follows:

First law: You can't win, you can only break even.

Second law: You can't break even.



When energy is used to do work, it becomes less organized and less concentrated and thus less useful.

The ideas we have discussed in this section are applicable to the energy crisis that will probably increase in severity over the next 25 years. The crisis is obviously not one of supply; the first law tells us that the universe contains a constant supply of energy. The problem is the availability of *useful* energy. As we use energy, we degrade its usefulness. For example, when gasoline reacts with oxygen in the combustion reaction, the change in potential energy results in heat flow. Thus the energy concentrated in the bonds of the gasoline and oxygen molecules ends up *spread* over the surroundings as thermal energy, where it is much more difficult to harness for useful work. This is a way in which the entropy of the universe increases: Concentrated energy becomes spread out—more disordered and less useful. Thus the crux of the energy problem is that we are rapidly consuming the concentrated energy found in fossil fuels. It took millions of years to concentrate the sun's energy in these fuels, and we will consume these same fuels in a few hundred years. Thus we must use these energy sources as wisely as possible.

## For Review

### ► Key Terms

#### Section 17.1

spontaneous process  
entropy  
positional probability

#### Section 17.2

second law of thermodynamics

#### Section 17.4

free energy

#### Section 17.5

third law of thermodynamics

#### Section 17.6

standard free energy change  
standard free energy of formation

#### Section 17.8

equilibrium point (thermodynamic definition)

#### Section 17.9

reversible process  
irreversible process

#### First law of thermodynamics

- States that the energy of the universe is constant
- Provides a way to keep track of energy as it changes form
- Gives no information about why a particular process occurs in a given direction

#### Second law of thermodynamics

- States that for any spontaneous process there is always an increase in the entropy of the universe
- Entropy ( $S$ ) is a thermodynamic function that describes the number of arrangements (positions and/or energy levels) available to a system existing in a given state
  - Nature spontaneously proceeds toward states that have the highest probability of occurring
  - Using entropy, thermodynamics can predict the direction in which a process will occur spontaneously:

$$\Delta S_{\text{univ}} = \Delta S_{\text{sys}} + \Delta S_{\text{surr}}$$

- For a spontaneous process,  $\Delta S_{\text{univ}}$  must be positive
- For a process at constant temperature and pressure:
  - $\Delta S_{\text{sys}}$  is dominated by “positional” entropy
  - For a chemical reaction,  $\Delta S_{\text{sys}}$  is dominated by changes in the number of gaseous molecules
  - $\Delta S_{\text{surr}}$  is determined by heat:

$$\Delta S_{\text{surr}} = -\frac{\Delta H}{T}$$

- $\Delta S_{\text{surr}}$  is positive for an exothermic process ( $\Delta H$  is negative)
- Because  $\Delta S_{\text{surr}}$  depends inversely on  $T$ , exothermicity becomes a more important driving force at low temperatures
- Thermodynamics cannot predict the rate at which a system will spontaneously change; the principles of kinetics are necessary to do this

#### Third law of thermodynamics

- States that the entropy of a perfect crystal at 0 K is zero

**Free energy (G)**

- Free energy is a state function:

$$G = H - TS$$

- A process occurring at constant temperature and pressure is spontaneous in the direction in which its free energy decreases ( $\Delta G < 0$ )
- For a reaction the standard free energy change ( $\Delta G^\circ$ ) is the change in free energy that occurs when reactants in their standard states are converted to products in their standard states
- The standard free energy change for a reaction can be determined from the standard free energies of formation ( $\Delta G_f^\circ$ ) of the reactants and products:

$$\Delta G^\circ = \sum n_p \Delta G_f^\circ(\text{products}) - \sum n_r \Delta G_f^\circ(\text{reactants})$$

- Free energy depends on temperature and pressure:

$$G = G^\circ + RT \ln P$$

- This relationship can be used to derive the relationship between  $\Delta G^\circ$  for a reaction and the value of its equilibrium constant  $K$ :

$$\Delta G^\circ = -RT \ln K$$

- For  $\Delta G^\circ = 0$ ,  $K = 1$
- For  $\Delta G^\circ < 0$ ,  $K > 1$
- For  $\Delta G^\circ > 0$ ,  $K < 1$
- The maximum possible useful work obtainable from a process at constant temperature and pressure is equal to the change in free energy:

$$w_{\max} = \Delta G$$

- In any real process,  $w < w_{\max}$
- When energy is used to do work in a real process, the energy of the universe remains constant but the usefulness of the energy decreases  
–Concentrated energy is spread out in the surroundings as thermal energy

**REVIEW QUESTIONS**

- Define the following:
  - spontaneous process
  - entropy
  - positional probability
  - system
  - surroundings
  - universe
- What is the second law of thermodynamics? For any process, there are four possible sign combinations for  $\Delta S_{\text{sys}}$  and  $\Delta S_{\text{surr}}$ . Which sign combination(s) always give a spontaneous process? Which sign combination(s) always give a non-spontaneous process? Which sign combination(s) may or may not give a spontaneous process?
- What determines  $\Delta S_{\text{surr}}$  for a process? To calculate  $\Delta S_{\text{surr}}$  at constant pressure and temperature, we use the following equation:  $\Delta S_{\text{surr}} = -\Delta H/T$ . Why does a minus sign appear in the equation, and why is  $\Delta S_{\text{surr}}$  inversely proportional to temperature?
- The free energy change,  $\Delta G$ , for a process at constant temperature and pressure is related to  $\Delta S_{\text{univ}}$  and reflects the spontaneity of the process. How is  $\Delta G$  related to

$\Delta S_{\text{univ}}$ ? When is a process spontaneous? Nonspontaneous? At equilibrium?  $\Delta G$  is a composite term composed of  $\Delta H$ ,  $T$ , and  $\Delta S$ . What is the  $\Delta G$  equation? Give the four possible sign combinations for  $\Delta H$  and  $\Delta S$ . What temperatures are required for each sign combination to yield a spontaneous process? If  $\Delta G$  is positive, what does it say about the reverse process? How does the  $\Delta G = \Delta H - T\Delta S$  equation reduce when at the melting-point temperature of a solid-to-liquid phase change or at the boiling-point temperature of a liquid-to-gas phase change? What is the sign of  $\Delta G$  for the solid-to-liquid phase change at temperatures above the freezing point? What is the sign of  $\Delta G$  for the liquid-to-gas phase change at temperatures below the boiling point?

5. What is the third law of thermodynamics? What are standard entropy values,  $S^\circ$ , and how are these  $S^\circ$  values (listed in Appendix 4) used to calculate  $\Delta S^\circ$  for a reaction? How would you use Hess's law to calculate  $\Delta S^\circ$  for a reaction? What does the superscript  $^\circ$  indicate?

Predicting the sign of  $\Delta S^\circ$  for a reaction is an important skill to master. For a gas-phase reaction, what do you concentrate on to predict the sign of  $\Delta S^\circ$ ? For a phase change, what do you concentrate on to predict the sign of  $\Delta S^\circ$ ? That is, how are  $S^\circ_{\text{solid}}$ ,  $S^\circ_{\text{liquid}}$ , and  $S^\circ_{\text{gas}}$  related to one another? When a solute dissolves in water, what is usually the sign of  $\Delta S^\circ$  for this process?

6. What is the standard free energy change,  $\Delta G^\circ$ , for a reaction? What is the standard free energy of formation,  $\Delta G_f^\circ$ , for a substance? How are  $\Delta G_f^\circ$  values used to calculate  $\Delta G_{\text{rxn}}^\circ$ ? How can you use Hess's law to calculate  $\Delta G_{\text{rxn}}^\circ$ ? How can you use  $\Delta H^\circ$  and  $\Delta S^\circ$  values to calculate  $\Delta G_{\text{rxn}}^\circ$ ? Of the functions  $\Delta H^\circ$ ,  $\Delta S^\circ$ , and  $\Delta G^\circ$ , which depends most strongly on temperature? When  $\Delta G^\circ$  is calculated at temperatures other than  $25^\circ\text{C}$ , what assumptions are generally made concerning  $\Delta H^\circ$  and  $\Delta S^\circ$ ?
7. If you calculate a value for  $\Delta G^\circ$  for a reaction using the values of  $\Delta G_f^\circ$  in Appendix 4 and get a negative number, is it correct to say that the reaction is always spontaneous? Why or why not? Free energy changes also depend on concentration. For gases, how is  $G$  related to the pressure of the gas? What are standard pressures for gases and standard concentrations for solutes? How do you calculate  $\Delta G$  for a reaction at nonstandard conditions? The equation to determine  $\Delta G$  at nonstandard conditions has  $Q$  in it: What is  $Q$ ? A reaction is spontaneous as long as  $\Delta G$  is negative; that is, reactions always proceed as long as the products have a lower free energy than the reactants. What is so special about equilibrium? Why don't reactions move away from equilibrium?
8. Consider the equation  $\Delta G = \Delta G^\circ + RT \ln(Q)$ . What is the value of  $\Delta G$  for a reaction at equilibrium? What does  $Q$  equal at equilibrium? At equilibrium, the previous equation reduces to  $\Delta G^\circ = -RT \ln(K)$ . When  $\Delta G^\circ > 0$ , what does it indicate about  $K$ ? When  $\Delta G^\circ < 0$ , what does it indicate about  $K$ ? When  $\Delta G^\circ = 0$ , what does it indicate about  $K$ ?  $\Delta G$  predicts spontaneity for a reaction, whereas  $\Delta G^\circ$  predicts the equilibrium position. Explain what this statement means. Under what conditions can you use  $\Delta G^\circ$  to determine the spontaneity of a reaction?
9. Even if  $\Delta G$  is negative, the reaction may not occur. Explain the interplay between the thermodynamics and the kinetics of a reaction. High temperatures are favorable to a reaction kinetically but may be unfavorable to a reaction thermodynamically. Explain.
10. Discuss the relationship between  $w_{\text{max}}$  and the magnitude and sign of the free energy change for a reaction. Also discuss  $w_{\text{max}}$  for real processes. What is a reversible process?

## ► Active Learning Questions

These questions are designed to be used by groups of students in class.

- For the process  $A(l) \longrightarrow A(g)$ , which direction is favored by changes in energy probability? Positional probability? Explain your answers. If you wanted to favor the process as written, would you raise or lower the temperature of the system? Explain.
- For a liquid, which would you expect to be larger,  $\Delta S_{\text{fusion}}$  or  $\Delta S_{\text{evaporation}}$ ? Why?
- Gas  $A_2$  reacts with gas  $B_2$  to form gas  $AB$  at a constant temperature. The bond energy of  $AB$  is much greater than that of either reactant. What can be said about the sign of  $\Delta H$ ?  $\Delta S_{\text{surr}}$ ?  $\Delta S$ ? Explain how potential energy changes for this process. Explain how random kinetic energy changes during the process.
- What types of experiments can be carried out to determine whether a reaction is spontaneous? Does spontaneity have any relationship to the final equilibrium position of a reaction? Explain.
- A friend tells you, "Free energy  $G$  and pressure  $P$  are related by the equation  $G = G^\circ + RT \ln(P)$ . Also,  $G$  is related to the equilibrium constant  $K$  in that when  $G_{\text{products}} = G_{\text{reactants}}$ , the system is at equilibrium. Therefore, it must be true that a system is at equilibrium when all the pressures are equal." Do you agree with this friend? Explain.
- You remember that  $\Delta G^\circ$  is related to  $RT \ln(K)$  but cannot remember if it's  $RT \ln(K)$  or  $-RT \ln(K)$ . Realizing what  $\Delta G^\circ$  and  $K$  mean, how can you figure out the correct sign?
- Predict the sign of  $\Delta S$  for each of the following and explain.
  - the evaporation of alcohol
  - the freezing of water
  - compressing an ideal gas at constant temperature
  - dissolving NaCl in water
- Is  $\Delta S_{\text{surr}}$  favorable or unfavorable for exothermic reactions? Endothermic reactions? Explain.
- At 1 atm, liquid water is heated above  $100^\circ\text{C}$ . For this process, which of the following choices (i–iv) is correct for  $\Delta S_{\text{surr}}$ ?  $\Delta S$ ?  $\Delta S_{\text{univ}}$ ? Explain each answer.
  - greater than zero
  - less than zero
  - equal to zero
  - cannot be determined
- When (if ever) are high temperatures unfavorable to a reaction thermodynamically?

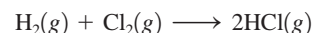
A blue question or exercise number indicates that the answer to that question or exercise appears at the back of this book and a solution appears in the *Solutions Guide*, as found on PowerLecture.

## ► Questions

- The synthesis of glucose directly from  $\text{CO}_2$  and  $\text{H}_2\text{O}$  and the synthesis of proteins directly from amino acids are both non-spontaneous processes under standard conditions. Yet it is necessary for these to occur for life to exist. In light of the second law of thermodynamics, how can life exist?
- When the environment is contaminated by a toxic or potentially toxic substance (for example, from a chemical spill or the use

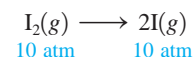
of insecticides), the substance tends to disperse. How is this consistent with the second law of thermodynamics? In terms of the second law, which requires the least work: cleaning the environment after it has been contaminated or trying to prevent the contamination before it occurs? Explain.

- Entropy has been described as "time's arrow." Interpret this view of entropy.
- A mixture of hydrogen gas and chlorine gas remains unreacted until it is exposed to ultraviolet light from a burning magnesium strip. Then the following reaction occurs very rapidly:

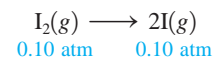


Explain.

- Table 17.1 shows the possible arrangements of four molecules in a two-bulbed flask. What are the possible arrangements if there is one molecule in this two-bulbed flask or two molecules or three molecules? For each, what arrangement is most likely?
- $\Delta S_{\text{surr}}$  is sometimes called the energy disorder term. Explain.
- The third law of thermodynamics states that the entropy of a perfect crystal at 0 K is zero. In Appendix 4,  $\text{F}^-(aq)$ ,  $\text{OH}^-(aq)$ , and  $\text{S}^{2-}(aq)$  all have negative standard entropy values. How can  $S^\circ$  values be less than zero?
- The deciding factor on why HF is a weak acid and not a strong acid like the other hydrogen halides is entropy. What occurs when HF dissociates in water as compared to the other hydrogen halides?
- List three different ways to calculate the standard free energy change,  $\Delta G^\circ$ , for a reaction at  $25^\circ\text{C}$ . How is  $\Delta G^\circ$  estimated at temperatures other than  $25^\circ\text{C}$ ? What assumptions are made?
- What information can be determined from  $\Delta G$  for a reaction? Does one get the same information from  $\Delta G^\circ$ , the standard free energy change?  $\Delta G^\circ$  allows determination of the equilibrium constant  $K$  for a reaction. How? How can one estimate the value of  $K$  at temperatures other than  $25^\circ\text{C}$  for a reaction? How can one estimate the temperature where  $K = 1$  for a reaction? Do all reactions have a specific temperature where  $K = 1$ ?
- Monochloroethane ( $\text{C}_2\text{H}_5\text{Cl}$ ) can be produced by the direct reaction of ethane gas ( $\text{C}_2\text{H}_6$ ) with chlorine gas or by the reaction of ethylene gas ( $\text{C}_2\text{H}_4$ ) with hydrogen chloride gas. The second reaction gives almost a 100% yield of pure  $\text{C}_2\text{H}_5\text{Cl}$  at a rapid rate without catalysis. The first method requires light as an energy source or the reaction would not occur. Yet  $\Delta G^\circ$  for the first reaction is considerably more negative than  $\Delta G^\circ$  for the second reaction. Explain how this can be so.
- At 1500 K, the process



is not spontaneous. However, the process



is spontaneous at 1500 K. Explain.

## Exercises

In this section similar exercises are paired.

### Spontaneity, Entropy, and the Second Law of Thermodynamics: Free Energy

23. Which of the following processes are spontaneous?
- Salt dissolves in  $\text{H}_2\text{O}$ .
  - A clear solution becomes a uniform color after a few drops of dye are added.
  - Iron rusts.
  - You clean your bedroom.
24. Which of the following processes are spontaneous?
- A house is built.
  - A satellite is launched into orbit.
  - A satellite falls back to earth.
  - The kitchen gets cluttered.
25. Consider the following energy levels, each capable of holding two objects:

$$E = 2 \text{ kJ} \quad \underline{\hspace{1cm}}$$

$$E = 1 \text{ kJ} \quad \underline{\hspace{1cm}}$$

$$E = 0 \quad \underline{\text{XX}}$$

Draw all the possible arrangements of the two identical particles (represented by X) in the three energy levels. What total energy is most likely, that is, occurs the greatest number of times? Assume that the particles are indistinguishable from each other.

26. Redo Exercise 25 with two particles A and B, which can be distinguished from each other.
27. Choose the compound with the larger positional probability in each case.
- 1 mol  $\text{H}_2$  (at STP) or 1 mol  $\text{H}_2$  (at  $100^\circ\text{C}$ , 0.5 atm)
  - 1 mol  $\text{N}_2$  (at STP) or 1 mol  $\text{N}_2$  (at 100 K, 2.0 atm)
  - 1 mol  $\text{H}_2\text{O}(s)$  (at  $0^\circ\text{C}$ ) or 1 mol  $\text{H}_2\text{O}(l)$  (at  $20^\circ\text{C}$ )
28. Which of the following involve an increase in the entropy of the system?
- melting of a solid
  - sublimation
  - freezing
  - mixing
  - separation
  - boiling

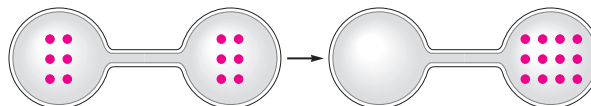
29. Predict the sign of  $\Delta S_{\text{surr}}$  for the following processes.
- $\text{H}_2\text{O}(l) \longrightarrow \text{H}_2\text{O}(g)$
  - $\text{I}_2(g) \longrightarrow \text{I}_2(s)$
30. Calculate  $\Delta S_{\text{surr}}$  for the following reactions at  $25^\circ\text{C}$  and 1 atm.
- $\text{C}_3\text{H}_8(g) + 5\text{O}_2(g) \longrightarrow 3\text{CO}_2(g) + 4\text{H}_2\text{O}(l)$   $\Delta H^\circ = -2221 \text{ kJ}$
  - $2\text{NO}_2(g) \longrightarrow 2\text{NO}(g) + \text{O}_2(g)$   $\Delta H^\circ = 112 \text{ kJ}$
31. Given the values of  $\Delta H$  and  $\Delta S$ , which of the following changes will be spontaneous at constant  $T$  and  $P$ ?
- $\Delta H = +25 \text{ kJ}$ ,  $\Delta S = +5.0 \text{ J/K}$ ,  $T = 300. \text{ K}$
  - $\Delta H = +25 \text{ kJ}$ ,  $\Delta S = +100. \text{ J/K}$ ,  $T = 300. \text{ K}$
  - $\Delta H = -10. \text{ kJ}$ ,  $\Delta S = +5.0 \text{ J/K}$ ,  $T = 298 \text{ K}$
  - $\Delta H = -10. \text{ kJ}$ ,  $\Delta S = -40. \text{ J/K}$ ,  $T = 200. \text{ K}$

32. At what temperatures will the following processes be spontaneous?
- $\Delta H = -18 \text{ kJ}$  and  $\Delta S = -60. \text{ J/K}$
  - $\Delta H = +18 \text{ kJ}$  and  $\Delta S = +60. \text{ J/K}$
  - $\Delta H = +18 \text{ kJ}$  and  $\Delta S = -60. \text{ J/K}$
  - $\Delta H = -18 \text{ kJ}$  and  $\Delta S = +60. \text{ J/K}$

33. Ethanethiol ( $\text{C}_2\text{H}_5\text{SH}$ ; also called ethyl mercaptan) is commonly added to natural gas to provide the “rotten egg” smell of a gas leak. The boiling point of ethanethiol is  $35^\circ\text{C}$  and its heat of vaporization is  $27.5 \text{ kJ/mol}$ . What is the entropy of vaporization for this substance?
34. For mercury, the enthalpy of vaporization is  $58.51 \text{ kJ/mol}$  and the entropy of vaporization is  $92.92 \text{ J/K} \cdot \text{mol}$ . What is the normal boiling point of mercury?
35. For ammonia ( $\text{NH}_3$ ), the enthalpy of fusion is  $5.65 \text{ kJ/mol}$  and the entropy of fusion is  $28.9 \text{ J/K} \cdot \text{mol}$ .
- Will  $\text{NH}_3(s)$  spontaneously melt at  $200. \text{ K}$ ?
  - What is the approximate melting point of ammonia?
36. The enthalpy of vaporization of chloroform ( $\text{CHCl}_3$ ) is  $31.4 \text{ kJ/mol}$  at its boiling point ( $61.7^\circ\text{C}$ ). Determine  $\Delta S_{\text{sys}}$ ,  $\Delta S_{\text{surr}}$ , and  $\Delta S_{\text{univ}}$  when  $1.00 \text{ mol}$  chloroform is vaporized at  $61.7^\circ\text{C}$  and  $1.00 \text{ atm}$ .

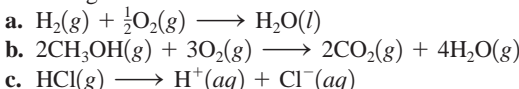
### Chemical Reactions: Entropy Changes and Free Energy

37. Predict the sign of  $\Delta S^\circ$  for each of the following changes.
- 



- $\text{AgCl}(s) \longrightarrow \text{Ag}^+(aq) + \text{Cl}^-(aq)$
  - $2\text{H}_2(g) + \text{O}_2(g) \longrightarrow 2\text{H}_2\text{O}(l)$
  - $\text{H}_2\text{O}(l) \longrightarrow \text{H}_2\text{O}(g)$
38. Predict the sign of  $\Delta S^\circ$  for each of the following changes.
- $\text{Na}(s) + \frac{1}{2}\text{Cl}_2(g) \longrightarrow \text{NaCl}(s)$
  - $\text{N}_2(g) + 3\text{H}_2(g) \longrightarrow 2\text{NH}_3(g)$
  - $\text{NaCl}(s) \longrightarrow \text{Na}^+(aq) + \text{Cl}^-(aq)$
  - $\text{NaCl}(s) \longrightarrow \text{NaCl}(l)$
39. For each of the following pairs of substances, which substance has the greater value of  $S^\circ$ ?
- $\text{C}_{\text{graphite}}(s)$  or  $\text{C}_{\text{diamond}}(s)$
  - $\text{C}_2\text{H}_5\text{OH}(l)$  or  $\text{C}_2\text{H}_5\text{OH}(g)$
  - $\text{CO}_2(s)$  or  $\text{CO}_2(g)$
40. For each of the following pairs, which substance has the greater value of  $S$ ?
- $\text{N}_2\text{O}$  (at  $0 \text{ K}$ ) or  $\text{He}$  (at  $10 \text{ K}$ )
  - $\text{N}_2\text{O}(g)$  (at  $1 \text{ atm}$ ,  $25^\circ\text{C}$ ) or  $\text{He}(g)$  (at  $1 \text{ atm}$ ,  $25^\circ\text{C}$ )
  - $\text{NH}_3(s)$  (at  $196 \text{ K}$ )  $\longrightarrow$   $\text{NH}_3(l)$  (at  $196 \text{ K}$ )
41. Predict the sign of  $\Delta S^\circ$  and then calculate  $\Delta S^\circ$  for each of the following reactions.
- $2\text{H}_2\text{S}(g) + \text{SO}_2(g) \longrightarrow 3\text{S}_{\text{rhombic}}(s) + 2\text{H}_2\text{O}(g)$
  - $2\text{SO}_3(g) \longrightarrow 2\text{SO}_2(g) + \text{O}_2(g)$
  - $\text{Fe}_2\text{O}_3(s) + 3\text{H}_2(g) \longrightarrow 2\text{Fe}(s) + 3\text{H}_2\text{O}(g)$

42. Predict the sign of  $\Delta S^\circ$  and then calculate  $\Delta S^\circ$  for each of the following reactions.




43. For the reaction



$\Delta S^\circ$  is equal to  $-358 \text{ J/K}$ . Use this value and data from Appendix 4 to calculate the value of  $S^\circ$  for  $\text{CF}_4(\text{g})$ .

44. For the reaction




$\Delta S^\circ$  is equal to  $-143 \text{ J/K}$ . Use this value and data from Appendix 4 to calculate the value of  $S^\circ$  for  $\text{CS}_2(\text{g})$ .

45. It is quite common for a solid to change from one structure to another at a temperature below its melting point. For example, sulfur undergoes a phase change from the rhombic crystal structure to the monoclinic crystal form at temperatures above  $95^\circ\text{C}$ .

- a. Predict the signs of  $\Delta H$  and  $\Delta S$  for the process  $\text{S}_{\text{rhombic}} \longrightarrow \text{S}_{\text{monoclinic}}$ .  
 b. Which form of sulfur has the more ordered crystalline structure (has the smaller positional probability)?

46. Two crystalline forms of white phosphorus are known. Both forms contain  $\text{P}_4$  molecules, but the molecules are packed together in different ways. The  $\alpha$  form is always obtained when the liquid freezes. However, below  $-76.9^\circ\text{C}$ , the  $\alpha$  form spontaneously converts to the  $\beta$  form:

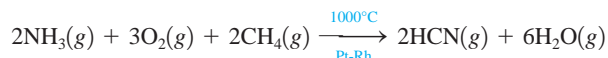


- a. Predict the signs of  $\Delta H$  and  $\Delta S$  for this process.  
 b. Predict which form of phosphorus has the more ordered crystalline structure (has the smaller positional probability).

47. Consider the reaction

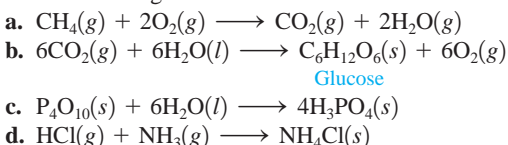


- a. Predict the signs of  $\Delta H$  and  $\Delta S$ .  
 b. Would the reaction be more spontaneous at high or low temperatures?  
 48. Hydrogen cyanide is produced industrially by the following exothermic reaction:

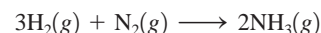


Is the high temperature needed for thermodynamic or kinetic reasons?

49. From data in Appendix 4, calculate  $\Delta H^\circ$ ,  $\Delta S^\circ$ , and  $\Delta G^\circ$  for each of the following reactions at  $25^\circ\text{C}$ .



50. The major industrial use of hydrogen is in the production of ammonia by the Haber process:



- a. Using data from Appendix 4, calculate  $\Delta H^\circ$ ,  $\Delta S^\circ$ , and  $\Delta G^\circ$  for the Haber process reaction.  
 b. Is the reaction spontaneous at standard conditions?  
 c. At what temperatures is the reaction spontaneous at standard conditions? Assume  $\Delta H^\circ$  and  $\Delta S^\circ$  do not depend on temperature.

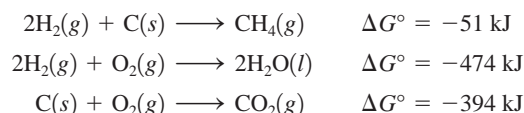
51. For the reaction at  $298 \text{ K}$ ,



the values of  $\Delta H^\circ$  and  $\Delta S^\circ$  are  $-58.03 \text{ kJ}$  and  $-176.6 \text{ J/K}$ , respectively. What is the value of  $\Delta G^\circ$  at  $298 \text{ K}$ ? Assuming that  $\Delta H^\circ$  and  $\Delta S^\circ$  do not depend on temperature, at what temperature is  $\Delta G^\circ = 0$ ? Is  $\Delta G^\circ$  negative above or below this temperature?

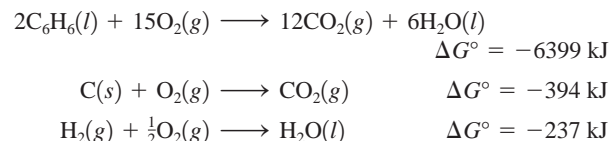
52. At  $100.^\circ\text{C}$  and  $1.00 \text{ atm}$ ,  $\Delta H^\circ = 40.6 \text{ kJ/mol}$  for the vaporization of water. Estimate  $\Delta G^\circ$  for the vaporization of water at  $90.^\circ\text{C}$  and  $110.^\circ\text{C}$ . Assume  $\Delta H^\circ$  and  $\Delta S^\circ$  at  $100.^\circ\text{C}$  and  $1.00 \text{ atm}$  do not depend on temperature.

53. Given the following data:

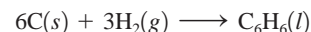


Calculate  $\Delta G^\circ$  for  $\text{CH}_4(\text{g}) + 2\text{O}_2(\text{g}) \rightarrow \text{CO}_2(\text{g}) + 2\text{H}_2\text{O}(\text{l})$ .

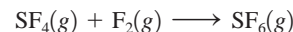
54. Given the following data:



calculate  $\Delta G^\circ$  for the reaction



55. For the reaction




the value of  $\Delta G^\circ$  is  $-374 \text{ kJ}$ . Use this value and data from Appendix 4 to calculate the value of  $\Delta G^\circ_f$  for  $\text{SF}_4(\text{g})$ .

56. The value of  $\Delta G^\circ$  for the reaction



is  $-5490. \text{ kJ}$ . Use this value and data from Appendix 4 to calculate the standard free energy of formation for  $\text{C}_4\text{H}_{10}(\text{g})$ .

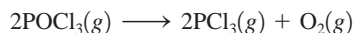
57. Consider the reaction



- a. Use  $\Delta G^\circ_f$  values in Appendix 4 to calculate  $\Delta G^\circ$  for this reaction.

- b. Is this reaction spontaneous under standard conditions at 298 K?
- c. The value of  $\Delta H^\circ$  for this reaction is 100. kJ. At what temperatures is this reaction spontaneous at standard conditions? Assume that  $\Delta H^\circ$  and  $\Delta S^\circ$  do not depend on temperature.


58. Consider the reaction



- a. Calculate  $\Delta G^\circ$  for this reaction. The  $\Delta G_f^\circ$  values for  $\text{POCl}_3(g)$  and  $\text{PCl}_3(g)$  are  $-502$  kJ/mol and  $-270$  kJ/mol, respectively.
- b. Is this reaction spontaneous under standard conditions at 298 K?
- c. The value of  $\Delta S^\circ$  for this reaction is  $179$  J/K · mol. At what temperatures is this reaction spontaneous at standard conditions? Assume that  $\Delta H^\circ$  and  $\Delta S^\circ$  do not depend on temperature.

### Free Energy: Pressure Dependence and Equilibrium

59. Using data from Appendix 4, calculate  $\Delta G$  for the reaction




for these conditions:

$$T = 298 \text{ K}$$

$$P_{\text{NO}} = 1.00 \times 10^{-6} \text{ atm}, P_{\text{O}_3} = 2.00 \times 10^{-6} \text{ atm}$$

$$P_{\text{NO}_2} = 1.00 \times 10^{-7} \text{ atm}, P_{\text{O}_2} = 1.00 \times 10^{-3} \text{ atm}$$

60. Using data from Appendix 4, calculate  $\Delta G$  for the reaction



for the following conditions at  $25^\circ\text{C}$ :

$$P_{\text{H}_2\text{S}} = 1.0 \times 10^{-4} \text{ atm}$$

$$P_{\text{SO}_2} = 1.0 \times 10^{-2} \text{ atm}$$

$$P_{\text{H}_2\text{O}} = 3.0 \times 10^{-2} \text{ atm}$$

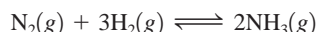
61. Consider the reaction



For each of the following mixtures of reactants and products at  $25^\circ\text{C}$ , predict the direction in which the reaction will shift to reach equilibrium.

- a.  $P_{\text{NO}_2} = P_{\text{N}_2\text{O}_4} = 1.0$  atm
- b.  $P_{\text{NO}_2} = 0.21$  atm,  $P_{\text{N}_2\text{O}_4} = 0.50$  atm
- c.  $P_{\text{NO}_2} = 0.29$  atm,  $P_{\text{N}_2\text{O}_4} = 1.6$  atm

62. Consider the following reaction:



Calculate  $\Delta G$  for this reaction under the following conditions (assume an uncertainty of  $\pm 1$  in all quantities):

- a.  $T = 298$  K,  $P_{\text{N}_2} = P_{\text{H}_2} = 200$  atm,  $P_{\text{NH}_3} = 50$  atm
- b.  $T = 298$  K,  $P_{\text{N}_2} = 200$  atm,  $P_{\text{H}_2} = 600$  atm,  $P_{\text{NH}_3} = 200$  atm

63. One of the reactions that destroys ozone in the upper atmosphere is



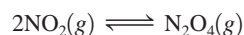
Using data from Appendix 4, calculate  $\Delta G^\circ$  and  $K$  (at 298 K) for this reaction.

64. Hydrogen sulfide can be removed from natural gas by the reaction



Calculate  $\Delta G^\circ$  and  $K$  (at 298 K) for this reaction. Would this reaction be favored at a high or low temperature?

65. Consider the following reaction at  $25.0^\circ\text{C}$ :



The values of  $\Delta H^\circ$  and  $\Delta S^\circ$  are  $-58.03$  kJ/mol and  $-176.6$  J/K · mol, respectively. Calculate the value of  $K$  at  $25.0^\circ\text{C}$ . Assuming  $\Delta H^\circ$  and  $\Delta S^\circ$  are temperature independent, estimate the value of  $K$  at  $100.0^\circ\text{C}$ .

66. The standard free energies of formation and the standard enthalpies of formation at 298 K for difluoroacetylene ( $\text{C}_2\text{F}_2$ ) and hexafluorobenzene ( $\text{C}_6\text{F}_6$ ) are

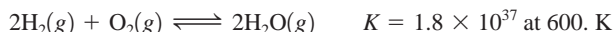
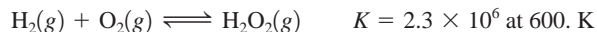
	$\Delta G_f^\circ$ (kJ/mol)	$\Delta H_f^\circ$ (kJ/mol)
$\text{C}_2\text{F}_2(g)$	191.2	241.3
$\text{C}_6\text{F}_6(g)$	78.2	132.8

For the following reaction:


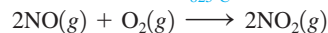
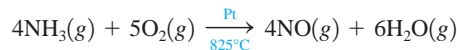


- a. calculate  $\Delta S^\circ$  at 298 K.
- b. calculate  $K$  at 298 K.
- c. estimate  $K$  at 3000. K, assuming  $\Delta H^\circ$  and  $\Delta S^\circ$  do not depend on temperature.

67. Calculate  $\Delta G^\circ$  for  $\text{H}_2\text{O}(g) + \frac{1}{2}\text{O}_2(g) \rightleftharpoons \text{H}_2\text{O}_2(g)$  at 600. K, using the following data:

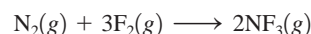


68. The Ostwald process for the commercial production of nitric acid involves three steps:



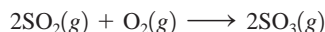
- a. Calculate  $\Delta H^\circ$ ,  $\Delta S^\circ$ ,  $\Delta G^\circ$ , and  $K$  (at 298 K) for each of the three steps in the Ostwald process (see Appendix 4).
- b. Calculate the equilibrium constant for the first step at  $825^\circ\text{C}$ , assuming  $\Delta H^\circ$  and  $\Delta S^\circ$  do not depend on temperature.
- c. Is there a thermodynamic reason for the high temperature in the first step, assuming standard conditions?

69. Consider the following reaction at 800. K:



An equilibrium mixture contains the following partial pressures:  $P_{\text{N}_2} = 0.021$  atm,  $P_{\text{F}_2} = 0.063$  atm,  $P_{\text{NF}_3} = 0.48$  atm. Calculate  $\Delta G^\circ$  for the reaction at 800. K.

70. Consider the following reaction at 298 K:

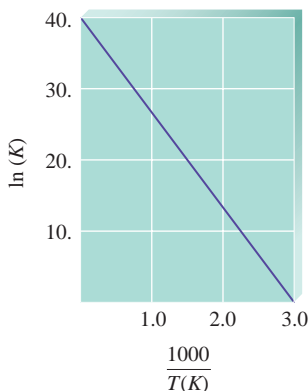


An equilibrium mixture contains  $\text{O}_2(g)$  and  $\text{SO}_3(g)$  at partial pressures of 0.50 atm and 2.0 atm, respectively. Using data from Appendix 4, determine the equilibrium partial pressure of  $\text{SO}_2$  in the mixture. Will this reaction be most favored at a high or a low temperature, assuming standard conditions?

71. Consider the relationship

$$\ln(K) = \frac{-\Delta H^\circ}{RT} + \frac{\Delta S^\circ}{R}$$

The equilibrium constant for some hypothetical process was determined as a function of temperature (Kelvin) with the results plotted below.



From the plot, determine the values of  $\Delta H^\circ$  and  $\Delta S^\circ$  for this process. What would be the major difference in the  $\ln(K)$  versus  $1/T$  plot for an endothermic process as compared to an exothermic process?

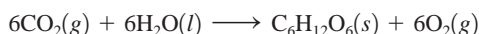
72. The equilibrium constant  $K$  for the reaction




was measured as a function of temperature (Kelvin). A graph of  $\ln(K)$  versus  $1/T$  for this reaction gives a straight line with a slope of  $1.352 \times 10^4$  K and a y-intercept of  $-14.51$ . Determine the values of  $\Delta H^\circ$  and  $\Delta S^\circ$  for this reaction. See Exercise 71.

## ► Connecting to Biochemistry

73. A green plant synthesizes glucose by photosynthesis, as shown in the reaction

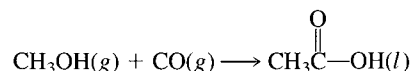
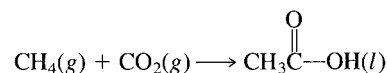


Animals use glucose as a source of energy:



If we were to assume that both these processes occur to the same extent in a cyclic process, what thermodynamic property must have a nonzero value?

74. Human DNA contains almost twice as much information as is needed to code for all the substances produced in the body. Likewise, the digital data sent from *Voyager II* contained one redundant bit out of every two bits of information. The Hubble space telescope transmits three redundant bits for every bit of information. How is entropy related to the transmission of information? What do you think is accomplished by having so many redundant bits of information in both DNA and the space probes?
75. Using data from Appendix 4, calculate  $\Delta H^\circ$ ,  $\Delta S^\circ$ , and  $\Delta G^\circ$  for the following reactions that produce acetic acid:



Which reaction would you choose as a commercial method for producing acetic acid ( $\text{CH}_3\text{CO}_2\text{H}$ ) at standard conditions? What temperature conditions would you choose for the reaction? Assume  $\Delta H^\circ$  and  $\Delta S^\circ$  do not depend on temperature.

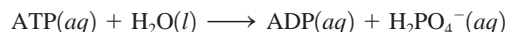
76. The enthalpy of vaporization of ethanol is 38.7 kJ/mol at its boiling point (78°C). Determine  $\Delta S_{\text{sys}}$ ,  $\Delta S_{\text{surr}}$ , and  $\Delta S_{\text{univ}}$  when 1.00 mol ethanol is vaporized at 78°C and 1.00 atm.
77. Carbon monoxide is toxic because it bonds much more strongly to the iron in hemoglobin (Hgb) than does  $\text{O}_2$ . Consider the following reactions and approximate standard free energy changes:



Using these data, estimate the equilibrium constant value at 25°C for the following reaction:



78. Many biochemical reactions that occur in cells require relatively high concentrations of potassium ion ( $\text{K}^+$ ). The concentration of  $\text{K}^+$  in muscle cells is about 0.15 M. The concentration of  $\text{K}^+$  in blood plasma is about 0.0050 M. The high internal concentration in cells is maintained by pumping  $\text{K}^+$  from the plasma. How much work must be done to transport 1.0 mol  $\text{K}^+$  from the blood to the inside of a muscle cell at 37°C, normal body temperature? When 1.0 mol  $\text{K}^+$  is transferred from blood to the cells, do any other ions have to be transported? Why or why not?
79. Cells use the hydrolysis of adenosine triphosphate, abbreviated as ATP, as a source of energy. Symbolically, this reaction can be written as



where ADP represents adenosine diphosphate. For this reaction,  $\Delta G^\circ = -30.5$  kJ/mol.

- a. Calculate  $K$  at 25°C.  
b. If all the free energy from the metabolism of glucose

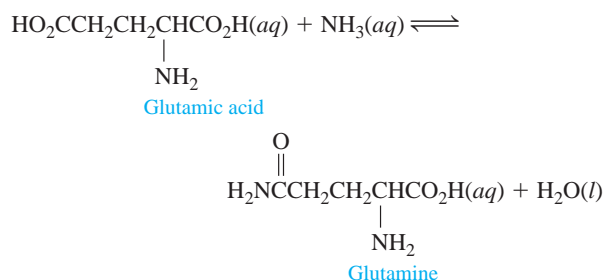


goes into forming ATP from ADP, how many ATP molecules can be produced for every molecule of glucose?



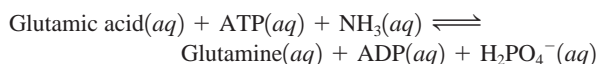
- c. Much of the ATP formed from metabolic processes is used to provide energy for transport of cellular components. What amount (mol) of ATP must be hydrolyzed to provide the energy for the transport of 1.0 mol  $K^+$  from the blood to the inside of a muscle cell at 37°C as described in Exercise 78?

80. One reaction that occurs in human metabolism is



For this reaction  $\Delta G^\circ = 14 \text{ kJ}$  at 25°C.

- a. Calculate  $K$  for this reaction at 25°C.  
 b. In a living cell this reaction is coupled with the hydrolysis of ATP. (See Exercise 79.) Calculate  $\Delta G^\circ$  and  $K$  at 25°C for the following reaction:

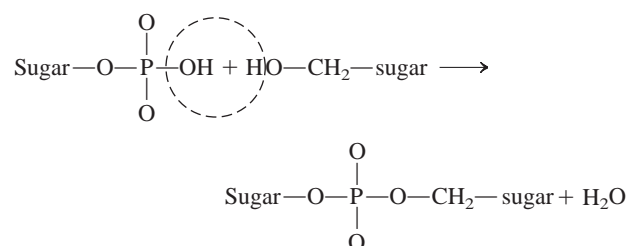


81. When most biologic enzymes are heated, they lose their catalytic activity. The change



that occurs on heating is endothermic and spontaneous. Is the structure of the original enzyme or its new form more ordered (has the smaller positional probability)? Explain.

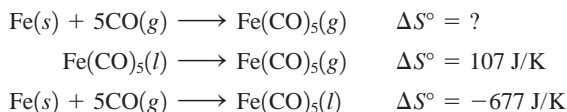
82. The nucleic acids DNA and RNA are composed of smaller repeating units called *nucleotides*. The reaction to form a phosphate-ester linkage between two nucleotides can be approximated as follows:



Would you predict the formation of a dinucleotide from two nucleotides to be a spontaneous process? How can you justify the existence of nucleic acids in light of the second law of thermodynamics?

## ► Additional Exercises

83. Using Appendix 4 and the following data, determine  $S^\circ$  for  $\text{Fe}(\text{CO})_5(g)$ .



84. Some water is placed in a coffee-cup calorimeter. When 1.0 g of an ionic solid is added, the temperature of the solution increases from 21.5°C to 24.2°C as the solid dissolves. For the dissolving process, what are the signs for  $\Delta S_{\text{sys}}$ ,  $\Delta S_{\text{surr}}$ , and  $\Delta S_{\text{univ}}$ ?

85. Consider the following system at equilibrium at 25°C:



What will happen to the ratio of partial pressure of  $\text{PCl}_5$  to partial pressure of  $\text{PCl}_3$  if the temperature is raised? Explain completely.

86. Calculate the entropy change for the vaporization of liquid methane and liquid hexane using the following data.

	Boiling Point (1 atm)	$\Delta H_{\text{vap}}$
Methane	112 K	8.20 kJ/mol
Hexane	342 K	28.9 kJ/mol

Compare the molar volume of gaseous methane at 112 K with that of gaseous hexane at 342 K. How do the differences in molar volume affect the values of  $\Delta S_{\text{vap}}$  for these liquids?

87. As  $\text{O}_2(l)$  is cooled at 1 atm, it freezes at 54.5 K to form solid I. At a lower temperature, solid I rearranges to solid II, which has a different crystal structure. Thermal measurements show that  $\Delta H$  for the I  $\rightarrow$  II phase transition is  $-743.1 \text{ J/mol}$ , and  $\Delta S$  for the same transition is  $-17.0 \text{ J/K} \cdot \text{mol}$ . At what temperature are solids I and II in equilibrium?

88. Consider the following reaction:



For  $\text{Cl}_2\text{O}(g)$ ,

$$\begin{array}{l} \Delta G_f^\circ = 97.9 \text{ kJ/mol} \\ \Delta H_f^\circ = 80.3 \text{ kJ/mol} \\ S^\circ = 266.1 \text{ J/K} \cdot \text{mol} \end{array}$$

- a. Calculate  $\Delta G^\circ$  for the reaction using the equation  $\Delta G^\circ = -RT \ln(K)$ .  
 b. Use bond energy values (Table 8.4) to estimate  $\Delta H^\circ$  for the reaction.  
 c. Use the results from parts a and b to estimate  $\Delta S^\circ$  for the reaction.  
 d. Estimate  $\Delta H_f^\circ$  and  $S^\circ$  for  $\text{HOCl}(g)$ .  
 e. Estimate the value of  $K$  at 500. K.  
 f. Calculate  $\Delta G$  at 25°C when  $P_{\text{H}_2\text{O}} = 18 \text{ torr}$ ,  $P_{\text{Cl}_2\text{O}} = 2.0 \text{ torr}$ , and  $P_{\text{HOCl}} = 0.10 \text{ torr}$ .
89. Using the following data, calculate the value of  $K_{\text{sp}}$  for  $\text{Ba}(\text{NO}_3)_2$ , one of the *least* soluble of the common nitrate salts.

Species	$\Delta G_f^\circ$
$\text{Ba}^{2+}(aq)$	$-561 \text{ kJ/mol}$
$\text{NO}_3^-(aq)$	$-109 \text{ kJ/mol}$
$\text{Ba}(\text{NO}_3)_2(s)$	$-797 \text{ kJ/mol}$

90. In the text, the equation

$$\Delta G = \Delta G^\circ + RT \ln(Q)$$

was derived for gaseous reactions where the quantities in  $Q$  were expressed in units of pressure. We also can use units of mol/L for the quantities in  $Q$ , specifically for aqueous reactions. With this in mind, consider the reaction

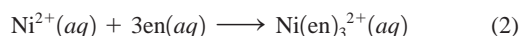



for which  $K_a = 7.2 \times 10^{-4}$  at  $25^\circ\text{C}$ . Calculate  $\Delta G$  for the reaction under the following conditions at  $25^\circ\text{C}$ .

- $[\text{HF}] = [\text{H}^+] = [\text{F}^-] = 1.0 \text{ M}$
- $[\text{HF}] = 0.98 \text{ M}$ ,  $[\text{H}^+] = [\text{F}^-] = 2.7 \times 10^{-2} \text{ M}$
- $[\text{HF}] = [\text{H}^+] = [\text{F}^-] = 1.0 \times 10^{-5} \text{ M}$
- $[\text{HF}] = [\text{F}^-] = 0.27 \text{ M}$ ,  $[\text{H}^+] = 7.2 \times 10^{-4} \text{ M}$
- $[\text{HF}] = 0.52 \text{ M}$ ,  $[\text{F}^-] = 0.67 \text{ M}$ ,  $[\text{H}^+] = 1.0 \times 10^{-3} \text{ M}$

Based on the calculated  $\Delta G$  values, in what direction will the reaction shift to reach equilibrium for each of the five sets of conditions?

91. Consider the reactions

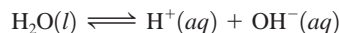


where



The  $\Delta H$  values for the two reactions are quite similar, yet  $K_{\text{reaction 2}} > K_{\text{reaction 1}}$ . Explain.

92. Use the equation in Exercise 71 to determine  $\Delta H^\circ$  and  $\Delta S^\circ$  for the autoionization of water:



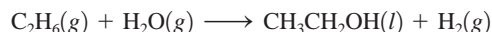
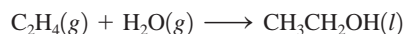
$T(^\circ\text{C})$	$K_w$
0	$1.14 \times 10^{-15}$
25	$1.00 \times 10^{-14}$
35	$2.09 \times 10^{-14}$
40	$2.92 \times 10^{-14}$
50	$5.47 \times 10^{-14}$

93. Consider the reaction



Assuming  $\Delta H^\circ$  and  $\Delta S^\circ$  do not depend on temperature, calculate the temperature where  $K = 1.00$  for this reaction.

94. Consider two reactions for the production of ethanol:



Which would be the more thermodynamically feasible at standard conditions? Why?

## ► Challenge Problems

95. Consider two perfectly insulated vessels. Vessel 1 initially contains an ice cube at  $0^\circ\text{C}$  and water at  $0^\circ\text{C}$ . Vessel 2 initially contains an ice cube at  $0^\circ\text{C}$  and a saltwater solution at  $0^\circ\text{C}$ . Consider the process  $\text{H}_2\text{O}(s) \rightarrow \text{H}_2\text{O}(l)$ .

- Determine the sign of  $\Delta S$ ,  $\Delta S_{\text{surr}}$ , and  $\Delta S_{\text{univ}}$  for the process in vessel 1.
- Determine the sign of  $\Delta S$ ,  $\Delta S_{\text{surr}}$ , and  $\Delta S_{\text{univ}}$  for the process in vessel 2.

(Hint: Think about the effect that a salt has on the freezing point of a solvent.)

96. Liquid water at  $25^\circ\text{C}$  is introduced into an evacuated, insulated vessel. Identify the signs of the following thermodynamic functions for the process that occurs:  $\Delta H$ ,  $\Delta S$ ,  $\Delta T_{\text{water}}$ ,  $\Delta S_{\text{surr}}$ ,  $\Delta S_{\text{univ}}$ .

97. Using data from Appendix 4, calculate  $\Delta H^\circ$ ,  $\Delta G^\circ$ , and  $K$  (at  $298 \text{ K}$ ) for the production of ozone from oxygen:



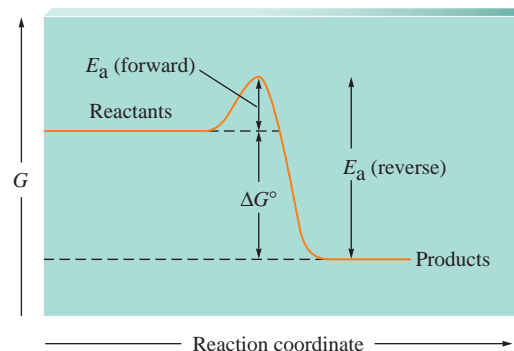
At  $30 \text{ km}$  above the surface of the earth, the temperature is about  $230. \text{ K}$  and the partial pressure of oxygen is about  $1.0 \times 10^{-3} \text{ atm}$ . Estimate the partial pressure of ozone in equilibrium with oxygen at  $30 \text{ km}$  above the earth's surface. Is it reasonable to assume that the equilibrium between oxygen and ozone is maintained under these conditions? Explain.

98. Entropy can be calculated by a relationship proposed by Ludwig Boltzmann:

$$S = k \ln(W)$$

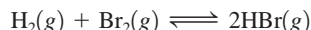
where  $k = 1.38 \times 10^{-23} \text{ J/K}$  and  $W$  is the number of ways a particular state can be obtained. (This equation is engraved on Boltzmann's tombstone.) Calculate  $S$  for the five arrangements of particles in Table 17.1.

99. a. Using the free energy profile for a simple one-step reaction, show that at equilibrium  $K = k_f/k_r$ , where  $k_f$  and  $k_r$  are the rate constants for the forward and reverse reactions. Hint: Use the relationship  $\Delta G^\circ = -RT \ln(K)$  and represent  $k_f$  and  $k_r$  using the Arrhenius equation ( $k = Ae^{-E_a/RT}$ ).




- b. Why is the following statement false? "A catalyst can increase the rate of a forward reaction but not the rate of the reverse reaction."

100. Consider the reaction



where  $\Delta H^\circ = -103.8 \text{ kJ/mol}$ . In a particular experiment, equal moles of  $\text{H}_2(\text{g})$  at 1.00 atm and  $\text{Br}_2(\text{g})$  at 1.00 atm were mixed in a 1.00-L flask at  $25^\circ\text{C}$  and allowed to reach equilibrium. Then the molecules of  $\text{H}_2$  at equilibrium were counted using a very sensitive technique, and  $1.10 \times 10^{13}$  molecules were found. For this reaction, calculate the values of  $K$ ,  $\Delta G^\circ$ , and  $\Delta S^\circ$ .

101. Consider the system



at  $25^\circ\text{C}$ .

- Assuming that  $G_A^\circ = 8996 \text{ J/mol}$  and  $G_B^\circ = 11,718 \text{ J/mol}$ , calculate the value of the equilibrium constant for this reaction.
  - Calculate the equilibrium pressures that result if 1.00 mol  $\text{A}(\text{g})$  at 1.00 atm and 1.00 mol  $\text{B}(\text{g})$  at 1.00 atm are mixed at  $25^\circ\text{C}$ .
  - Show by calculations that  $\Delta G = 0$  at equilibrium.
102. The equilibrium constant for a certain reaction decreases from 8.84 to  $3.25 \times 10^{-2}$  when the temperature increases from  $25^\circ\text{C}$  to  $75^\circ\text{C}$ . Estimate the temperature where  $K = 1.00$  for this reaction. Estimate the value of  $\Delta S^\circ$  for this reaction. (*Hint:* Manipulate the equation in Exercise 71.)
103. If wet silver carbonate is dried in a stream of hot air, the air must have a certain concentration level of carbon dioxide to prevent silver carbonate from decomposing by the reaction



$\Delta H^\circ$  for this reaction is  $79.14 \text{ kJ/mol}$  in the temperature range of 25 to  $125^\circ\text{C}$ . Given that the partial pressure of carbon dioxide in equilibrium with pure solid silver carbonate is  $6.23 \times 10^{-3}$  torr at  $25^\circ\text{C}$ , calculate the partial pressure of  $\text{CO}_2$  necessary to prevent decomposition of  $\text{Ag}_2\text{CO}_3$  at  $110^\circ\text{C}$ . (*Hint:* Manipulate the equation in Exercise 71.)

104. Carbon tetrachloride ( $\text{CCl}_4$ ) and benzene ( $\text{C}_6\text{H}_6$ ) form ideal solutions. Consider an equimolar solution of  $\text{CCl}_4$  and  $\text{C}_6\text{H}_6$  at  $25^\circ\text{C}$ . The vapor above the solution is collected and condensed. Using the following data, determine the composition in mole fraction of the condensed vapor.

Substance	$\Delta G_f^\circ$
$\text{C}_6\text{H}_6(\text{l})$	124.50 kJ/mol
$\text{C}_6\text{H}_6(\text{g})$	129.66 kJ/mol
$\text{CCl}_4(\text{l})$	-65.21 kJ/mol
$\text{CCl}_4(\text{g})$	-60.59 kJ/mol

105. Some nonelectrolyte solute (molar mass = 142 g/mol) was dissolved in 150. mL of a solvent (density =  $0.879 \text{ g/cm}^3$ ). The elevated boiling point of the solution was 355.4 K. What mass of solute was dissolved in the solvent? For the solvent, the enthalpy of vaporization is  $33.90 \text{ kJ/mol}$ , the entropy of vaporization is  $95.95 \text{ J/K} \cdot \text{mol}$ , and the boiling-point elevation constant is  $2.5 \text{ K} \cdot \text{kg/mol}$ .
106. You have a 1.00-L sample of hot water ( $90.0^\circ\text{C}$ ) sitting open in a  $25.0^\circ\text{C}$  room. Eventually the water cools to  $25.0^\circ\text{C}$  while the

temperature of the room remains unchanged. Calculate  $\Delta S_{\text{surr}}$  for this process. Assume the density of water is  $1.00 \text{ g/cm}^3$  over this temperature range, and the heat capacity of water is constant over this temperature range and equal to  $75.4 \text{ J/K} \cdot \text{mol}$ .

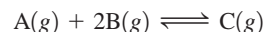
107. Consider a weak acid, HX. If a 0.10 M solution of HX has a pH of 5.83 at  $25^\circ\text{C}$ , what is  $\Delta G^\circ$  for the acid's dissociation reaction at  $25^\circ\text{C}$ ?
108. Sodium chloride is added to water (at  $25^\circ\text{C}$ ) until it is saturated. Calculate the  $\text{Cl}^-$  concentration in such a solution.

Species	$\Delta G^\circ$ (kJ/mol)
$\text{NaCl}(\text{s})$	-384
$\text{Na}^+(\text{aq})$	-262
$\text{Cl}^-(\text{aq})$	-131

### ► Integrative Problems

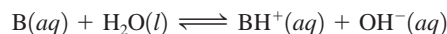
These problems require the integration of multiple concepts to find the solutions.

109. For the equilibrium



the initial concentrations are  $[\text{A}] = [\text{B}] = [\text{C}] = 0.100 \text{ atm}$ . Once equilibrium has been established, it is found that  $[\text{C}] = 0.040 \text{ atm}$ . What is  $\Delta G^\circ$  for this reaction at  $25^\circ\text{C}$ ?

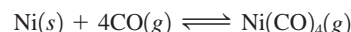
110. What is the pH of a 0.125 M solution of the weak base B if  $\Delta H^\circ = -28.0 \text{ kJ}$  and  $\Delta S^\circ = -175 \text{ J/K}$  for the following equilibrium reaction at  $25^\circ\text{C}$ ?



### ► Marathon Problem

This problem is designed to incorporate several concepts and techniques into one situation.

111. Impure nickel, refined by smelting sulfide ores in a blast furnace, can be converted into metal from 99.90% to 99.99% purity by the Mond process. The primary reaction involved in the Mond process is



- Without referring to Appendix 4, predict the sign of  $\Delta S^\circ$  for the above reaction. Explain.
- The spontaneity of the above reaction is temperature dependent. Predict the sign of  $\Delta S_{\text{surr}}$  for this reaction. Explain.
- For  $\text{Ni}(\text{CO})_4(\text{g})$ ,  $\Delta H_f^\circ = -607 \text{ kJ/mol}$  and  $S^\circ = 417 \text{ J/K} \cdot \text{mol}$  at 298 K. Using these values and data in Appendix 4, calculate  $\Delta H^\circ$  and  $\Delta S^\circ$  for the above reaction.
- Calculate the temperature at which  $\Delta G^\circ = 0$  ( $K = 1$ ) for the above reaction, assuming that  $\Delta H^\circ$  and  $\Delta S^\circ$  do not depend on temperature.
- The first step of the Mond process involves equilibrating impure nickel with  $\text{CO}(\text{g})$  and  $\text{Ni}(\text{CO})_4(\text{g})$  at about  $50^\circ\text{C}$ . The

purpose of this step is to convert as much nickel as possible into the gas phase. Calculate the equilibrium constant for the preceding reaction at 50.°C.

- f.** In the second step of the Mond process, the gaseous  $\text{Ni}(\text{CO})_4$  is isolated and heated to 227°C. The purpose of this step is to deposit as much nickel as possible as pure solid (the reverse of the preceding reaction). Calculate the equilibrium constant for the preceding reaction at 227°C.
- g.** Why is temperature increased for the second step of the Mond process?
- h.** The Mond process relies on the volatility of  $\text{Ni}(\text{CO})_4$  for its success. Only pressures and temperatures at which  $\text{Ni}(\text{CO})_4$  is a gas are useful. A recently developed variation of the Mond

process carries out the first step at higher pressures and a temperature of 152°C. Estimate the maximum pressure of  $\text{Ni}(\text{CO})_4(\text{g})$  that can be attained before the gas will liquefy at 152°C. The boiling point for  $\text{Ni}(\text{CO})_4$  is 42°C and the enthalpy of vaporization is 29.0 kJ/mol.


[Hint: The phase change reaction and the corresponding equilibrium expression are



$\text{Ni}(\text{CO})_4(\text{g})$  will liquefy when the pressure of  $\text{Ni}(\text{CO})_4$  is greater than the  $K$  value.]

# Electrochemistry

- 18.1 ▶ Balancing Oxidation–Reduction Equations**  
The Half-Reaction Method for Balancing Oxidation–Reduction Reactions in Aqueous Solutions
- 18.2 ▶ Galvanic Cells**  
Cell Potential
- 18.3 ▶ Standard Reduction Potentials**  
Line Notation  
Complete Description of a Galvanic Cell
- 18.4 ▶ Cell Potential, Electrical Work, and Free Energy**
- 18.5 ▶ Dependence of Cell Potential on Concentration**  
Concentration Cells  
The Nernst Equation  
Ion-Selective Electrodes  
Calculation of Equilibrium Constants for Redox Reactions
- 18.6 ▶ Batteries**  
Lead Storage Battery  
Other Batteries  
Fuel Cells
- 18.7 ▶ Corrosion**  
Corrosion of Iron  
Prevention of Corrosion
- 18.8 ▶ Electrolysis**  
Electrolysis of Water  
Electrolysis of Mixtures of Ions
- 18.9 ▶ Commercial Electrolytic Processes**  
Production of Aluminum  
Electrorefining of Metals  
Metal Plating  
Electrolysis of Sodium Chloride



**Nissan's Pivo2 electric concept car. This multidirectional vehicle can move forward and sideways and is powered by lithium-ion batteries. It has an egg-shaped cabin that can revolve 360 degrees, eliminating the need for reverse.**

**E**lectrochemistry constitutes one of the most important interfaces between chemistry and everyday life. Every time you start your car, turn on your calculator, look at your digital watch, or listen to a radio at the beach, you are depending on electrochemical reactions. Our society sometimes seems to run almost entirely on batteries. Certainly the advent of small, dependable batteries along with silicon-chip technology has made possible the tiny calculators, portable audio players, and cell phones that we take for granted.

Electrochemistry is important in other less obvious ways. For example, the corrosion of iron, which has tremendous economic implications, is an electrochemical process. In addition, many important industrial materials such as aluminum, chlorine, and sodium hydroxide are prepared by electrolytic processes. In analytical chemistry, electrochemical techniques employ electrodes that are specific for a given molecule or ion, such as  $\text{H}^+$  (pH meters),  $\text{F}^-$ ,  $\text{Cl}^-$ , and many others. These increasingly important methods are used to analyze for trace pollutants in natural waters or for the tiny quantities of chemicals in human blood that may signal the development of a specific disease.


**Electrochemistry** is best defined as *the study of the interchange of chemical and electrical energy*. It is primarily concerned with two processes that involve oxidation–reduction reactions: the generation of an electric current from a spontaneous chemical reaction and the opposite process, the use of a current to produce chemical change.

## 18.1 ► Balancing Oxidation–Reduction Equations

Oxidation–reduction reactions in aqueous solutions are often complicated, which means that it can be difficult to balance their equations by simple inspection. In this section we will discuss a special technique for balancing the equations of redox reactions that occur in aqueous solutions. It is called the *half-reaction method*.

### The Half-Reaction Method for Balancing Oxidation–Reduction Reactions in Aqueous Solutions

For oxidation–reduction reactions that occur in aqueous solution, it is useful to separate the reaction into two **half-reactions**: one involving oxidation and the other involving reduction. For example, consider the unbalanced equation for the oxidation–reduction reaction between cerium(IV) ion and tin(II) ion:



This reaction can be separated into a half-reaction involving the substance being *reduced*,



and one involving the substance being *oxidized*,

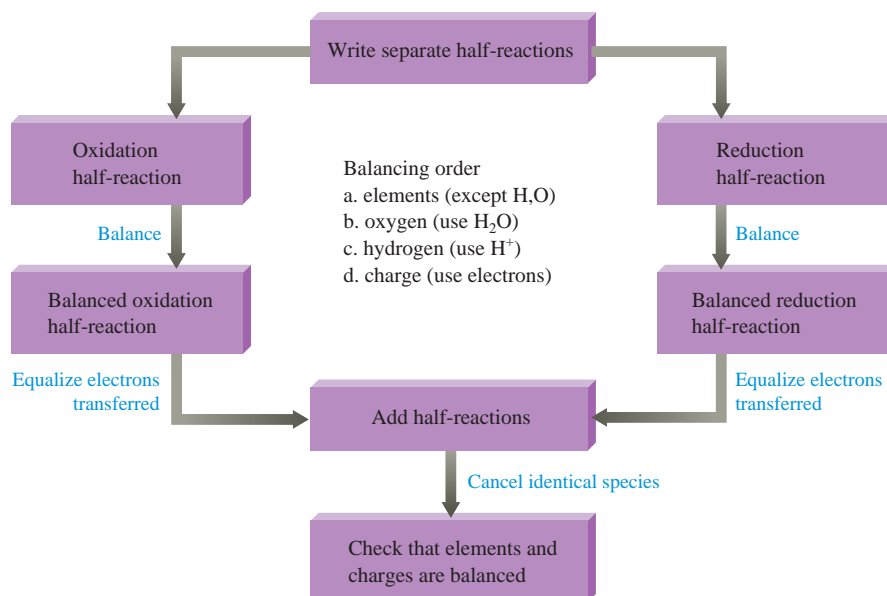


The general procedure is to balance the equations for the half-reactions separately and then to add them to obtain the overall balanced equation. The half-reaction method for balancing oxidation–reduction equations differs slightly depending on whether the reaction takes place in acidic or basic solution.

## PROBLEM-SOLVING STRATEGY

## The Half-Reaction Method for Balancing Equations for Oxidation–Reduction Reactions Occurring in Acidic Solution

- 1 ▶ Write separate equations for the oxidation and reduction half-reactions.
- 2 ▶ For each half-reaction,
  - a. Balance all the elements except hydrogen and oxygen.
  - b. Balance oxygen using  $\text{H}_2\text{O}$ .
  - c. Balance hydrogen using  $\text{H}^+$ .
  - d. Balance the charge using electrons.
- 3 ▶ If necessary, multiply one or both balanced half-reactions by an integer to equalize the number of electrons transferred in the two half-reactions.
- 4 ▶ Add the half-reactions, and cancel identical species.
- 5 ▶ Check that the elements and charges are balanced.

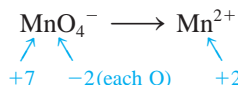


We will illustrate this method by balancing the equation for the reaction between permanganate and iron(II) ions in acidic solution:

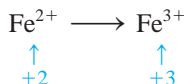


This reaction can be used to analyze iron ore for its iron content.

1. *Identify and write equations for the half-reactions.* The oxidation states for the half-reaction involving the permanganate ion show that manganese is reduced:



This is the *reduction half-reaction*. The other half-reaction involves the oxidation of iron(II) to iron(III) ion and is the *oxidation half-reaction*:



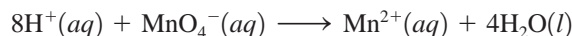
2. *Balance each half-reaction.* For the reduction reaction, we have



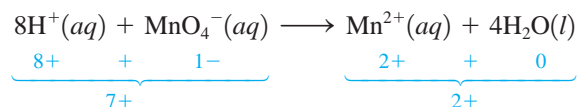
- The manganese is balanced.
- We balance oxygen by adding  $4\text{H}_2\text{O}$  to the right side of the equation:



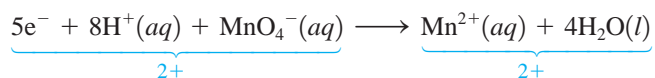
- Next, we balance hydrogen by adding  $8\text{H}^+$  to the left side:



- All the elements have been balanced, but we need to balance the charge using electrons. At this point we have the following overall charges for reactants and products in the reduction half-reaction:




We can equalize the charges by adding five electrons to the left side:

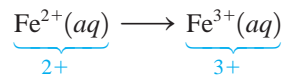


Both the *elements* and the *charges* are now balanced, so this represents the balanced reduction half-reaction. The fact that five electrons appear on the reactant side of the equation makes sense, since five electrons are required to reduce  $\text{MnO}_4^-$  (Mn has an oxidation state of +7) to  $\text{Mn}^{2+}$  (Mn has an oxidation state of +2).

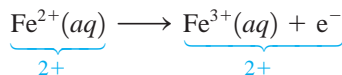
For the oxidation reaction



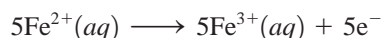
the elements are balanced, and we must simply balance the charge:



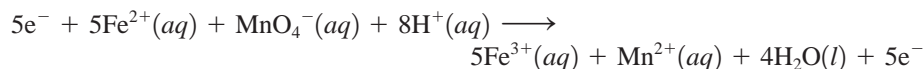
One electron is needed on the right side to give a net  $2+$  charge on both sides:




- Equalize the electron transfer in the two half-reactions.* Since the reduction half-reaction involves a transfer of five electrons and the oxidation half-reaction involves a transfer of only one electron, the oxidation half-reaction must be multiplied by 5:



- Add the half-reactions.* The half-reactions are added to give



Note that the electrons cancel (as they must) to give the final balanced equation:



The number of electrons gained in the reduction half-reaction must equal the number of electrons lost in the oxidation half-reaction.



5. Check that elements and charges are balanced.

Elements balance:  $5\text{Fe}, 1\text{Mn}, 4\text{O}, 8\text{H} \longrightarrow 5\text{Fe}, 1\text{Mn}, 4\text{O}, 8\text{H}$

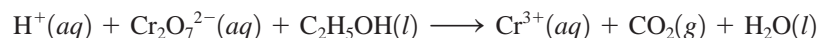
Charges balance:  $5(2+) + (1-) + 8(1+) = 17+ \longrightarrow 5(3+) + (2+) + 0 = 17+$

The equation is balanced.

### EXAMPLE 18.1

## Balancing Oxidation–Reduction Reactions (Acidic)

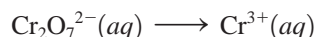
Potassium dichromate ( $\text{K}_2\text{Cr}_2\text{O}_7$ ) is a bright orange compound that can be reduced to a blue-violet solution of  $\text{Cr}^{3+}$  ions. Under certain conditions,  $\text{K}_2\text{Cr}_2\text{O}_7$  reacts with ethyl alcohol ( $\text{C}_2\text{H}_5\text{OH}$ ) as follows:



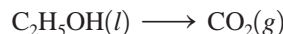
Balance this equation using the half-reaction method.

### Solution

1 ► The reduction half-reaction is

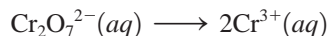


Chromium is reduced from an oxidation state of +6 in  $\text{Cr}_2\text{O}_7^{2-}$  to one of +3 in  $\text{Cr}^{3+}$ . The oxidation half-reaction is



Carbon is oxidized from an oxidation state of  $-2$  in  $\text{C}_2\text{H}_5\text{OH}$  to  $+4$  in  $\text{CO}_2$ .

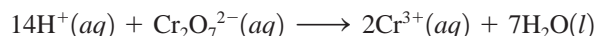
2 ► Balancing all elements except hydrogen and oxygen in the first half-reaction, we have



Balancing oxygen using  $\text{H}_2\text{O}$ , we have

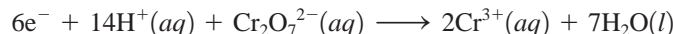


Balancing hydrogen using  $\text{H}^+$ , we have

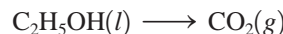


When potassium dichromate reacts with ethanol, a blue-violet solution containing  $\text{Cr}^{3+}$  is formed.

Balancing the charge using electrons, we have



Next, we turn to the oxidation half-reaction



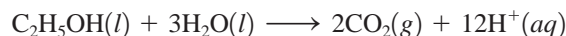
Balancing carbon, we have



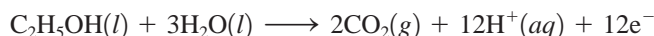
Balancing oxygen using  $H_2O$ , we have



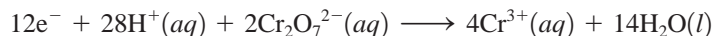
Balancing hydrogen using  $H^+$ , we have



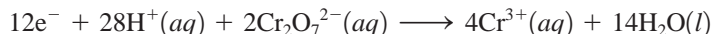
We then balance the charge by adding  $12e^-$  to the right side:



**3 ▶** In the reduction half-reaction there are 6 electrons on the left-hand side, and there are 12 electrons on the right-hand side of the oxidation half-reaction. Thus we multiply the reduction half-reaction by 2 to give

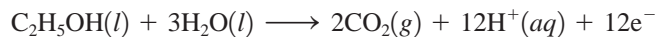


**4 ▶** Adding the half-reactions and canceling identical species, we have

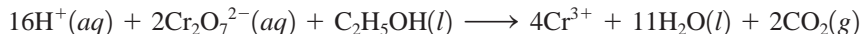


**Reduction Half-Reaction:**

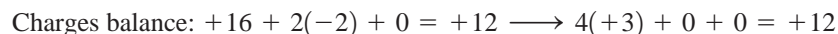
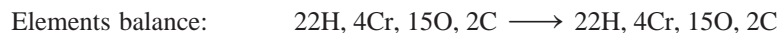
**Oxidation Half-Reaction:**



**Complete Reaction:**



**5 ▶** Check that elements and charges are balanced.



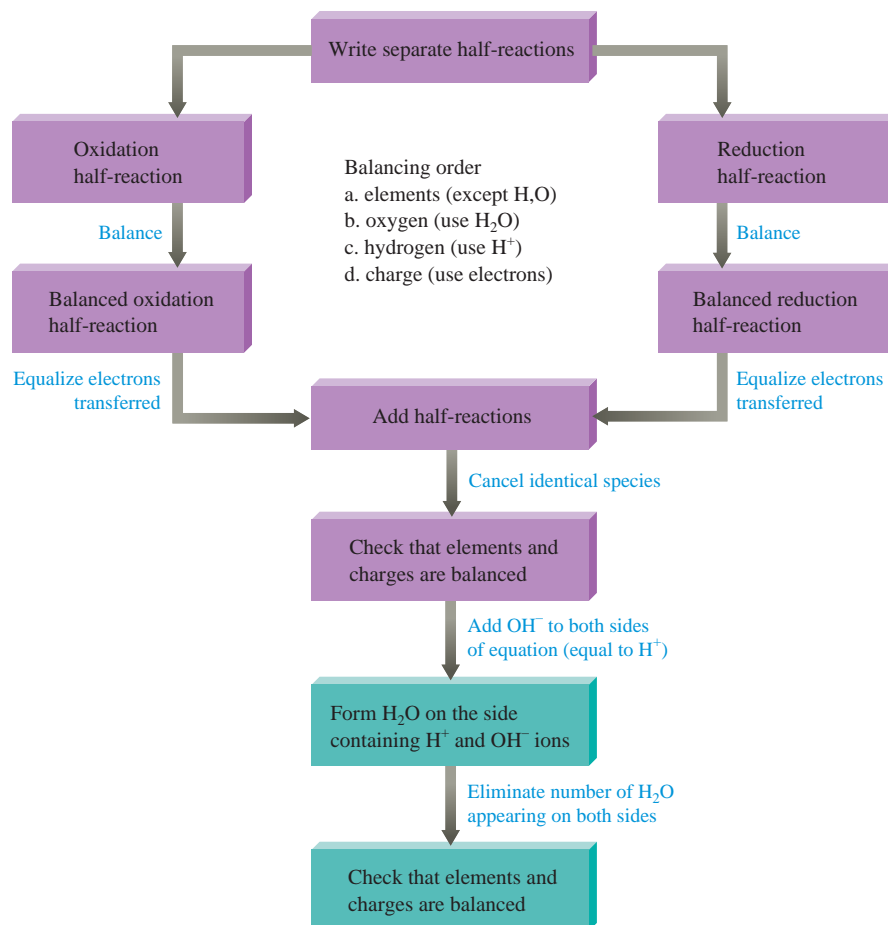
**SEE EXERCISES 18.29 AND 18.30**

Oxidation–reduction reactions can occur in basic solutions (the reactions involve  $OH^-$  ions) as well as in acidic solutions (the reactions involve  $H^+$  ions). The half-reaction method for balancing equations is slightly different for the two cases.

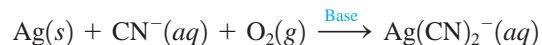
### PROBLEM-SOLVING STRATEGY

#### The Half-Reaction Method for Balancing Equations for Oxidation–Reduction Reactions Occurring in Basic Solution

- 1 ▶** Use the half-reaction method as specified for acidic solutions to obtain the final balanced equation as if  $H^+$  ions were present.
- 2 ▶** To both sides of the equation obtained above, add a number of  $OH^-$  ions that is equal to the number of  $H^+$  ions. (We want to eliminate  $H^+$  by forming  $H_2O$ .)
- 3 ▶** Form  $H_2O$  on the side containing both  $H^+$  and  $OH^-$  ions, and eliminate the number of  $H_2O$  molecules that appear on both sides of the equation.
- 4 ▶** Check that elements and charges are balanced.

**EXAMPLE 18.2****Balancing Oxidation–Reduction Reactions (Basic)**

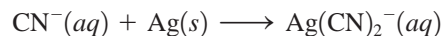
Silver is sometimes found in nature as large nuggets; more often it is found mixed with other metals and their ores. An aqueous solution containing cyanide ion is often used to extract the silver using the following reaction that occurs in basic solution:



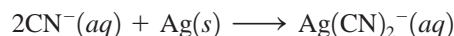
Balance this equation using the half-reaction method.

**Solution**


**1 ►** Balance the equation as if H<sup>+</sup> ions were present. Balance the oxidation half-reaction:



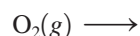
Balance carbon and nitrogen:



Balance the charge:



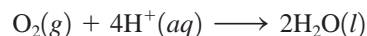
Balance the reduction half-reaction:



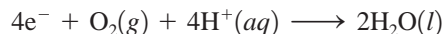
Balance oxygen:




Balance hydrogen:



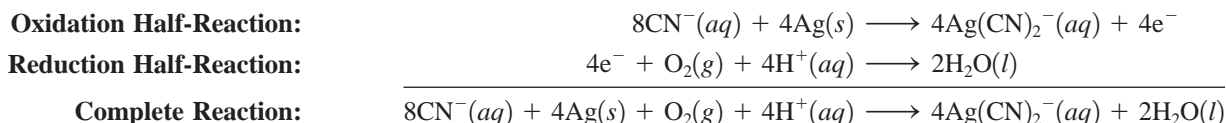
Balance the charge:



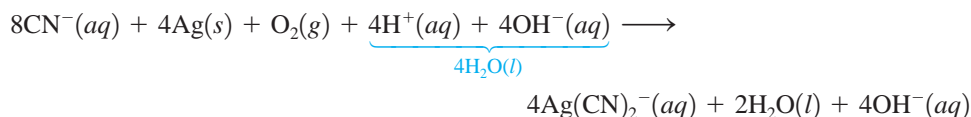
Multiply the balanced oxidation half-reaction by 4:



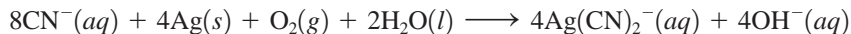
Add the half-reactions, and cancel identical species:



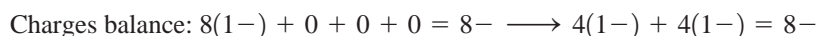
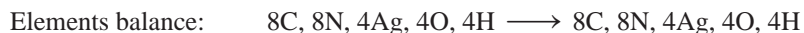
**2** ▶ Add  $\text{OH}^-$  ions to both sides of the balanced equation to eliminate the  $\text{H}^+$  ions. We need to add  $4\text{OH}^-$  to each side:



**3** ▶ Eliminate as many  $\text{H}_2\text{O}$  molecules as possible:



**4** ▶ Check that elements and charges are balanced.



**SEE EXERCISES 18.31 AND 18.32**

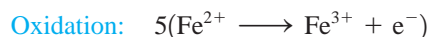
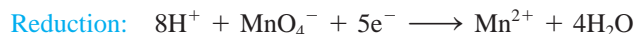
## 18.2 ▶ Galvanic Cells

To understand how a redox reaction can be used to generate a current, let's consider the reaction between  $\text{MnO}_4^-$  and  $\text{Fe}^{2+}$ :




In this reaction,  $\text{Fe}^{2+}$  is oxidized and  $\text{MnO}_4^-$  is reduced; electrons are transferred from  $\text{Fe}^{2+}$  (the reducing agent) to  $\text{MnO}_4^-$  (the oxidizing agent).

It is useful to break a redox reaction into half-reactions, one involving oxidation and one involving reduction. For the reaction above, the half-reactions are



The multiplication of the second half-reaction by 5 indicates that this reaction must occur five times for each time the first reaction occurs. The balanced overall reaction is the sum of the half-reactions.

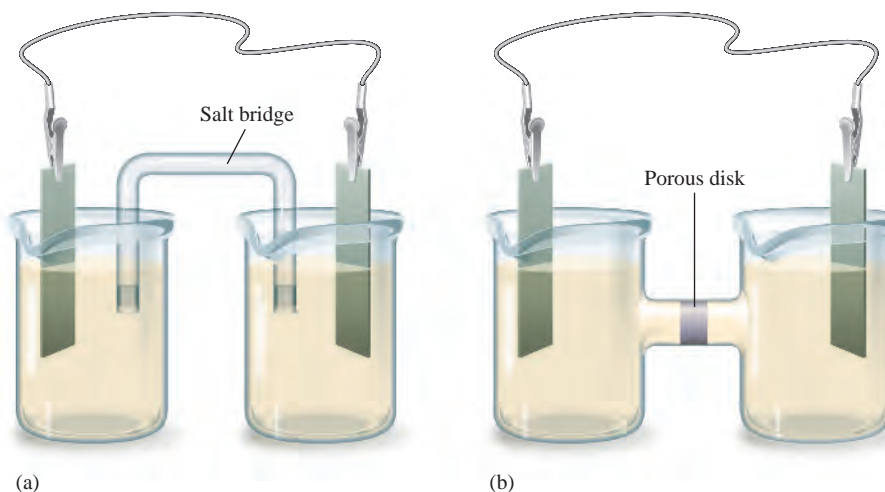
**Figure 18.1**

Schematic of a method to separate the oxidizing and reducing agents of a redox reaction. (The solutions also contain counterions to balance the charge.)

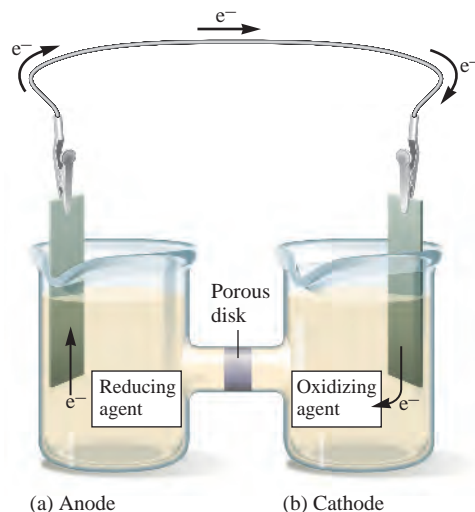
When  $\text{MnO}_4^-$  and  $\text{Fe}^{2+}$  are present in the same solution, the electrons are transferred directly when the reactants collide. Under these conditions, no useful work is obtained from the chemical energy involved in the reaction, which instead is released as heat. How can we harness this energy? The key is to separate the oxidizing agent from the reducing agent, thus requiring the electron transfer to occur through a wire. The current produced in the wire by the electron flow can then be directed through a device, such as an electric motor, to provide useful work.

For example, consider the system illustrated in Fig. 18.1. If our reasoning has been correct, electrons should flow through the wire from  $\text{Fe}^{2+}$  to  $\text{MnO}_4^-$ . However, when we construct the apparatus as shown, no flow of electrons is apparent. Why? Careful observation shows that when we connect the wires from the two compartments, current flows for an instant and then ceases. The current stops flowing because of charge buildups in the two compartments. If electrons flowed from the right to the left compartment in the apparatus as shown, the left compartment (receiving electrons) would become negatively charged, and the right compartment (losing electrons) would become positively charged. Creating a charge separation of this type requires a large amount of energy. Thus sustained electron flow cannot occur under these conditions.

However, we can solve this problem very simply. The solutions must be connected so that ions can flow to keep the net charge in each compartment zero. This connection might involve a **salt bridge** (a U-tube filled with an electrolyte) or a **porous disk** in a tube connecting the two solutions (see Fig. 18.2). Either of these devices allows

**Figure 18.2**

Galvanic cells can contain a salt bridge as in (a) or a porous-disk connection as in (b). A salt bridge contains a strong electrolyte held in a Jello-like matrix. A porous disk contains tiny passages that allow hindered flow of ions.

**Figure 18.3**

An electrochemical process involves electron transfer at the interface between the electrode and the solution. (a) The species in the solution acting as the reducing agent supplies electrons to the anode. (b) The species in the solution acting as the oxidizing agent receives electrons from the cathode.

A galvanic cell uses a spontaneous redox reaction to produce a current that can be used to do work.

Oxidation occurs at the anode. Reduction occurs at the cathode.

ions to flow without extensive mixing of the solutions. When we make the provision for ion flow, the circuit is complete. Electrons flow through the wire from reducing agent to oxidizing agent, and ions flow from one compartment to the other to keep the net charge zero.

We now have covered all the essential characteristics of a **galvanic cell**, a device in which chemical energy is changed to electrical energy. (The opposite process is called *electrolysis* and will be considered in Section 18.8.)

The reaction in an electrochemical cell occurs at the interface between the electrode and the solution where the electron transfer occurs. The electrode compartment in which *oxidation* occurs is called the **anode**; the electrode compartment in which *reduction* occurs is called the **cathode** (see Fig. 18.3).

## Cell Potential

A galvanic cell consists of an oxidizing agent in one compartment that pulls electrons through a wire from a reducing agent in the other compartment. The “pull,” or driving force, on the electrons is called the **cell potential** ( $\mathcal{E}_{\text{cell}}$ ), or the **electromotive force** (emf) of the cell. The unit of electrical potential is the **volt** (abbreviated V), which is defined as 1 joule of work per coulomb of charge transferred.

How can we measure the cell potential? One possible instrument is a crude **voltmeter**, which works by drawing current through a known resistance. However, when current flows through a wire, the frictional heating that occurs wastes some of the potentially useful energy of the cell. A traditional voltmeter will therefore measure a potential that is less than the maximum cell potential. The key to determining the maximum potential is to do the measurement under conditions of zero current so that no energy is wasted. Traditionally, this has been accomplished by inserting a variable-voltage device (powered from an external source) in *opposition* to the cell potential. The voltage on this instrument (called a **potentiometer**) is adjusted until no current flows in the cell circuit. Under such conditions, the cell potential is equal in magnitude and opposite in sign to the voltage setting of the potentiometer. This value represents the *maximum* cell potential, since no energy is wasted heating the wire. More recently, advances in electronic technology have allowed the design of *digital voltmeters* that draw only a negligible amount of current (see Fig. 18.4). Since these instruments are more convenient to use, they have replaced potentiometers in the modern laboratory.

A volt is 1 joule of work per coulomb of charge transferred:  $1 \text{ V} = 1 \text{ J/C}$ .


**Figure 18.4**

Digital voltmeters draw only a negligible current and are convenient to use.

The name *galvanic cell* honors Luigi Galvani (1737–1798), an Italian scientist generally credited with the discovery of electricity. These cells are sometimes called *voltaic cells* after Alessandro Volta (1745–1827), another Italian, who first constructed cells of this type around 1800.

### 18.3 ► Standard Reduction Potentials

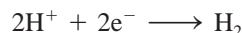
The reaction in a galvanic cell is always an oxidation–reduction reaction that can be broken down into two half-reactions. It would be convenient to assign a potential to *each* half-reaction so that when we construct a cell from a given pair of half-reactions we can obtain the cell potential by summing the half-cell potentials. For example, the observed potential for the cell shown in Fig. 18.5(a) is 0.76 V, and the cell reaction\* is



For this cell, the anode compartment contains a zinc metal electrode with  $\text{Zn}^{2+}$  and  $\text{SO}_4^{2-}$  ions in aqueous solution. The anode reaction is the oxidation half-reaction:

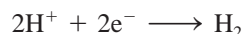


The zinc metal, in producing  $\text{Zn}^{2+}$  ions that go into solution, is giving up electrons, which flow through the wire. For now, we will assume that all cell components are in their standard states, so in this case the solution in the anode compartment will contain 1 M  $\text{Zn}^{2+}$ . The cathode reaction of this cell is the reduction half-reaction:



The cathode consists of a platinum electrode (used because it is a chemically inert conductor) in contact with 1 M  $\text{H}^+$  ions and bathed by hydrogen gas at 1 atm. Such an electrode, called the **standard hydrogen electrode**, is shown in Fig. 18.5(b).

Although we can measure the *total* potential of this cell (0.76 V), there is no way to measure the potentials of the individual electrode processes. Thus, if we want potentials for the half-reactions (half-cells), we must arbitrarily divide the total cell potential. For example, if we assign the reaction



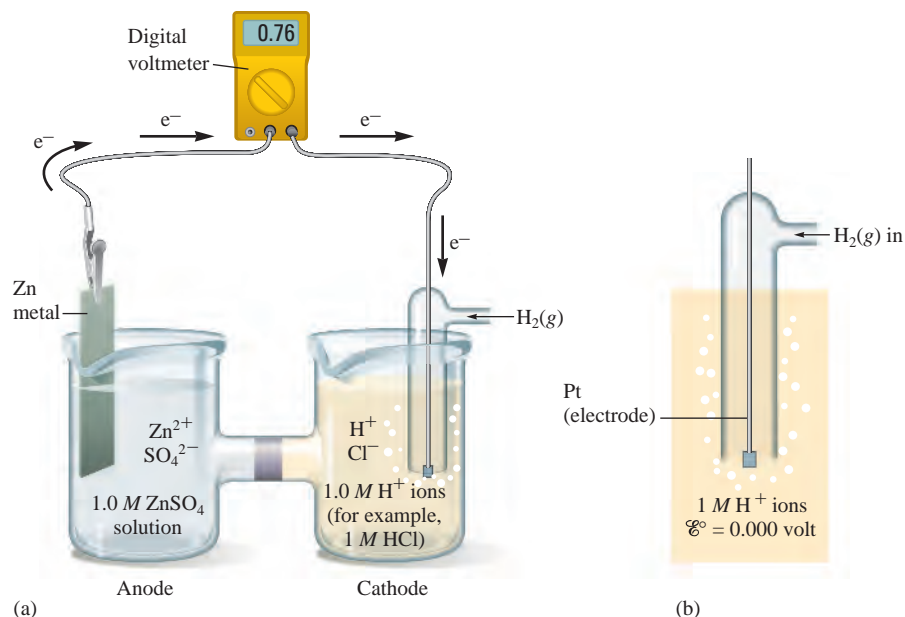
where

$$[\text{H}^+] = 1 \text{ M} \quad \text{and} \quad P_{\text{H}_2} = 1 \text{ atm}$$



An electrochemical cell with a measured potential of 1.10 V.

\*In this text we will follow the convention of indicating the physical states of the reactants and products only in the overall redox reaction. For simplicity, half-reactions will *not* include the physical states.

**Figure 18.5**

(a) A galvanic cell involving the reactions  $\text{Zn} \rightarrow \text{Zn}^{2+} + 2\text{e}^-$  (at the anode) and  $2\text{H}^+ + 2\text{e}^- \rightarrow \text{H}_2$  (at the cathode) has a potential of 0.76 V. (b) The standard hydrogen electrode where  $\text{H}_2(\text{g})$  at 1 atm is passed over a platinum electrode in contact with 1 M  $\text{H}^+$  ions. This electrode process (assuming ideal behavior) is arbitrarily assigned a value of exactly zero volts.

a potential of exactly zero volts, then the reaction




will have a potential of 0.76 V because

$$\mathcal{E}_{\text{cell}}^{\circ} = \mathcal{E}_{\text{H}^+ \rightarrow \text{H}_2}^{\circ} + \mathcal{E}_{\text{Zn} \rightarrow \text{Zn}^{2+}}^{\circ}$$

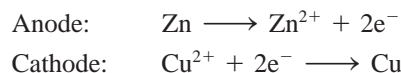
$\uparrow$  0.76 V       $\uparrow$  0 V       $\uparrow$  0.76 V

where the superscript  $^{\circ}$  indicates that *standard states* are employed. In fact, by setting the standard potential for the half-reaction  $2\text{H}^+ + 2\text{e}^- \rightarrow \text{H}_2$  equal to zero, we can assign values to all other half-reactions.

For example, the measured potential for the cell shown in Fig. 18.6 is 1.10 V. The cell reaction is



which can be divided into the half-reactions



Then

$$\mathcal{E}_{\text{cell}}^{\circ} = \mathcal{E}_{\text{Zn} \rightarrow \text{Zn}^{2+}}^{\circ} + \mathcal{E}_{\text{Cu}^{2+} \rightarrow \text{Cu}}^{\circ}$$

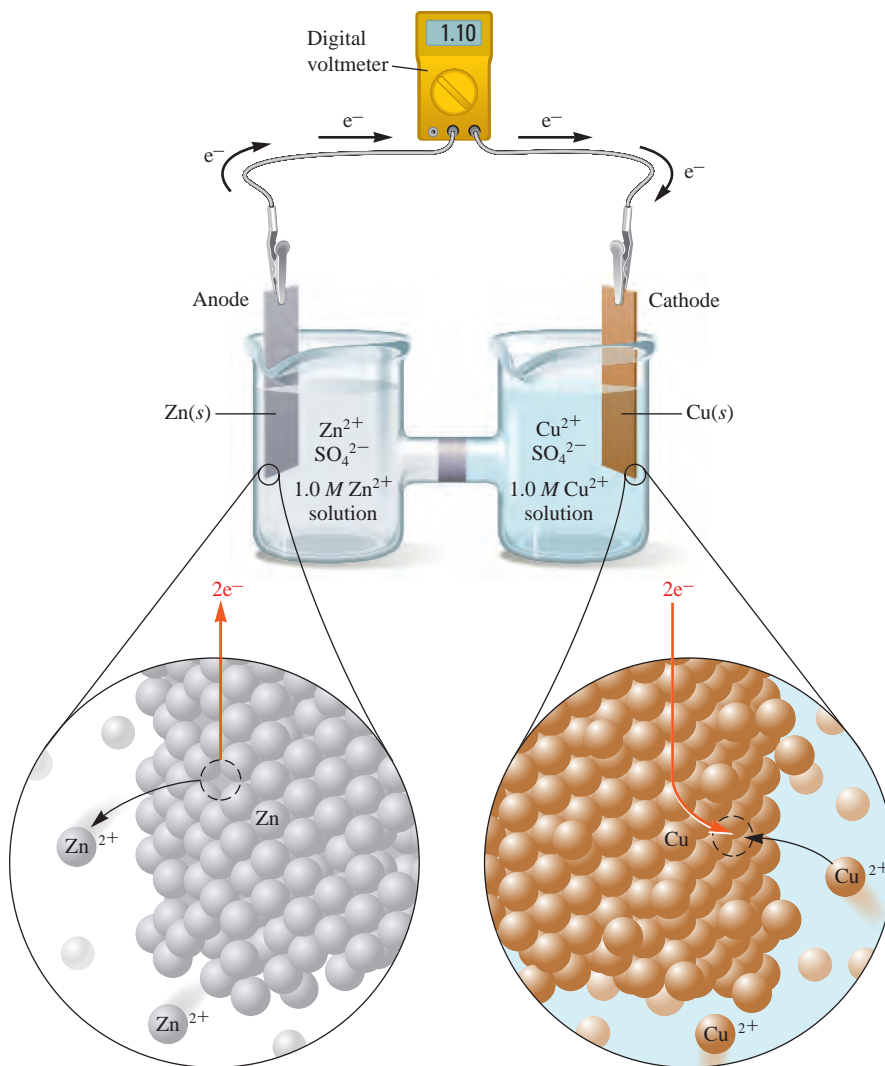
Since  $\mathcal{E}_{\text{Zn} \rightarrow \text{Zn}^{2+}}^{\circ}$  was earlier assigned a value of 0.76 V, the value of  $\mathcal{E}_{\text{Cu}^{2+} \rightarrow \text{Cu}}^{\circ}$  must be 0.34 V because

$$1.10 \text{ V} = 0.76 \text{ V} + 0.34 \text{ V}$$

The standard hydrogen potential is the reference potential against which all half-reaction potentials are assigned.

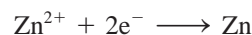
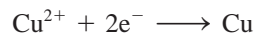
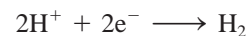
The scientific community has universally accepted the half-reaction potentials based on the assignment of zero volts to the process  $2\text{H}^+ + 2\text{e}^- \rightarrow \text{H}_2$  (under standard conditions where ideal behavior is assumed). However, before we can use these values to calculate cell potentials, we need to understand several essential characteristics of half-cell potentials.



**Figure 18.6**

A galvanic cell involving the half-reactions  $\text{Zn} \rightarrow \text{Zn}^{2+} + 2\text{e}^-$  (anode) and  $\text{Cu}^{2+} + 2\text{e}^- \rightarrow \text{Cu}$  (cathode), with  $\mathcal{E}_{\text{cell}}^{\circ} = 1.10 \text{ V}$ .

The accepted convention is to give the potentials of half-reactions as *reduction* processes. For example:



All half-reactions are given as reduction processes in standard tables.

The  $\mathcal{E}^{\circ}$  values corresponding to reduction half-reactions with all solutes at 1 M and all gases at 1 atm are called **standard reduction potentials**. Standard reduction potentials for the most common half-reactions are given in Table 18.1 and Appendix 5.5.

Combining two half-reactions to obtain a balanced oxidation–reduction reaction often requires two manipulations:

1. One of the reduction half-reactions must be reversed (since redox reactions must involve a substance being oxidized and a substance being reduced). The half-reaction with the largest positive potential will run as written (as a reduction), and the other half-reaction will be forced to run in reverse (will be the oxidation reaction). The net

When a half-reaction is reversed, the sign of  $\mathcal{E}^{\circ}$  is reversed.

Table 18.1 ► Standard Reduction Potentials at 25°C (298 K) for Many Common Half-Reactions

Half-Reaction	$\mathcal{E}^\circ$ (V)	Half-Reaction	$\mathcal{E}^\circ$ (V)
$F_2 + 2e^- \rightarrow 2F^-$	2.87	$O_2 + 2H_2O + 4e^- \rightarrow 4OH^-$	0.40
$Ag^2+ + e^- \rightarrow Ag^+$	1.99	$Cu^{2+} + 2e^- \rightarrow Cu$	0.34
$Co^{3+} + e^- \rightarrow Co^{2+}$	1.82	$Hg_2Cl_2 + 2e^- \rightarrow 2Hg + 2Cl^-$	0.27
$H_2O_2 + 2H^+ + 2e^- \rightarrow 2H_2O$	1.78	$AgCl + e^- \rightarrow Ag + Cl^-$	0.22
$Ce^{4+} + e^- \rightarrow Ce^{3+}$	1.70	$SO_4^{2-} + 4H^+ + 2e^- \rightarrow H_2SO_3 + H_2O$	0.20
$PbO_2 + 4H^+ + SO_4^{2-} + 2e^- \rightarrow PbSO_4 + 2H_2O$	1.69	$Cu^{2+} + e^- \rightarrow Cu^+$	0.16
$MnO_4^- + 4H^+ + 3e^- \rightarrow MnO_2 + 2H_2O$	1.68	$2H^+ + 2e^- \rightarrow H_2$	0.00
$2e^- + 2H^+ + IO_4^- \rightarrow IO_3^- + H_2O$	1.60	$Fe^{3+} + 3e^- \rightarrow Fe$	-0.036
$MnO_4^- + 8H^+ + 5e^- \rightarrow Mn^{2+} + 4H_2O$	1.51	$Pb^{2+} + 2e^- \rightarrow Pb$	-0.13
$Au^{3+} + 3e^- \rightarrow Au$	1.50	$Sn^{2+} + 2e^- \rightarrow Sn$	-0.14
$PbO_2 + 4H^+ + 2e^- \rightarrow Pb^{2+} + 2H_2O$	1.46	$Ni^{2+} + 2e^- \rightarrow Ni$	-0.23
$Cl_2 + 2e^- \rightarrow 2Cl^-$	1.36	$PbSO_4 + 2e^- \rightarrow Pb + SO_4^{2-}$	-0.35
$Cr_2O_7^{2-} + 14H^+ + 6e^- \rightarrow 2Cr^{3+} + 7H_2O$	1.33	$Cd^{2+} + 2e^- \rightarrow Cd$	-0.40
$O_2 + 4H^+ + 4e^- \rightarrow 2H_2O$	1.23	$Fe^{2+} + 2e^- \rightarrow Fe$	-0.44
$MnO_2 + 4H^+ + 2e^- \rightarrow Mn^{2+} + 2H_2O$	1.21	$Cr^{3+} + e^- \rightarrow Cr^{2+}$	-0.50
$IO_3^- + 6H^+ + 5e^- \rightarrow \frac{1}{2}I_2 + 3H_2O$	1.20	$Cr^{3+} + 3e^- \rightarrow Cr$	-0.73
$Br_2 + 2e^- \rightarrow 2Br^-$	1.09	$Zn^{2+} + 2e^- \rightarrow Zn$	-0.76
$VO_2^+ + 2H^+ + e^- \rightarrow VO^{2+} + H_2O$	1.00	$2H_2O + 2e^- \rightarrow H_2 + 2OH^-$	-0.83
$AuCl_4^- + 3e^- \rightarrow Au + 4Cl^-$	0.99	$Mn^{2+} + 2e^- \rightarrow Mn$	-1.18
$NO_3^- + 4H^+ + 3e^- \rightarrow NO + 2H_2O$	0.96	$Al^{3+} + 3e^- \rightarrow Al$	-1.66
$ClO_2 + e^- \rightarrow ClO_2^-$	0.954	$H_2 + 2e^- \rightarrow 2H^-$	-2.23
$2Hg^{2+} + 2e^- \rightarrow Hg_2^{2+}$	0.91	$Mg^{2+} + 2e^- \rightarrow Mg$	-2.37
$Ag^+ + e^- \rightarrow Ag$	0.80	$La^{3+} + 3e^- \rightarrow La$	-2.37
$Hg_2^{2+} + 2e^- \rightarrow 2Hg$	0.80	$Na^+ + e^- \rightarrow Na$	-2.71
$Fe^{3+} + e^- \rightarrow Fe^{2+}$	0.77	$Ca^{2+} + 2e^- \rightarrow Ca$	-2.76
$O_2 + 2H^+ + 2e^- \rightarrow H_2O_2$	0.68	$Ba^{2+} + 2e^- \rightarrow Ba$	-2.90
$MnO_4^- + e^- \rightarrow MnO_4^{2-}$	0.56	$K^+ + e^- \rightarrow K$	-2.92
$I_2 + 2e^- \rightarrow 2I^-$	0.54	$Li^+ + e^- \rightarrow Li$	-3.05
$Cu^+ + e^- \rightarrow Cu$	0.52		

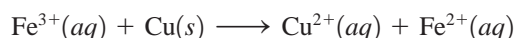
potential of the cell will be the *difference* between the two. Since the reduction process occurs at the cathode and the oxidation process occurs at the anode, we can write

$$\mathcal{E}_{\text{cell}}^\circ = \mathcal{E}^\circ (\text{cathode}) - \mathcal{E}^\circ (\text{anode})$$

Because subtraction means “change the sign and add,” in the examples done here we will change the sign of the oxidation (anode) reaction when we reverse it and add it to the reduction (cathode) reaction.

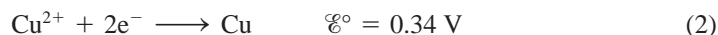
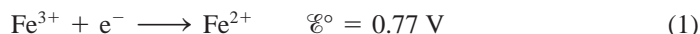
- Since the number of electrons lost must equal the number gained, the half-reactions must be multiplied by integers as necessary to achieve the balanced equation. However, the *value of  $\mathcal{E}^\circ$  is not changed* when a half-reaction is multiplied by an integer. Since a standard reduction potential is an *intensive property* (it does not depend on how many times the reaction occurs), the potential is *not* multiplied by the integer required to balance the cell reaction.

Consider a galvanic cell based on the redox reaction

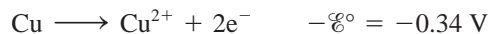


When a half-reaction is multiplied by an integer,  $\mathcal{E}^\circ$  remains the same.

The pertinent half-reactions are



To balance the cell reaction and calculate the standard cell potential, reaction (2) must be reversed:

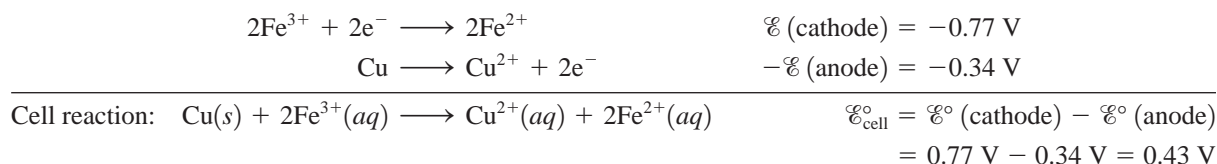


Note the change in sign for the  $\mathcal{E}^{\circ}$  value. Now, since each Cu atom produces two electrons but each  $\text{Fe}^{3+}$  ion accepts only one electron, reaction (1) must be multiplied by 2:



Note that  $\mathcal{E}^{\circ}$  is not changed in this case.

Now we can obtain the balanced cell reaction by summing the appropriately modified half-reactions:

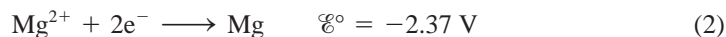
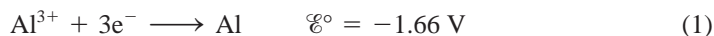


### EXAMPLE 18.3 Galvanic Cells

a. Consider a galvanic cell based on the reaction



The half-reactions are

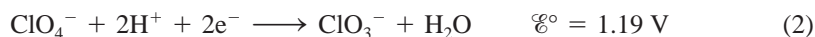
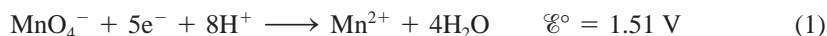


Give the balanced cell reaction and calculate  $\mathcal{E}^{\circ}$  for the cell.

b. A galvanic cell is based on the reaction



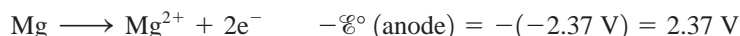
The half-reactions are



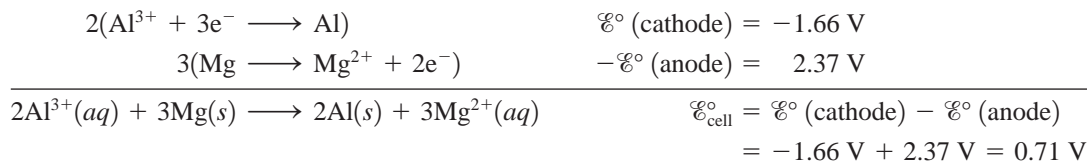
Give the balanced cell reaction and calculate  $\mathcal{E}^{\circ}$  for the cell.

#### Solution

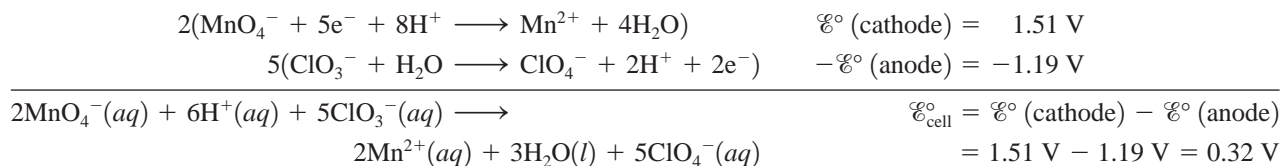
a. The half-reaction involving magnesium must be reversed and since this is the oxidation process, it is the anode:



Also, since the two half-reactions involve different numbers of electrons, they must be multiplied by integers as follows:



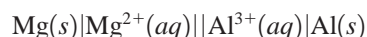
b. Half-reaction (2) must be reversed (it is the anode), and both half-reactions must be multiplied by integers to make the number of electrons equal:



SEE EXERCISES 18.37 AND 18.38

## Line Notation

We now will introduce a handy line notation used to describe electrochemical cells. In this notation the anode components are listed on the left and the cathode components are listed on the right, separated by double vertical lines (indicating the salt bridge or porous disk). For example, the line notation for the cell described in Example 18.3(a) is



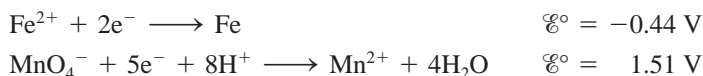
In this notation a phase difference (boundary) is indicated by a single vertical line. Thus, in this case, vertical lines occur between the solid Mg metal and the  $\text{Mg}^{2+}$  in aqueous solution and between solid Al and  $\text{Al}^{3+}$  in aqueous solution. Also note that the substance constituting the anode is listed at the far left and the substance constituting the cathode is listed at the far right.

For the cell described in Example 18.3(b), all the components involved in the oxidation–reduction reaction are ions. Since none of these dissolved ions can serve as an electrode, a nonreacting (inert) conductor must be used. The usual choice is platinum. Thus, for the cell described in Example 18.3(b), the line notation is



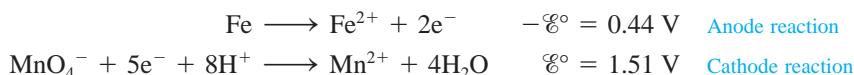
## Complete Description of a Galvanic Cell

Next we want to consider how to describe a galvanic cell fully, given just its half-reactions. This description will include the cell reaction, the cell potential, and the physical setup of the cell. Let's consider a galvanic cell based on the following half-reactions:



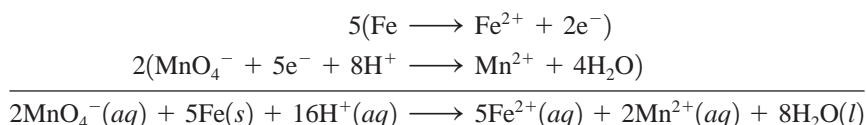
In a working galvanic cell, one of these reactions must run in reverse. Which one?

We can answer this question by considering the sign of the potential of a working cell: *A cell will always run spontaneously in the direction that produces a positive cell potential.* Thus, in the present case, it is clear that the half-reaction involving iron must be reversed, since this choice leads to a positive cell potential:

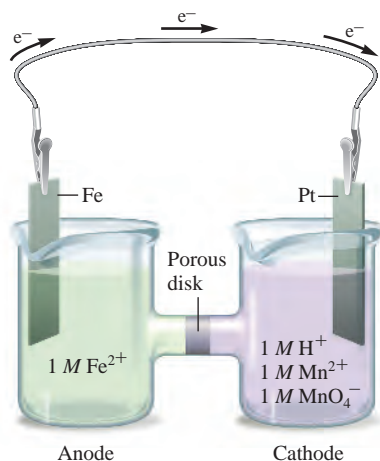


where  $\mathcal{E}_{\text{cell}}^\circ = \mathcal{E}^\circ (\text{cathode}) - \mathcal{E}^\circ (\text{anode}) = 1.51 \text{ V} + 0.44 \text{ V} = 1.95 \text{ V}$

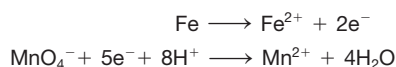
The balanced cell reaction is obtained as follows:



A galvanic cell runs spontaneously in the direction that gives a positive value for  $\mathcal{E}_{\text{cell}}$ .

**Figure 18.7**

The schematic of a galvanic cell based on the half-reactions:



Now consider the physical setup of the cell, shown schematically in Fig. 18.7. In the left compartment the active components in their standard states are pure metallic iron (Fe) and  $1.0\text{ M Fe}^{2+}$ . The anion present depends on the iron salt used. In this compartment the anion does not participate in the reaction but simply balances the charge. The half-reaction that takes place at this electrode is



which is an oxidation reaction, so this compartment is the anode. The electrode consists of pure iron metal.

In the right compartment the active components in their standard states are  $1.0\text{ M MnO}_4^{-}$ ,  $1.0\text{ M H}^{+}$ , and  $1.0\text{ M Mn}^{2+}$ , with appropriate unreacting ions (often called *counterions*) to balance the charge. The half-reaction in this compartment is



which is a reduction reaction, so this compartment is the cathode. Since neither  $\text{MnO}_4^{-}$  nor  $\text{Mn}^{2+}$  ions can serve as the electrode, a nonreacting conductor such as platinum must be employed.

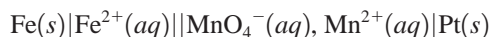
The next step is to determine the direction of electron flow. In the left compartment the half-reaction involves the oxidation of iron:



In the right compartment the half-reaction is the reduction of  $\text{MnO}_4^{-}$ :



Thus the electrons flow from Fe to  $\text{MnO}_4^{-}$  in this cell, or from the anode to the cathode, as is always the case. The line notation for this cell is



### Let's Review

#### Description of a Galvanic Cell

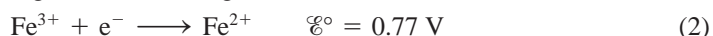
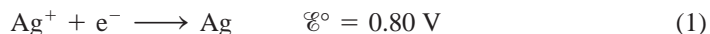
A complete description of a galvanic cell usually includes four items:

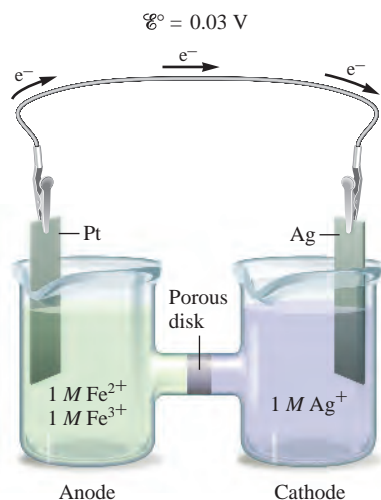
- The cell potential (always positive for a galvanic cell where  $\mathcal{E}_{\text{cell}}^{\circ} = \mathcal{E}^{\circ}(\text{cathode}) - \mathcal{E}^{\circ}(\text{anode})$  and the balanced cell reaction.
- The direction of electron flow, obtained by inspecting the half-reactions and using the direction that gives a positive  $\mathcal{E}_{\text{cell}}^{\circ}$ .
- Designation of the anode and cathode.
- The nature of each electrode and the ions present in each compartment. A chemically inert conductor is required if none of the substances participating in the half-reaction is a conducting solid.

### EXAMPLE 18.4

#### Description of a Galvanic Cell

Describe completely the galvanic cell based on the following half-reactions under standard conditions:





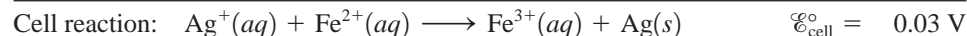

**Figure 18.8**

Schematic diagram for the galvanic cell based on the half-reactions

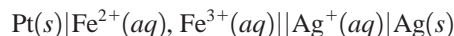


### Solution

- Since a positive  $\mathcal{E}_{\text{cell}}^\circ$  value is required, reaction (2) must run in reverse:



- Since  $\text{Ag}^+$  receives electrons and  $\text{Fe}^{2+}$  loses electrons in the cell reaction, the electrons will flow from the compartment containing  $\text{Fe}^{2+}$  to the compartment containing  $\text{Ag}^+$ .
- Oxidation occurs in the compartment containing  $\text{Fe}^{2+}$  (electrons flow from  $\text{Fe}^{2+}$  to  $\text{Ag}^+$ ). Hence this compartment functions as the anode. Reduction occurs in the compartment containing  $\text{Ag}^+$ , so this compartment functions as the cathode.
- The electrode in the  $\text{Ag}/\text{Ag}^+$  compartment is silver metal, and an inert conductor, such as platinum, must be used in the  $\text{Fe}^{2+}/\text{Fe}^{3+}$  compartment. Appropriate counterions are assumed to be present. The diagram for this cell is shown in Fig. 18.8. The line notation for this cell is



SEE EXERCISES 18.39 AND 18.40

## 18.4 ► Cell Potential, Electrical Work, and Free Energy

So far we have considered electrochemical cells in a very practical fashion without much theoretical background. The next step will be to explore the relationship between thermodynamics and electrochemistry.

The work that can be accomplished when electrons are transferred through a wire depends on the “push” (the thermodynamic driving force) behind the electrons. This driving force (the emf) is defined in terms of a *potential difference* (in volts) between two points in the circuit. Recall that a volt represents a joule of work per coulomb of charge transferred:

$$\text{emf} = \text{potential difference (V)} = \frac{\text{work (J)}}{\text{charge (C)}}$$

Thus 1 joule of work is produced or required (depending on the direction) when 1 coulomb of charge is transferred between two points in the circuit that differ by a potential of 1 volt.

In this book, *work is viewed from the point of view of the system*. Thus work flowing out of the system is indicated by a minus sign. When a cell produces a current, the cell potential is positive, and the current can be used to do work—to run a motor, for instance. Thus the cell potential  $\mathcal{E}$  and the work  $w$  have opposite signs:

$$\mathcal{E} = \frac{-w \leftarrow \text{Work}}{q \leftarrow \text{Charge}}$$

Therefore,

$$-w = q\mathcal{E}$$

From this equation it can be seen that the maximum work in a cell would be obtained at the maximum cell potential:

$$-w_{\text{max}} = q\mathcal{E}_{\text{max}} \quad \text{or} \quad w_{\text{max}} = -q\mathcal{E}_{\text{max}}$$



Using a battery-powered drill to insert a screw.

Work is never the maximum possible if any current is flowing.

However, there is a problem. To obtain electrical work, current must flow. When current flows, some energy is inevitably wasted through frictional heating, and the maximum work is not obtained. This reflects the important general principle introduced in Section 17.9: In any real, spontaneous process some energy is always wasted—the actual work realized is always less than the calculated maximum. This is a consequence of the fact that the entropy of the universe must increase in any spontaneous process. Recall from Section 17.9 that the only process from which maximum work could be realized is the hypothetical reversible process. For a galvanic cell this would involve an infinitesimally small current flow and thus an infinite amount of time to do the work. Even though we can never achieve the maximum work through the actual discharge of a galvanic cell, we can measure the maximum potential. There is negligible current flow when a cell potential is measured with a potentiometer or an efficient digital voltmeter. No current flow implies no waste of energy, so the potential measured is the maximum.

Although we can never actually realize the maximum work from a cell reaction, the value for it is still useful in evaluating the efficiency of a real process based on the cell reaction. For example, suppose a certain galvanic cell has a maximum potential (at zero current) of 2.50 V. In a particular experiment 1.33 moles of electrons were passed through this cell at an average actual potential of 2.10 V. The actual work done is

$$w = -q\mathcal{E}$$

where  $\mathcal{E}$  represents the actual potential difference at which the current flowed (2.10 V or 2.10 J/C) and  $q$  is the quantity of charge in coulombs transferred. The charge on 1 mole of electrons is a constant called the **faraday** (abbreviated  $F$ ), which has the value *96,485 coulombs of charge per mole of electrons*. Thus  $q$  equals the number of moles of electrons times the charge per mole of electrons:

$$q = nF = 1.33 \text{ mol } e^- \times 96,485 \text{ C/mol } e^-$$

Then, for the preceding experiment, the actual work is

$$\begin{aligned} w &= -q\mathcal{E} = -(1.33 \text{ mol } e^- \times 96,485 \text{ C/mol } e^-) \times (2.10 \text{ J/C}) \\ &= -2.69 \times 10^5 \text{ J} \end{aligned}$$

For the maximum possible work, the calculation is similar, except that the maximum potential is used:

$$\begin{aligned} w_{\text{max}} &= -q\mathcal{E} \\ &= -\left(1.33 \text{ mol } e^- \times 96,485 \frac{\text{C}}{\text{mol } e^-}\right) \left(2.50 \frac{\text{J}}{\text{C}}\right) \\ &= -3.21 \times 10^5 \text{ J} \end{aligned}$$

Thus, in its actual operation, the efficiency of this cell is

$$\frac{w}{w_{\text{max}}} \times 100\% = \frac{-2.69 \times 10^5 \text{ J}}{-3.21 \times 10^5 \text{ J}} \times 100\% = 83.8\%$$

Image not available due to copyright restrictions

Next we want to relate the potential of a galvanic cell to free energy. In Section 17.9 we saw that for a process carried out at constant temperature and pressure, the change in free energy equals the maximum useful work obtainable from that process:

$$w_{\max} = \Delta G$$

For a galvanic cell,

$$w_{\max} = -q\mathcal{E}_{\max} = \Delta G$$

Since

$$q = nF$$

we have

$$\Delta G = -q\mathcal{E}_{\max} = -nF\mathcal{E}_{\max}$$

From now on the subscript on  $\mathcal{E}_{\max}$  will be deleted, with the understanding that any potential given in this book is the maximum potential. Thus

$$\Delta G = -nF\mathcal{E}$$

For standard conditions,

$$\Delta G^\circ = -nF\mathcal{E}^\circ$$

This equation states that the maximum cell potential is directly related to the free energy difference between the reactants and the products in the cell. This relationship is important because it provides an experimental means to obtain  $\Delta G$  for a reaction. It also confirms that a galvanic cell will run in the direction that gives a positive value for  $\mathcal{E}_{\text{cell}}$ ; a positive  $\mathcal{E}_{\text{cell}}$  value corresponds to a negative  $\Delta G$  value, which is the condition for spontaneity.

### EXAMPLE 18.5

### Calculating $\Delta G^\circ$ for a Cell Reaction

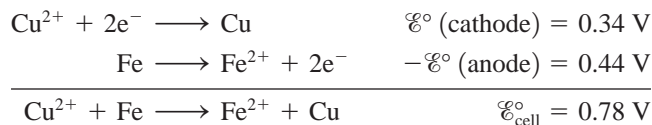
Using the data in Table 18.1, calculate  $\Delta G^\circ$  for the reaction



Is this reaction spontaneous?

#### Solution

The half-reactions are



We can calculate  $\Delta G^\circ$  from the equation

$$\Delta G^\circ = -nF\mathcal{E}^\circ$$

Since two electrons are transferred per atom in the reaction, 2 moles of electrons are required per mole of reactants and products. Thus  $n = 2 \text{ mol } e^-$ ,  $F = 96,485 \text{ C/mol } e^-$ , and  $\mathcal{E}^\circ = 0.78 \text{ V} = 0.78 \text{ J/C}$ . Therefore,

$$\begin{aligned} \Delta G^\circ &= -(2 \text{ mol } e^-) \left( 96,485 \frac{\text{C}}{\text{mol } e^-} \right) \left( 0.78 \frac{\text{J}}{\text{C}} \right) \\ &= -1.5 \times 10^5 \text{ J} \end{aligned}$$



The process is spontaneous, as indicated by both the negative sign of  $\Delta G^\circ$  and the positive sign of  $\mathcal{E}_{\text{cell}}^\circ$ .

This reaction is used industrially to deposit copper metal from solutions resulting from the dissolving of copper ores.

SEE EXERCISES 18.47 AND 18.48

### EXAMPLE 18.6 Predicting Spontaneity

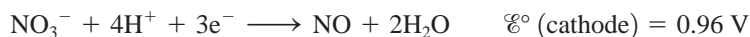


A gold ring does not dissolve in nitric acid.

Using the data from Table 18.1, predict whether 1 M  $\text{HNO}_3$  will dissolve gold metal to form a 1 M  $\text{Au}^{3+}$  solution.

#### Solution


The half-reaction for  $\text{HNO}_3$  acting as an oxidizing agent is



The reaction for the oxidation of solid gold to  $\text{Au}^{3+}$  ions is



The sum of these half-reactions gives the required reaction:




and  $\mathcal{E}_{\text{cell}}^\circ = \mathcal{E}^\circ (\text{cathode}) - \mathcal{E}^\circ (\text{anode}) = 0.96 \text{ V} - 1.50 \text{ V} = -0.54 \text{ V}$

Since the  $\mathcal{E}^\circ$  value is negative, the process will *not* occur under standard conditions. That is, gold will not dissolve in 1 M  $\text{HNO}_3$  to give 1 M  $\text{Au}^{3+}$ . In fact, a mixture (1:3 by volume) of concentrated nitric and hydrochloric acids, called *aqua regia*, is required to dissolve gold.

SEE EXERCISES 18.55 AND 18.56

## 18.5 Dependence of Cell Potential on Concentration

So far we have described cells under standard conditions. In this section we consider the dependence of the cell potential on concentration. Under standard conditions (all concentrations 1 M), the cell with the reaction



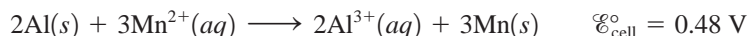
has a potential of 1.36 V. What will the cell potential be if  $[\text{Ce}^{4+}]$  is greater than 1.0 M? This question can be answered qualitatively in terms of Le Châtelier's principle. An increase in the concentration of  $\text{Ce}^{4+}$  will favor the forward reaction and thus increase the driving force on the electrons. The cell potential will increase. On the other hand, an increase in the concentration of a product ( $\text{Cu}^{2+}$  or  $\text{Ce}^{3+}$ ) will oppose the forward reaction, thus decreasing the cell potential.

These ideas are illustrated in Example 18.7.

## EXAMPLE 18.7

The Effects of Concentration on  $\mathcal{E}$ 

For the cell reaction



predict whether  $\mathcal{E}_{\text{cell}}$  is larger or smaller than  $\mathcal{E}_{\text{cell}}^{\circ}$  for the following cases.

- $[\text{Al}^{3+}] = 2.0 \text{ M}$ ,  $[\text{Mn}^{2+}] = 1.0 \text{ M}$
- $[\text{Al}^{3+}] = 1.0 \text{ M}$ ,  $[\text{Mn}^{2+}] = 3.0 \text{ M}$

## Solution

- A product concentration has been raised above  $1.0 \text{ M}$ . This will oppose the cell reaction and will cause  $\mathcal{E}_{\text{cell}}$  to be less than  $\mathcal{E}_{\text{cell}}^{\circ}$  ( $\mathcal{E}_{\text{cell}} < 0.48 \text{ V}$ ).
- A reactant concentration has been increased above  $1.0 \text{ M}$ , and  $\mathcal{E}_{\text{cell}}$  will be greater than  $\mathcal{E}_{\text{cell}}^{\circ}$  ( $\mathcal{E}_{\text{cell}} > 0.48 \text{ V}$ ).

SEE EXERCISE 18.63



A concentration cell with  $1.0 \text{ M Cu}^{2+}$  on the right and  $0.010 \text{ M Cu}^{2+}$  on the left.

## Concentration Cells

Because cell potentials depend on concentration, we can construct galvanic cells where both compartments contain the same components but at different concentrations. For example, in the cell in Fig. 18.9, both compartments contain aqueous  $\text{AgNO}_3$ , but with different molarities. Let's consider the potential of this cell and the direction of electron flow. The half-reaction relevant to both compartments of this cell is



If the cell had  $1 \text{ M Ag}^+$  in both compartments,

$$\mathcal{E}_{\text{cell}}^{\circ} = 0.80 \text{ V} - 0.80 \text{ V} = 0 \text{ V}$$

However, in the cell described here, the concentrations of  $\text{Ag}^+$  in the two compartments are  $1 \text{ M}$  and  $0.1 \text{ M}$ . Because the concentrations of  $\text{Ag}^+$  are unequal, the half-cell potentials will not be identical, and the cell will exhibit a positive voltage. In which direction will the electrons flow in this cell? The best way to think about this question is to recognize that nature will try to equalize the concentrations of  $\text{Ag}^+$  in the two compartments. This can be done by transferring electrons from the compartment containing  $0.1 \text{ M Ag}^+$  to the one containing  $1 \text{ M Ag}^+$  (left to right in Fig. 18.9). This electron transfer will produce more  $\text{Ag}^+$  in the left compartment and consume  $\text{Ag}^+$  (to form  $\text{Ag}$ ) in the right compartment.

A cell in which both compartments have the same components but at different concentrations is called a **concentration cell**. The difference in concentration is the only factor that produces a cell potential in this case, and the voltages are typically small.

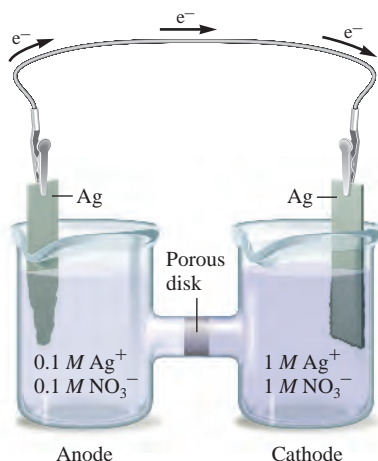
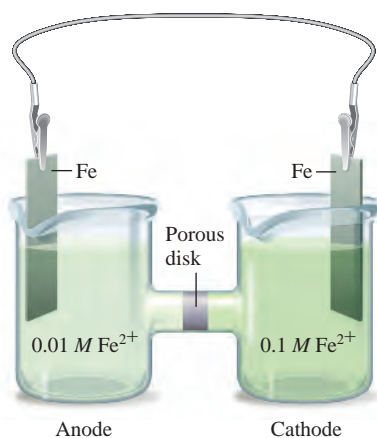


Figure 18.9

A concentration cell that contains a silver electrode and aqueous silver nitrate in both compartments. Because the right compartment contains  $1 \text{ M Ag}^+$  and the left compartment contains  $0.1 \text{ M Ag}^+$ , there will be a driving force to transfer electrons from left to right. Silver will be deposited on the right electrode, thus lowering the concentration of  $\text{Ag}^+$  in the right compartment. In the left compartment the silver electrode dissolves (producing  $\text{Ag}^+$  ions) to raise the concentration of  $\text{Ag}^+$  in solution.

## EXAMPLE 18.8 Concentration Cells



**Figure 18.10**  
A concentration cell containing iron electrodes and different concentrations of  $\text{Fe}^{2+}$  ion in the two compartments.

Nernst was one of the pioneers in the development of electrochemical theory and is generally given credit for first stating the third law of thermodynamics. He won the Nobel Prize in chemistry in 1920.

Determine the direction of electron flow and designate the anode and cathode for the cell represented in Fig. 18.10.

**Solution**

The concentrations of  $\text{Fe}^{2+}$  ion in the two compartments can (eventually) be equalized by transferring electrons from the left compartment to the right. This will cause  $\text{Fe}^{2+}$  to be formed in the left compartment, and iron metal will be deposited (by reducing  $\text{Fe}^{2+}$  ions to Fe) on the right electrode. Since electron flow is from left to right, oxidation occurs in the left compartment (the anode) and reduction occurs in the right (the cathode).

SEE EXERCISE 18.64

**The Nernst Equation**

The dependence of the cell potential on concentration results directly from the dependence of free energy on concentration. Recall from Chapter 17 that the equation

$$\Delta G = \Delta G^\circ + RT \ln(Q)$$

where  $Q$  is the reaction quotient, was used to calculate the effect of concentration on  $\Delta G$ . Since  $\Delta G = -nF\mathcal{E}$  and  $\Delta G^\circ = -nF\mathcal{E}^\circ$ , the equation becomes

$$-nF\mathcal{E} = -nF\mathcal{E}^\circ + RT \ln(Q)$$

Dividing each side of the equation by  $-nF$  gives

$$\mathcal{E} = \mathcal{E}^\circ - \frac{RT}{nF} \ln(Q) \quad (18.1)$$

Equation (18.1), which gives the relationship between the cell potential and the concentrations of the cell components, is commonly called the **Nernst equation**, after the German chemist Walther Hermann Nernst (1864–1941).

The Nernst equation is often given in a form that is valid at 25°C:

$$\mathcal{E} = \mathcal{E}^\circ - \frac{0.0591}{n} \log(Q)$$

Using this relationship, we can calculate the potential of a cell in which some or all of the components are not in their standard states.

For example,  $\mathcal{E}_{\text{cell}}^\circ$  is 0.48 V for the galvanic cell based on the reaction



Consider a cell in which

$$[\text{Mn}^{2+}] = 0.50 M \quad \text{and} \quad [\text{Al}^{3+}] = 1.50 M$$

The cell potential at 25°C for these concentrations can be calculated using the Nernst equation:

$$\mathcal{E}_{\text{cell}} = \mathcal{E}_{\text{cell}}^\circ - \frac{0.0591}{n} \log(Q)$$

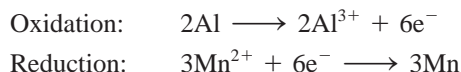
We know that

$$\mathcal{E}_{\text{cell}}^\circ = 0.48 \text{ V}$$

and

$$Q = \frac{[\text{Al}^{3+}]^2}{[\text{Mn}^{2+}]^3} = \frac{(1.50)^2}{(0.50)^3} = 18$$

Since the half-reactions are



we know that

$$n = 6$$

Thus

$$\begin{aligned} \mathcal{E}_{\text{cell}} &= 0.48 - \frac{0.0591}{6} \log(18) \\ &= 0.48 - \frac{0.0591}{6} (1.26) = 0.48 - 0.01 = 0.47 \text{ V} \end{aligned}$$

Note that the cell voltage decreases slightly because of the nonstandard concentrations. This change is consistent with the predictions of Le Châtelier's principle (see Example 18.7). In this case, since the reactant concentration is lower than 1.0 M and the product concentration is higher than 1.0 M,  $\mathcal{E}_{\text{cell}}$  is less than  $\mathcal{E}_{\text{cell}}^\circ$ .


The potential calculated from the Nernst equation is the maximum potential before any current flow has occurred. As the cell discharges and current flows from anode to cathode, the concentrations will change, and as a result,  $\mathcal{E}_{\text{cell}}$  will change. In fact, *the cell will spontaneously discharge until it reaches equilibrium*, at which point

$$Q = K \text{ (the equilibrium constant) and } \mathcal{E}_{\text{cell}} = 0$$

A “dead” battery is one in which the cell reaction has reached equilibrium, and there is no longer any chemical driving force to push electrons through the wire. In other words, *at equilibrium, the components in the two cell compartments have the same free energy*, and  $\Delta G = 0$  for the cell reaction at the equilibrium concentrations. The cell no longer has the ability to do work.

### EXAMPLE 18.9 — The Nernst Equation

Describe the cell based on the following half-reactions:



where

$$T = 25^\circ\text{C}$$

$$[\text{VO}_2^+] = 2.0 \text{ M}$$

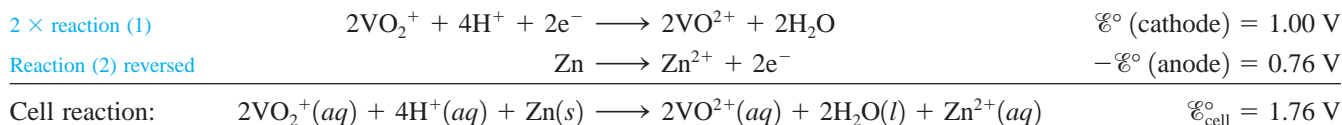
$$[\text{H}^+] = 0.50 \text{ M}$$

$$[\text{VO}^{2+}] = 1.0 \times 10^{-2} \text{ M}$$

$$[\text{Zn}^{2+}] = 1.0 \times 10^{-1} \text{ M}$$

#### Solution

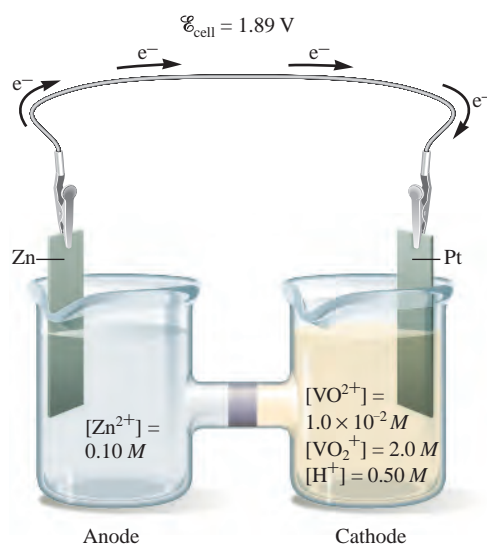
The balanced cell reaction is obtained by reversing reaction (2) and multiplying reaction (1) by 2:



Since the cell contains components at concentrations other than 1  $M$ , we must use the Nernst equation, where  $n = 2$  (since two electrons are transferred), to calculate the cell potential. At 25°C we can use the equation

$$\begin{aligned} \mathcal{E} &= \mathcal{E}_{\text{cell}}^{\circ} - \frac{0.0591}{n} \log(Q) \\ &= 1.76 - \frac{0.0591}{2} \log\left(\frac{[\text{Zn}^{2+}][\text{VO}^{2+}]^2}{[\text{VO}_2^+]^2[\text{H}^+]^4}\right) \\ &= 1.76 - \frac{0.0591}{2} \log\left(\frac{(1.0 \times 10^{-1})(1.0 \times 10^{-2})^2}{(2.0)^2(0.50)^4}\right) \\ &= 1.76 - \frac{0.0591}{2} \log(4 \times 10^{-5}) = 1.76 + 0.13 = 1.89 \text{ V} \end{aligned}$$

The cell diagram is given in Fig. 18.11.



**Figure 18.11**  
Schematic diagram of the cell described in Example 18.9.

SEE EXERCISES 18.67 THROUGH 18.70

## Ion-Selective Electrodes

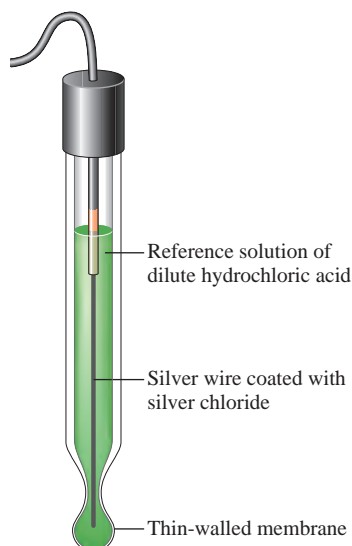
Because the cell potential is sensitive to the concentrations of the reactants and products involved in the cell reaction, measured potentials can be used to determine the concentration of an ion. A pH meter (see Fig. 14.7) is a familiar example of an instrument that measures concentration using an observed potential. The pH meter has three main components: a standard electrode of known potential, a special **glass electrode** that changes potential depending on the concentration of  $\text{H}^+$  ions in the solution into which it is dipped, and a potentiometer that measures the potential between the electrodes. The potentiometer reading is automatically converted electronically to a direct reading of the pH of the solution being tested.

The glass electrode (see Fig. 18.12) contains a reference solution of dilute hydrochloric acid in contact with a thin glass membrane. The electrical potential of the glass electrode depends on the difference in  $[\text{H}^+]$  between the reference solution and the solution into which the electrode is dipped. Thus the electrical potential varies with the pH of the solution being tested.

Electrodes that are sensitive to the concentration of a particular ion are called **ion-selective electrodes**, of which the glass electrode for pH measurement is just one example.

**Figure 18.12**

A glass electrode contains a reference solution of dilute hydrochloric acid in contact with a thin glass membrane in which a silver wire coated with silver chloride has been embedded. When the electrode is dipped into a solution containing  $\text{H}^+$  ions, the electrode potential is determined by the difference in  $[\text{H}^+]$  between the two solutions.



Glass electrodes can be made sensitive to such ions as  $\text{Na}^+$ ,  $\text{K}^+$ , or  $\text{NH}_4^+$  by changing the composition of the glass. Other ions can be detected if an appropriate crystal replaces the glass membrane. For example, a crystal of lanthanum(III) fluoride ( $\text{LaF}_3$ ) can be used in an electrode to measure  $[\text{F}^-]$ . Solid silver sulfide ( $\text{Ag}_2\text{S}$ ) can be used to measure  $[\text{Ag}^+]$  and  $[\text{S}^{2-}]$ . Some of the ions that can be detected by ion-selective electrodes are listed in Table 18.2.

## Calculation of Equilibrium Constants for Redox Reactions

**Table 18.2** Some Ions Whose Concentrations Can Be Detected by Ion-Selective Electrodes

Cations	Anions
$\text{H}^+$	$\text{Br}^-$
$\text{Cd}^{2+}$	$\text{Cl}^-$
$\text{Ca}^{2+}$	$\text{CN}^-$
$\text{Cu}^{2+}$	$\text{F}^-$
$\text{K}^+$	$\text{NO}_3^-$
$\text{Ag}^+$	$\text{S}^{2-}$
$\text{Na}^+$	

The quantitative relationship between  $\mathcal{E}^\circ$  and  $\Delta G^\circ$  allows calculation of equilibrium constants for redox reactions. For a cell at equilibrium,

$$\mathcal{E}_{\text{cell}} = 0 \quad \text{and} \quad Q = K$$

Applying these conditions to the Nernst equation valid at  $25^\circ\text{C}$ ,

$$\mathcal{E} = \mathcal{E}^\circ - \frac{0.0591}{n} \log(Q)$$

gives

$$0 = \mathcal{E}^\circ - \frac{0.0591}{n} \log(K)$$

or

$$\log(K) = \frac{n\mathcal{E}^\circ}{0.0591} \quad \text{at } 25^\circ\text{C}$$

### EXAMPLE 18.10

## Equilibrium Constants from Cell Potentials

For the oxidation–reduction reaction



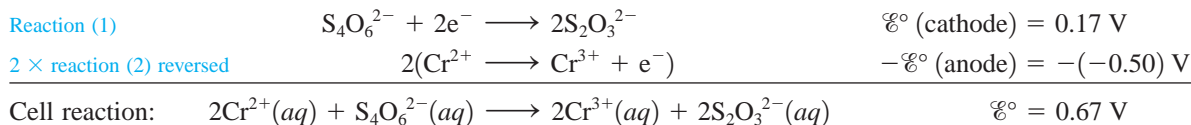
the appropriate half-reactions are



Balance the redox reaction, and calculate  $\mathcal{E}^\circ$  and  $K$  (at  $25^\circ\text{C}$ ).

**Solution**

To obtain the balanced reaction, we must reverse reaction (2), multiply it by 2, and add it to reaction (1):



The blue solution contains  $Cr^{2+}$  ions, and the green solution contains  $Cr^{3+}$  ions.

In this reaction, 2 moles of electrons are transferred for every unit of reaction, that is, for every 2 mol  $Cr^{2+}$  reacting with 1 mol  $S_4O_6^{2-}$  to form 2 mol  $Cr^{3+}$  and 2 mol  $S_2O_3^{2-}$ . Thus  $n = 2$ . Then

$$\log(K) = \frac{n\mathcal{E}^\circ}{0.0591} = \frac{2(0.67)}{0.0591} = 22.6$$

The value of  $K$  is found by taking the antilog of 22.6:

$$K = 10^{22.6} = 4 \times 10^{22}$$

This very large equilibrium constant is not unusual for a redox reaction.

**SEE EXERCISES 18.71 THROUGH 18.74**

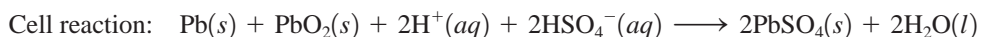
## 18.6 ► Batteries

A **battery** is a galvanic cell or, more commonly, a group of galvanic cells connected in series, where the potentials of the individual cells add to give the total battery potential. Batteries are a source of direct current and have become an essential source of portable power in our society. In this section we examine the most common types of batteries. Some new batteries currently being developed are described at the end of the chapter.

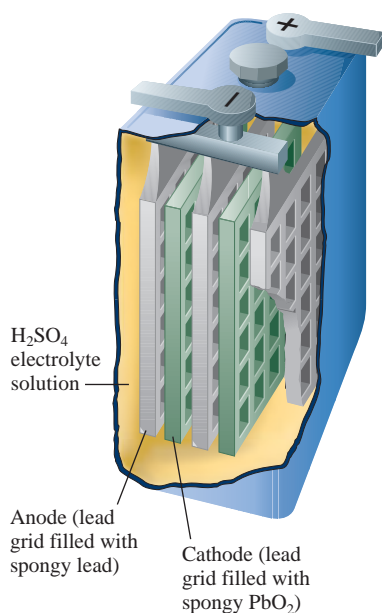
### Lead Storage Battery

Since about 1915 when self-starters were first used in automobiles, the **lead storage battery** has been a major factor in making the automobile a practical means of transportation. This type of battery can function for several years under temperature extremes from  $-30^\circ\text{F}$  to  $120^\circ\text{F}$  and under incessant punishment from rough roads.

In this battery, lead serves as the anode, and lead coated with lead dioxide serves as the cathode. Both electrodes dip into an electrolyte solution of sulfuric acid. The electrode reactions are



The typical automobile lead storage battery has six cells connected in series. Each cell contains multiple electrodes in the form of grids (Fig. 18.13) and produces approximately 2 V, to give a total battery potential of about 12 V. Note from the cell reaction that sulfuric acid is consumed as the battery discharges. This lowers the density of the electrolyte solution from its initial value of about  $1.28 \text{ g/cm}^3$  in the fully charged battery. As a result, the condition of the battery can be monitored by measuring the density of the sulfuric acid solution. The solid lead sulfate formed in the cell reaction during discharge adheres to the grid surfaces of the electrodes. The battery is recharged by forcing current through it in the opposite direction to reverse the cell reaction. A car's battery is continuously charged by an alternator driven by the automobile engine.



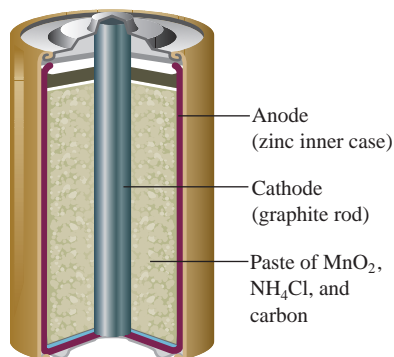
**Figure 18.13**

One of the six cells in a 12-V lead storage battery. The anode consists of a lead grid filled with spongy lead, and the cathode is a lead grid filled with lead dioxide. The cell also contains 38% (by mass) sulfuric acid.

An automobile with a dead battery can be “jump-started” by connecting its battery to the battery in a running automobile. This process can be dangerous, however, because the resulting flow of current causes electrolysis of water in the dead battery, producing hydrogen and oxygen gases (see Section 18.8 for details). Disconnecting the jumper cables after the disabled car starts causes an arc that can ignite the gaseous mixture. If this happens, the battery may explode, ejecting corrosive sulfuric acid. This problem can be avoided by connecting the ground jumper cable to a part of the engine remote from the battery. Any arc produced when this cable is disconnected will then be harmless.

Traditional types of storage batteries require periodic “topping off” because the water in the electrolyte solution is depleted by the electrolysis that accompanies the charging process. Recent types of batteries have electrodes made of an alloy of calcium and lead that inhibits the electrolysis of water. These batteries can be sealed, since they require no addition of water.

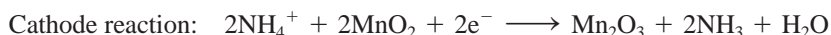
It is rather amazing that in the 85 years in which lead storage batteries have been used, no better system has been found. Although a lead storage battery does provide excellent service, it has a useful lifetime of 3 to 5 years in an automobile. While it might seem that the battery could undergo an indefinite number of discharge/charge cycles, physical damage from road shock and chemical side-reactions eventually cause it to fail.



**Figure 18.14**  
A common dry cell battery.

## Other Batteries

The calculators, electronic games, digital watches, and portable audio players that are so familiar to us are all powered by small, efficient batteries. The common **dry cell battery** was invented more than 100 years ago by George Leclanché (1839–1882), a French chemist. In its *acid version*, the dry cell battery contains a zinc inner case that acts as the anode and a carbon rod in contact with a moist paste of solid MnO<sub>2</sub>, solid NH<sub>4</sub>Cl, and carbon that acts as the cathode (Fig. 18.14). The half-reactions are complex but can be approximated as follows:



This cell produces a potential of about 1.5 V.

In the *alkaline version* of the dry cell battery, the solid NH<sub>4</sub>Cl is replaced with KOH or NaOH. In this case the half-reactions can be approximated as follows:



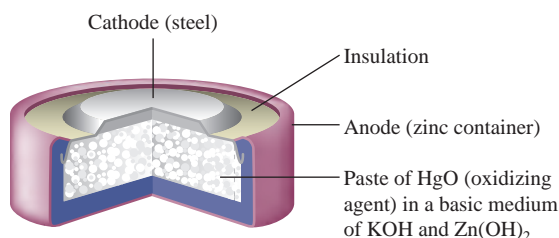
The alkaline dry cell lasts longer mainly because the zinc anode corrodes less rapidly under basic conditions than under acidic conditions.

Other types of useful batteries include the *silver cell*, which has a Zn anode and a cathode that employs Ag<sub>2</sub>O as the oxidizing agent in a basic environment. *Mercury cells*, often used in calculators, have a Zn anode and a cathode involving HgO as the oxidizing agent in a basic medium (see Fig. 18.15).

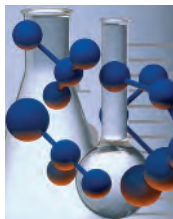


Batteries for electronic watches are, by necessity, very tiny.

**Figure 18.15**  
A mercury battery of the type used in calculators.







## chemical connections

### Fuel Cells—Portable Energy

The promise of an energy-efficient, environmentally sound source of electrical power has spurred an intense interest in fuel cells in recent years. Although fuel cells have long been used in the U.S. space program, no practical fuel cell for powering automobiles has been developed. However, we are now on the verge of practical fuel-cell-powered cars. For example, DaimlerChrysler's NECAR 5 was driven across the United States, a 3000-mile trip that took 16 days. NECAR 5 is powered by a  $\text{H}_2/\text{O}_2$  fuel cell that generates its  $\text{H}_2$  from decomposition of methanol ( $\text{CH}_3\text{OH}$ ).

General Motors, which has also been experimenting with  $\text{H}_2/\text{O}_2$  fuel cells, in 2005 introduced the Chevrolet Sequel, which can go from 0 to 60 mph in 10 seconds with a range of 300 miles. The car has composite tanks for storage of 8 kg of liquid hydrogen. GM's goal is to build a fuel-cell system by 2010 that can compete with the current internal combustion engine.

In reality, fuel cells have a long way to go before they can be economically viable in automobiles. The main problem is



The Chevrolet Sequel car.

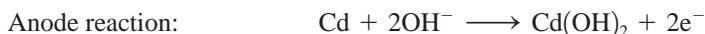
the membrane that separates the hydrogen electrode from the oxygen electrode. This membrane must prevent  $\text{H}_2$  molecules from passing through and still allow ions to pass between the electrodes. Current membranes cost over \$3000 for an automobile-size fuel cell. The hope is to reduce this by a factor of 10 in the next few years.

Besides providing power for automobiles, fuel cells are being considered for powering small electronic devices such as cameras, cell phones, and laptop computers. Many of these micro fuel cells currently use methanol as the fuel (reducing agent) rather than  $\text{H}_2$ . However, these direct-methanol fuel cells are rife with problems. A major difficulty is water management. Water is needed at the anode to react with the methanol and is produced at the cathode. Water is also needed to moisten the electrolyte to promote charge migration.

Although the direct-methanol fuel cell is currently the leader among micro fuel-cell designs, its drawbacks have encouraged the development of other designs. For example, Richard Masel at the University of Illinois at Urbana-Champaign has designed a micro fuel cell that uses formic acid as the fuel. Masel and others are also experimenting with mini hot chambers external to the fuel cell that break down hydrogen-rich fuels into hydrogen gas, which is then fed into the tiny fuel cells.

To replace batteries, fuel cells must be demonstrated to be economically feasible, safe, and dependable. Today, rapid progress is being made to overcome the current problems. A recent estimate indicates that by late in this decade annual sales of the little power plants may reach 200 million units per year. It appears that after years of hype about the virtues of fuel cells, we are finally going to realize their potential.

An especially important type of battery is the *nickel-cadmium battery*, in which the electrode reactions are

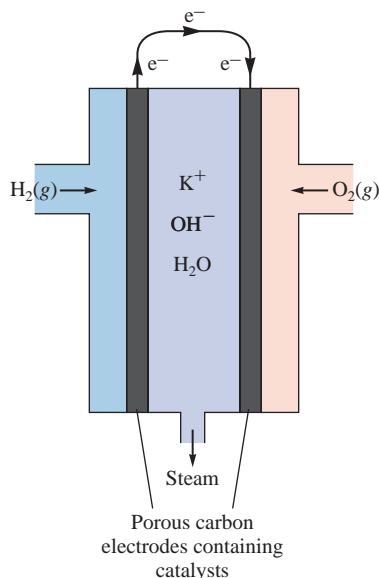


As in the lead storage battery, the products adhere to the electrodes. Therefore, a nickel-cadmium battery can be recharged an indefinite number of times.

### Fuel Cells

A **fuel cell** is a *galvanic cell for which the reactants are continuously supplied*. To illustrate the principles of fuel cells, let's consider the exothermic redox reaction of methane with oxygen:



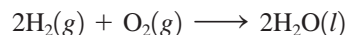


**Figure 18.16**  
Schematic of the hydrogen–oxygen fuel cell.

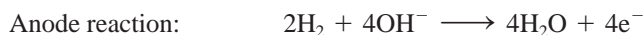
Some metals, such as copper, gold, silver, and platinum, are relatively difficult to oxidize. These are often called *noble metals*.

Usually the energy from this reaction is released as heat to warm homes and to run machines. However, in a fuel cell designed to use this reaction, the energy is used to produce an electric current: The electrons flow from the reducing agent ( $\text{CH}_4$ ) to the oxidizing agent ( $\text{O}_2$ ) through a conductor.

The U.S. space program has supported extensive research to develop fuel cells. The space shuttle uses a fuel cell based on the reaction of hydrogen and oxygen to form water:



A schematic of a fuel cell that employs this reaction is shown in Fig. 18.16. The half-reactions are



A cell of this type weighing about 500 pounds has been designed for space vehicles, but this fuel cell is not practical enough for general use as a source of portable power. However, current research on portable electrochemical power is now proceeding at a rapid pace. In fact, cars powered by fuel cells are now being tested on the streets.

Fuel cells are also finding use as permanent power sources. For example, a power plant built in New York City contains stacks of hydrogen–oxygen fuel cells, which can be rapidly put on-line in response to fluctuating power demands. The hydrogen gas is obtained by decomposing the methane in natural gas. A plant of this type also has been constructed in Tokyo.

In addition, new fuel cells are under development that can use fuels such as methane and diesel directly without having to produce hydrogen first.

## 18.7 ► Corrosion

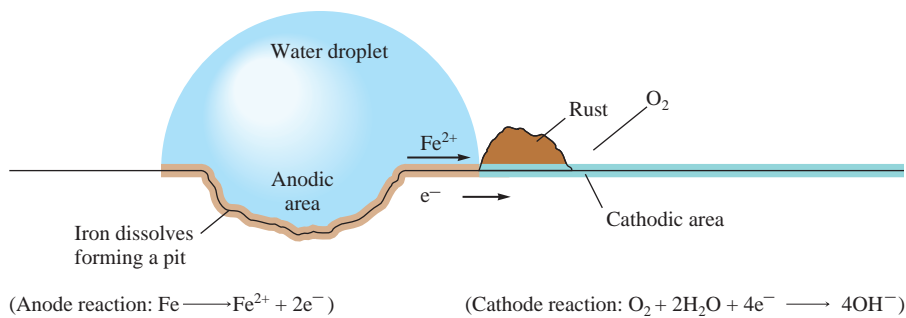
**Corrosion** can be viewed as the process of returning metals to their natural state—the ores from which they were originally obtained. Corrosion involves oxidation of the metal. Since corroded metal often loses its structural integrity and attractiveness, this spontaneous process has great economic impact. Approximately one-fifth of the iron and steel produced annually is used to replace rusted metal.

Metals corrode because they oxidize easily. Table 18.1 shows that, with the exception of gold, those metals commonly used for structural and decorative purposes all have standard reduction potentials less positive than that of oxygen gas. When any of these half-reactions is reversed (to show oxidation of the metal) and combined with the reduction half-reaction for oxygen, the result is a positive  $\mathcal{E}^\circ$  value. Thus the oxidation of most metals by oxygen is spontaneous (although we cannot tell from the potential how fast it will occur).

In view of the large difference in reduction potentials between oxygen and most metals, it is surprising that the problem of corrosion does not completely prevent the use of metals in air. However, most metals develop a thin oxide coating, which tends to protect their internal atoms against further oxidation. The metal that best demonstrates this phenomenon is aluminum. With a reduction potential of  $-1.7$  V, aluminum should be easily oxidized by  $\text{O}_2$ . According to the apparent thermodynamics of the reaction, an aluminum airplane could dissolve in a rainstorm. The fact that this very active metal can be used as a structural material is due to the formation of a thin, adherent layer of aluminum oxide ( $\text{Al}_2\text{O}_3$ ), more properly represented as  $\text{Al}_2(\text{OH})_6$ , which greatly inhibits further corrosion. The potential of the “passive,” oxide-coated aluminum is  $-0.6$  V, a value that causes it to behave much like a noble metal.

Iron also can form a protective oxide coating. This coating is not an infallible shield against corrosion, however; when steel is exposed to oxygen in moist air, the oxide that forms tends to scale off and expose new metal surfaces to corrosion.

The corrosion products of noble metals such as copper and silver are complex and affect the use of these metals as decorative materials. Under normal atmospheric



**Figure 18.17**  
The electrochemical corrosion of iron.

conditions, copper forms an external layer of greenish copper carbonate called *patina*. *Silver tarnish* is silver sulfide ( $\text{Ag}_2\text{S}$ ), which in thin layers gives the silver surface a richer appearance. Gold, with a positive standard reduction potential of 1.50 V, significantly larger than that for oxygen (1.23 V), shows no appreciable corrosion in air.

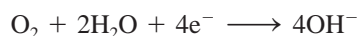
## Corrosion of Iron

Since steel is the main structural material for bridges, buildings, and automobiles, controlling its corrosion is extremely important. To do this, we must understand the corrosion mechanism. Instead of being a direct oxidation process as we might expect, the corrosion of iron is an electrochemical reaction, as shown in Fig. 18.17.

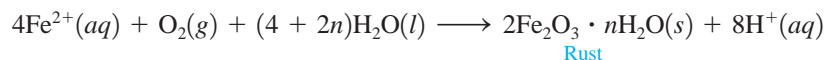
Steel has a nonuniform surface because the chemical composition is not completely homogeneous. Also, physical strains leave stress points in the metal. These nonuniformities cause areas where the iron is more easily oxidized (*anodic regions*) than it is at others (*cathodic regions*). In the anodic regions each iron atom gives up two electrons to form the  $\text{Fe}^{2+}$  ion:



The electrons that are released flow through the steel, as they do through the wire of a galvanic cell, to a cathodic region, where they react with oxygen:

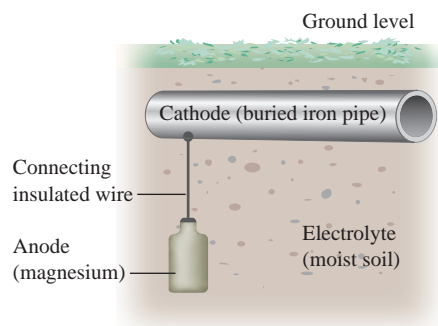


The  $\text{Fe}^{2+}$  ions formed in the anodic regions travel to the cathodic regions through the moisture on the surface of the steel, just as ions travel through a salt bridge in a galvanic cell. In the cathodic regions  $\text{Fe}^{2+}$  ions react with oxygen to form rust, which is hydrated iron(III) oxide of variable composition:



Because of the migration of ions and electrons, rust often forms at sites that are remote from those where the iron dissolved to form pits in the steel. The degree of hydration of the iron oxide affects the color of the rust, which may vary from black to yellow to the familiar reddish brown.

The electrochemical nature of the rusting of iron explains the importance of moisture in the corrosion process. Moisture must be present to act as a kind of salt bridge between anodic and cathodic regions. Steel does not rust in dry air, a fact that explains why cars last much longer in the arid Southwest than in the relatively humid Midwest. Salt also accelerates rusting, a fact all too easily recognized by car owners in the colder parts of the United States, where salt is used on roads to melt snow and ice. The severity of rusting is greatly increased because the dissolved salt on the moist steel surface increases the conductivity of the aqueous solution formed there and thus accelerates the electrochemical

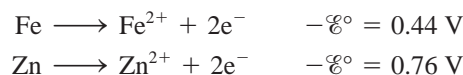


**Figure 18.18**  
Cathodic protection of an underground pipe.

corrosion process. Chloride ions also form very stable complex ions with  $\text{Fe}^{3+}$ , and this factor tends to encourage the dissolving of the iron, again accelerating the corrosion.

## Prevention of Corrosion

Prevention of corrosion is an important way of conserving our natural resources of energy and metals. The primary means of protection is the application of a coating, most commonly paint or metal plating, to protect the metal from oxygen and moisture. Chromium and tin are often used to plate steel (see Section 18.9) because they oxidize to form a durable, effective oxide coating. Zinc, also used to coat steel in a process called **galvanizing**, forms a mixed oxide–carbonate coating. Since zinc is a more active metal than iron, as the potentials for the oxidation half-reactions show,



any oxidation that occurs dissolves zinc rather than iron. Recall that the reaction with the most positive standard potential has the greatest thermodynamic tendency to occur. Thus zinc acts as a “sacrificial” coating on steel.

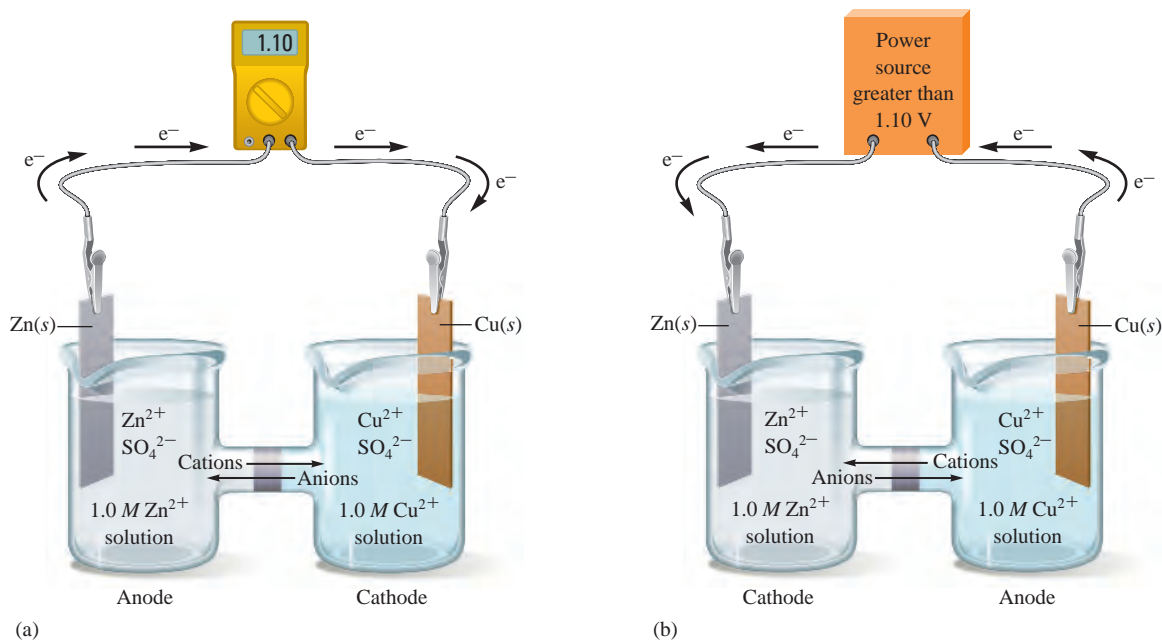
*Alloying* is also used to prevent corrosion. *Stainless steel* contains chromium and nickel, both of which form oxide coatings that change steel’s reduction potential to one characteristic of the noble metals. In addition, a new technology is now being developed to create surface alloys. That is, instead of forming a metal alloy such as stainless steel, which has the same composition throughout, a cheaper carbon steel is treated by ion bombardment to produce a thin layer of stainless steel or other desirable alloy on the surface. In this process, a “plasma” or “ion gas” of the alloying ions is formed at high temperatures and is then directed onto the surface of the metal.

**Cathodic protection** is a method most often employed to protect steel in buried fuel tanks and pipelines. An active metal, such as magnesium, is connected by a wire to the pipeline or tank to be protected (Fig. 18.18). Because the magnesium is a better reducing agent than iron, electrons are furnished by the magnesium rather than by the iron, keeping the iron from being oxidized. As oxidation occurs, the magnesium anode dissolves, and so it must be replaced periodically. Ships’ hulls are protected in a similar way by attaching bars of titanium metal to the steel hull (Fig. 18.18). In salt water the titanium acts as the anode and is oxidized instead of the steel hull (the cathode).

## 18.8 ► Electrolysis

An electrolytic cell uses electrical energy to produce a chemical change that would otherwise not occur spontaneously.

A galvanic cell produces current when an oxidation–reduction reaction proceeds spontaneously. A similar apparatus, an **electrolytic cell**, uses electrical energy to produce chemical change. The process of **electrolysis** involves *forcing a current through a cell*

**Figure 18.19**

(a) A standard galvanic cell based on the spontaneous reaction



(b) A standard electrolytic cell. A power source forces the opposite reaction



to produce a chemical change for which the cell potential is negative; that is, electrical work causes an otherwise nonspontaneous chemical reaction to occur. Electrolysis has great practical importance; for example, charging a battery, producing aluminum metal, and chrome plating an object are all done electrolytically.

To illustrate the difference between a galvanic cell and an electrolytic cell, consider the cell shown in Fig. 18.19(a) as it runs spontaneously to produce 1.10 V. In this *galvanic* cell the reaction at the anode is



whereas at the cathode the reaction is

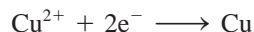
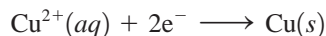


Figure 18.19(b) shows an external power source forcing electrons through the cell in the *opposite* direction to that in (a). This requires an external potential greater than 1.10 V, which must be applied in opposition to the natural cell potential. This device is an *electrolytic cell*. Notice that since electron flow is opposite in the two cases, the anode and cathode are reversed between (a) and (b). Also, ion flow through the salt bridge is opposite in the two cells.

Now we will consider the stoichiometry of electrolytic processes, that is, *how much chemical change occurs with the flow of a given current for a specified time*. Suppose we wish to determine the mass of copper that is plated out when a current of 10.0 amps (an **ampere** [amp], abbreviated A, is *1 coulomb of charge per second*) is passed for 30.0 minutes through a solution containing  $\text{Cu}^{2+}$ . *Plating* means depositing the neutral metal on the electrode by reducing the metal ions in solution. In this case each  $\text{Cu}^{2+}$  ion requires

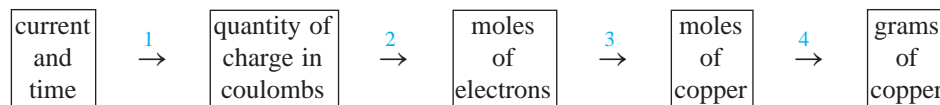
$$1 \text{ A} = 1 \text{ C/s}$$

two electrons to become an atom of copper metal:



This reduction process will occur at the cathode of the electrolytic cell.

To solve this stoichiometry problem, we need the following steps:



1. Since an amp is a coulomb of charge per second, we multiply the current by the time in seconds to obtain the total coulombs of charge passed into the  $\text{Cu}^{2+}$  solution at the cathode:

$$\begin{aligned} \text{Coulombs of charge} &= \text{amps} \times \text{seconds} = \frac{\text{C}}{\text{s}} \times \text{s} \\ &= 10.0 \frac{\text{C}}{\text{s}} \times 30.0 \text{ min} \times 60.0 \frac{\text{s}}{\text{min}} \\ &= 1.80 \times 10^4 \text{ C} \end{aligned}$$

2. Since 1 mole of electrons carries a charge of 1 faraday, or 96,485 coulombs, we can calculate the number of moles of electrons required to carry  $1.80 \times 10^4$  coulombs of charge:

$$1.80 \times 10^4 \text{ C} \times \frac{1 \text{ mol e}^{-}}{96,485 \text{ C}} = 1.87 \times 10^{-1} \text{ mol e}^{-}$$

This means that 0.187 mole of electrons flowed into the  $\text{Cu}^{2+}$  solution.

3. Each  $\text{Cu}^{2+}$  ion requires two electrons to become a copper atom. Thus each mole of electrons produces  $\frac{1}{2}$  mole of copper metal:

$$1.87 \times 10^{-1} \text{ mol e}^{-} \times \frac{1 \text{ mol Cu}}{2 \text{ mol e}^{-}} = 9.35 \times 10^{-2} \text{ mol Cu}$$

4. We now know the moles of copper metal plated onto the cathode, and we can calculate the mass of copper formed:

$$9.35 \times 10^{-2} \text{ mol Cu} \times \frac{63.546 \text{ g}}{\text{mol Cu}} = 5.94 \text{ g Cu}$$

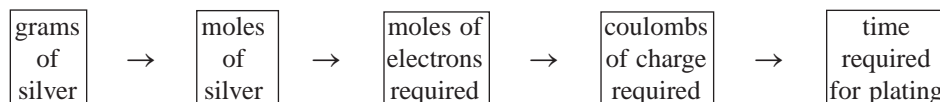
### EXAMPLE 18.11 Electroplating

Example 18.11 describes only the half-cell of interest. There also must be an anode at which oxidation is occurring.

How long must a current of 5.00 A be applied to a solution of  $\text{Ag}^{+}$  to produce 10.5 g silver metal?

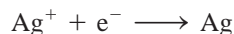
#### Solution

In this case, we must use the steps given earlier in reverse:



$$10.5 \text{ g Ag} \times \frac{1 \text{ mol Ag}}{107.868 \text{ g Ag}} = 9.73 \times 10^{-2} \text{ mol Ag}$$

Each  $\text{Ag}^+$  ion requires one electron to become a silver atom:



Thus  $9.73 \times 10^{-2}$  mol electrons is required, and we can calculate the quantity of charge carried by these electrons:

$$9.73 \times 10^{-2} \text{ mol e}^- \times \frac{96,485 \text{ C}}{\text{mol e}^-} = 9.39 \times 10^3 \text{ C}$$

The 5.00 A (5.00 C/s) of current must produce  $9.39 \times 10^3$  C of charge. Thus

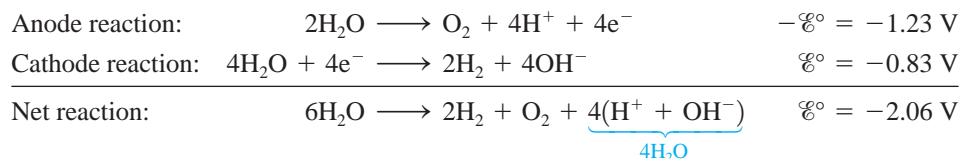
$$\left(5.00 \frac{\text{C}}{\text{s}}\right) \times (\text{time, in s}) = 9.39 \times 10^3 \text{ C}$$

$$\text{Time} = \frac{9.39 \times 10^3}{5.00} \text{ s} = 1.88 \times 10^3 \text{ s} = 31.3 \text{ min}$$

**SEE EXERCISES 18.89 THROUGH 18.92**

## Electrolysis of Water

We have seen that hydrogen and oxygen combine spontaneously to form water and that the accompanying decrease in free energy can be used to run a fuel cell to produce electricity. The reverse process, which is of course nonspontaneous, can be forced by electrolysis:



Note that these potentials assume an anode chamber with 1 M  $\text{H}^+$  and a cathode chamber with 1 M  $\text{OH}^-$ . In pure water, where  $[\text{H}^+] = [\text{OH}^-] = 10^{-7} \text{ M}$ , the potential for the overall process is  $-1.23 \text{ V}$ .

In practice, however, if platinum electrodes connected to a 6-V battery are dipped into pure water, no reaction is observed because pure water contains so few ions that only a negligible current can flow. However, addition of even a small amount of a soluble salt causes an immediate evolution of bubbles of hydrogen and oxygen, as illustrated in Fig. 18.20.

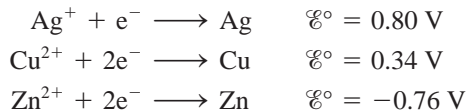


**Figure 18.20**

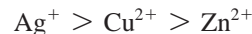
The electrolysis of water produces hydrogen gas at the cathode (on the right) and oxygen gas at the anode (on the left). Note that twice as much hydrogen is produced as oxygen.

## Electrolysis of Mixtures of Ions

Suppose a solution in an electrolytic cell contains the ions  $\text{Cu}^{2+}$ ,  $\text{Ag}^+$ , and  $\text{Zn}^{2+}$ . If the voltage is initially very low and is gradually turned up, in which order will the metals be plated out onto the cathode? This question can be answered by looking at the standard reduction potentials of these ions:



Remember that the more *positive* the  $\mathcal{E}^\circ$  value, the more the reaction has a tendency to proceed in the direction indicated. Of the three reactions listed, the reduction of  $\text{Ag}^+$  occurs most easily, and the order of oxidizing ability is



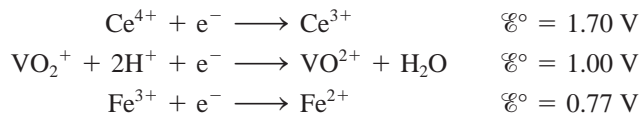
This means that silver will plate out first as the potential is increased, followed by copper, and finally zinc.

**EXAMPLE 18.12****Relative Oxidizing Abilities**

An acidic solution contains the ions  $\text{Ce}^{4+}$ ,  $\text{VO}_2^+$ , and  $\text{Fe}^{3+}$ . Using the  $\mathcal{E}^\circ$  values listed in Table 18.1, give the order of oxidizing ability of these species and predict which one will be reduced at the cathode of an electrolytic cell at the lowest voltage.

**Solution**

The half-reactions and  $\mathcal{E}^\circ$  values are



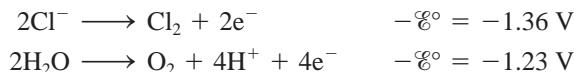
The order of oxidizing ability is therefore



The  $\text{Ce}^{4+}$  ion will be reduced at the lowest voltage in an electrolytic cell.

**SEE EXERCISE 18.101**

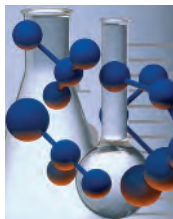
The principle described in this section is very useful, but it must be applied with some caution. For example, in the electrolysis of an aqueous solution of sodium chloride, we should be able to use  $\mathcal{E}^\circ$  values to predict the products. Of the major species in the solution ( $\text{Na}^+$ ,  $\text{Cl}^-$ , and  $\text{H}_2\text{O}$ ), only  $\text{Cl}^-$  and  $\text{H}_2\text{O}$  can be readily oxidized. The half-reactions (written as oxidation processes) are



Since water has the more positive potential, we would expect to see  $\text{O}_2$  produced at the anode because it is easier (thermodynamically) to oxidize  $\text{H}_2\text{O}$  than  $\text{Cl}^-$ . Actually, this does not happen. As the voltage is increased in the cell, the  $\text{Cl}^-$  ion is the first to be oxidized. A much higher potential than expected is required to oxidize water. The voltage required in excess of the expected value (called the *overvoltage*) is much greater for the production of  $\text{O}_2$  than for  $\text{Cl}_2$ , which explains why chlorine is produced first.

The causes of overvoltage are very complex. Basically, the phenomenon is caused by difficulties in transferring electrons from the species in the solution to the atoms on the electrode across the electrode–solution interface. Because of this situation,  $\mathcal{E}^\circ$  values must be used cautiously in predicting the actual order of oxidation or reduction of species in an electrolytic cell.





## chemical connections

### The Chemistry of Sunken Treasure

When the galleon *Atocha* was destroyed on a reef by a hurricane in 1622, it was bound for Spain carrying approximately 47 tons of copper, gold, and silver from the New World. The bulk of the treasure was silver bars and coins packed in wooden chests. When treasure hunter Mel Fisher salvaged the silver in 1985, corrosion and marine growth had transformed the shiny metal into something that looked like coral. Restoring the silver to its original condition required an understanding of the chemical changes that had occurred in 350 years of being submerged in the ocean. Much of this chemistry we have already considered at various places in this text.

As the wooden chests containing the silver decayed, the oxygen supply was depleted, favoring the growth of certain bacteria that use the sulfate ion rather than oxygen as an oxidizing agent to generate energy. As these bacteria consume sulfate ions, they release hydrogen sulfide gas that reacts with silver to form black silver sulfide:



Thus, over the years, the surface of the silver became covered with a tightly adhering layer of corrosion, which fortunately protected the silver underneath and thus prevented total conversion of the silver to silver sulfide.



Silver coins and tankards salvaged from the wreck of the *Atocha*.

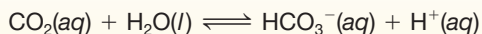
## 18.9 ► Commercial Electrolytic Processes

The chemistry of metals is characterized by their ability to donate electrons to form ions. Because metals are typically such good reducing agents, most are found in nature in *ores*, mixtures of ionic compounds often containing oxide, sulfide, and silicate anions. The noble metals, such as gold, silver, and platinum, are more difficult to oxidize and are often found as pure metals.

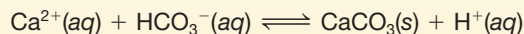
### Production of Aluminum

*Aluminum* is one of the most abundant elements on earth, ranking third behind oxygen and silicon. Since aluminum is a very active metal, it is found in nature as its oxide in an ore called *bauxite* (named after Les Baux, France, where it was discovered in 1821). Production of aluminum metal from its ore proved to be more difficult than production of most other metals. In 1782 Lavoisier recognized aluminum to be a metal “whose affinity for oxygen is so strong that it cannot be overcome by any known reducing agent.” As a result, pure aluminum metal remained unknown. Finally, in 1854 a process was found for producing metallic aluminum using sodium, but aluminum remained a very expensive rarity. In fact, it is said that Napoleon III served his most honored guests with aluminum forks and spoons, while the others had to settle for gold and silver utensils.

Another change that took place as the wood decomposed was the formation of carbon dioxide. This shifted the equilibrium that is present in the ocean,

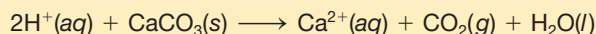


to the right, producing higher concentrations of  $\text{HCO}_3^-$ . In turn, the  $\text{HCO}_3^-$  reacted with  $\text{Ca}^{2+}$  ions present in the seawater to form calcium carbonate:



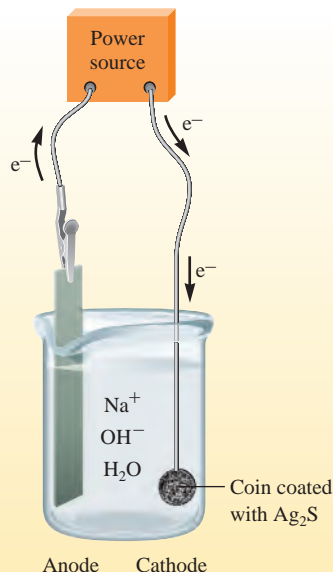
Calcium carbonate is the main component of limestone. Thus, over time, the corroded silver coins and bars became encased in limestone.

Both the limestone formation and the corrosion had to be dealt with. Since  $\text{CaCO}_3$  contains the basic anion  $\text{CO}_3^{2-}$ , acid dissolves limestone:




Soaking the mass of coins in a buffered acidic bath for several hours allowed the individual pieces to be separated, and the black  $\text{Ag}_2\text{S}$  on the surfaces was revealed. An abrasive could not be used to remove this corrosion; it would have destroyed the details of the engraving—a very valuable feature of the coins to a historian or a collector—and it would have washed away some of the silver. Instead, the corrosion reaction was reversed through electrolytic reduction. The coins were connected to the cathode of an electrolytic cell in a dilute sodium hydroxide solution as represented in the figure.

As electrons flow, the  $\text{Ag}^+$  ions in the silver sulfide are reduced to silver metal:



As a by-product, bubbles of hydrogen gas from the reduction of water form on the surface of the coins:



The agitation caused by the bubbles loosens the flakes of metal sulfide and helps clean the coins.

These procedures have made it possible to restore the treasure to very nearly its condition when the *Atocha* sailed many years ago.



The breakthrough came in 1886 when two men, Charles M. Hall in the United States and Paul Heroult in France, almost simultaneously discovered a practical electrolytic process for producing aluminum (see Fig. 18.21). The key factor in the *Hall–Heroult process* is the use of molten cryolite ( $\text{Na}_3\text{AlF}_6$ ) as the solvent for the aluminum oxide.

Electrolysis is possible only if ions can move to the electrodes. A common method for producing ion mobility is dissolving the substance to be electrolyzed in water. This is not possible in the case of aluminum because water is more easily reduced than  $\text{Al}^{3+}$ , as the following standard reduction potentials show:



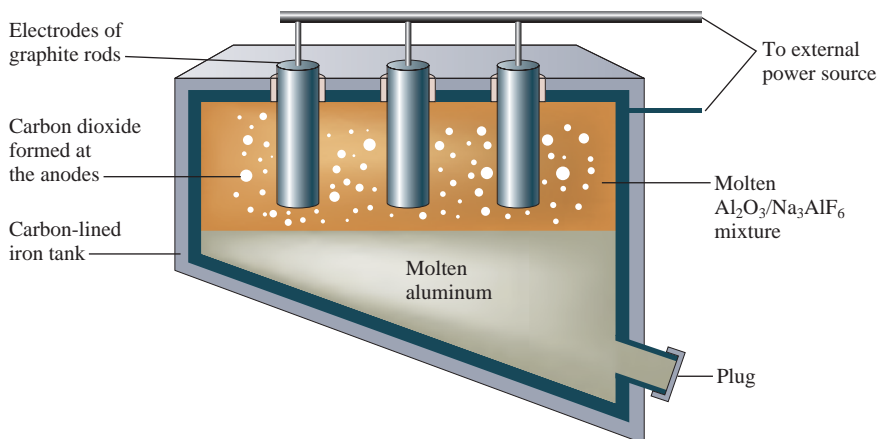
**Figure 18.21**

Charles Martin Hall (1863–1914) was a student at Oberlin College in Ohio when he first became interested in aluminum. One of his professors commented that anyone who could manufacture aluminum cheaply would make a fortune, and Hall decided to give it a try. The 21-year-old Hall worked in a wooden shed near his house with an iron frying pan as a container, a blacksmith's forge as a heat source, and galvanic cells constructed from fruit jars. Using these crude galvanic cells, Hall found that he could produce aluminum by passing a current through a molten  $\text{Al}_2\text{O}_3/\text{Na}_3\text{AlF}_6$  mixture. By a strange coincidence, Paul Heroult, a Frenchman who was born and died in the same years as Hall, made the same discovery at about the same time.

**Table 18.3** ▶ The Price of Aluminum over the Past Century

Date	Price of Aluminum (\$/lb)*
1855	100,000
1885	100
1890	2
1895	0.50
1970	0.30
1980	0.80
1990	0.74

\*Note the precipitous drop in price after the discovery of the Hall–Heroult process.

**Figure 18.22**

A schematic diagram of an electrolytic cell for producing aluminum by the Hall–Heroult process. Because molten aluminum is more dense than the mixture of molten cryolite and alumina, it settles to the bottom of the cell and is drawn off periodically. The graphite electrodes are gradually eaten away and must be replaced from time to time. The cell operates at a current flow of up to 250,000 A.

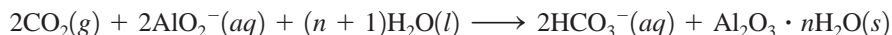
Thus aluminum metal cannot be plated out of an aqueous solution of  $\text{Al}^{3+}$ .

Ion mobility also can be produced by melting the salt. But the melting point of solid  $\text{Al}_2\text{O}_3$  is much too high ( $2050^\circ\text{C}$ ) to allow practical electrolysis of the molten oxide. A mixture of  $\text{Al}_2\text{O}_3$  and  $\text{Na}_3\text{AlF}_6$ , however, has a melting point of  $1000^\circ\text{C}$ , and the resulting molten mixture can be used to obtain aluminum metal electrolytically. Because of this discovery by Hall and Heroult, the price of aluminum plunged (see Table 18.3), and its use became economically feasible.

Bauxite is not pure aluminum oxide (called *alumina*); it also contains the oxides of iron, silicon, and titanium, and various silicate materials. To obtain the pure hydrated alumina ( $\text{Al}_2\text{O}_3 \cdot n\text{H}_2\text{O}$ ), the crude bauxite is treated with aqueous sodium hydroxide. Being amphoteric, alumina dissolves in the basic solution:



The other metal oxides, which are basic, remain as solids. The solution containing the aluminate ion ( $\text{AlO}_2^-$ ) is separated from the sludge of the other oxides and is acidified with carbon dioxide gas, causing the hydrated alumina to reprecipitate:



The purified alumina is then mixed with cryolite and melted, and the aluminum ion is reduced to aluminum metal in an electrolytic cell of the type shown in Fig. 18.22. Because the electrolyte solution contains a large number of aluminum-containing ions, the chemistry is not completely clear. However, the alumina probably reacts with the cryolite anion as follows:



The electrode reactions are thought to be



The overall cell reaction can be written as



The aluminum produced in this electrolytic process is 99.5% pure. To be useful as a structural material, aluminum is alloyed with metals such as zinc (used for trailer and

**Figure 18.23**

Ultrapure copper sheets that serve as the cathodes are lowered between slabs of impure copper that serve as the anodes into a tank containing an aqueous solution of copper sulfate ( $\text{CuSO}_4$ ). It takes about four weeks for the anodes to dissolve and for the pure copper to be deposited on the cathodes.



aircraft construction) and manganese (used for cooking utensils, storage tanks, and highway signs). The production of aluminum consumes about 5% of all the electricity used in the United States.

## Electrorefining of Metals

Purification of metals is another important application of electrolysis. For example, impure copper from the chemical reduction of copper ore is cast into large slabs that serve as the anodes for electrolytic cells. Aqueous copper sulfate is the electrolyte, and thin sheets of ultrapure copper function as the cathodes (see Fig. 18.23).

The main reaction at the anode is

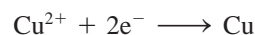


Other metals such as iron and zinc are also oxidized from the impure anode:



Noble metal impurities in the anode are not oxidized at the voltage used; they fall to the bottom of the cell to form a sludge, which is processed to remove the valuable silver, gold, and platinum.

The  $\text{Cu}^{2+}$  ions from the solution are deposited onto the cathode



producing copper that is 99.95% pure.

## Metal Plating

Metals that readily corrode can often be protected by the application of a thin coating of a metal that resists corrosion. Examples are “tin” cans, which are actually steel cans with a thin coating of tin, and chrome-plated steel bumpers for automobiles.

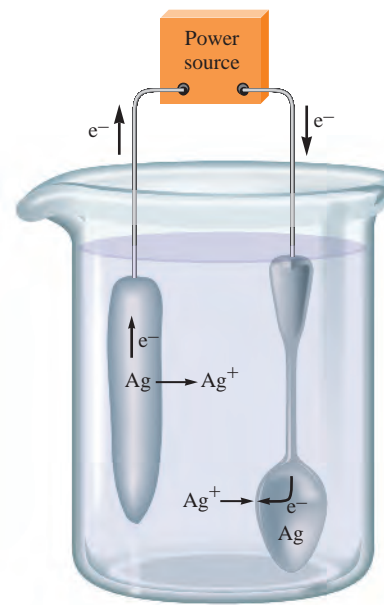
An object can be plated by making it the cathode in a tank containing ions of the plating metal. The silver plating of a spoon is shown schematically in Fig. 18.24(b). In an actual plating process, the solution also contains ligands that form complexes with the silver ion. By lowering the concentration of  $\text{Ag}^{+}$  in this way, a smooth, even coating of silver is obtained.



(a)

**Figure 18.24**

(a) A silver-plated teapot. Silver plating is often used to beautify and protect cutlery and items of table service. (b) Schematic of the electroplating of a spoon. The item to be plated is the cathode, and the anode is a silver bar. Silver is plated out at the cathode:  $\text{Ag}^+ + \text{e}^- \rightarrow \text{Ag}$ . Note that a salt bridge is not needed here because  $\text{Ag}^+$  ions are involved at both electrodes.

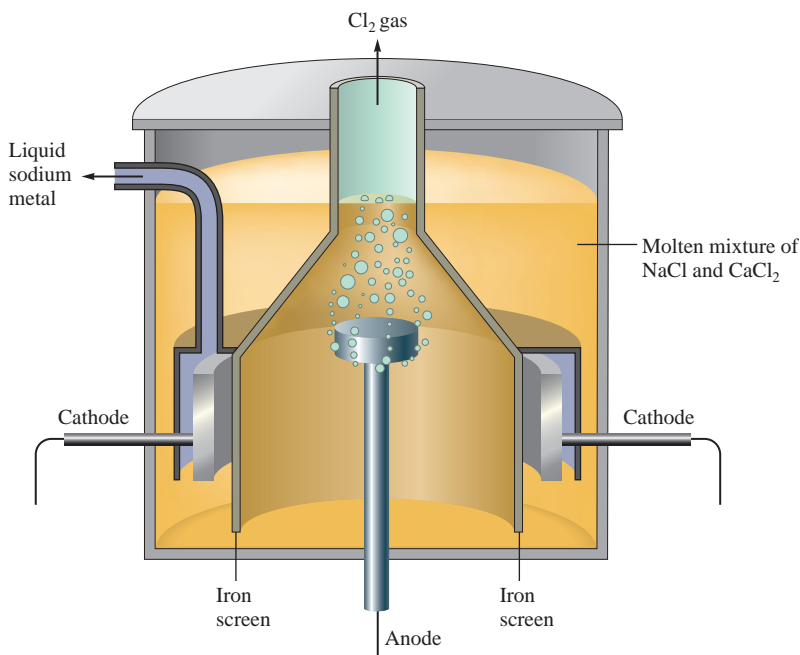


Anode Cathode  
(b)

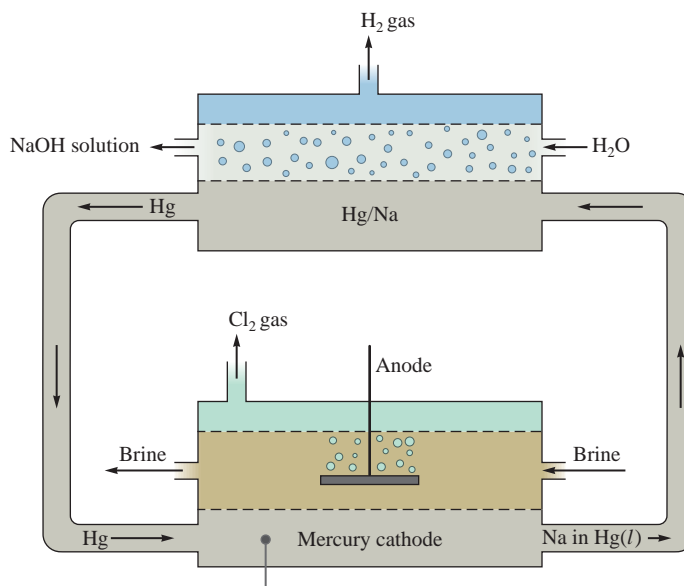
Addition of a nonvolatile solute lowers the melting point of the solvent, molten NaCl in this case.

## Electrolysis of Sodium Chloride

Sodium metal is mainly produced by the electrolysis of molten sodium chloride. Because solid NaCl has a rather high melting point ( $800^\circ\text{C}$ ), it is usually mixed with solid  $\text{CaCl}_2$  to lower the melting point to about ( $600^\circ\text{C}$ ). The mixture is then electrolyzed in a **Downs cell**, as illustrated in Fig. 18.25, where the reactions are

**Figure 18.25**

The Downs cell for the electrolysis of molten sodium chloride. The cell is designed so that the sodium and chlorine produced cannot come into contact with each other to re-form NaCl.



**Figure 18.26**

The mercury cell for production of chlorine and sodium hydroxide. The large overvoltage required to produce hydrogen at a mercury electrode means that  $\text{Na}^+$  ions are reduced rather than water. The sodium formed dissolves in the liquid mercury and is pumped to a chamber where it reacts with water.

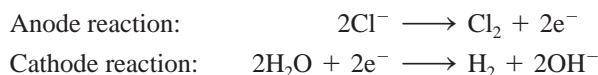
At the temperatures in the Downs cell, the sodium is liquid and is drained off, then cooled, and cast into blocks. Because it is so reactive, sodium must be stored in an inert solvent, such as mineral oil, to prevent its oxidation.

Electrolysis of aqueous sodium chloride (brine) is an important industrial process for the production of chlorine and sodium hydroxide. In fact, this process is the second largest consumer of electricity in the United States, after the production of aluminum. Sodium is not produced in this process under normal circumstances because  $\text{H}_2\text{O}$  is more easily reduced than  $\text{Na}^+$ , as the standard reduction potentials show:



Hydrogen, not sodium, is produced at the cathode.

For the reasons we discussed in Section 18.8, chlorine gas is produced at the anode. Thus the electrolysis of brine produces hydrogen and chlorine:



It leaves a solution containing dissolved  $\text{NaOH}$  and  $\text{NaCl}$ .

The contamination of the sodium hydroxide by  $\text{NaCl}$  can be virtually eliminated using a special **mercury cell** for electrolyzing brine (see Fig. 18.26). In this cell, mercury is the conductor at the cathode, and because hydrogen gas has an extremely high overvoltage with a mercury electrode,  $\text{Na}^+$  is reduced instead of  $\text{H}_2\text{O}$ . The resulting sodium metal dissolves in the mercury, forming a liquid alloy, which is then pumped to a chamber where the dissolved sodium reacts with water to produce hydrogen:



Relatively pure solid  $\text{NaOH}$  can be recovered from the aqueous solution, and the regenerated mercury is then pumped back to the electrolysis cell. This process, called the **chlor-alkali process**, was the main method for producing chlorine and sodium hydroxide in the United States for many years. However, because of the environmental problems associated with the mercury cell, it has been largely displaced in the chlor-alkali industry by other technologies. In the United States, nearly 75% of the chlor-alkali production is now carried out in diaphragm cells. In a diaphragm cell the cathode and anode are separated by a diaphragm that allows passage of  $\text{H}_2\text{O}$  molecules,  $\text{Na}^+$  ions, and, to a limited extent,  $\text{Cl}^-$  ions. The diaphragm does not allow  $\text{OH}^-$  ions to pass through it. Thus the  $\text{H}_2$

and  $\text{OH}^-$  formed at the cathode are kept separate from the  $\text{Cl}_2$  formed at the anode. The major disadvantage of this process is that the aqueous effluent pumped from the cathode compartment contains a mixture of sodium hydroxide and unreacted sodium chloride, which must be separated if pure sodium hydroxide is a desired product.

In the past 30 years, a new process has been developed in the chlor-alkali industry that employs a membrane to separate the anode and cathode compartments in brine electrolysis cells. The membrane is superior to a diaphragm because the membrane is impermeable to anions. Only cations can flow through the membrane. Because neither  $\text{Cl}^-$  nor  $\text{OH}^-$  ions can pass through the membrane separating the anode and cathode compartments,  $\text{NaCl}$  contamination of the  $\text{NaOH}$  formed at the cathode does not occur. Although membrane technology is now just becoming prominent in the United States, it is the dominant method for chlor-alkali production in Japan.

## For Review

### ► Key Terms

electrochemistry

#### Section 18.1

half-reactions

#### Section 18.2

salt bridge

porous disk

galvanic cell

anode

cathode

cell potential (electromotive force)

volt

voltmeter

potentiometer

#### Section 18.3

standard hydrogen electrode

standard reduction potentials

#### Section 18.4

faraday

#### Section 18.5

concentration cell

Nernst equation

glass electrode

ion-selective electrode

#### Section 18.6

battery

lead storage battery

dry cell battery

fuel cell

#### Section 18.7

corrosion

galvanizing

cathodic protection

#### Section 18.8

electrolytic cell

electrolysis

ampere

### Electrochemistry

- The study of the interchange of chemical and electrical energy
- Employs oxidation–reduction reactions
- Galvanic cell: chemical energy is transformed into electrical energy by separating the oxidizing and reducing agents and forcing the electrons to travel through a wire
- Electrolytic cell: electrical energy is used to produce a chemical change

### Galvanic cell

- Anode: the electrode where oxidation occurs
- Cathode: the electrode where reduction occurs
- The driving force behind the electron transfer is called the cell potential ( $\mathcal{E}_{\text{cell}}$ )
  - The potential is measured in units of volts (V), defined as a joule of work per coulomb of charge:

$$\mathcal{E}(\text{V}) = \frac{-\text{work (J)}}{\text{charge (C)}} = -\frac{w}{q}$$

- A system of half-reactions, called standard reduction potentials, can be used to calculate the potentials of various cells
  - The half-reaction  $2\text{H}^+ + 2\text{e}^- \longrightarrow \text{H}_2$  is arbitrarily assigned a potential of 0 V

### Free energy and work

- The maximum work that a cell can perform is

$$-w_{\text{max}} = q\mathcal{E}_{\text{max}}$$

where  $\mathcal{E}_{\text{max}}$  represents the cell potential when no current is flowing

- The actual work obtained from a cell is always less than the maximum because energy is lost through frictional heating of the wire when current flows
- For a process carried out at constant temperature and pressure, the change in free energy equals the maximum useful work obtainable from that process:

$$\Delta G = w_{\text{max}} = -q\mathcal{E}_{\text{max}} = -nF\mathcal{E}$$

where  $F$  (faraday) equals 96,485 C and  $n$  is the number of moles of electrons transferred in the process

### Concentration cell

- A galvanic cell in which both compartments have the same components but at different concentrations
- The electrons flow in the direction that tends to equalize the concentrations

**Section 18.9**

Downs cell  
mercury cell  
chlor-alkali process

**Nernst equation**

- Shows how the cell potential depends on the concentrations of the cell components:

$$\mathcal{E} = \mathcal{E}_0 - \frac{0.0591}{n} \log Q \quad \text{at } 25^\circ\text{C}$$

- When a galvanic cell is at equilibrium,  $\mathcal{E} = 0$  and  $Q = K$

**Batteries**

- A battery consists of a galvanic cell or group of cells connected in series that serve as a source of direct current
- Lead storage battery
  - Anode: lead
  - Cathode: lead coated with  $\text{PbO}_2$
  - Electrolyte:  $\text{H}_2\text{SO}_4(aq)$
- Dry cell battery
  - Contains a moist paste instead of a liquid electrolyte
  - Anode: usually Zn
  - Cathode: carbon rod in contact with an oxidizing agent (which varies depending on the application)

**Fuel cells**

- Galvanic cells in which the reactants are continuously supplied
- The  $\text{H}_2/\text{O}_2$  fuel cell is based on the reaction between  $\text{H}_2$  and  $\text{O}_2$  to form water

**Corrosion**

- Involves the oxidation of metals to form mainly oxides and sulfides
- Some metals, such as aluminum and chromium, form a thin protective oxide coating that prevents further corrosion
- The corrosion of iron to form rust is an electrochemical process
  - The  $\text{Fe}^{2+}$  ions formed at anodic areas of the surface migrate through the moisture layer to cathodic regions, where they react with oxygen from the air
  - Iron can be protected from corrosion by coating it with paint or with a thin layer of metal such as chromium, tin, or zinc; by alloying; and by cathodic protection

**Electrolysis**

- Used to place a thin coating of metal onto steel
- Used to produce pure metals such as aluminum and copper

**REVIEW QUESTIONS**

- What is a half-reaction? Why must the number of electrons lost in the oxidation half-reaction equal the number of electrons gained in the reduction half-reaction? Summarize briefly the steps in the half-reaction method for balancing redox reactions. What two items must be balanced in a redox reaction (or any reaction)?
- Galvanic cells harness spontaneous oxidation–reduction reactions to produce work by producing a current. They do so by controlling the flow of electrons from the species oxidized to the species reduced. How is a galvanic cell designed? What is in the cathode compartment? The anode compartment? What purpose do electrodes serve? Which way do electrons always flow in the wire connecting the two electrodes in a galvanic cell? Why is it necessary to use a salt bridge or a porous disk in a galvanic cell? Which way do cations flow in the salt bridge? Which way do the anions flow? What is a cell potential and what is a volt?
- Table 18.1 lists common half-reactions along with the standard reduction potential associated with each half-reaction. These standard reduction potentials are all



relative to some standard. What is the standard (zero point)? If  $\mathcal{E}^\circ$  is positive for a half-reaction, what does it mean? If  $\mathcal{E}^\circ$  is negative for a half-reaction, what does it mean? Which species in Table 18.1 is most easily reduced? Least easily reduced? The reverse of the half-reactions in Table 18.1 are the oxidation half-reactions. How are standard oxidation potentials determined? In Table 18.1, which species is the best reducing agent? The worst reducing agent?

To determine the standard cell potential for a redox reaction, the standard reduction potential is added to the standard oxidation potential. What must be true about this sum if the cell is to be spontaneous (produce a galvanic cell)? Standard reduction and oxidation potentials are intensive. What does this mean? Summarize how line notation is used to describe galvanic cells.

4. Consider the equation  $\Delta G^\circ = -nF\mathcal{E}^\circ$ . What are the four terms in this equation? Why does a minus sign appear in the equation? What does the superscript  $^\circ$  indicate?
5. The Nernst equation allows determination of the cell potential for a galvanic cell at nonstandard conditions. Write out the Nernst equation. What are nonstandard conditions? What do  $\mathcal{E}$ ,  $\mathcal{E}^\circ$ ,  $n$ , and  $Q$  stand for in the Nernst equation? What does the Nernst equation reduce to when a redox reaction is at equilibrium? What are the signs of  $\Delta G^\circ$  and  $\mathcal{E}^\circ$  when  $K < 1$ ? When  $K > 1$ ? When  $K = 1$ ? Explain the following statement:  $\mathcal{E}$  determines spontaneity, while  $\mathcal{E}^\circ$  determines the equilibrium position. Under what conditions can you use  $\mathcal{E}^\circ$  to predict spontaneity?
6. What are concentration cells? What is  $\mathcal{E}^\circ$  in a concentration cell? What is the driving force for a concentration cell to produce a voltage? Is the higher or the lower ion concentration solution present at the anode? When the anode ion concentration is decreased and/or the cathode ion concentration is increased, both give rise to larger cell potentials. Why? Concentration cells are commonly used to calculate the value of equilibrium constants for various reactions. For example, the silver concentration cell illustrated in Fig. 18.9 can be used to determine the  $K_{sp}$  value for  $\text{AgCl}(s)$ . To do so,  $\text{NaCl}$  is added to the anode compartment until no more precipitate forms. The  $[\text{Cl}^-]$  in solution is then determined somehow. What happens to  $\mathcal{E}_{\text{cell}}$  when  $\text{NaCl}$  is added to the anode compartment? To calculate the  $K_{sp}$  value,  $[\text{Ag}^+]$  must be calculated. Given the value of  $\mathcal{E}_{\text{cell}}$ , how is  $[\text{Ag}^+]$  determined at the anode?
7. Batteries are galvanic cells. What happens to  $\mathcal{E}_{\text{cell}}$  as a battery discharges? Does a battery represent a system at equilibrium? Explain. What is  $\mathcal{E}_{\text{cell}}$  when a battery reaches equilibrium? How are batteries and fuel cells alike? How are they different? The U.S. space program utilizes hydrogen–oxygen fuel cells to produce power for its spacecraft. What is a hydrogen–oxygen fuel cell?
8. Not all spontaneous redox reactions produce wonderful results. Corrosion is an example of a spontaneous redox process that has negative effects. What happens in the corrosion of a metal such as iron? What must be present for the corrosion of iron to take place? How can moisture and salt increase the severity of corrosion? Explain how the following protect metals from corrosion:
  - a. paint
  - b. durable oxide coatings
  - c. galvanizing
  - d. sacrificial metal
  - e. alloying
  - f. cathodic protection
9. What characterizes an electrolytic cell? What is an ampere? When the current applied to an electrolytic cell is multiplied by the time in seconds, what quantity is determined? How is this quantity converted to moles of electrons required? How are moles of electrons required converted to moles of metal plated out? What does

plating mean? How do you predict the cathode and the anode half-reactions in an electrolytic cell? Why is the electrolysis of molten salts much easier to predict in terms of what occurs at the anode and cathode than the electrolysis of aqueous dissolved salts? What is overvoltage?

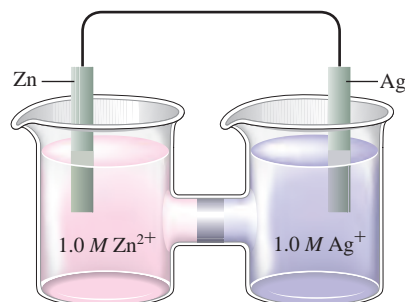
10. Electrolysis has many important industrial applications. What are some of these applications? The electrolysis of molten NaCl is the major process by which sodium metal is produced. However, the electrolysis of aqueous NaCl does not produce sodium metal under normal circumstances. Why? What is purification of a metal by electrolysis?

### ► Active Learning Questions

These questions are designed to be used by groups of students in class.

- Sketch a galvanic cell, and explain how it works. Look at Figs. 18.1 and 18.2. Explain what is occurring in each container and why the cell in Fig. 18.2 “works” but the one in Fig. 18.1 does not.
- In making a specific galvanic cell, explain how one decides on the electrodes and the solutions to use in the cell.
- You want to “plate out” nickel metal from a nickel nitrate solution onto a piece of metal inserted into the solution. Should you use copper or zinc? Explain.
- A copper penny can be dissolved in nitric acid but not in hydrochloric acid. Using reduction potentials from the book, show why this is so. What are the products of the reaction? Newer pennies contain a mixture of zinc and copper. What happens to the zinc in the penny when the coin is placed in nitric acid? Hydrochloric acid? Support your explanations with data from the book, and include balanced equations for all reactions.
- Sketch a cell that forms iron metal from iron(II) while changing chromium metal to chromium(III). Calculate the voltage, show the electron flow, label the anode and cathode, and balance the overall cell equation.
- Which of the following is the best reducing agent:  $F_2$ ,  $H_2$ ,  $Na$ ,  $Na^+$ ,  $F^-$ ? Explain. Order as many of these species as possible from the best to the worst oxidizing agent. Why can't you order all of them? From Table 18.1 choose the species that is the best oxidizing agent. Choose the best reducing agent. Explain.
- You are told that metal A is a better reducing agent than metal B. What, if anything, can be said about  $A^+$  and  $B^+$ ? Explain.
- Explain the following relationships:  $\Delta G$  and  $w$ , cell potential and  $w$ , cell potential and  $\Delta G$ , cell potential and  $Q$ . Using these relationships, explain how you could make a cell in which both electrodes are the same metal and both solutions contain the same compound, but at different concentrations. Why does such a cell run spontaneously?
- Explain why cell potentials are not multiplied by the coefficients in the balanced redox equation. (Use the relationship between  $\Delta G$  and cell potential to do this.)
- What is the difference between  $\mathcal{E}$  and  $\mathcal{E}^\circ$ ? When is  $\mathcal{E}$  equal to zero? When is  $\mathcal{E}^\circ$  equal to zero? (Consider “regular” galvanic cells as well as concentration cells.)

11. Consider the following galvanic cell:



What happens to  $\mathcal{E}$  as the concentration of  $Zn^{2+}$  is increased? As the concentration of  $Ag^+$  is increased? What happens to  $\mathcal{E}^\circ$  in these cases?

- Look up the reduction potential for  $Fe^{3+}$  to  $Fe^{2+}$ . Look up the reduction potential for  $Fe^{2+}$  to  $Fe$ . Finally, look up the reduction potential for  $Fe^{3+}$  to  $Fe$ . You should notice that adding the reduction potentials for the first two does not give the potential for the third. Why not? Show how you can use the first two potentials to calculate the third potential.
- If the cell potential is proportional to work and the standard reduction potential for the hydrogen ion is zero, does this mean that the reduction of the hydrogen ion requires no work?
- Is the following statement true or false? Concentration cells work because standard reduction potentials are dependent on concentration. Explain.

A blue question or exercise number indicates that the answer to that question or exercise appears at the back of this book and a solution appears in the *Solutions Guide*, as found on PowerLecture.

### ► Review of Oxidation–Reduction Reactions

If you have trouble with these exercises, you should review Section 4.9.

15. Define *oxidation* and *reduction* in terms of both change in oxidation number and electron loss or gain.

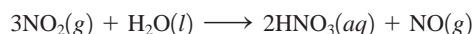
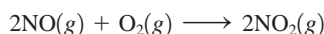
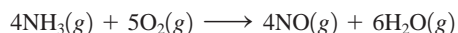
16. Assign oxidation numbers to all the atoms in each of the following.

- |                           |  |  |
|---------------------------|--|--|
| a. $\text{HNO}_3$         | e. $\text{C}_6\text{H}_{12}\text{O}_6$ | i. $\text{Na}_2\text{C}_2\text{O}_4$         |
| b. $\text{CuCl}_2$        | f. $\text{Ag}$                         | j. $\text{CO}_2$                             |
| c. $\text{O}_2$           | g. $\text{PbSO}_4$                     | k. $(\text{NH}_4)_2\text{Ce}(\text{SO}_4)_3$ |
| d. $\text{H}_2\text{O}_2$ | h. $\text{PbO}_2$                      | l. $\text{Cr}_2\text{O}_3$                   |

17. Specify which of the following equations represent oxidation–reduction reactions, and indicate the oxidizing agent, the reducing agent, the species being oxidized, and the species being reduced.

- $\text{CH}_4(g) + \text{H}_2\text{O}(g) \rightarrow \text{CO}(g) + 3\text{H}_2(g)$
- $2\text{AgNO}_3(aq) + \text{Cu}(s) \rightarrow \text{Cu}(\text{NO}_3)_2(aq) + 2\text{Ag}(s)$
- $\text{Zn}(s) + 2\text{HCl}(aq) \rightarrow \text{ZnCl}_2(aq) + \text{H}_2(g)$
- $2\text{H}^+(aq) + 2\text{CrO}_4^{2-}(aq) \rightarrow \text{Cr}_2\text{O}_7^{2-}(aq) + \text{H}_2\text{O}(l)$

18. The Ostwald process for the commercial production of nitric acid involves the following three steps:



- Which reactions in the Ostwald process are oxidation–reduction reactions?
- Identify each oxidizing agent and reducing agent.

## ► Questions

- What is electrochemistry? What are redox reactions? Explain the difference between a galvanic and an electrolytic cell.
- When balancing reactions in Chapter 3, we did not mention that reactions must be charge balanced as well as mass balanced. What do *charge balanced* and *mass balanced* mean? How are redox reactions charge balanced?
- When magnesium metal is added to a beaker of  $\text{HCl}(aq)$ , a gas is produced. Knowing that magnesium is oxidized and that hydrogen is reduced, write the balanced equation for the reaction. How many electrons are transferred in the balanced equation? What quantity of useful work can be obtained when Mg is added directly to the beaker of HCl? How can you harness this reaction to do useful work?
- How can one construct a galvanic cell from two substances, each having a negative standard reduction potential?
- The free energy change for a reaction,  $\Delta G$ , is an extensive property. What is an extensive property? Surprisingly, one can calculate  $\Delta G$  from the cell potential,  $\mathcal{E}$ , for the reaction. This is surprising because  $\mathcal{E}$  is an intensive property. How can the extensive property  $\Delta G$  be calculated from the intensive property  $\mathcal{E}$ ?
- What is wrong with the following statement: The best concentration cell will consist of the substance having the most positive standard reduction potential. What drives a concentration cell to produce a large voltage?
- When jump-starting a car with a dead battery, the ground jumper should be attached to a remote part of the engine block. Why?
- In theory, most metals should easily corrode in air. Why? A group of metals called the noble metals are relatively difficult to corrode in air. Some noble metals include gold, platinum, and silver.

Reference Table 18.1 to come up with a possible reason why the noble metals are relatively difficult to corrode.

- Consider the electrolysis of a molten salt of some metal. What information must you know to calculate the mass of metal plated out in the electrolytic cell?
- Although aluminum is one of the most abundant elements on earth, production of pure Al proved very difficult until the late 1800s. At this time, the Hall–Heroult process made it relatively easy to produce pure Al. Why was pure Al so difficult to produce and what was the key discovery behind the Hall–Heroult process?

## ► Exercises

In this section similar exercises are paired.

### Balancing Oxidation–Reduction Equations

- Balance the following oxidation–reduction reactions that occur in acidic solution using the half-reaction method.
  - $\text{I}^-(aq) + \text{ClO}^-(aq) \rightarrow \text{I}_3^-(aq) + \text{Cl}^-(aq)$
  - $\text{As}_2\text{O}_3(s) + \text{NO}_3^-(aq) \rightarrow \text{H}_3\text{AsO}_4(aq) + \text{NO}(g)$
  - $\text{Br}^-(aq) + \text{MnO}_4^-(aq) \rightarrow \text{Br}_2(l) + \text{Mn}^{2+}(aq)$
  - $\text{CH}_3\text{OH}(aq) + \text{Cr}_2\text{O}_7^{2-}(aq) \rightarrow \text{CH}_2\text{O}(aq) + \text{Cr}^{3+}(aq)$
- Balance the following oxidation–reduction reactions that occur in acidic solution using the half-reaction method.
  - $\text{Cu}(s) + \text{NO}_3^-(aq) \rightarrow \text{Cu}^{2+}(aq) + \text{NO}(g)$
  - $\text{Cr}_2\text{O}_7^{2-}(aq) + \text{Cl}^-(aq) \rightarrow \text{Cr}^{3+}(aq) + \text{Cl}_2(g)$
  - $\text{Pb}(s) + \text{PbO}_2(s) + \text{H}_2\text{SO}_4(aq) \rightarrow \text{PbSO}_4(s)$
  - $\text{Mn}^{2+}(aq) + \text{NaBiO}_3(s) \rightarrow \text{Bi}^{3+}(aq) + \text{MnO}_4^-(aq)$
  - $\text{H}_3\text{AsO}_4(aq) + \text{Zn}(s) \rightarrow \text{AsH}_3(g) + \text{Zn}^{2+}(aq)$
- Balance the following oxidation–reduction reactions that occur in basic solution.
  - $\text{Al}(s) + \text{MnO}_4^-(aq) \rightarrow \text{MnO}_2(s) + \text{Al}(\text{OH})_4^-(aq)$
  - $\text{Cl}_2(g) \rightarrow \text{Cl}^-(aq) + \text{OCl}^-(aq)$
  - $\text{NO}_2^-(aq) + \text{Al}(s) \rightarrow \text{NH}_3(g) + \text{AlO}_2^-(aq)$
- Balance the following oxidation–reduction reactions that occur in basic solution.
  - $\text{Cr}(s) + \text{CrO}_4^{2-}(aq) \rightarrow \text{Cr}(\text{OH})_3(s)$
  - $\text{MnO}_4^-(aq) + \text{S}^{2-}(aq) \rightarrow \text{MnS}(s) + \text{S}(s)$
  - $\text{CN}^-(aq) + \text{MnO}_4^-(aq) \rightarrow \text{CNO}^-(aq) + \text{MnO}_2(s)$
- Chlorine gas was first prepared in 1774 by C. W. Scheele by oxidizing sodium chloride with manganese(IV) oxide. The reaction is
 
$$\text{NaCl}(aq) + \text{H}_2\text{SO}_4(aq) + \text{MnO}_2(s) \longrightarrow \text{Na}_2\text{SO}_4(aq) + \text{MnCl}_2(aq) + \text{H}_2\text{O}(l) + \text{Cl}_2(g)$$
 Balance this equation.
- Gold metal will not dissolve in either concentrated nitric acid or concentrated hydrochloric acid. It will dissolve, however, in aqua regia, a mixture of the two concentrated acids. The products of the reaction are the  $\text{AuCl}_4^-$  ion and gaseous NO. Write a balanced equation for the dissolution of gold in aqua regia.

### Galvanic Cells, Cell Potentials, Standard Reduction Potentials, and Free Energy

- Sketch the galvanic cells based on the following overall reactions. Show the direction of electron flow and identify the cathode and

anode. Give the overall balanced equation. Assume that all concentrations are 1.0 M and that all partial pressures are 1.0 atm.

- a.  $\text{Cr}^{3+}(aq) + \text{Cl}_2(g) \rightleftharpoons \text{Cr}_2\text{O}_7^{2-}(aq) + \text{Cl}^-(aq)$   
 b.  $\text{Cu}^{2+}(aq) + \text{Mg}(s) \rightleftharpoons \text{Mg}^{2+}(aq) + \text{Cu}(s)$

36. Sketch the galvanic cells based on the following overall reactions. Show the direction of electron flow, the direction of ion migration through the salt bridge, and identify the cathode and anode. Give the overall balanced equation. Assume that all concentrations are 1.0 M and that all partial pressures are 1.0 atm.
- a.  $\text{IO}_3^-(aq) + \text{Fe}^{2+}(aq) \rightleftharpoons \text{Fe}^{3+}(aq) + \text{I}_2(aq)$   
 b.  $\text{Zn}(s) + \text{Ag}^+(aq) \rightleftharpoons \text{Zn}^{2+}(aq) + \text{Ag}(s)$

37. Calculate  $\mathcal{E}^\circ$  values for the galvanic cells in Exercise 35.

38. Calculate  $\mathcal{E}^\circ$  values for the galvanic cells in Exercise 36.

39. Sketch the galvanic cells based on the following half-reactions. Show the direction of electron flow, show the direction of ion migration through the salt bridge, and identify the cathode and anode. Give the overall balanced equation, and determine  $\mathcal{E}^\circ$  for the galvanic cells. Assume that all concentrations are 1.0 M and that all partial pressures are 1.0 atm.

- a.  $\text{Cl}_2 + 2e^- \rightarrow 2\text{Cl}^-$      $\mathcal{E}^\circ = 1.36 \text{ V}$   
 $\text{Br}_2 + 2e^- \rightarrow 2\text{Br}^-$      $\mathcal{E}^\circ = 1.09 \text{ V}$   
 b.  $\text{MnO}_4^- + 8\text{H}^+ + 5e^- \rightarrow \text{Mn}^{2+} + 4\text{H}_2\text{O}$      $\mathcal{E}^\circ = 1.51 \text{ V}$   
 $\text{IO}_4^- + 2\text{H}^+ + 2e^- \rightarrow \text{IO}_3^- + \text{H}_2\text{O}$      $\mathcal{E}^\circ = 1.60 \text{ V}$

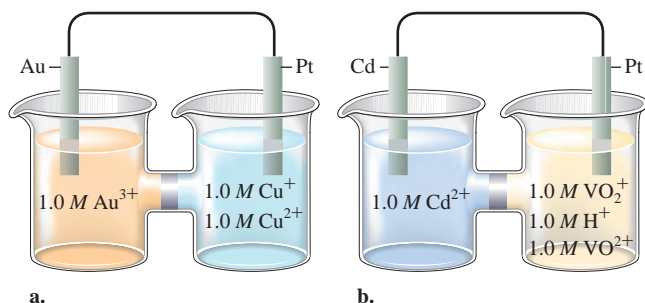
40. Sketch the galvanic cells based on the following half-reactions. Show the direction of electron flow, show the direction of ion migration through the salt bridge, and identify the cathode and anode. Give the overall balanced equation, and determine  $\mathcal{E}^\circ$  for the galvanic cells. Assume that all concentrations are 1.0 M and that all partial pressures are 1.0 atm.

- a.  $\text{H}_2\text{O}_2 + 2\text{H}^+ + 2e^- \rightarrow 2\text{H}_2\text{O}$      $\mathcal{E}^\circ = 1.78 \text{ V}$   
 $\text{O}_2 + 2\text{H}^+ + 2e^- \rightarrow \text{H}_2\text{O}_2$      $\mathcal{E}^\circ = 0.68 \text{ V}$   
 b.  $\text{Mn}^{2+} + 2e^- \rightarrow \text{Mn}$      $\mathcal{E}^\circ = -1.18 \text{ V}$   
 $\text{Fe}^{3+} + 3e^- \rightarrow \text{Fe}$      $\mathcal{E}^\circ = -0.036 \text{ V}$

41. Give the standard line notation for each cell in Exercises 35 and 39.

42. Give the standard line notation for each cell in Exercises 36 and 40.

43. Consider the following galvanic cells:



For each galvanic cell, give the balanced cell equation and determine  $\mathcal{E}^\circ$ . Standard reduction potentials are found in Table 18.1.

44. Give the balanced cell equation and determine  $\mathcal{E}^\circ$  for the galvanic cells based on the following half-reactions. Standard reduction potentials are found in Table 18.1.

- a.  $\text{Cr}_2\text{O}_7^{2-} + 14\text{H}^+ + 6e^- \rightarrow 2\text{Cr}^{3+} + 7\text{H}_2\text{O}$   
 $\text{H}_2\text{O}_2 + 2\text{H}^+ + 2e^- \rightarrow 2\text{H}_2\text{O}$   
 b.  $2\text{H}^+ + 2e^- \rightarrow \text{H}_2$   
 $\text{Al}^{3+} + 3e^- \rightarrow \text{Al}$


45. Calculate  $\mathcal{E}^\circ$  values for the following cells. Which reactions are spontaneous as written (under standard conditions)? Balance the equations. Standard reduction potentials are found in Table 18.1.

- a.  $\text{MnO}_4^-(aq) + \text{I}^-(aq) \rightleftharpoons \text{I}_2(aq) + \text{Mn}^{2+}(aq)$   
 b.  $\text{MnO}_4^-(aq) + \text{F}^-(aq) \rightleftharpoons \text{F}_2(g) + \text{Mn}^{2+}(aq)$

46. Calculate  $\mathcal{E}^\circ$  values for the following cells. Which reactions are spontaneous as written (under standard conditions)? Balance the equations that are not already balanced. Standard reduction potentials are found in Table 18.1.

- a.  $\text{H}_2(g) \rightleftharpoons \text{H}^+(aq) + \text{H}^-(aq)$   
 b.  $\text{Au}^{3+}(aq) + \text{Ag}(s) \rightleftharpoons \text{Ag}^+(aq) + \text{Au}(s)$

47. Chlorine dioxide ( $\text{ClO}_2$ ), which is produced by the reaction




has been tested as a disinfectant for municipal water treatment. Using data from Table 18.1, calculate  $\mathcal{E}^\circ$  and  $\Delta G^\circ$  at 25°C for the production of  $\text{ClO}_2$ .

48. The amount of manganese in steel is determined by changing it to permanganate ion. The steel is first dissolved in nitric acid, producing  $\text{Mn}^{2+}$  ions. These ions are then oxidized to the deeply colored  $\text{MnO}_4^-$  ions by periodate ion ( $\text{IO}_4^-$ ) in acid solution.
- a. Complete and balance an equation describing each of the above reactions.  
 b. Calculate  $\mathcal{E}^\circ$  and  $\Delta G^\circ$  at 25°C for each reaction.

49. Calculate the maximum amount of work that can be obtained from the galvanic cells at standard conditions in Exercise 43.

50. Calculate the maximum amount of work that can be obtained from the galvanic cells at standard conditions in Exercise 44.

51. Estimate  $\mathcal{E}^\circ$  for the half-reaction



given the following values of  $\Delta G_f^\circ$ :

$$\text{H}_2\text{O}(l) = -237 \text{ kJ/mol}$$

$$\text{H}_2(g) = 0.0$$


$$\text{OH}^-(aq) = -157 \text{ kJ/mol}$$

$$e^- = 0.0$$

Compare this value of  $\mathcal{E}^\circ$  with the value of  $\mathcal{E}^\circ$  given in Table 18.1.

52. The equation  $\Delta G^\circ = -nF\mathcal{E}^\circ$  also can be applied to half-reactions. Use standard reduction potentials to estimate  $\Delta G_f^\circ$  for  $\text{Fe}^{2+}(aq)$  and  $\text{Fe}^{3+}(aq)$ . ( $\Delta G_f^\circ$  for  $e^- = 0$ .)

53. Using data from Table 18.1, place the following in order of increasing strength as oxidizing agents (all under standard conditions).



54. Using data from Table 18.1, place the following in order of increasing strength as reducing agents (all under standard conditions).



55. Answer the following questions using data from Table 18.1 (all under standard conditions).

- Is  $\text{H}^+(aq)$  capable of oxidizing  $\text{Cu}(s)$  to  $\text{Cu}^{2+}(aq)$ ?
- Is  $\text{Fe}^{3+}(aq)$  capable of oxidizing  $\text{I}^-(aq)$ ?
- Is  $\text{H}_2(g)$  capable of reducing  $\text{Ag}^+(aq)$ ?

56. Answer the following questions using data from Table 18.1 (all under standard conditions).

- Is  $\text{H}_2(g)$  capable of reducing  $\text{Ni}^{2+}(aq)$ ?
- Is  $\text{Fe}^{2+}(aq)$  capable of reducing  $\text{VO}_2^+(aq)$ ?
- Is  $\text{Fe}^{2+}(aq)$  capable of reducing  $\text{Cr}^{3+}(aq)$  to  $\text{Cr}^{2+}(aq)$ ?

57. Consider only the species (at standard conditions)



in answering the following questions. Give reasons for your answers. (Use data from Table 18.1.)

- Which is the strongest oxidizing agent?
- Which is the strongest reducing agent?
- Which species can be oxidized by  $\text{SO}_4^{2-}(aq)$  in acid?
- Which species can be reduced by  $\text{Al}(s)$ ?

58. Consider only the species (at standard conditions)



in answering the following questions. Give reasons for your answers.

- Which is the strongest oxidizing agent?
- Which is the strongest reducing agent?
- Which species can be oxidized by  $\text{MnO}_4^-$  in acid?
- Which species can be reduced by  $\text{Zn}(s)$ ?

59. Use the table of standard reduction potentials (Table 18.1) to pick a reagent that is capable of each of the following oxidations (under standard conditions in acidic solution).

- oxidize  $\text{Br}^-$  to  $\text{Br}_2$  but not oxidize  $\text{Cl}^-$  to  $\text{Cl}_2$
- oxidize  $\text{Mn}$  to  $\text{Mn}^{2+}$  but not oxidize  $\text{Ni}$  to  $\text{Ni}^{2+}$

60. Use the table of standard reduction potentials (Table 18.1) to pick a reagent that is capable of each of the following reductions (under standard conditions in acidic solution).

- reduce  $\text{Cu}^{2+}$  to  $\text{Cu}$  but not reduce  $\text{Cu}^{2+}$  to  $\text{Cu}^+$
- reduce  $\text{Br}_2$  to  $\text{Br}^-$  but not reduce  $\text{I}_2$  to  $\text{I}^-$

61. Hydrazine is somewhat toxic. Use the half-reactions shown below to explain why household bleach (a highly alkaline solution of sodium hypochlorite) should not be mixed with household ammonia or glass cleansers that contain ammonia.



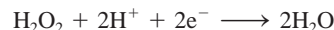
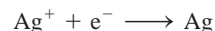
62. The compound with the formula  $\text{TlI}_3$  is a black solid. Given the following standard reduction potentials,



would you formulate this compound as thallium(III) iodide or thallium(I) triiodide?

## The Nernst Equation

63. A galvanic cell is based on the following half-reactions at  $25^\circ\text{C}$ :



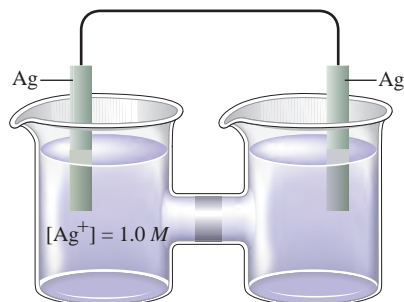
Predict whether  $\mathcal{E}_{\text{cell}}$  is larger or smaller than  $\mathcal{E}_{\text{cell}}^\circ$  for the following cases.

- $[\text{Ag}^+] = 1.0 \text{ M}$ ,  $[\text{H}_2\text{O}_2] = 2.0 \text{ M}$ ,  $[\text{H}^+] = 2.0 \text{ M}$
- $[\text{Ag}^+] = 2.0 \text{ M}$ ,  $[\text{H}_2\text{O}_2] = 1.0 \text{ M}$ ,  $[\text{H}^+] = 1.0 \times 10^{-7} \text{ M}$

64. Consider the concentration cell in Fig. 18.10. If the  $\text{Fe}^{2+}$  concentration in the right compartment is changed from  $0.1 \text{ M}$  to  $1 \times 10^{-7} \text{ M}$   $\text{Fe}^{2+}$ , predict the direction of electron flow, and designate the anode and cathode compartments.

65. Consider the concentration cell shown below. Calculate the cell potential at  $25^\circ\text{C}$  when the concentration of  $\text{Ag}^+$  in the compartment on the right is the following.

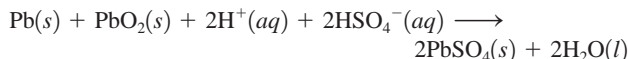
- $1.0 \text{ M}$
- $2.0 \text{ M}$
- $0.10 \text{ M}$
- $4.0 \times 10^{-5} \text{ M}$
- Calculate the potential when both solutions are  $0.10 \text{ M}$  in  $\text{Ag}^+$ . For each case, also identify the cathode, the anode, and the direction in which electrons flow.



66. Consider a concentration cell similar to the one shown in Exercise 65, except that both electrodes are made of Ni and in the left-hand compartment  $[\text{Ni}^{2+}] = 1.0 \text{ M}$ . Calculate the cell potential at  $25^\circ\text{C}$  when the concentration of  $\text{Ni}^{2+}$  in the compartment on the right has each of the following values.

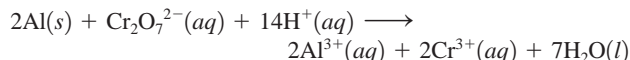
- $1.0 \text{ M}$
- $2.0 \text{ M}$
- $0.10 \text{ M}$
- $4.0 \times 10^{-5} \text{ M}$
- Calculate the potential when both solutions are  $2.5 \text{ M}$  in  $\text{Ni}^{2+}$ . For each case, also identify the cathode, anode, and the direction in which electrons flow.

67. The overall reaction in the lead storage battery is



Calculate  $\mathcal{E}$  at  $25^\circ\text{C}$  for this battery when  $[\text{H}_2\text{SO}_4] = 4.5 \text{ M}$ , that is,  $[\text{H}^+] = [\text{HSO}_4^-] = 4.5 \text{ M}$ . At  $25^\circ\text{C}$ ,  $\mathcal{E}^\circ = 2.04 \text{ V}$  for the lead storage battery.

68. Calculate the pH of the cathode compartment for the following reaction given  $\mathcal{E}_{\text{cell}} = 3.01 \text{ V}$  when  $[\text{Cr}^{3+}] = 0.15 \text{ M}$ ,  $[\text{Al}^{3+}] = 0.30 \text{ M}$ , and  $[\text{Cr}_2\text{O}_7^{2-}] = 0.55 \text{ M}$ .



69. Consider the cell described below:



Calculate the cell potential after the reaction has operated long enough for the  $[\text{Zn}^{2+}]$  to have changed by 0.20 mol/L. (Assume  $T = 25^\circ\text{C}$ .)

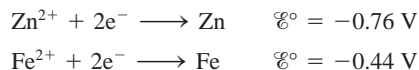
70. Consider the cell described below:



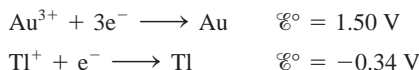
Calculate the cell potential after the reaction has operated long enough for the  $[\text{Al}^{3+}]$  to have changed by 0.60 mol/L. (Assume  $T = 25^\circ\text{C}$ .)

71. Calculate  $\Delta G^\circ$  and  $K$  at  $25^\circ\text{C}$  for the reactions in Exercises 35 and 39.
72. Calculate  $\Delta G^\circ$  and  $K$  at  $25^\circ\text{C}$  for the reactions in Exercises 36 and 40.

73. Consider the galvanic cell based on the following half-reactions:



- Determine the overall cell reaction and calculate  $\mathcal{E}_{\text{cell}}^\circ$ .
  - Calculate  $\Delta G^\circ$  and  $K$  for the cell reaction at  $25^\circ\text{C}$ .
  - Calculate  $\mathcal{E}_{\text{cell}}$  at  $25^\circ\text{C}$  when  $[\text{Zn}^{2+}] = 0.10 \text{ M}$  and  $[\text{Fe}^{2+}] = 1.0 \times 10^{-5} \text{ M}$ .
74. Consider the galvanic cell based on the following half-reactions:



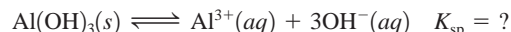
- Determine the overall cell reaction and calculate  $\mathcal{E}_{\text{cell}}^\circ$ .
- Calculate  $\Delta G^\circ$  and  $K$  for the cell reaction at  $25^\circ\text{C}$ .
- Calculate  $\mathcal{E}_{\text{cell}}$  at  $25^\circ\text{C}$  when  $[\text{Au}^{3+}] = 1.0 \times 10^{-2} \text{ M}$  and  $[\text{Tl}^+] = 1.0 \times 10^{-4} \text{ M}$ .

75. An electrochemical cell consists of a standard hydrogen electrode and a copper metal electrode.

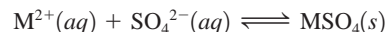
- What is the potential of the cell at  $25^\circ\text{C}$  if the copper electrode is placed in a solution in which  $[\text{Cu}^{2+}] = 2.5 \times 10^{-4} \text{ M}$ ?
  - The copper electrode is placed in a solution of unknown  $[\text{Cu}^{2+}]$ . The measured potential at  $25^\circ\text{C}$  is 0.195 V. What is  $[\text{Cu}^{2+}]$ ? (Assume  $\text{Cu}^{2+}$  is reduced.)
76. An electrochemical cell consists of a nickel metal electrode immersed in a solution with  $[\text{Ni}^{2+}] = 1.0 \text{ M}$  separated by a porous disk from an aluminum metal electrode.
- What is the potential of this cell at  $25^\circ\text{C}$  if the aluminum electrode is placed in a solution in which  $[\text{Al}^{3+}] = 7.2 \times 10^{-3} \text{ M}$ ?
  - When the aluminum electrode is placed in a certain solution in which  $[\text{Al}^{3+}]$  is unknown, the measured cell potential at  $25^\circ\text{C}$  is 1.62 V. Calculate  $[\text{Al}^{3+}]$  in the unknown solution. (Assume Al is oxidized.)

77. An electrochemical cell consists of a standard hydrogen electrode and a copper metal electrode. If the copper electrode is placed in a solution of 0.10 M NaOH that is saturated with  $\text{Cu}(\text{OH})_2$ , what is the cell potential at  $25^\circ\text{C}$ ? [For  $\text{Cu}(\text{OH})_2$ ,  $K_{\text{sp}} = 1.6 \times 10^{-19}$ .]

78. An electrochemical cell consists of a nickel metal electrode immersed in a solution with  $[\text{Ni}^{2+}] = 1.0 \text{ M}$  separated by a porous disk from an aluminum metal electrode immersed in a solution with  $[\text{Al}^{3+}] = 1.0 \text{ M}$ . Sodium hydroxide is added to the aluminum compartment, causing  $\text{Al}(\text{OH})_3(s)$  to precipitate. After precipitation of  $\text{Al}(\text{OH})_3$  has ceased, the concentration of  $\text{OH}^-$  is  $1.0 \times 10^{-4} \text{ M}$  and the measured cell potential is 1.82 V. Calculate the  $K_{\text{sp}}$  value for  $\text{Al}(\text{OH})_3$ .



79. Consider a concentration cell that has both electrodes made of some metal M. Solution A in one compartment of the cell contains  $1.0 \text{ M M}^{2+}$ . Solution B in the other cell compartment has a volume of 1.00 L. At the beginning of the experiment 0.0100 mol  $\text{M}(\text{NO}_3)_2$  and 0.0100 mol  $\text{Na}_2\text{SO}_4$  are dissolved in solution B (ignore volume changes), where the reaction



occurs. For this reaction equilibrium is rapidly established, whereupon the cell potential is found to be +0.44 V at  $25^\circ\text{C}$ . Assume that the process



has a standard reduction potential of  $-0.31 \text{ V}$  and that no other redox process occurs in the cell. Calculate the value of  $K_{\text{sp}}$  for  $\text{MSO}_4(s)$  at  $25^\circ\text{C}$ .

80. You have a concentration cell in which the cathode has a silver electrode with 0.10 M  $\text{Ag}^+$ . The anode also has a silver electrode with  $\text{Ag}^+(aq)$ , 0.050 M  $\text{S}_2\text{O}_3^{2-}$ , and  $1.0 \times 10^{-3} \text{ M Ag}(\text{S}_2\text{O}_3)_2^{3-}$ . You read the voltage to be 0.76 V.
- Calculate the concentration of  $\text{Ag}^+$  at the anode.
  - Determine the value of the equilibrium constant for the formation of  $\text{Ag}(\text{S}_2\text{O}_3)_2^{3-}$ .



81. Under standard conditions, what reaction occurs, if any, when each of the following operations is performed?

- Crystals of  $\text{I}_2$  are added to a solution of NaCl.
- $\text{Cl}_2$  gas is bubbled into a solution of NaI.
- A silver wire is placed in a solution of  $\text{CuCl}_2$ .
- An acidic solution of  $\text{FeSO}_4$  is exposed to air.

For the reactions that occur, write a balanced equation and calculate  $\mathcal{E}^\circ$ ,  $\Delta G^\circ$ , and  $K$  at  $25^\circ\text{C}$ .

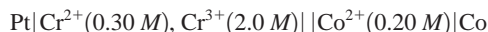
82. A disproportionation reaction involves a substance that acts as both an oxidizing and a reducing agent, producing higher and lower oxidation states of the same element in the products. Which of the following disproportionation reactions are spontaneous under standard conditions? Calculate  $\Delta G^\circ$  and  $K$  at  $25^\circ\text{C}$  for those reactions that are spontaneous under standard conditions.

- $2\text{Cu}^+(aq) \rightarrow \text{Cu}^{2+}(aq) + \text{Cu}(s)$
- $3\text{Fe}^{2+}(aq) \rightarrow 2\text{Fe}^{3+}(aq) + \text{Fe}(s)$
- $\text{HClO}_2(aq) \rightarrow \text{ClO}_3^-(aq) + \text{HClO}(aq)$  (unbalanced)

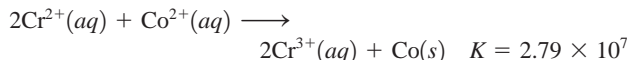
Use the half-reactions:



83. Consider the following galvanic cell at 25°C:

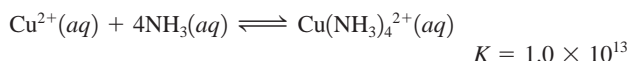


The overall reaction and equilibrium constant value are


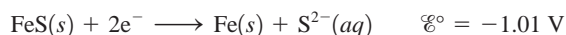


Calculate the cell potential,  $\mathcal{E}$ , for this galvanic cell and  $\Delta G$  for the cell reaction at these conditions.

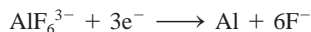
84. An electrochemical cell consists of a silver metal electrode immersed in a solution with  $[\text{Ag}^+] = 1.0 \text{ M}$  separated by a porous disk from a copper metal electrode. If the copper electrode is placed in a solution of  $5.0 \text{ M NH}_3$  that is also  $0.010 \text{ M}$  in  $\text{Cu}(\text{NH}_3)_4^{2+}$ , what is the cell potential at 25°C?



85. Calculate  $K_{\text{sp}}$  for iron(II) sulfide given the following data:



86. For the following half-reaction,  $\mathcal{E}^\circ = -2.07 \text{ V}$ :



Using data from Table 18.1, calculate the equilibrium constant at 25°C for the reaction




87. Calculate  $\mathcal{E}^\circ$  for the following half-reaction:



(Hint: Reference the  $K_{\text{sp}}$  value for AgI and the standard reduction potential for  $\text{Ag}^+$ .)

88. The solubility product for  $\text{CuI}(\text{s})$  is  $1.1 \times 10^{-12}$ . Calculate the value of  $\mathcal{E}^\circ$  for the half-reaction



## Electrolysis

89. How long will it take to plate out each of the following with a current of 100.0 A?

- 1.0 kg Al from aqueous  $\text{Al}^{3+}$
- 1.0 g Ni from aqueous  $\text{Ni}^{2+}$
- 5.0 mol Ag from aqueous  $\text{Ag}^+$

90. The electrolysis of  $\text{BiO}^+$  produces pure bismuth. How long would it take to produce 10.0 g Bi by the electrolysis of a  $\text{BiO}^+$  solution using a current of 25.0 A?

91. What mass of each of the following substances can be produced in 1.0 h with a current of 15 A?

- Co from aqueous  $\text{Co}^{2+}$
- Hf from aqueous  $\text{Hf}^{4+}$
- $\text{I}_2$  from aqueous KI
- Cr from molten  $\text{CrO}_3$

92. Aluminum is produced commercially by the electrolysis of  $\text{Al}_2\text{O}_3$  in the presence of a molten salt. If a plant has a continuous capacity of 1.00 million A, what mass of aluminum can be produced in 2.00 h?

93. An unknown metal M is electrolyzed. It took 74.1 s for a current of 2.00 A to plate out 0.107 g of the metal from a solution containing  $\text{M}(\text{NO}_3)_3$ . Identify the metal.

94. Electrolysis of an alkaline earth metal chloride using a current of 5.00 A for 748 s deposits 0.471 g of metal at the cathode. What is the identity of the alkaline earth metal chloride?

95. What volume of  $\text{F}_2$  gas, at 25°C and 1.00 atm, is produced when molten KF is electrolyzed by a current of 10.0 A for 2.00 h? What mass of potassium metal is produced? At which electrode does each reaction occur?

96. What volumes of  $\text{H}_2(\text{g})$  and  $\text{O}_2(\text{g})$  at STP are produced from the electrolysis of water by a current of 2.50 A in 15.0 min?

97. A single Hall–Heroult cell (as shown in Fig. 18.22) produces about 1 ton of aluminum in 24 h. What current must be used to accomplish this?

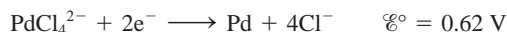
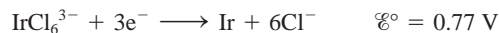
98. A factory wants to produce  $1.00 \times 10^3$  kg barium from the electrolysis of molten barium chloride. What current must be applied for 4.00 h to accomplish this?

99. It took 2.30 min using a current of 2.00 A to plate out all the silver from 0.250 L of a solution containing  $\text{Ag}^+$ . What was the original concentration of  $\text{Ag}^+$  in the solution?

100. A solution containing  $\text{Pt}^{4+}$  is electrolyzed with a current of 4.00 A. How long will it take to plate out 99% of the platinum in 0.50 L of a 0.010 M solution of  $\text{Pt}^{4+}$ ?

101. A solution at 25°C contains 1.0 M  $\text{Cd}^{2+}$ , 1.0 M  $\text{Ag}^+$ , 1.0 M  $\text{Au}^{3+}$ , and 1.0 M  $\text{Ni}^{2+}$  in the cathode compartment of an electrolytic cell. Predict the order in which the metals will plate out as the voltage is gradually increased.

102. Consider the following half-reactions:



A hydrochloric acid solution contains platinum, palladium, and iridium as chloro-complex ions. The solution is a constant 1.0 M in chloride ion and 0.020 M in each complex ion. Is it feasible to separate the three metals from this solution by electrolysis? (Assume that 99% of a metal must be plated out before another metal begins to plate out.)

103. What reactions take place at the cathode and the anode when each of the following is electrolyzed?

- molten  $\text{NiBr}_2$
- molten  $\text{AlF}_3$
- molten  $\text{MnI}_2$

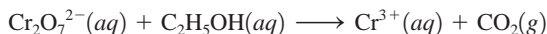
104. What reaction will take place at the cathode and the anode when each of the following is electrolyzed?

- molten KF
- molten  $\text{CuCl}_2$
- molten  $\text{MgI}_2$

105. What reactions take place at the cathode and the anode when each of the following is electrolyzed? (Assume standard conditions.)
- 1.0 M NiBr<sub>2</sub> solution
  - 1.0 M AlF<sub>3</sub> solution
  - 1.0 M MnI<sub>2</sub> solution
106. What reaction will take place at the cathode and the anode when each of the following is electrolyzed? (Assume standard conditions.)
- 1.0 M KF solution
  - 1.0 M CuCl<sub>2</sub> solution
  - 1.0 M MgI<sub>2</sub> solution

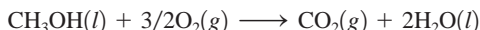
### ► Connecting to Biochemistry

107. The blood alcohol (C<sub>2</sub>H<sub>5</sub>OH) level can be determined by titrating a sample of blood plasma with an acidic potassium dichromate solution, resulting in the production of Cr<sup>3+</sup>(aq) and carbon dioxide. The reaction can be monitored because the dichromate ion (Cr<sub>2</sub>O<sub>7</sub><sup>2-</sup>) is orange in solution, and the Cr<sup>3+</sup> ion is green. The unbalanced redox equation is



If 31.05 mL of 0.0600 M potassium dichromate solution is required to titrate 30.0 g blood plasma, determine the mass percent of alcohol in the blood.

108. Direct methanol fuel cells (DMFCs) have shown some promise as a viable option for providing “green” energy to small electrical devices. Calculate  $\mathcal{E}^\circ$  for the reaction that takes place in DMFCs:



Use values of  $\Delta G_f^\circ$  from Appendix 4.

109. A fuel cell designed to react grain alcohol with oxygen has the following net reaction:



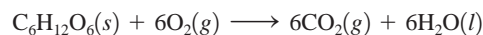
The maximum work that 1 mole of alcohol can do is  $1.32 \times 10^3$  kJ. What is the theoretical maximum voltage this cell can achieve at 25°C?

110. Nerve impulses are electrical “signals” that pass through neurons in the body. The electrical potential is created by the differences in the concentration of Na<sup>+</sup> and K<sup>+</sup> ions across the nerve cell membrane. We can think about this potential as being caused by a concentration gradient, similar to what we see in a concentration cell (keep in mind that this is a very simple explanation of how nerves work; there is much more involved in the true biologic process). A typical nerve cell has a resting potential of about -70 mV. Let’s assume that this resting potential is due only to the K<sup>+</sup> ion concentration difference. In nerve cells, the K<sup>+</sup> concentration inside the cell is larger than the K<sup>+</sup> concentration outside the cell. Calculate the K<sup>+</sup> ion concentration ratio necessary to produce a resting potential of -70. mV.

$$\frac{[\text{K}^+]_{\text{inside}}}{[\text{K}^+]_{\text{outside}}} = ?$$

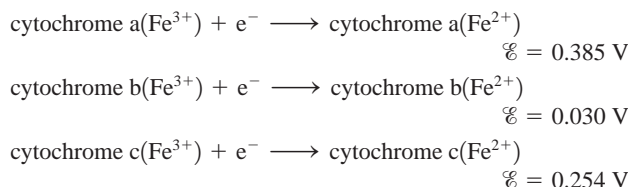
111. Glucose is the major fuel for most living cells. The oxidative breakdown of glucose by our body to produce energy is called

respiration. The reaction for the complete combustion of glucose is



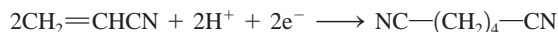
If this combustion reaction could be harnessed as a fuel cell, calculate the theoretical voltage that could be produced at standard conditions. (Hint: Use  $\Delta G_f^\circ$  values from Appendix 4.)

112. The ultimate electron acceptor in the respiration process is molecular oxygen. Electron transfer through the respiratory chain takes place through a complex series of oxidation–reduction reactions. Some of the electron transport steps use iron-containing proteins called *cytochromes*. All cytochromes transport electrons by converting the iron in the cytochromes from the +3 to the +2 oxidation state. Consider the following reduction potentials for three different cytochromes used in the transfer process of electrons to oxygen (the potentials have been corrected for pH and for temperature):



In the electron transfer series, electrons are transferred from one cytochrome to another. Using this information, determine the cytochrome order necessary for spontaneous transport of electrons from one cytochrome to another, which eventually will lead to electron transfer to O<sub>2</sub>.

113. One of the few industrial-scale processes that produce organic compounds electrochemically is used by the Monsanto Company to produce 1,4-dicyanobutane. The reduction reaction is

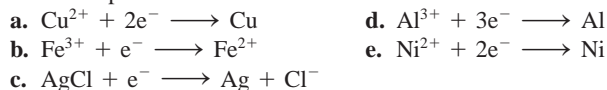


The NC-(CH<sub>2</sub>)<sub>4</sub>-CN is then chemically reduced using hydrogen gas to H<sub>2</sub>N-(CH<sub>2</sub>)<sub>6</sub>-NH<sub>2</sub>, which is used in the production of nylon. What current must be used to produce 150. kg NC-(CH<sub>2</sub>)<sub>4</sub>-CN per hour?

114. Mercury is a toxic substance, and specifically hazardous when it is present in the +1 or +2 oxidation states. However, the American Dental Association has determined that dental fillings composed of elemental mercury pose minimal health risks, even if the filling is swallowed. Use Table 18.1 to propose a possible explanation for this apparent contradiction.

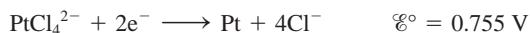
### ► Additional Exercises

115. The saturated calomel electrode, abbreviated SCE, is often used as a reference electrode in making electrochemical measurements. The SCE is composed of mercury in contact with a saturated solution of calomel (Hg<sub>2</sub>Cl<sub>2</sub>). The electrolyte solution is saturated KCl.  $\mathcal{E}_{\text{SCE}}$  is +0.242 V relative to the standard hydrogen electrode. Calculate the potential for each of the following galvanic cells containing a saturated calomel electrode and the given half-cell components at standard conditions. In each case, indicate whether the SCE is the cathode or the anode. Standard reduction potentials are found in Table 18.1.



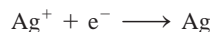
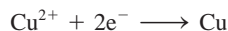


116. Consider the following half-reactions:



Explain why platinum metal will dissolve in aqua regia (a mixture of hydrochloric and nitric acids) but not in either concentrated nitric or concentrated hydrochloric acid individually.

117. Consider the standard galvanic cell based on the following half-reactions:




The electrodes in this cell are Ag(s) and Cu(s). Does the cell potential increase, decrease, or remain the same when the following changes occur to the standard cell?

- $\text{CuSO}_4(\text{s})$  is added to the copper half-cell compartment (assume no volume change).
- $\text{NH}_3(\text{aq})$  is added to the copper half-cell compartment. [Hint:  $\text{Cu}^{2+}$  reacts with  $\text{NH}_3$  to form  $\text{Cu}(\text{NH}_3)_4^{2+}(\text{aq})$ .]
- $\text{NaCl}(\text{s})$  is added to the silver half-cell compartment. [Hint:  $\text{Ag}^{+}$  reacts with  $\text{Cl}^{-}$  to form  $\text{AgCl}(\text{s})$ .]
- Water is added to both half-cell compartments until the volume of solution is doubled.
- The silver electrode is replaced with a platinum electrode.



118. A standard galvanic cell is constructed so that the overall cell reaction is

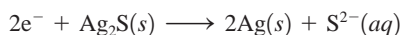


where M is an unknown metal. If  $\Delta G^{\circ} = -411 \text{ kJ}$  for the overall cell reaction, identify the metal used to construct the standard cell.

119. The black silver sulfide discoloration of silverware can be removed by heating the silver article in a sodium carbonate solution in an aluminum pan. The reaction is



- Using data in Appendix 4, calculate  $\Delta G^{\circ}$ ,  $K$ , and  $\mathcal{E}^{\circ}$  for the above reaction at  $25^{\circ}\text{C}$ . (For  $\text{Al}^{3+}(\text{aq})$ ,  $\Delta G_f^{\circ} = -480. \text{ kJ/mol}$ .)
- Calculate the value of the standard reduction potential for the following half-reaction:



120. In 1973 the wreckage of the Civil War ironclad USS *Monitor* was discovered near Cape Hatteras, North Carolina. [The *Monitor* and the CSS *Virginia* (formerly the USS *Merrimack*) fought the first battle between iron-armored ships.] In 1987 investigations were begun to see if the ship could be salvaged. It was reported in *Time* (June 22, 1987) that scientists were considering adding sacrificial anodes of zinc to the rapidly corroding metal hull of the *Monitor*. Describe how attaching zinc to the hull would protect the *Monitor* from further corrosion.

121. When aluminum foil is placed in hydrochloric acid, nothing happens for the first 30 seconds or so. This is followed by vigorous

bubbling and the eventual disappearance of the foil. Explain these observations.

122. Which of the following statements concerning corrosion is/are true? For the false statements, correct them.

- Corrosion is an example of an electrolytic process.
- Corrosion of steel involves the reduction of iron coupled with the oxidation of oxygen.
- Steel rusts more easily in the dry (arid) Southwest states than in the humid Midwest states.
- Salting roads in the winter has the added benefit of hindering the corrosion of steel.
- The key to cathodic protection is to connect via a wire a metal more easily oxidized than iron to the steel surface to be protected.

123. A patent attorney has asked for your advice concerning the merits of a patent application that describes a single aqueous galvanic cell capable of producing a 12-V potential. Comment.

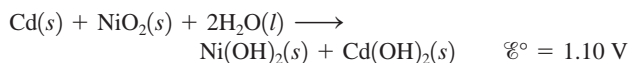
124. The overall reaction and equilibrium constant value for a hydrogen–oxygen fuel cell at 298 K is



- Calculate  $\mathcal{E}^{\circ}$  and  $\Delta G^{\circ}$  at 298 K for the fuel cell reaction.
- Predict the signs of  $\Delta H^{\circ}$  and  $\Delta S^{\circ}$  for the fuel cell reaction.
- As temperature increases, does the maximum amount of work obtained from the fuel cell reaction increase, decrease, or remain the same? Explain.

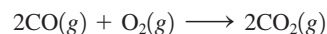
125. What is the maximum work that can be obtained from a hydrogen–oxygen fuel cell at standard conditions that produces 1.00 kg water at  $25^{\circ}\text{C}$ ? Why do we say that this is the maximum work that can be obtained? What are the advantages and disadvantages in using fuel cells rather than the corresponding combustion reactions to produce electricity?

126. The overall reaction and standard cell potential at  $25^{\circ}\text{C}$  for the rechargeable nickel–cadmium alkaline battery is

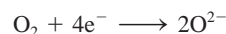



For every mole of Cd consumed in the cell, what is the maximum useful work that can be obtained at standard conditions?

127. An experimental fuel cell has been designed that uses carbon monoxide as fuel. The overall reaction is



The two half-cell reactions are



The two half-reactions are carried out in separate compartments connected with a solid mixture of  $\text{CeO}_2$  and  $\text{Gd}_2\text{O}_3$ . Oxide ions can move through this solid at high temperatures (about  $800^{\circ}\text{C}$ ).  $\Delta G$  for the overall reaction at  $800^{\circ}\text{C}$  under certain concentration conditions is  $-380 \text{ kJ}$ . Calculate the cell potential for this fuel cell at the same temperature and concentration conditions.

128. It took 150. s for a current of 1.25 A to plate out 0.109 g of a metal from a solution containing its cations. Show that it is not possible for the cations to have a charge of  $1+$ .

129. Gold is produced electrochemically from an aqueous solution of  $\text{Au}(\text{CN})_2^-$  containing an excess of  $\text{CN}^-$ . Gold metal and oxygen gas are produced at the electrodes. What amount (moles) of  $\text{O}_2$  will be produced during the production of 1.00 mol gold?
130. In the electrolysis of a sodium chloride solution, what volume of  $\text{H}_2(\text{g})$  is produced in the same time it takes to produce 257 L  $\text{Cl}_2(\text{g})$ , with both volumes measured at  $50.^\circ\text{C}$  and 2.50 atm?
131. An aqueous solution of an unknown salt of ruthenium is electrolyzed by a current of 2.50 A passing for 50.0 min. If 2.618 g Ru is produced at the cathode, what is the charge on the ruthenium ions in solution?
132. It takes 15 kWh (kilowatt-hours) of electrical energy to produce 1.0 kg aluminum metal from aluminum oxide by the Hall-Heroult process. Compare this to the amount of energy necessary to melt 1.0 kg aluminum metal. Why is it economically feasible to recycle aluminum cans? [The enthalpy of fusion for aluminum metal is  $10.7 \text{ kJ/mol}$  ( $1 \text{ watt} = 1 \text{ J/s}$ ).]
133. a. In the electrolysis of an aqueous solution of  $\text{Na}_2\text{SO}_4$ , what reactions occur at the anode and the cathode (assuming standard conditions)?

	$\mathcal{E}^\circ$
$\text{S}_2\text{O}_8^{2-} + 2\text{e}^- \longrightarrow 2\text{SO}_4^{2-}$	2.01 V
$\text{O}_2 + 4\text{H}^+ + 4\text{e}^- \longrightarrow 2\text{H}_2\text{O}$	1.23 V
$2\text{H}_2\text{O} + 2\text{e}^- \longrightarrow \text{H}_2 + 2\text{OH}^-$	-0.83 V
$\text{Na}^+ + \text{e}^- \longrightarrow \text{Na}$	-2.71 V

- b. When water containing a small amount ( $\sim 0.01 \text{ M}$ ) of sodium sulfate is electrolyzed, measurement of the volume of gases generated consistently gives a result that the volume ratio of hydrogen to oxygen is not quite 2:1. To what do you attribute this discrepancy? Predict whether the measured ratio is greater than or less than 2:1. (*Hint*: Consider overvoltage.)

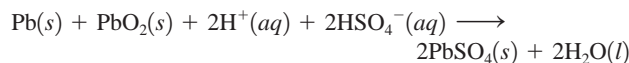
### ► Challenge Problems

134. Balance the following equations by the half-reaction method.
- $\text{Fe}(\text{s}) + \text{HCl}(\text{aq}) \longrightarrow \text{HFeCl}_4(\text{aq}) + \text{H}_2(\text{g})$
  - $\text{IO}_3^-(\text{aq}) + \text{I}^-(\text{aq}) \xrightarrow{\text{Acid}} \text{I}_3^-(\text{aq})$
  - $\text{Cr}(\text{NCS})_6^{4-}(\text{aq}) + \text{Ce}^{4+}(\text{aq}) \xrightarrow{\text{Acid}} \text{Cr}^{3+}(\text{aq}) + \text{Ce}^{3+}(\text{aq}) + \text{NO}_3^-(\text{aq}) + \text{CO}_2(\text{g}) + \text{SO}_4^{2-}(\text{aq})$
  - $\text{CrI}_3(\text{s}) + \text{Cl}_2(\text{g}) \xrightarrow{\text{Base}} \text{CrO}_4^{2-}(\text{aq}) + \text{IO}_4^-(\text{aq}) + \text{Cl}^-(\text{aq})$
  - $\text{Fe}(\text{CN})_6^{4-}(\text{aq}) + \text{Ce}^{4+}(\text{aq}) \xrightarrow{\text{Base}} \text{Ce}(\text{OH})_3(\text{s}) + \text{Fe}(\text{OH})_3(\text{s}) + \text{CO}_3^{2-}(\text{aq}) + \text{NO}_3^-(\text{aq})$
135. Combine the equations

$$\Delta G^\circ = -nF\mathcal{E}^\circ \quad \text{and} \quad \Delta G^\circ = \Delta H^\circ - T\Delta S^\circ$$

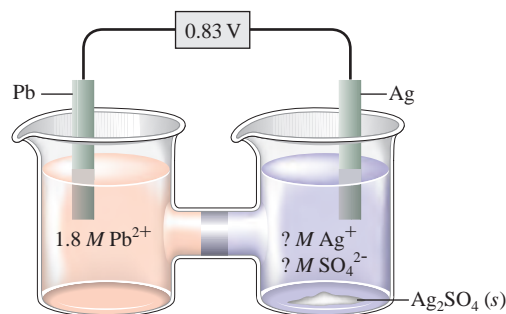
to derive an expression for  $\mathcal{E}^\circ$  as a function of temperature. Describe how one can graphically determine  $\Delta H^\circ$  and  $\Delta S^\circ$  from measurements of  $\mathcal{E}^\circ$  at different temperatures, assuming that  $\Delta H^\circ$  and  $\Delta S^\circ$  do not depend on temperature. What property would you look for in designing a reference half-cell that would produce a potential relatively stable with respect to temperature?

136. The overall reaction in the lead storage battery is



- For the cell reaction  $\Delta H^\circ = -315.9 \text{ kJ}$  and  $\Delta S^\circ = 263.5 \text{ J/K}$ . Calculate  $\mathcal{E}^\circ$  at  $-20.^\circ\text{C}$ . Assume  $\Delta H^\circ$  and  $\Delta S^\circ$  do not depend on temperature.
- Calculate  $\mathcal{E}$  at  $-20.^\circ\text{C}$  when  $[\text{HSO}_4^-] = [\text{H}^+] = 4.5 \text{ M}$ .
- Consider your answer to Exercise 67. Why does it seem that batteries fail more often on cold days than on warm days?

137. Consider the following galvanic cell:



Calculate the  $K_{\text{sp}}$  value for  $\text{Ag}_2\text{SO}_4(\text{s})$ . Note that to obtain silver ions in the right compartment (the cathode compartment), excess solid  $\text{Ag}_2\text{SO}_4$  was added and some of the salt dissolved.

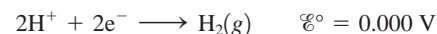
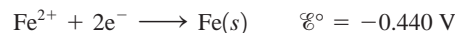
138. A zinc-copper battery is constructed as follows at  $25^\circ\text{C}$ :



The mass of each electrode is 200. g.

- Calculate the cell potential when this battery is first connected.
- Calculate the cell potential after 10.0 A of current has flowed for 10.0 h. (Assume each half-cell contains 1.00 L of solution.)
- Calculate the mass of each electrode after 10.0 h.
- How long can this battery deliver a current of 10.0 A before it goes dead?

139. A galvanic cell is based on the following half-reactions:



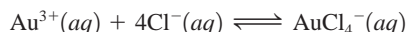
where the iron compartment contains an iron electrode and  $[\text{Fe}^{2+}] = 1.00 \times 10^{-3} \text{ M}$  and the hydrogen compartment contains a platinum electrode,  $P_{\text{H}_2} = 1.00 \text{ atm}$ , and a weak acid, HA, at an initial concentration of 1.00 M. If the observed cell potential is 0.333 V at  $25^\circ\text{C}$ , calculate the  $K_{\text{a}}$  value for the weak acid HA.

140. Consider a cell based on the following half-reactions:



- Draw this cell under standard conditions, labeling the anode, the cathode, the direction of electron flow, and the concentrations, as appropriate.

- b. When enough  $\text{NaCl}(s)$  is added to the compartment containing gold to make the  $[\text{Cl}^-] = 0.10 \text{ M}$ , the cell potential is observed to be  $0.31 \text{ V}$ . Assume that  $\text{Au}^{3+}$  is reduced and assume that the reaction in the compartment containing gold is



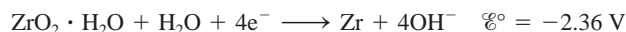
Calculate the value of  $K$  for this reaction at  $25^\circ\text{C}$ .

141. The measurement of pH using a glass electrode obeys the Nernst equation. The typical response of a pH meter at  $25.00^\circ\text{C}$  is given by the equation

$$\mathcal{E}_{\text{meas}} = \mathcal{E}_{\text{ref}} + 0.05916 \text{ pH}$$

where  $\mathcal{E}_{\text{ref}}$  contains the potential of the reference electrode and all other potentials that arise in the cell that are not related to the hydrogen ion concentration. Assume that  $\mathcal{E}_{\text{ref}} = 0.250 \text{ V}$  and that  $\mathcal{E}_{\text{meas}} = 0.480 \text{ V}$ .

- a. What is the uncertainty in the values of pH and  $[\text{H}^+]$  if the uncertainty in the measured potential is  $\pm 1 \text{ mV}$  ( $\pm 0.001 \text{ V}$ )?  
 b. To what precision must the potential be measured for the uncertainty in pH to be  $\pm 0.02 \text{ pH unit}$ ?
142. Zirconium is one of the few metals that retains its structural integrity upon exposure to radiation. For this reason, the fuel rods in most nuclear reactors are made of zirconium. Answer the following questions about the redox properties of zirconium based on the half-reaction

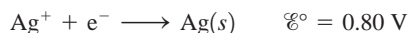


- a. Is zirconium metal capable of reducing water to form hydrogen gas at standard conditions?  
 b. Write a balanced equation for the reduction of water by zirconium metal.  
 c. Calculate  $\mathcal{E}^\circ$ ,  $\Delta G^\circ$ , and  $K$  for the reduction of water by zirconium metal.  
 d. The reduction of water by zirconium occurred during the accident at Three Mile Island, Pennsylvania, in 1979. The hydrogen produced was successfully vented and no chemical explosion occurred. If  $1.00 \times 10^3 \text{ kg}$  Zr reacts, what mass of  $\text{H}_2$  is produced? What volume of  $\text{H}_2$  at  $1.0 \text{ atm}$  and  $1000.^\circ\text{C}$  is produced?  
 e. At Chernobyl, USSR, in 1986, hydrogen was produced by the reaction of superheated steam with the graphite reactor core:



A chemical explosion involving the hydrogen gas did occur at Chernobyl. In light of this fact, do you think it was a correct decision to vent the hydrogen and other radioactive gases into the atmosphere at Three Mile Island? Explain.

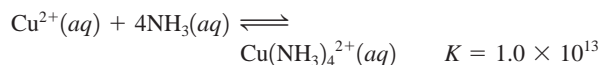
143. A galvanic cell is based on the following half-reactions:



In this cell, the silver compartment contains a silver electrode and excess  $\text{AgCl}(s)$  ( $K_{\text{sp}} = 1.6 \times 10^{-10}$ ), and the copper compartment contains a copper electrode and  $[\text{Cu}^{2+}] = 2.0 \text{ M}$ .

- a. Calculate the potential for this cell at  $25^\circ\text{C}$ .  
 b. Assuming  $1.0 \text{ L}$  of  $2.0 \text{ M}$   $\text{Cu}^{2+}$  in the copper compartment, calculate the moles of  $\text{NH}_3$  that would have to be added to

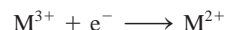
give a cell potential of  $0.52 \text{ V}$  at  $25^\circ\text{C}$  (assume no volume change on addition of  $\text{NH}_3$ ).



144. Given the following two standard reduction potentials,




solve for the standard reduction potential of the half-reaction



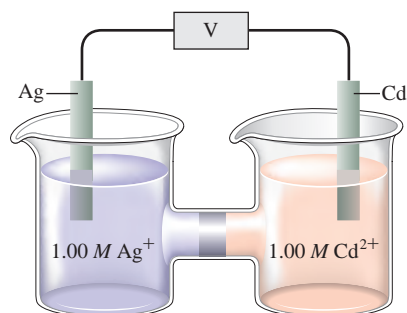
(Hint: You must use the extensive property  $\Delta G^\circ$  to determine the standard reduction potential.)

145. You make a galvanic cell with a piece of nickel,  $1.0 \text{ M}$   $\text{Ni}^{2+}(aq)$ , a piece of silver, and  $1.0 \text{ M}$   $\text{Ag}^+(aq)$ . Calculate the concentrations of  $\text{Ag}^+(aq)$  and  $\text{Ni}^{2+}(aq)$  once the cell is “dead.”

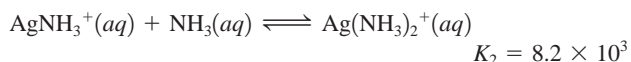
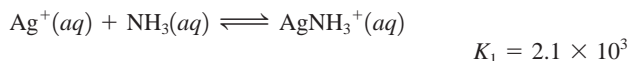
146. A chemist wishes to determine the concentration of  $\text{CrO}_4^{2-}$  electrochemically. A cell is constructed consisting of a saturated calomel electrode (SCE; see Exercise 115) and a silver wire coated with  $\text{Ag}_2\text{CrO}_4$ . The  $\mathcal{E}^\circ$  value for the following half-reaction is  $+0.446 \text{ V}$  relative to the standard hydrogen electrode:



- a. Calculate  $\mathcal{E}_{\text{cell}}$  and  $\Delta G$  at  $25^\circ\text{C}$  for the cell reaction when  $[\text{CrO}_4^{2-}] = 1.00 \text{ mol/L}$ .  
 b. Write the Nernst equation for the cell. Assume that the SCE concentrations are constant.  
 c. If the coated silver wire is placed in a solution (at  $25^\circ\text{C}$ ) in which  $[\text{CrO}_4^{2-}] = 1.00 \times 10^{-5} \text{ M}$ , what is the expected cell potential?  
 d. The measured cell potential at  $25^\circ\text{C}$  is  $0.504 \text{ V}$  when the coated wire is dipped into a solution of unknown  $[\text{CrO}_4^{2-}]$ . What is  $[\text{CrO}_4^{2-}]$  for this solution?  
 e. Using data from this problem and from Table 18.1, calculate the solubility product ( $K_{\text{sp}}$ ) for  $\text{Ag}_2\text{CrO}_4$ .
147. Consider the following galvanic cell:



A  $15.0\text{-mol}$  sample of  $\text{NH}_3$  is added to the Ag compartment (assume  $1.00 \text{ L}$  of total solution after the addition). The silver ion reacts with ammonia to form complex ions as shown:

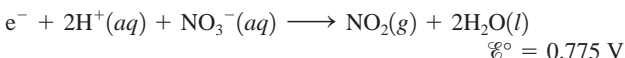
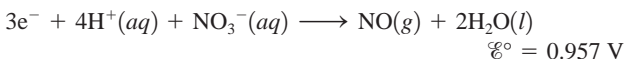


Calculate the cell potential after the addition of  $15.0 \text{ mol}$   $\text{NH}_3$ .

148. When copper reacts with nitric acid, a mixture of NO(g) and NO<sub>2</sub>(g) is evolved. The volume ratio of the two product gases depends on the concentration of the nitric acid according to the equilibrium



Consider the following standard reduction potentials at 25°C:

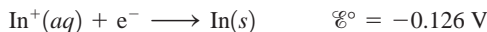
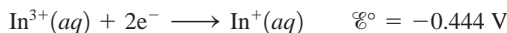


- Calculate the equilibrium constant for the above reaction.
- What concentration of nitric acid will produce a NO and NO<sub>2</sub> mixture with only 0.20% NO<sub>2</sub> (by moles) at 25°C and 1.00 atm? Assume that no other gases are present and that the change in acid concentration can be neglected.

### ► Integrative Problems

These problems require the integration of multiple concepts to find the solutions.

149. The following standard reduction potentials have been determined for the aqueous chemistry of indium:




- What is the equilibrium constant for the disproportionation reaction, where a species is both oxidized and reduced, shown below?



- What is  $\Delta G_f^\circ$  for In<sup>+</sup>(aq) if  $\Delta G_f^\circ = -97.9 \text{ kJ/mol}$  for In<sup>3+</sup>(aq)?

150. An electrochemical cell is set up using the following unbalanced reaction:



The standard reduction potentials are:



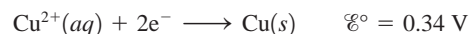
The cell contains 0.10 M N<sup>2+</sup> and produces a voltage of 0.180 V. If the concentration of M<sup>a+</sup> is such that the value of the reaction quotient  $Q$  is  $9.32 \times 10^{-3}$ , calculate [M<sup>a+</sup>]. Calculate  $w_{\text{max}}$  for this electrochemical cell.

151. Three electrochemical cells were connected in series so that the same quantity of electrical current passes through all three cells. In the first cell, 1.15 g chromium metal was deposited from a chromium(III) nitrate solution. In the second cell, 3.15 g osmium was deposited from a solution made of Os<sup>n+</sup> and nitrate ions. What is the name of the salt? In the third cell, the electrical charge passed through a solution containing X<sup>2+</sup> ions caused deposition of 2.11 g metallic X. What is the electron configuration of X?

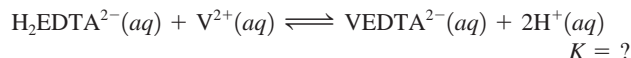
### ► Marathon Problems

These problems are designed to incorporate several concepts and techniques into one situation.

152. A galvanic cell is based on the following half-reactions:



In this cell, the copper compartment contains a copper electrode and [Cu<sup>2+</sup>] = 1.00 M, and the vanadium compartment contains a vanadium electrode and V<sup>2+</sup> at an unknown concentration. The compartment containing the vanadium (1.00 L of solution) was titrated with 0.0800 M H<sub>2</sub>EDTA<sup>2-</sup>, resulting in the reaction




The potential of the cell was monitored to determine the stoichiometric point for the process, which occurred at a volume of 500.0 mL H<sub>2</sub>EDTA<sup>2-</sup> solution added. At the stoichiometric point,  $\mathcal{E}_{\text{cell}}$  was observed to be 1.98 V. The solution was buffered at a pH of 10.00.

- Calculate  $\mathcal{E}_{\text{cell}}$  before the titration was carried out.
  - Calculate the value of the equilibrium constant,  $K$ , for the titration reaction.
  - Calculate  $\mathcal{E}_{\text{cell}}$  at the halfway point in the titration.
153. The table below lists the cell potentials for the 10 possible galvanic cells assembled from the metals A, B, C, D, and E, and their respective 1.00 M 2+ ions in solution. Using the data in the table, establish a standard reduction potential table similar to Table 18.1 in the text. Assign a reduction potential of 0.00 V to the half-reaction that falls in the middle of the series. You should get two different tables. Explain why, and discuss what you could do to determine which table is correct.

	A(s) in A <sup>2+</sup> (aq)	B(s) in B <sup>2+</sup> (aq)	C(s) in C <sup>2+</sup> (aq)	D(s) in D <sup>2+</sup> (aq)
E(s) in E <sup>2+</sup> (aq)	0.28 V	0.81 V	0.13 V	1.00 V
D(s) in D <sup>2+</sup> (aq)	0.72 V	0.19 V	1.13 V	—
C(s) in C <sup>2+</sup> (aq)	0.41 V	0.94 V	—	—
B(s) in B <sup>2+</sup> (aq)	0.53 V	—	—	—

# The Nucleus: A Chemist's View

- 19.1** ▶ Nuclear Stability and Radioactive Decay
  - Types of Radioactive Decay
- 19.2** ▶ The Kinetics of Radioactive Decay
  - Half-Life
- 19.3** ▶ Nuclear Transformations
- 19.4** ▶ Detection and Uses of Radioactivity
  - Dating by Radioactivity
  - Medical Applications of Radioactivity
- 19.5** ▶ Thermodynamic Stability of the Nucleus
- 19.6** ▶ Nuclear Fission and Nuclear Fusion
  - Nuclear Fission
  - Nuclear Reactors
  - Breeder Reactors
  - Fusion
- 19.7** ▶ Effects of Radiation



A night view of a nuclear power plant cooling tower in Arkansas.

**S**ince the chemistry of an atom is determined by the number and arrangement of its electrons, the properties of the nucleus are not of primary importance to chemists. In the simplest view, the nucleus provides the positive charge to bind the electrons in atoms and molecules. However, a quick reading of any daily newspaper will show you that the nucleus and its properties have an important impact on our society. This chapter considers those aspects of the nucleus about which everyone should have some knowledge.

Several aspects of the nucleus are immediately impressive: its very small size, its very large density, and the magnitude of the energy that holds it together. The radius of a typical nucleus appears to be about  $10^{-13}$  cm. This can be compared to the radius of a typical atom, which is on the order of  $10^{-8}$  cm. A visualization will help you appreciate the small size of the nucleus: If the nucleus of the hydrogen atom were the size of a Ping-Pong ball, the electron in the  $1s$  orbital would be, on average, 0.5 kilometer (0.3 mile) away. The density of the nucleus is equally impressive—approximately  $1.6 \times 10^{14}$  g/cm<sup>3</sup>. A sphere of nuclear material the size of a Ping-Pong ball would have a mass of 2.5 billion tons! In addition, the energies involved in nuclear processes are typically millions of times larger than those associated with normal chemical reactions. This fact makes nuclear processes very attractive for feeding the voracious energy appetite of our civilization.

*Atomos*, the Greek root of the word *atom*, means “indivisible.” It was originally believed that the atom was the ultimate indivisible particle of which all matter was composed. However, as we discussed in Chapter 2, Lord Rutherford showed in 1911 that the atom is not homogeneous, but rather has a dense, positively charged center surrounded by electrons. Subsequently, scientists have learned that the nucleus of the atom can be subdivided into particles called **neutrons** and **protons**. In fact, in the past two decades it has become apparent that even the protons and neutrons are composed of smaller particles called *quarks*.

For most purposes, the nucleus can be regarded as a collection of **nucleons** (neutrons and protons), and the internal structures of these particles can be ignored. As we discussed in Chapter 2, the number of protons in a particular nucleus is called the **atomic number** ( $Z$ ), and the sum of the neutrons and protons is the **mass number** ( $A$ ). Atoms that have identical atomic numbers but different mass number values are called **isotopes**. However, we usually do not use the singular form *isotope* to refer to a particular member of a group of isotopes. Rather, we use the term *nuclide*. A **nuclide** is a unique atom, represented by the symbol



where X represents the symbol for a particular element. For example, the following nuclides constitute the isotopes of carbon: carbon-12 ( ${}^{12}_6\text{C}$ ), carbon-13 ( ${}^{13}_6\text{C}$ ), and carbon-14 ( ${}^{14}_6\text{C}$ ).

The atomic number  $Z$  is the number of protons in a nucleus; the mass number  $A$  is the sum of protons and neutrons in a nucleus.

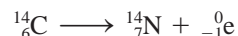
The term *isotopes* refers to a group of nuclides with the same atomic number. Each individual atom is properly called a *nuclide*, not an isotope.

## 19.1 ► Nuclear Stability and Radioactive Decay

Nuclear stability is the central topic of this chapter and forms the basis for all the important applications related to nuclear processes. Nuclear stability can be considered from both a kinetic and a thermodynamic point of view. **Thermodynamic stability**, as we will use the term here, refers to the potential energy of a particular nucleus as compared with the sum of the potential energies of its component protons and neutrons. We will use the term **kinetic stability** to describe the probability that a nucleus will undergo decomposition

to form a different nucleus—a process called **radioactive decay**. We will consider radioactivity in this section.

Many nuclei are radioactive; that is, they decompose, forming another nucleus and producing one or more particles. An example is carbon-14, which decays as follows:



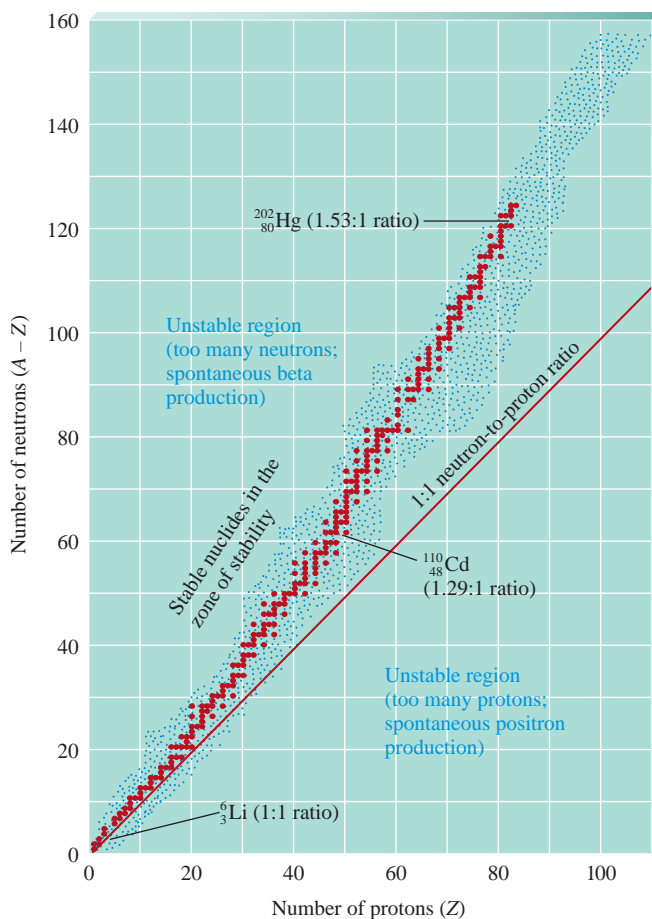
where  ${}^0_{-1}\text{e}$  represents an electron, which is called a **beta particle**, or  **$\beta$  particle**, in nuclear terminology. This equation is typical of those representing radioactive decay in that both  $A$  and  $Z$  must be conserved. That is, the  $Z$  values must give the same sum on both sides of the equation ( $6 = 7 - 1$ ), as must the  $A$  values ( $14 = 14 + 0$ ).

Of the approximately 2000 known nuclides, only 279 are stable with respect to radioactive decay. Tin has the largest number of stable isotopes—10.

It is instructive to examine how the numbers of neutrons and protons in a nucleus are related to its stability with respect to radioactive decay. Figure 19.1 shows a plot of the positions of the stable nuclei as a function of the number of protons ( $Z$ ) and the number of neutrons ( $A - Z$ ). The stable nuclides are said to reside in the **zone of stability**.

The following are some important observations concerning radioactive decay:

- All nuclides with 84 or more protons are unstable with respect to radioactive decay.
- Light nuclides are stable when  $Z$  equals  $A - Z$ , that is, when the neutron/proton ratio is 1. However, for heavier elements the neutron/proton ratio required for stability is greater than 1 and increases with  $Z$ .



**Figure 19.1**

The zone of stability. The red dots indicate the nuclides that *do not* undergo radioactive decay. Note that as the number of protons in a nuclide increases, the neutron/proton ratio required for stability also increases.

**Table 19.1** ▶ Number of Stable Nuclides Related to Numbers of Protons and Neutrons

Number of Protons	Number of Neutrons	Number of Stable Nuclides	Examples
Even	Even	168	$^{12}_6\text{C}$ , $^{16}_8\text{O}$
Even	Odd	57	$^{13}_6\text{C}$ , $^{47}_{22}\text{Ti}$
Odd	Even	50	$^{19}_9\text{F}$ , $^{23}_{11}\text{Na}$
Odd	Odd	4	$^1_1\text{H}$ , $^3_3\text{Li}$

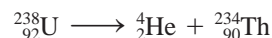
Note: Even numbers of protons and neutrons seem to favor stability.

- Certain combinations of protons and neutrons seem to confer special stability. For example, nuclides with even numbers of protons and neutrons are more often stable than those with odd numbers, as shown by the data in Table 19.1.
- There are also certain specific numbers of protons or neutrons that produce especially stable nuclides. These *magic numbers* are 2, 8, 20, 28, 50, 82, and 126. This behavior parallels that for atoms in which certain numbers of electrons (2, 10, 18, 36, 54, and 86) produce special chemical stability (the noble gases).

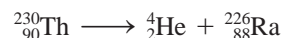
## Types of Radioactive Decay

Radioactive nuclei can undergo decomposition in various ways. These decay processes fall into two categories: those that involve a change in the mass number of the decaying nucleus and those that do not. We will consider the former type of process first.

An **alpha particle**, or  **$\alpha$  particle**, is a helium nucleus ( $^4_2\text{He}$ ). **Alpha-particle production** is a very common mode of decay for heavy radioactive nuclides. For example,  $^{238}_{92}\text{U}$ , the predominant (99.3%) isotope of natural uranium, decays by  $\alpha$ -particle production:

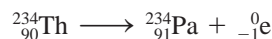


Another  $\alpha$ -particle producer is  $^{230}_{90}\text{Th}$ :

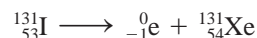


Another decay process in which the mass number of the decaying nucleus changes is **spontaneous fission**, the splitting of a heavy nuclide into two lighter nuclides with similar mass numbers. Although this process occurs at an extremely slow rate for most nuclides, it is important in some cases, such as for  $^{254}_{98}\text{Cf}$ , where spontaneous fission is the predominant mode of decay.

The most common decay process in which the mass number of the decaying nucleus remains constant is  **$\beta$ -particle production**. For example, the thorium-234 nuclide produces a  $\beta$  particle and is converted to protactinium-234:



Iodine-131 is also a  $\beta$ -particle producer:



The  $\beta$  particle is assigned the mass number 0, since its mass is tiny compared with that of a proton or neutron. Because the value of  $Z$  is  $-1$  for the  $\beta$  particle, the atomic number for the new nuclide is greater by 1 than for the original nuclide. Thus *the net effect of  $\beta$ -particle production is to change a neutron to a proton*. We therefore expect nuclides that lie above the zone of stability (those nuclides whose neutron/proton ratios are too high) to be  $\beta$ -particle producers.

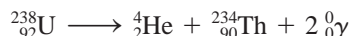
It should be pointed out that although the  $\beta$  particle is an electron, the emitting nucleus does not contain electrons. As we shall see later in this chapter, a given quantity of

$\alpha$ -particle production involves a change in  $A$  for the decaying nucleus;  $\beta$ -particle production has no effect on  $A$ .



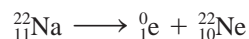
energy (which is best regarded as a form of matter) can become a particle (another form of matter) under certain circumstances. The unstable nuclide creates an electron as it releases energy in the decay process. The electron thus results from the decay process rather than being present before the decay occurs. Think of this as somewhat like talking: Words are not stored inside us but are formed as we speak. Later in this chapter we will discuss in more detail this very interesting phenomenon where matter in the form of particles and matter in the form of energy can interchange.

A **gamma ray**, or  **$\gamma$  ray**, refers to a high-energy photon. Frequently,  $\gamma$ -ray production accompanies nuclear decays and particle reactions, such as in the  $\alpha$ -particle decay of  $^{238}_{92}\text{U}$ :



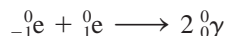
where two  $\gamma$  rays of different energies are produced in addition to the  $\alpha$  particle. The emission of  $\gamma$  rays is one way a nucleus with excess energy (in an excited nuclear state) can relax to its ground state.

**Positron production** occurs for nuclides that are below the zone of stability (those nuclides whose neutron/proton ratios are too small). The positron is a particle with the same mass as the electron but opposite charge. An example of a nuclide that decays by positron production is sodium-22:



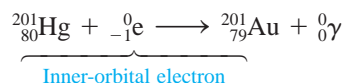
Note that *the net effect is to change a proton to a neutron*, causing the product nuclide to have a higher neutron/proton ratio than the original nuclide.

Besides being oppositely charged, the positron shows an even more fundamental difference from the electron: It is the *antiparticle* of the electron. When a positron collides with an electron, the particulate matter is changed to electromagnetic radiation in the form of high-energy photons:



This process, which is characteristic of matter–antimatter collisions, is called *annihilation* and is another example of the interchange of the forms of matter.

**Electron capture** is a process in which one of the inner-orbital electrons is captured by the nucleus, as illustrated by the process



This reaction would have been of great interest to the alchemists, but unfortunately it does not occur at a rate that would make it a practical means for changing mercury to gold. Gamma rays are always produced along with electron capture to release excess energy. The various types of radioactive decay are summarized in Table 19.2.

**Table 19.2** ▶ Various Types of Radioactive Processes Showing the Changes That Take Place in the Nuclides

Process	Change in A	Change in Z	Change in Neutron/Proton Ratio	Example
$\beta$ -particle (electron) production	0	+1	Decrease	$^{227}_{89}\text{Ac} \longrightarrow ^{227}_{90}\text{Th} + ^0_{-1}\text{e}$
Positron production	0	-1	Increase	$^{13}_7\text{N} \longrightarrow ^{13}_6\text{C} + ^0_1\text{e}$
Electron capture	0	-1	Increase	$^{73}_{33}\text{As} + ^0_{-1}\text{e} \longrightarrow ^{73}_{32}\text{Ge}$
$\alpha$ -particle production	-4	-2	Increase	$^{210}_{84}\text{Po} \longrightarrow ^{206}_{82}\text{Pb} + ^4_2\text{He}$
$\gamma$ -ray production	0	0	—	Excited nucleus $\longrightarrow$ ground-state nucleus + $^0_0\gamma$
Spontaneous fission	—	—	—	$^{254}_{98}\text{Cf} \longrightarrow$ lighter nuclides + neutrons

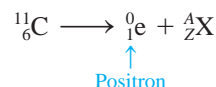
**EXAMPLE 19.1** — **Nuclear Equations I**

Write balanced equations for each of the following processes.

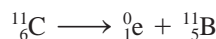
- $^{11}_6\text{C}$  produces a positron.
- $^{214}_{83}\text{Bi}$  produces a  $\beta$  particle.
- $^{237}_{93}\text{Np}$  produces an  $\alpha$  particle.

**Solution**

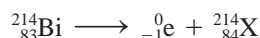
- a. We must find the product nuclide represented by  $^A_Z\text{X}$  in the following equation:



We can find the identity of  $^A_Z\text{X}$  by recognizing that the total of the  $Z$  and  $A$  values must be the same on both sides of the equation. Thus for  $X$ ,  $Z$  must be  $6 - 1 = 5$  and  $A$  must be  $11 - 0 = 11$ . Therefore,  $^A_Z\text{X}$  is  $^{11}_5\text{B}$ . (The fact that  $Z$  is 5 tells us that the nuclide is boron.) Thus the balanced equation is

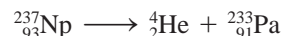


- b. Knowing that a  $\beta$  particle is represented by  $^0_{-1}\text{e}$  and that  $Z$  and  $A$  are conserved, we can write



so  $^A_Z\text{X}$  must be  $^{214}_{84}\text{Po}$ .

- c. Since an  $\alpha$  particle is represented by  $^4_2\text{He}$ , the balanced equation must be



**SEE EXERCISES 19.11 AND 19.13**

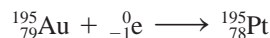
**EXAMPLE 19.2** — **Nuclear Equations II**

In each of the following nuclear reactions, supply the missing particle.

- $^{195}_{79}\text{Au} + ? \rightarrow ^{195}_{78}\text{Pt}$
- $^{38}_{19}\text{K} \rightarrow ^{38}_{18}\text{Ar} + ?$

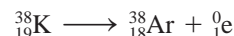
**Solution**

- a. Since  $A$  does not change and  $Z$  decreases by 1, the missing particle must be an electron:



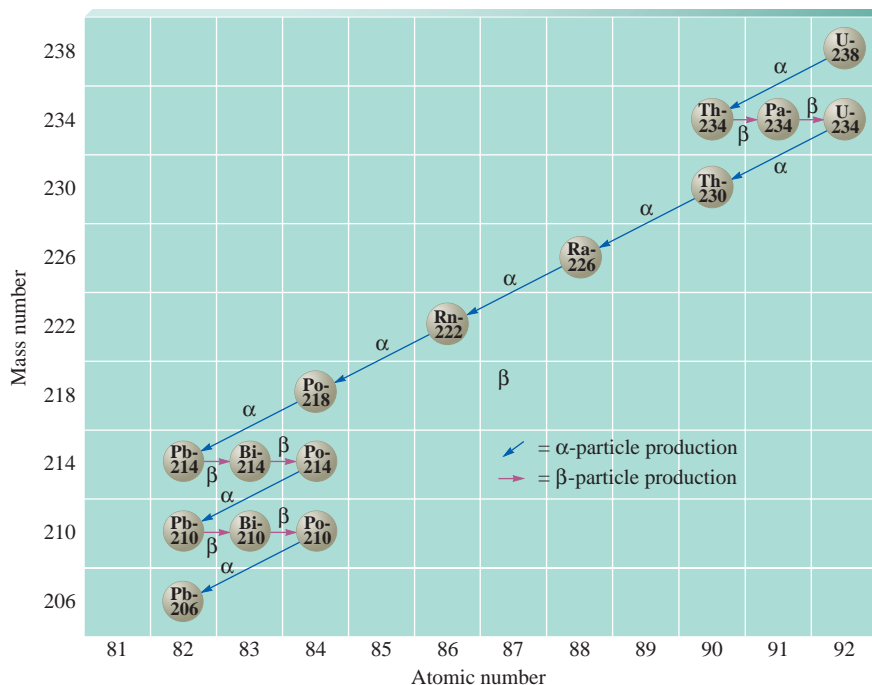
This is an example of electron capture.

- b. To conserve  $Z$  and  $A$ , the missing particle must be a positron:



Thus potassium-38 decays by positron production.

**SEE EXERCISES 19.12 AND 19.14**

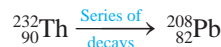
**Figure 19.2**

The decay series from  $^{238}_{92}\text{U}$  to  $^{206}_{82}\text{Pb}$ . Each nuclide in the series except  $^{206}_{82}\text{Pb}$  is radioactive, and the successive transformations (shown by the arrows) continue until  $^{238}_{92}\text{U}$  is finally formed. The horizontal red arrows indicate  $\beta$ -particle production ( $Z$  increases by 1 and  $A$  is unchanged). The diagonal blue arrows signify  $\alpha$ -particle production (both  $A$  and  $Z$  decrease).

Often a radioactive nucleus cannot reach a stable state through a single decay process. In such a case, a **decay series** occurs until a stable nuclide is formed. A well-known example is the decay series that starts with  $^{238}_{92}\text{U}$  and ends with  $^{206}_{82}\text{Pb}$ , as shown in Fig. 19.2. Similar series exist for  $^{235}_{92}\text{U}$ :



and for  $^{232}_{90}\text{Th}$ :



## 19.2 ► The Kinetics of Radioactive Decay

In a sample containing radioactive nuclides of a given type, each nuclide has a certain probability of undergoing decay. Suppose that a sample of 1000 atoms of a certain nuclide produces 10 decay events per hour. This means that over the span of an hour, 1 out of every 100 nuclides will decay. Given that this probability of decay is characteristic for this type of nuclide, we could predict that a 2000-atom sample would give 20 decay events per hour. Thus, for radioactive nuclides, the **rate of decay**, which is the negative of the change in the number of nuclides per unit time

$$\left( -\frac{\Delta N}{\Delta t} \right)$$

is directly proportional to the number of nuclides  $N$  in a given sample:

$$\text{Rate} = -\frac{\Delta N}{\Delta t} \propto N$$

The negative sign is included because the number of nuclides is decreasing. We now insert a proportionality constant  $k$  to give

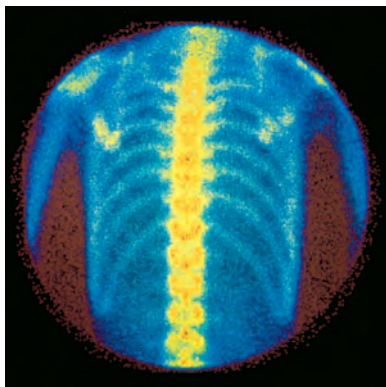
$$\text{Rate} = -\frac{\Delta N}{\Delta t} = kN$$

Rates of reaction are discussed in Chapter 12.

This is the rate law for a first-order process, as we saw in Chapter 12. As shown in Section 12.4, the integrated first-order rate law is

$$\ln\left(\frac{N}{N_0}\right) = -kt$$

where  $N_0$  represents the original number of nuclides (at  $t = 0$ ) and  $N$  represents the number remaining at time  $t$ .



The image of a bone scan of a normal chest (posterior view). Radioactive technetium-99m is injected into the patient and is then concentrated in bones, allowing a physician to look for abnormalities such as might be caused by cancer.

## Half-Life

The **half-life** ( $t_{1/2}$ ) of a radioactive sample is defined as the time required for the number of nuclides to reach half the original value ( $N_0/2$ ). We can use this definition in connection with the integrated first-order rate law (as we did in Section 12.4) to produce the following expression for  $t_{1/2}$ :

$$t_{1/2} = \frac{\ln(2)}{k} = \frac{0.693}{k}$$

Thus, if the half-life of a radioactive nuclide is known, the rate constant can be easily calculated, and vice versa.

### EXAMPLE 19.3

### Kinetics of Nuclear Decay I

Technetium-99m is used to form pictures of internal organs in the body and is often used to assess heart damage. The  $m$  for this nuclide indicates an excited nuclear state that decays to the ground state by gamma emission. The rate constant for decay of  $^{99m}_{43}\text{Tc}$  is known to be  $1.16 \times 10^{-1}/\text{h}$ . What is the half-life of this nuclide?

#### Solution

The half-life can be calculated from the expression

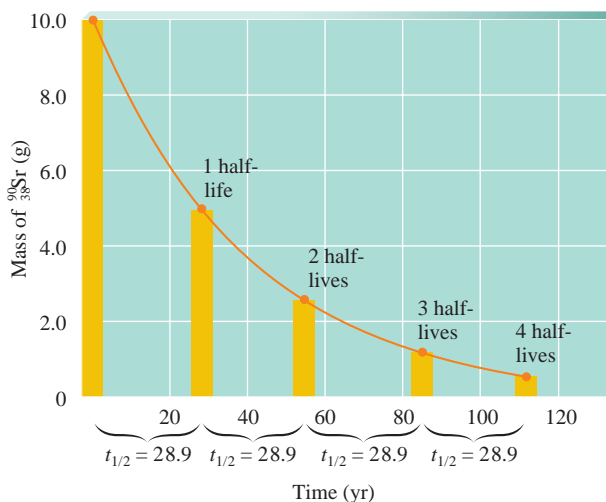
$$\begin{aligned} t_{1/2} &= \frac{0.693}{k} = \frac{0.693}{1.16 \times 10^{-1}/\text{h}} \\ &= 5.98 \text{ h} \end{aligned}$$

Thus it will take 5.98 h for a given sample of technetium-99m to decrease to half the original number of nuclides.

### SEE EXERCISE 19.23

As we saw in Section 12.4, the half-life for a first-order process is constant. This is shown for the  $\beta$ -particle decay of strontium-90 in Fig. 19.3; it takes 28.9 years for each halving of the amount of  $^{90}_{38}\text{Sr}$ . Contamination of the environment with  $^{90}_{38}\text{Sr}$  poses serious health hazards because of the similar chemistry of strontium and calcium (both are in Group 2A). Strontium-90 in grass and hay is incorporated into cow's milk along with calcium and is then passed on to humans, where it lodges in the bones. Because of its relatively long half-life, it persists for years in humans, causing radiation damage that may lead to cancer.

The harmful effects of radiation will be discussed in Section 19.7.

**Figure 19.3**

The decay of a 10.0-g sample of strontium-90 over time. Note that the half-life is a constant 28.9 years.

**EXAMPLE 19.4****Kinetics of Nuclear Decay II**

The half-life of molybdenum-99 is 66.0 h. How much of a 1.000-mg sample of  $^{99}_{42}\text{Mo}$  is left after 330 h?

**Solution**

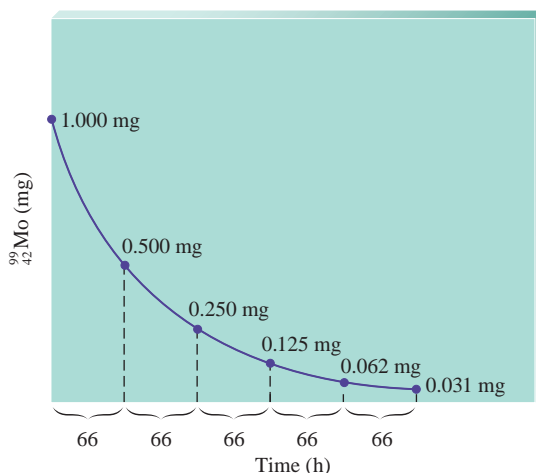
The easiest way to solve this problem is to recognize that 330 h represents five half-lives for  $^{99}_{42}\text{Mo}$ :

$$330 = 5 \times 66.0$$

We can sketch the change that occurs, as is shown in Fig. 19.4. Thus, after 330 h, 0.031 mg  $^{99}_{42}\text{Mo}$  remains.

**SEE EXERCISE 19.25**

The half-lives of radioactive nuclides vary over a tremendous range. For example,  $^{144}_{60}\text{Nd}$  has a half-life of  $2.3 \times 10^{15}$  years, while  $^{214}_{84}\text{Po}$  has a half-life of  $2 \times 10^{-4}$  second. To give you some perspective on this, the half-lives of the nuclides in the  $^{238}_{92}\text{U}$  decay series are given in Table 19.3.

**Figure 19.4**


The change in the amount of  $^{99}_{42}\text{Mo}$  with time ( $t_{1/2} = 66$  h).

Table 19.3 ► The Half-Lives of Nuclides in the  $^{238}_{92}\text{U}$  Decay Series

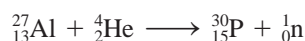
Nuclide	Particle Produced	Half-Life
Uranium-238 ( $^{238}_{92}\text{U}$ )	$\alpha$	$4.47 \times 10^9$ years
↓		
Thorium-234 ( $^{234}_{90}\text{Th}$ )	$\beta$	24.1 days
↓		
Protactinium-234 ( $^{234}_{91}\text{Pa}$ )	$\beta$	6.7 hours
↓		
Uranium-234 ( $^{234}_{92}\text{U}$ )	$\alpha$	$2.46 \times 10^5$ years
↓		
Thorium-230 ( $^{230}_{90}\text{Th}$ )	$\alpha$	$7.5 \times 10^4$ years
↓		
Radium-226 ( $^{226}_{88}\text{Ra}$ )	$\alpha$	$1.60 \times 10^3$ years
↓		
Radon-222 ( $^{222}_{86}\text{Rn}$ )	$\alpha$	3.82 days
↓		
Polonium-218 ( $^{218}_{84}\text{Po}$ )	$\alpha$	3.1 minutes
↓		
Lead-214 ( $^{214}_{82}\text{Pb}$ )	$\beta$	26.8 minutes
↓		
Bismuth-214 ( $^{214}_{83}\text{Bi}$ )	$\beta$	19.9 minutes
↓		
Polonium-214 ( $^{214}_{84}\text{Po}$ )	$\alpha$	$1.6 \times 10^{-4}$ second
↓		
Lead-210 ( $^{210}_{82}\text{Pb}$ )	$\beta$	22.2 years
↓		
Bismuth-210 ( $^{210}_{83}\text{Bi}$ )	$\beta$	5.0 days
↓		
Polonium-210 ( $^{210}_{84}\text{Po}$ )	$\alpha$	138.4 days
↓		
Lead-206 ( $^{206}_{82}\text{Pb}$ )	—	Stable

### 19.3 ► Nuclear Transformations

In 1919 Lord Rutherford observed the first **nuclear transformation**, *the change of one element into another*. He found that by bombarding  $^{14}_7\text{N}$  with  $\alpha$  particles, the nuclide  $^{17}_8\text{O}$  could be produced:




Fourteen years later, Irene Curie and her husband Frederick Joliot observed a similar transformation from aluminum to phosphorus:

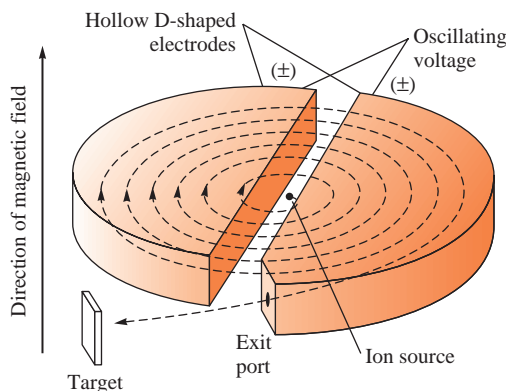


where  $^1_0\text{n}$  represents a neutron.

Over the years, many other nuclear transformations have been achieved, mostly using **particle accelerators**, which, as the name reveals, are devices used to give particles very high velocities. Because of the electrostatic repulsion between the target nucleus and a positive ion, accelerators are needed when positive ions are used as bombarding particles. The particle, accelerated to a very high velocity, can overcome the repulsion and penetrate the target nucleus, thus effecting the transformation. A schematic diagram of one type of particle accelerator, the **cyclotron**, is shown in Fig. 19.5. The ion is introduced at the center of the cyclotron and is accelerated in an expanding spiral path by use of alternating electric fields in the presence of a magnetic field. The **linear accelerator**



A physicist works with a small cyclotron at the University of California at Berkeley.



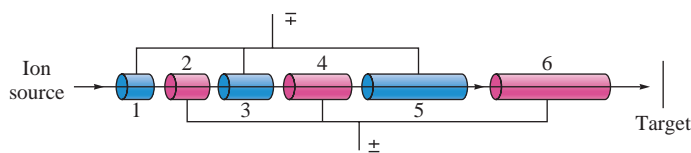
**Figure 19.5**

A schematic diagram of a cyclotron. The ion is introduced in the center and is pulled back and forth between the hollow D-shaped electrodes by constant reversals of the electric field. Magnets above and below these electrodes produce a spiral path that expands as the particle velocity increases. When the particle has sufficient speed, it exits the accelerator and is directed at the target nucleus.

illustrated in Fig. 19.6 employs changing electric fields to achieve high velocities on a linear pathway.

In addition to positive ions, neutrons are often employed as bombarding particles to effect nuclear transformations. Because neutrons are uncharged and thus not repelled electrostatically by a target nucleus, they are readily absorbed by many nuclei, leading to new nuclides. The most common source of neutrons for this purpose is a fission reactor (see Section 19.6).

By using neutron and positive-ion bombardment, scientists have been able to extend the periodic table. Prior to 1940, the heaviest known element was uranium ( $Z = 92$ ), but in 1940, neptunium ( $Z = 93$ ) was produced by neutron bombardment of  $^{238}_{92}\text{U}$ . The process initially gives  $^{239}_{92}\text{U}$ , which decays to  $^{239}_{93}\text{Np}$  by  $\beta$ -particle production:



**Figure 19.6**

Schematic diagram of a linear accelerator, which uses a changing electric field to accelerate a positive ion along a linear path. As the ion leaves the source, the odd-numbered tubes are negatively charged, and the even-numbered tubes are positively charged. The positive ion is thus attracted into tube 1. As the ion leaves tube 1, the tube polarities are reversed. Now tube 1 is positive, repelling the positive ion, and tube 2 is negative, attracting the positive ion. This process continues, eventually producing high particle velocity.



A technician performs maintenance on a two-mile-long accelerator.

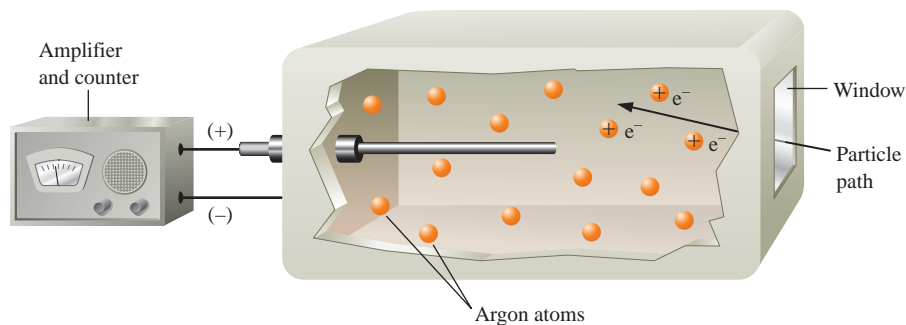
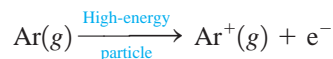
Table 19.4 ► Syntheses of Some of the Transuranium Elements

Element	Neutron Bombardment	Half-Life
Neptunium (Z = 93)	${}^{238}_{92}\text{U} + {}^1_0\text{n} \longrightarrow {}^{239}_{93}\text{Np} + {}^0_{-1}\text{e}$	2.36 days ( ${}^{239}_{93}\text{Np}$ )
Plutonium (Z = 94)	${}^{239}_{93}\text{Np} \longrightarrow {}^{239}_{94}\text{Pu} + {}^0_{-1}\text{e}$	24,110 years ( ${}^{239}_{94}\text{Pu}$ )
Americium (Z = 95)	${}^{239}_{94}\text{Pu} + 2 {}^1_0\text{n} \longrightarrow {}^{241}_{94}\text{Pu} \longrightarrow {}^{241}_{95}\text{Am} + {}^0_{-1}\text{e}$	433 years ( ${}^{241}_{95}\text{Am}$ )
Element	Positive-Ion Bombardment	Half-Life
Curium (Z = 96)	${}^{239}_{94}\text{Pu} + {}^4_2\text{He} \longrightarrow {}^{242}_{96}\text{Cm} + {}^1_0\text{n}$	163 days ( ${}^{242}_{96}\text{Cm}$ )
Californium (Z = 98)	${}^{242}_{96}\text{Cm} + {}^4_2\text{He} \longrightarrow {}^{245}_{98}\text{Cf} + {}^1_0\text{n}$ or ${}^{238}_{92}\text{U} + {}^{12}_6\text{C} \longrightarrow {}^{246}_{98}\text{Cf} + 4 {}^1_0\text{n}$	45 minutes ( ${}^{245}_{98}\text{Cf}$ )
Rutherfordium (Z = 104)	${}^{249}_{98}\text{Cf} + {}^{12}_6\text{C} \longrightarrow {}^{257}_{104}\text{Rf} + 4 {}^1_0\text{n}$	
Dubnium (Z = 105)	${}^{249}_{98}\text{Cf} + {}^{15}_7\text{N} \longrightarrow {}^{260}_{105}\text{Db} + 4 {}^1_0\text{n}$	
Seaborgium (Z = 106)	${}^{249}_{98}\text{Cf} + {}^{18}_8\text{O} \longrightarrow {}^{263}_{106}\text{Sg} + 4 {}^1_0\text{n}$	

In the years since 1940, the elements with atomic numbers greater than 92, called the **transuranium elements**,\* have been synthesized. Many of these elements have very short half-lives, as shown in Table 19.4. As a result, only a few atoms of some have ever been formed. This, of course, makes the chemical characterization of these elements extremely difficult.

## 19.4 ► Detection and Uses of Radioactivity

Although various instruments measure radioactivity levels, the most familiar of them is the **Geiger–Müller counter**, or **Geiger counter** (see Fig. 19.7). This instrument takes advantage of the fact that the high-energy particles from radioactive decay processes produce ions when they travel through matter. The probe of the Geiger counter is filled with argon gas, which can be ionized by a rapidly moving particle. This reaction is demonstrated by the equation:



Geiger counters are often called *survey meters* in the industry.

**Figure 19.7**

A schematic representation of a Geiger–Müller counter. The high-energy radioactive particle enters the window and ionizes argon atoms along its path. The resulting ions and electrons produce a momentary current pulse, which is amplified and counted.

\*For more information, see G. B. Kauffman, “Beyond uranium,” *Chem. Eng. News* (Nov. 19, 1990): 18.





Brigham Young researcher Scott Woodward taking a bone sample for carbon-14 dating at an archaeological site in Egypt.

Radioactive nuclides are often called *radionuclides*. Carbon dating is based on the radionuclide  $^{14}_6\text{C}$ .

The  $^{14}_6\text{C}/^{12}_6\text{C}$  ratio is the basis for carbon-14 dating.



A dendrochronologist cutting a section from a dead tree in South Africa.

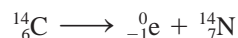
Normally, a sample of argon gas will not conduct a current when an electrical potential is applied. However, the formation of ions and electrons produced by the passage of the high-energy particle allows a momentary current to flow. Electronic devices detect this current flow, and the number of these events can be counted. Thus the decay rate of the radioactive sample can be determined.

Another instrument often used to detect levels of radioactivity is a **scintillation counter**, which takes advantage of the fact that certain substances, such as zinc sulfide, give off light when they are struck by high-energy radiation. A photocell senses the flashes of light that occur as the radiation strikes and thus measures the number of decay events per unit of time.

## Dating by Radioactivity

Archaeologists, geologists, and others involved in reconstructing the ancient history of the earth rely heavily on radioactivity to provide accurate dates for artifacts and rocks. A method that has been very important for dating ancient articles made from wood or cloth is **radiocarbon dating**, or **carbon-14 dating**, a technique originated in the 1940s by Willard Libby, an American chemist who received a Nobel Prize for his efforts in this field.

Radiocarbon dating is based on the radioactivity of the nuclide  $^{14}_6\text{C}$ , which decays via  $\beta$ -particle production:



Carbon-14 is continuously produced in the atmosphere when high-energy neutrons from space collide with nitrogen-14:



Thus carbon-14 is continuously produced by this process, and it continuously decomposes through  $\beta$ -particle production. Over the years, the rates for these two processes have become equal, and like a participant in a chemical reaction at equilibrium, the amount of  $^{14}_6\text{C}$  that is present in the atmosphere remains approximately constant.

Carbon-14 can be used to date wood and cloth artifacts because the  $^{14}_6\text{C}$ , along with the other carbon isotopes in the atmosphere, reacts with oxygen to form carbon dioxide. A living plant consumes carbon dioxide in the photosynthesis process and incorporates the carbon, including  $^{14}_6\text{C}$ , into its molecules. As long as the plant lives, the  $^{14}_6\text{C}/^{12}_6\text{C}$  ratio in its molecules remains the same as in the atmosphere because of the continuous uptake of carbon. However, as soon as a tree is cut to make a wooden bowl or a flax plant is harvested to make linen, the  $^{14}_6\text{C}/^{12}_6\text{C}$  ratio begins to decrease because of the radioactive decay of  $^{14}_6\text{C}$  (the  $^{12}_6\text{C}$  nuclide is stable). Since the half-life of  $^{14}_6\text{C}$  is 5730 years, a wooden bowl found in an archaeological dig showing a  $^{14}_6\text{C}/^{12}_6\text{C}$  ratio that is half that found in currently living trees is approximately 5730 years old. This reasoning assumes that the current  $^{14}_6\text{C}/^{12}_6\text{C}$  ratio is the same as that found in ancient times.

Dendrochronologists, scientists who date trees from annual growth rings, have used data collected from long-lived species of trees, such as bristlecone pines and sequoias, to show that the  $^{14}_6\text{C}$  content of the atmosphere has changed significantly over the ages. These data have been used to derive correction factors that allow very accurate dates to be determined from the observed  $^{14}_6\text{C}/^{12}_6\text{C}$  ratio in an artifact, especially for artifacts 10,000 years old or younger. Recent measurements of uranium/thorium ratios in ancient coral indicate that dates in the 20,000- to 30,000-year range may have errors as large as 3000 years. As a result, efforts are now being made to recalibrate the  $^{14}_6\text{C}$  dates over this period.

### EXAMPLE 19.5

### $^{14}\text{C}$ Dating

The remnants of an ancient fire in a cave in Africa showed a  $^{14}_6\text{C}$  decay rate of 3.1 counts per minute per gram of carbon. Assuming that the decay rate of  $^{14}_6\text{C}$  in freshly cut wood (corrected for changes in the  $^{14}_6\text{C}$  content of the atmosphere) is 13.6 counts per minute per gram of carbon, calculate the age of the remnants. The half-life of  $^{14}_6\text{C}$  is 5730 years.

**Solution**

The key to solving this problem is to realize that the decay rates given are directly proportional to the number of  $^{14}_6\text{C}$  nuclides present. Radioactive decay follows first-order kinetics:

$$\text{Rate} = kN$$

Thus

$$\frac{3.1 \text{ counts/min} \cdot \text{g}}{13.6 \text{ counts/min} \cdot \text{g}} = \frac{\text{rate at time } t}{\text{rate at time 0}} = \frac{kN}{kN_0}$$

↙ Number of nuclides present at time  $t$   
↘ Number of nuclides present at time 0

$$= \frac{N}{N_0} = 0.23$$

We can now use the integrated first-order rate law:

$$\ln\left(\frac{N}{N_0}\right) = -kt$$

where

$$k = \frac{0.693}{t_{1/2}} = \frac{0.693}{5730 \text{ years}}$$

to solve for  $t$ , the time elapsed since the campfire:

$$\ln\left(\frac{N}{N_0}\right) = \ln(0.23) = -\left(\frac{0.693}{5730 \text{ years}}\right)t$$

Solving this equation gives  $t = 12,000$  years; the campfire in the cave occurred about 12,000 years ago.

**SEE EXERCISES 19.33 AND 19.34**

One drawback of radiocarbon dating is that a fairly large piece of the object (from a half to several grams) must be burned to form carbon dioxide, which is then analyzed for radioactivity. Another method for counting  $^{14}_6\text{C}$  nuclides avoids destruction of a significant portion of a valuable artifact. This technique, requiring only about  $10^{-3}$  g, uses a mass spectrometer (see Chapter 3), in which the carbon atoms are ionized and accelerated through a magnetic field that deflects their path. Because of their different masses, the various ions are deflected by different amounts and can be counted separately. This allows a very accurate determination of the  $^{14}_6\text{C}/^{12}_6\text{C}$  ratio in the sample.

In their attempts to establish the geologic history of the earth, geologists have made extensive use of radioactivity. For example, since  $^{238}_{92}\text{U}$  decays to the stable  $^{206}_{82}\text{Pb}$  nuclide, the ratio of  $^{206}_{82}\text{Pb}$  to  $^{238}_{92}\text{U}$  in a rock can, under favorable circumstances, be used to estimate the age of the rock. The radioactive nuclide  $^{176}_{71}\text{Lu}$ , which decays to  $^{176}_{72}\text{Hf}$ , has a half-life of 37 billion years (only 186 nuclides out of 10 trillion decay each year!). Thus this nuclide can be used to date very old rocks. With this technique, scientists have estimated that the earth's crust formed 4.3 billion years ago.

**EXAMPLE 19.6**
**Dating by Radioactivity**

A rock containing  $^{238}_{92}\text{U}$  and  $^{206}_{82}\text{Pb}$  was examined to determine its approximate age. Analysis showed the ratio of  $^{206}_{82}\text{Pb}$  atoms to  $^{238}_{92}\text{U}$  atoms to be 0.115. Assuming that no lead was originally present, that all the  $^{206}_{82}\text{Pb}$  formed over the years has remained in the rock, and

Because the half-life of  $^{238}_{92}\text{U}$  is very long compared with those of the other members of the decay series (see Table 19.3) to reach  $^{206}_{82}\text{Pb}$ , the number of nuclides present in intermediate stages of decay is negligible. That is, once a  $^{238}_{92}\text{U}$  nuclide starts to decay, it reaches  $^{206}_{82}\text{Pb}$  relatively fast.


that the number of nuclides in intermediate stages of decay between  $^{238}_{92}\text{U}$  and  $^{206}_{82}\text{Pb}$  is negligible, calculate the age of the rock. The half-life of  $^{238}_{92}\text{U}$  is  $4.5 \times 10^9$  years.

### Solution

This problem can be solved using the integrated first-order rate law:

$$\ln\left(\frac{N}{N_0}\right) = -kt = -\left(\frac{0.693}{4.5 \times 10^9 \text{ years}}\right)t$$

where  $N/N_0$  represents the ratio of  $^{238}_{92}\text{U}$  atoms now found in the rock to the number present when the rock was formed. We are assuming that each  $^{206}_{82}\text{Pb}$  nuclide present must have come from decay of a  $^{238}_{92}\text{U}$  atom:



Thus

Number of $^{238}_{92}\text{U}$ atoms originally present	=	number of $^{206}_{82}\text{Pb}$ atoms now present	+	number of $^{238}_{92}\text{U}$ atoms now present
---	---	---	---	--

$$\frac{\text{Atoms of } ^{206}_{82}\text{Pb} \text{ now present}}{\text{Atoms of } ^{238}_{92}\text{U} \text{ now present}} = 0.115 = \frac{0.115}{1.000} = \frac{115}{1000}$$

Think carefully about what this means. For every 1115  $^{238}_{92}\text{U}$  atoms originally present in the rock, 115 have been changed to  $^{206}_{82}\text{Pb}$  and 1000 remain as  $^{238}_{92}\text{U}$ . Thus

$$\frac{N}{N_0} = \frac{\overset{\text{Now present}}{^{238}_{92}\text{U}}}{\underbrace{^{206}_{82}\text{Pb} + ^{238}_{92}\text{U}}_{\text{^{238}_{92}\text{U} originally present}}} = \frac{1000}{1115} = 0.8969$$

$$\ln\left(\frac{N}{N_0}\right) = \ln(0.8969) = -\left(\frac{0.693}{4.5 \times 10^9 \text{ years}}\right)t$$

$$t = 7.1 \times 10^8 \text{ years}$$

This is the approximate age of the rock. It was formed sometime in the Cambrian period.

### SEE EXERCISES 19.35 AND 19.36

## Medical Applications of Radioactivity

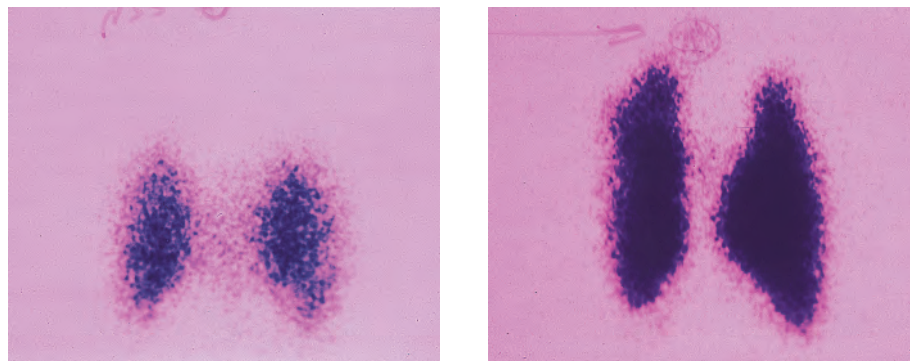
Although the rapid advances of the medical sciences in recent decades are due to many causes, one of the most important has been the discovery and use of **radiotracers**, radioactive nuclides that can be introduced into organisms in food or drugs and whose pathways can be *traced* by monitoring their radioactivity. For example, the incorporation of nuclides such as  $^{14}_6\text{C}$  and  $^{32}_{15}\text{P}$  into nutrients has produced important information about metabolic pathways.

Iodine-131 has proved very useful in the diagnosis and treatment of illnesses of the thyroid gland. Patients drink a solution containing small amounts of  $\text{Na}^{131}\text{I}$ , and the uptake of the iodine by the thyroid gland is monitored with a scanner (see Fig. 19.8).

Thallium-201 can be used to assess the damage to the heart muscle in a person who has suffered a heart attack, because thallium is concentrated in healthy muscle tissue. Technetium-99m is also taken up by normal heart tissue and is used for damage assessment in a similar way.



A pellet containing radioactive  $^{131}\text{I}$ .



**Figure 19.8**

After consumption of  $\text{Na}^{131}\text{I}$ , the patient's thyroid is scanned for radioactivity levels to determine the efficiency of iodine absorption. (left) A normal thyroid. (right) An enlarged thyroid.

**Table 19.5** ▶ Some Radioactive Nuclides, with Half-Lives and Medical Applications as Radiotracers

Nuclide	Half-Life	Area of the Body Studied
$^{131}\text{I}$	8.0 days	Thyroid
$^{59}\text{Fe}$	44.5 days	Red blood cells
$^{99}\text{Mo}$	66 hours	Metabolism
$^{32}\text{P}$	14.3 days	Eyes, liver, tumors
$^{51}\text{Cr}$	27.7 days	Red blood cells
$^{87}\text{Sr}$	2.8 hours	Bones
$^{99\text{m}}\text{Tc}$	6.0 hours	Heart, bones, liver, and lungs
$^{133}\text{Xe}$	5.2 days	Lungs
$^{24}\text{Na}$	15.0 hours	Circulatory system

Radiotracers provide sensitive and noninvasive methods for learning about biologic systems, for detection of disease, for monitoring the action and effectiveness of drugs, and for early detection of pregnancy, and their usefulness should continue to grow. Some useful radiotracers are listed in Table 19.5.

## 19.5 ▶ Thermodynamic Stability of the Nucleus

We can determine the thermodynamic stability of a nucleus by calculating the change in potential energy that would occur if that nucleus were formed from its constituent protons and neutrons. For example, let's consider the hypothetical process of forming a  $^{16}_8\text{O}$  nucleus from eight neutrons and eight protons:



The energy change associated with this process can be calculated by comparing the sum of the masses of eight protons and eight neutrons with that of the oxygen nucleus:

$$\begin{aligned} \text{Mass of } (8\ ^1_0\text{n} + 8\ ^1_1\text{H}) &= 8(1.67493 \times 10^{-24}\ \text{g}) + 8(1.67262 \times 10^{-24}\ \text{g}) \\ &= 2.67804 \times 10^{-23}\ \text{g} \\ \text{Mass of } ^{16}_8\text{O}\ \text{nucleus} &= 2.65535 \times 10^{-23}\ \text{g} \end{aligned}$$

The difference in mass for one nucleus is

$$\text{Mass of } {}^1_8\text{O} - \text{mass of } (8 {}^1_0\text{n} + 8 {}^1_1\text{H}) = -2.269 \times 10^{-25} \text{ g}$$

The difference in mass for formation of 1 mole of  ${}^1_8\text{O}$  nuclei is therefore

$$(-2.269 \times 10^{-25} \text{ g/nucleus})(6.022 \times 10^{23} \text{ nuclei/mol}) = -0.1366 \text{ g/mol}$$

Thus 0.1366 g of mass would be lost if 1 mole of oxygen-16 were formed from protons and neutrons. What is the reason for this difference in mass, and how can this information be used to calculate the energy change that accompanies this process?

The answers to these questions can be found in the work of Albert Einstein. As we discussed in Section 7.2, Einstein's theory of relativity showed that energy should be considered a form of matter. His famous equation

$$E = mc^2$$

where  $c$  is the speed of light, gives the relationship between a quantity of energy and its mass. When a system gains or loses energy, it also gains or loses a quantity of mass, given by  $E/c^2$ . Thus the mass of a nucleus is less than that of its component nucleons because the process is so exothermic.

Einstein's equation in the form

$$\text{Energy change} = \Delta E = \Delta mc^2$$

where  $\Delta m$  is the change in mass, or the **mass defect**, can be used to calculate  $\Delta E$  for the hypothetical formation of a nucleus from its component nucleons.

Energy is a form of matter.

The energy changes associated with normal chemical reactions are small enough that the corresponding mass changes are not detectable.

### EXAMPLE 19.7

### Nuclear Binding Energy I

Calculate the change in energy if 1 mol  ${}^1_8\text{O}$  nuclei was formed from neutrons and protons.

#### Solution

We have already calculated that 0.1366 g of mass would be lost in the hypothetical process of assembling 1 mol  ${}^1_8\text{O}$  nuclei from the component nucleons. We can calculate the change in energy for this process from

$$\Delta E = \Delta mc^2$$

where

$$c = 3.00 \times 10^8 \text{ m/s} \quad \text{and} \quad \Delta m = -0.1366 \text{ g/mol} = -1.366 \times 10^{-4} \text{ kg/mol}$$

Thus

$$\Delta E = (-1.366 \times 10^{-4} \text{ kg/mol})(3.00 \times 10^8 \text{ m/s})^2 = -1.23 \times 10^{13} \text{ J/mol}$$

The negative sign for the  $\Delta E$  value indicates that the process is exothermic. Energy, and thus mass, is lost from the system.

### SEE EXERCISES 19.37 THROUGH 19.39

The energy changes observed for nuclear processes are extremely large compared with those observed for chemical and physical changes. Thus nuclear processes constitute a potentially valuable energy resource.

The thermodynamic stability of a particular nucleus is normally represented as energy released per nucleon. To illustrate how this quantity is obtained, we will continue to

consider  $^{16}_8\text{O}$ . First, we calculate  $\Delta E$  per nucleus by dividing the molar value from Example 19.7 by Avogadro's number:

$$\Delta E \text{ per } ^{16}_8\text{O nucleus} = \frac{-1.23 \times 10^{13} \text{ J/mol}}{6.022 \times 10^{23} \text{ nuclei/mol}} = -2.04 \times 10^{-11} \text{ J/nucleus}$$

In terms of a more convenient energy unit, a million electronvolts (MeV), where

$$1 \text{ MeV} = 1.60 \times 10^{-13} \text{ J}$$

$$\begin{aligned} \Delta E \text{ per } ^{16}_8\text{O nucleus} &= (-2.04 \times 10^{-11} \text{ J/nucleus}) \left( \frac{1 \text{ MeV}}{1.60 \times 10^{-13} \text{ J}} \right) \\ &= -1.28 \times 10^2 \text{ MeV/nucleus} \end{aligned}$$

Next, we can calculate the value of  $\Delta E$  per nucleon by dividing by  $A$ , the sum of neutrons and protons:

$$\begin{aligned} \Delta E \text{ per nucleon for } ^{16}_8\text{O} &= \frac{-1.28 \times 10^2 \text{ MeV/nucleus}}{16 \text{ nucleons/nucleus}} \\ &= -7.98 \text{ MeV/nucleon} \end{aligned}$$

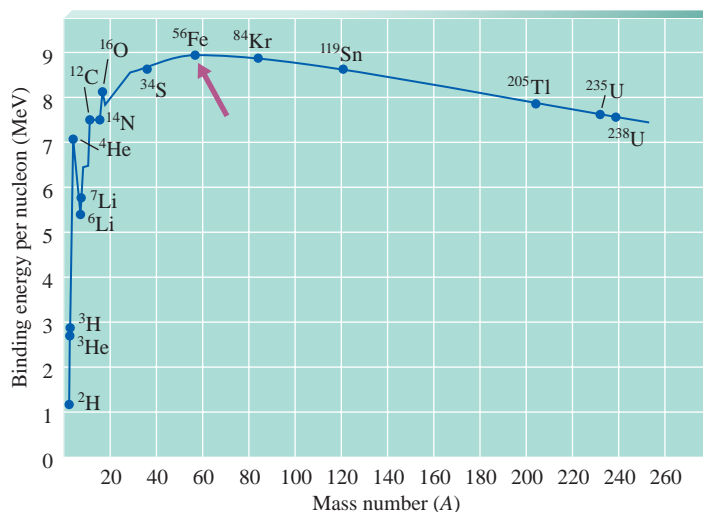
This means that 7.98 MeV of energy per nucleon would be *released* if  $^{16}_8\text{O}$  were formed from neutrons and protons. The energy required to *decompose* this nucleus into its components has the same numeric value but a positive sign (since energy is required). This is called the **binding energy** per nucleon for  $^{16}_8\text{O}$ .

The values of the binding energy per nucleon for the various nuclides are shown in Fig. 19.9. Note that the most stable nuclei (those requiring the largest energy per nucleon to decompose the nucleus) occur at the top of the curve. The most stable nucleus known is  $^{56}_{26}\text{Fe}$ , which has a binding energy per nucleon of 8.79 MeV.

### EXAMPLE 19.8

### Nuclear Binding Energy II

Calculate the binding energy per nucleon for the  $^4_2\text{He}$  nucleus (atomic masses:  $^4_2\text{He} = 4.0026 \text{ amu}$ ;  $^1_1\text{H} = 1.0078 \text{ amu}$ ).



**Figure 19.9**

The binding energy per nucleon as a function of mass number. The most stable nuclei are at the top of the curve. The most stable nucleus is  $^{56}_{26}\text{Fe}$ .

Since atomic masses include the masses of the electrons, to obtain the mass of a given atomic nucleus from its atomic mass, we must subtract the mass of the electrons.

### Solution

First, we must calculate the mass defect ( $\Delta m$ ) for  ${}^4_2\text{He}$ . Since atomic masses (which include the electrons) are given, we must decide how to account for the electron mass:

$$4.0026 = \text{mass of } {}^4_2\text{He atom} = \text{mass of } {}^4_2\text{He nucleus} + 2m_e$$

↗  
Electron mass  
↘

$$1.0078 = \text{mass of } {}^1_1\text{H atom} = \text{mass of } {}^1_1\text{H nucleus} + m_e$$

Thus, since a  ${}^4_2\text{He}$  nucleus is “synthesized” from two protons and two neutrons, we see that

$$\begin{aligned} \Delta m &= \underbrace{(4.0026 - 2m_e)}_{\substack{\text{Mass of } {}^4_2\text{He} \\ \text{nucleus}}} - \left[ \underbrace{2(1.0078 - m_e)}_{\substack{\text{Mass of } {}^1_1\text{H} \\ \text{nucleus (proton)}}} + \underbrace{2(1.0087)}_{\substack{\text{Mass of} \\ \text{neutron}}} \right] \\ &= 4.0026 - 2m_e - 2(1.0078) + 2m_e - 2(1.0087) \\ &= 4.0026 - 2(1.0078) - 2(1.0087) \\ &= -0.0304 \text{ amu} \end{aligned}$$

Note that in this case the electron mass cancels out in taking the difference. This will always happen in this type of calculation if the atomic masses are used both for the nuclide of interest and for  ${}^1_1\text{H}$ . Thus 0.0304 amu of mass is *lost* per  ${}^4_2\text{He}$  nucleus formed.

The corresponding energy change can be calculated from

$$\Delta E = \Delta mc^2$$

where

$$\begin{aligned} \Delta m &= -0.0304 \frac{\text{amu}}{\text{nucleus}} = \left( -0.0304 \frac{\text{amu}}{\text{nucleus}} \right) \left( 1.66 \times 10^{-27} \frac{\text{kg}}{\text{amu}} \right) \\ &= -5.04 \times 10^{-29} \frac{\text{kg}}{\text{nucleus}} \end{aligned}$$

and

$$c = 3.00 \times 10^8 \text{ m/s}$$

$$\begin{aligned} \text{Thus } \Delta E &= \left( -5.04 \times 10^{-29} \frac{\text{kg}}{\text{nucleus}} \right) \left( 3.00 \times 10^8 \frac{\text{m}}{\text{s}} \right)^2 \\ &= -4.54 \times 10^{-12} \text{ J/nucleus} \end{aligned}$$

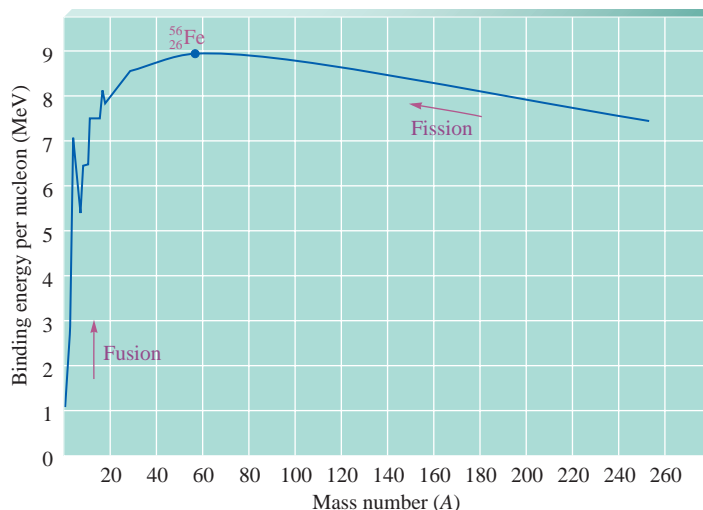
This means that  $4.54 \times 10^{-12}$  J of energy is *released* per nucleus formed and that  $4.54 \times 10^{-12}$  J would be required to decompose the nucleus into the constituent neutrons and protons. Thus the binding energy (BE) per nucleon is

$$\begin{aligned} \text{BE per nucleon} &= \frac{4.54 \times 10^{-12} \text{ J/nucleus}}{4 \text{ nucleons/nucleus}} \\ &= 1.14 \times 10^{-12} \text{ J/nucleon} \\ &= \left( 1.14 \times 10^{-12} \frac{\text{J}}{\text{nucleon}} \right) \left( \frac{1 \text{ MeV}}{1.60 \times 10^{-13} \text{ J}} \right) \\ &= 7.13 \text{ MeV/nucleon} \end{aligned}$$

SEE EXERCISES 19.40 THROUGH 19.42

## 19.6 ► Nuclear Fission and Nuclear Fusion

The graph shown in Fig. 19.9 has very important implications for the use of nuclear processes as sources of energy. Recall that energy is released, that is,  $\Delta E$  is negative, when a process goes from a less stable to a more stable state. The higher a nuclide is on the



**Figure 19.10**

Both fission and fusion produce more stable nuclides and are thus exothermic.

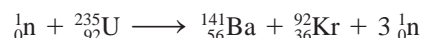
curve, the more stable it is. This means that two types of nuclear processes will be exothermic (see Fig. 19.10):

1. Combining two light nuclei to form a heavier, more stable nucleus. This process is called **fusion**.
2. Splitting a heavy nucleus into two nuclei with smaller mass numbers. This process is called **fission**.

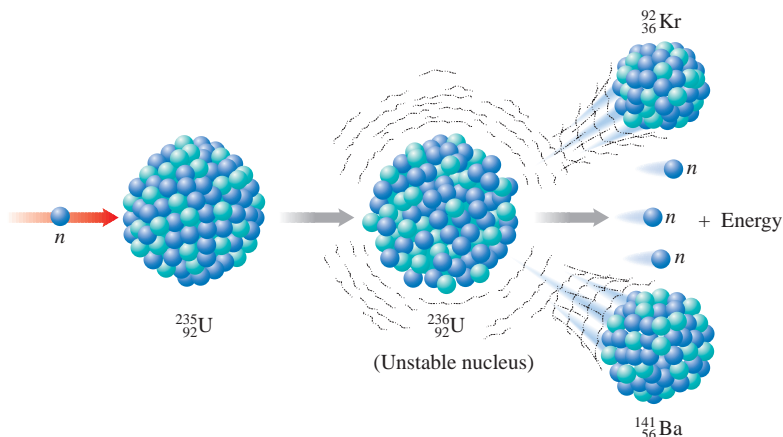
Because of the large binding energies involved in holding the nucleus together, both these processes involve energy changes more than a million times larger than those associated with chemical reactions.

## Nuclear Fission

Nuclear fission was discovered in the late 1930s when  ${}^{235}_{92}\text{U}$  nuclides bombarded with neutrons were observed to split into two lighter elements:



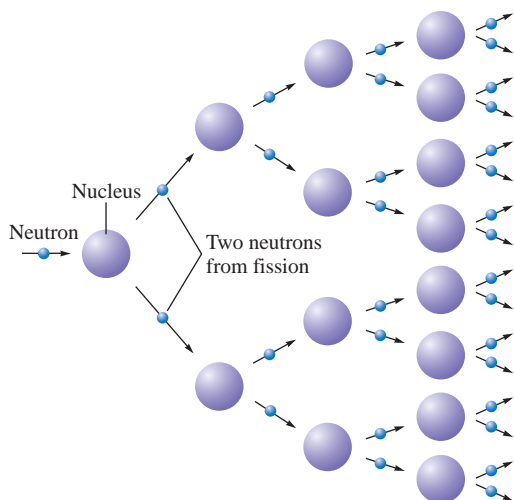
This process, shown schematically in Fig. 19.11, releases  $3.5 \times 10^{-11}$  J of energy per event, which translates to  $2.1 \times 10^{13}$  J per mole of  ${}^{235}_{92}\text{U}$ . Compare this figure with that for the combustion of methane, which releases only  $8.0 \times 10^5$  J of energy per mole. The fission of  ${}^{235}_{92}\text{U}$  produces about 26 million times more energy than the combustion of methane.



**Figure 19.11**

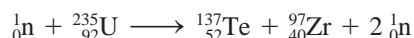
On capturing a neutron, the  ${}^{235}_{92}\text{U}$  nucleus undergoes fission to produce two lighter nuclides, free neutrons (typically three), and a large amount of energy.



**Figure 19.12**

Representation of a fission process in which each event produces two neutrons, which can go on to split other nuclei, leading to a self-sustaining chain reaction.

The process shown in Fig. 19.11 is only one of the many fission reactions that  $^{235}_{92}\text{U}$  can undergo. Another is

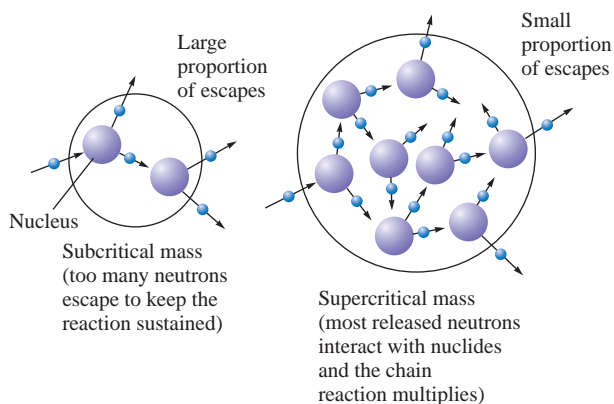


In fact, over 200 different isotopes of 35 different elements have been observed among the fission products of  $^{235}_{92}\text{U}$ .

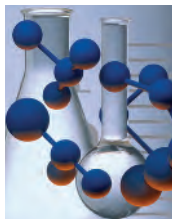
In addition to the product nuclides, neutrons are produced in the fission reactions of  $^{235}_{92}\text{U}$ . This makes it possible to have a self-sustaining fission process—a **chain reaction** (see Fig. 19.12). For the fission process to be self-sustaining, at least one neutron from each fission event must go on to split another nucleus. If, on average, *less than one* neutron causes another fission event, the process dies out and the reaction is said to be **subcritical**. If *exactly one* neutron from each fission event causes another fission event, the process sustains itself at the same level and is said to be **critical**. If *more than one* neutron from each fission event causes another fission event, the process rapidly escalates and the heat buildup causes a violent explosion. This situation is described as **supercritical**.

To achieve the critical state, a certain mass of fissionable material, called the **critical mass**, is needed. If the sample is too small, too many neutrons escape before they have a chance to cause a fission event, and the process stops. This is illustrated in Fig. 19.13.

During World War II, an intense research effort called the Manhattan Project was carried out by the United States to build a bomb based on the principles of nuclear fission. This program produced the fission bombs that were used with devastating effects on the cities of Hiroshima and Nagasaki in 1945. Basically, a fission bomb operates by suddenly combining subcritical masses of fissionable material to form a supercritical mass, thereby producing an explosion of incredible intensity.

**Figure 19.13**

If the mass of fissionable material is too small, most of the neutrons escape before causing another fission event, and the process dies out.



## chemical connections

### Future Nuclear Power

Energy—a crucial commodity in today's world—will become even more important as the pace of world development increases. Because the energy content of the universe is constant, the challenge of energy is not its quantity but rather its quality. We must find economical and environmentally friendly ways to change the energy available in the universe to forms useful to humanity. This process always involves tradeoffs.

Currently, about 65% of the world's energy consumption involves combustion of fossil fuels (coal, 39%; natural gas, 19%; oil, 7%). The use of these fuels causes significant pollution and contributes huge amounts of greenhouse gases (mostly  $\text{CO}_2$ ) to the atmosphere.

One of the most abundant sources of energy is the energy that binds the atomic nucleus together. We can derive useful energy by assembling small nuclei (fusion) or splitting large nuclei (fission). Although fusion reactors are being studied, a practical fusion reactor appears to be decades away. By contrast, fission reactors have been used since the 1950s. In fact, the production of electricity via fission reactors is widespread. At present, more than 400 nuclear reactors operate in 31 countries, producing over 355 billion

watts of electrical power (see accompanying table). More than 30 reactors are currently under construction, and at least 100 more are in the planning stages. The 103 reactors currently operating in the United States produce almost 100 billion watts of electricity—about 20% of the country's electrical demands.

Forecasts indicate that the United States will need an additional 355 billion watts of generating capacity in the next 20 years. Where will this energy come from? A significant amount will be derived from coal-fired power plants with their inherent environmental problems.

Another potential source of power is solar energy. It should be an excellent pollution-free energy source, but significant technical problems remain to be solved before it sees widespread use. Wind power is also being developed but promises to make only a limited contribution to overall energy use.

The most important power source is nuclear energy. To provide all of the 355 billion watts from nuclear energy would require hundreds of new reactors. However, nuclear power generation is very controversial because of safety, waste disposal, and cost issues. On the other hand, nuclear energy produces no greenhouse gases, has a much lower volume of waste products than the combustion of fossil fuels, has an almost unlimited supply of fuel, and has an excellent safety record. Research is now under way to improve existing reactor designs and to find new types of reactors that will be safer, more efficient, and generate much less waste by finding ways to reprocess the reactor fuel.

Actually, the United States has demonstrated an ability to deal successfully with the long-term storage of nuclear wastes. The Waste Isolation Pilot Plant (WIPP) in New Mexico has been receiving nuclear wastes since 1999 with no accidents in either transporting or storing the wastes. WIPP uses tunnels carved into the salt beds of an ancient ocean. Once a repository room becomes full, the salt will collapse around the waste, encapsulating it forever.

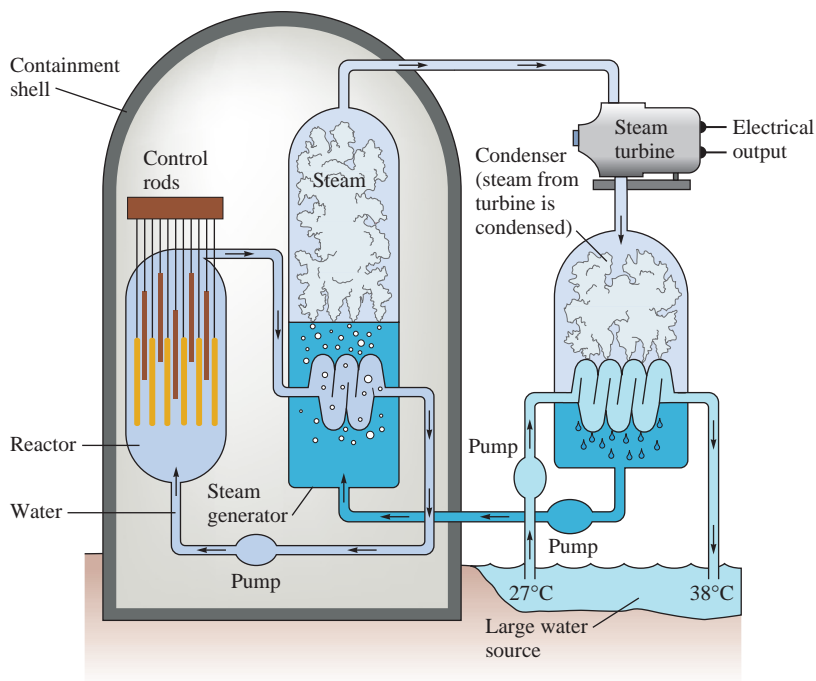
There is no doubt that nuclear energy will be important to the United States and to the world. An excellent source of information about all aspects of nuclear energy use is the book *Power to Save the World—The Truth About Nuclear Energy*, by Gwyneth Cravens (Alfred A. Knopf, New York, 2007). This book is a thorough but very readable treatment of the subject.

**Top Ten Countries Producing Electricity by Nuclear Power (in order of total nuclear output)**

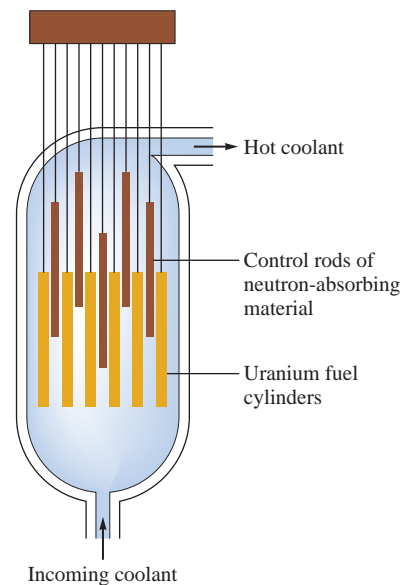
Country	Percentage of Country's Total Power Production
United States	21.9
France	77.4
Japan	34.0
Germany	30.3
Russia	13.1
Canada	16.0
Ukraine	43.8
United Kingdom	26.0
Sweden	52.4
South Korea	35.8

### Nuclear Reactors

Because of the tremendous energies involved, it seemed desirable to develop the fission process as an energy source to produce electricity. To accomplish this, reactors were designed in which controlled fission can occur. The resulting energy is used to heat water to



**Figure 19.14**  
A schematic diagram of a nuclear power plant.



**Figure 19.15**  
A schematic of a reactor core. The position of the control rods determines the level of energy production by regulating the amount of fission taking place.

produce steam to run turbine generators, in much the same way that a coal-burning power plant generates energy. A schematic diagram of a nuclear power plant is shown in Fig. 19.14.

In the **reactor core**, shown in Fig. 19.15, uranium that has been enriched to approximately 3%  $^{235}_{92}\text{U}$  (natural uranium contains only 0.7%  $^{235}_{92}\text{U}$ ) is housed in cylinders. A **moderator** surrounds the cylinders to slow down the neutrons so that the uranium fuel can capture them more efficiently. **Control rods**, composed of substances that absorb neutrons, are used to regulate the power level of the reactor. The reactor is designed so that should a malfunction occur, the control rods are automatically inserted into the core to stop the reaction. A liquid (usually water) is circulated through the core to extract the heat generated by the energy of fission; the energy can then be passed on via a heat exchanger to water in the turbine system.

Although the concentration of  $^{235}_{92}\text{U}$  in the fuel elements is not great enough to allow a supercritical mass to develop in the core, a failure of the cooling system can lead to temperatures high enough to melt the core. As a result, the building housing the core must be designed to contain the core even if meltdown occurs. A great deal of controversy now exists about the efficiency of the safety systems in nuclear power plants. Accidents such as the one at the Three Mile Island facility in Pennsylvania in 1979 and in Chernobyl,\* Ukraine, in 1986 have led to questions about the wisdom of continuing to build fission-based power plants.

## Breeder Reactors

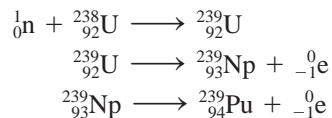
One potential problem facing the nuclear power industry is the supply of  $^{235}_{92}\text{U}$ . Some scientists have suggested that we have nearly depleted those uranium deposits rich enough in  $^{235}_{92}\text{U}$  to make production of fissionable fuel economically feasible. Because of this possibility, **breeder reactors** have been developed, in which fissionable fuel is actually



Uranium oxide (refined uranium).

\*See C. A. Atwood, "Chernobyl—What happened?" *J. Chem. Ed.* 65 (1988): 1037.

produced while the reactor runs. In the breeder reactors now being studied, the major component of natural uranium, nonfissionable  $^{238}_{92}\text{U}$ , is changed to fissionable  $^{239}_{94}\text{Pu}$ . The reaction involves absorption of a neutron, followed by production of two  $\beta$  particles:

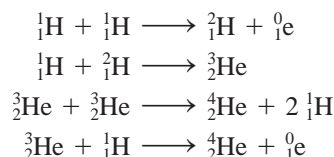


As the reactor runs and  $^{235}_{92}\text{U}$  is split, some of the excess neutrons are absorbed by  $^{238}_{92}\text{U}$  to produce  $^{239}_{94}\text{Pu}$ . The  $^{239}_{94}\text{Pu}$  is then separated out and used to fuel another reactor. Such a reactor thus “breeds” nuclear fuel as it operates.

Although breeder reactors are now used in France, the United States is proceeding slowly with their development because of their controversial nature. One problem involves the hazards in handling plutonium, which flames on contact with air and is very toxic.

## Fusion

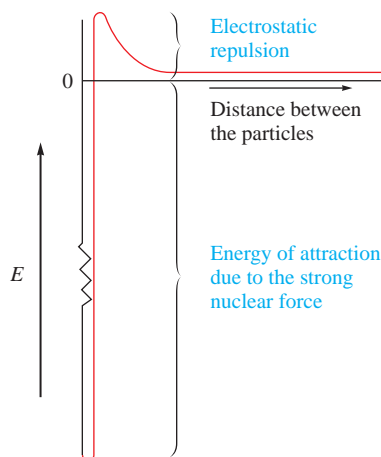
Large quantities of energy are also produced by the fusion of two light nuclei. In fact, stars produce their energy through nuclear fusion. Our sun, which presently consists of 73% hydrogen, 26% helium, and 1% other elements, gives off vast quantities of energy from the fusion of protons to form helium:



Intense research is under way to develop a feasible fusion process because of the ready availability of many light nuclides (deuterium,  $^2_1\text{H}$ , in seawater, for example) that can serve as fuel in fusion reactors. The major stumbling block is that high temperatures are required to initiate fusion. The forces that bind nucleons together to form a nucleus are effective only at *very small* distances ( $\sim 10^{-13}$  cm). Thus, for two protons to bind together and thereby release energy, they must get very close together. But protons, because they are identically charged, repel each other electrostatically. This means that to get two protons (or two deuterons) close enough to bind together (the nuclear binding force is *not* electrostatic), they must be “shot” at each other at speeds high enough to overcome the electrostatic repulsion.

The electrostatic repulsion forces between two  $^2_1\text{H}$  nuclei are so great that a temperature of  $4 \times 10^7$  K is required to give them velocities large enough to cause them to collide with sufficient energy that the nuclear forces can bind the particles together and thus release the binding energy. This situation is represented in Fig. 19.16.

Currently, scientists are studying two types of systems to produce the extremely high temperatures required: high-powered lasers and heating by electric currents. At present, many technical problems remain to be solved, and it is not clear which method will prove more useful or when fusion might become a practical energy source. However, there is still hope that fusion will be a major energy source sometime in the future.

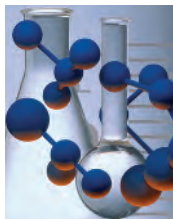


**Figure 19.16**

A plot of energy versus the separation distance for two  $^2_1\text{H}$  nuclei. The nuclei must have sufficient velocities to get over the electrostatic repulsion “hill” and get close enough for the nuclear binding forces to become effective, thus “fusing” the particles into a new nucleus and releasing large quantities of energy. The binding force is at least 100 times the electrostatic repulsion.

## 19.7 ► Effects of Radiation

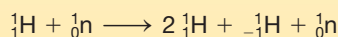
Everyone knows that being hit by a train is very serious. The problem is the energy transfer involved. In fact, any source of energy is potentially harmful to organisms. Energy transferred to cells can break chemical bonds and cause malfunctioning of the cell systems. This fact is behind the concern about the ozone layer in the earth’s upper atmosphere, which screens out high-energy ultraviolet radiation from the sun. Radioactive



## chemical connections

### Nuclear Physics: An Introduction

Nuclear physics is concerned with the fundamental nature of matter. The central focuses of this area of study are the relationship between a quantity of energy and its mass, given by  $E = mc^2$ , and the fact that matter can be converted from one form (energy) to another (particulate) in particle accelerators. Collisions between high-speed particles have produced a dazzling array of new particles—hundreds of them. These events can best be interpreted as conversions of kinetic energy into particles. For example, a collision of sufficient energy between a proton and a neutron can produce four particles: two protons, one antiproton, and a neutron:



where  ${}^1_{-1}\text{H}$  is the symbol for an *antiproton*, which has the same mass as a proton but the opposite charge. This process is a little like throwing one baseball at a very high speed into another and having the energy of the collision converted into two additional baseballs.

The results of such accelerator experiments have led scientists to postulate the existence of three types of forces important in the nucleus: the *strong force*, the *weak force*, and the *electromagnetic force*. Along with the *gravitational force*, these forces are thought to account for all types of interactions found in matter. These forces are believed to

be generated by the exchange of particles between the interacting pieces of matter. For example, gravitational forces are thought to be carried by particles called *gravitons*. The electromagnetic force (the classical electrostatic force between charged particles) is assumed to be exerted through the exchange of *photons*. The strong force, not charge-related and effective only at very short distances ( $\sim 10^{-13}$  cm), is postulated to involve the exchange of particles called *gluons*. The weak force is 100 times weaker than the strong force and seems to be exerted through the exchange of two types of large particles, the W (has a mass 70 times the proton mass) and the Z (has a mass 90 times the proton mass).

The particles discovered have been classified into several categories. Three of the most important classes are as follows:

1. *Hadrons* are particles that respond to the strong force and have internal structure.
2. *Leptons* are particles that do not respond to the strong force and have no internal structure.
3. *Quarks* are particles with no internal structure that are thought to be the fundamental constituents of hadrons. Neutrons and protons are hadrons that are thought to be composed of three quarks each.

The ozone layer is discussed in Section 20.11.

elements, which are sources of high-energy particles, are also potentially hazardous, although the effects are usually quite subtle. The reason for the subtlety of radiation damage is that even though high-energy particles are involved, the quantity of energy actually deposited in tissues *per event* is quite small. However, the resulting damage is no less real, although the effects may not be apparent for years.

Radiation damage to organisms can be classified as somatic or genetic damage. **Somatic damage** is damage to the organism itself, resulting in sickness or death. The effects may appear almost immediately if a massive dose of radiation is received; for smaller doses, damage may appear years later, usually in the form of cancer. **Genetic damage** is damage to the genetic machinery, which produces malfunctions in the offspring of the organism.

The biologic effects of a particular source of radiation depend on several factors:

1. *The energy of the radiation.* The higher the energy content of the radiation, the more damage it can cause. Radiation doses are measured in **rads** (which is short for *radiation absorbed dose*), where 1 rad corresponds to  $10^{-2}$  J of energy deposited per kilogram of tissue.
2. *The penetrating ability of the radiation.* The particles and rays produced in radioactive processes vary in their abilities to penetrate human tissue:  $\gamma$  rays are highly penetrating,  $\beta$  particles can penetrate approximately 1 cm, and  $\alpha$  particles are stopped by the skin.

The world of particle physics appears mysterious and complicated. For example, particle physicists have discovered new properties of matter they call “color,” “charm,” and “strangeness” and have postulated conservation laws involving these properties. This area of science is extremely important because it should help us to understand the interactions of matter in a more elegant and unified way. For example, the classification of force into four categories is probably necessary only because we do not understand the true nature of forces. All forces may be special cases of a

single, all-pervading force field that governs all of nature. In fact, Einstein spent the last 30 years of his life looking for a way to unify the gravitational and electromagnetic forces—without success. Physicists may now be on the verge of accomplishing what Einstein failed to do.

Although the practical aspects of the work in nuclear physics are not yet totally apparent, a more fundamental understanding of the way nature operates could lead to presently undreamed-of devices for energy production and communication, which could revolutionize our lives.



(left) An aerial view of Fermilab, a high-energy particle accelerator in Batavia, Illinois.  
(right) The accelerator tunnel at Fermilab.



3. *The ionizing ability of the radiation.* Extraction of electrons from biomolecules to form ions is particularly detrimental to their functions. The ionizing ability of radiation varies dramatically. For example,  $\gamma$  rays penetrate very deeply but cause only occasional ionization. On the other hand,  $\alpha$  particles, although not very penetrating, are very effective at causing ionization and produce a dense trail of damage. Thus ingestion of an  $\alpha$ -particle producer, such as plutonium, is particularly damaging.
4. *The chemical properties of the radiation source.* When a radioactive nuclide is ingested into the body, its effectiveness in causing damage depends on its residence time. For example,  $^{85}_{36}\text{Kr}$  and  $^{90}_{38}\text{Sr}$  are both  $\beta$ -particle producers. However, since krypton is chemically inert, it passes through the body quickly and does not have much time to do damage. Strontium, being chemically similar to calcium, can collect in bones, where it may cause leukemia and bone cancer.

Because of the differences in the behavior of the particles and rays produced by radioactive decay, both the energy dose of the radiation and its effectiveness in causing biologic damage must be taken into account. The **rem** (which is short for roentgen equivalent for *man*) is defined as follows:

$$\text{Number of rems} = (\text{number of rads}) \times \text{RBE}$$

where RBE represents the relative effectiveness of the radiation in causing biologic damage.

Table 19.6 ► Effects of Short-Term Exposures to Radiation

Dose (rem)	Clinical Effect
0–25	Nondetectable
25–50	Temporary decrease in white blood cell counts
100–200	Strong decrease in white blood cell counts
500	Death of half the exposed population within 30 days after exposure

Table 19.7 ► Typical Radiation Exposures for a Person Living in the United States (1 millirem =  $10^{-3}$  rem)

	Exposure (millirems/year)
Cosmic radiation	50
From the earth	47
From building materials	3
In human tissues	21
Inhalation of air	5
<i>Total from natural sources</i>	126
X-ray diagnosis	50
Radiotherapy	10
Internal diagnosis/therapy	1
Nuclear power industry	0.2
TV tubes, industrial wastes, etc.	2
Radioactive fallout	4
<i>Total from human activities</i>	67
<i>Total</i>	193

Table 19.6 shows the physical effects of short-term exposure to various doses of radiation, and Table 19.7 gives the sources and amounts of radiation exposure for a typical person in the United States. Note that natural sources contribute about twice as much as human activities to the total exposure. However, although the nuclear industry contributes only a small percentage of the total exposure, the major controversy associated with nuclear power plants is the *potential* for radiation hazards. These arise mainly from two sources: accidents allowing the release of radioactive materials and improper disposal of the radioactive products in spent fuel elements. The radioactive products of the fission of  $^{235}_{92}\text{U}$ , although only a small percentage of the total products, have half-lives of several hundred years and remain dangerous for a long time. Various schemes have been advanced for the disposal of these wastes. The one that seems to hold the most promise is the incorporation of the wastes into ceramic blocks and the burial of these blocks in geologically stable formations. At present, however, no disposal method has been accepted, and nuclear wastes continue to accumulate in temporary storage facilities.

Even if a satisfactory method for permanent disposal of nuclear wastes is found, there will continue to be concern about the effects of exposure to low levels of radiation. Exposure is inevitable from natural sources such as cosmic rays and radioactive minerals, and many people are also exposed to low levels of radiation from reactors, radioactive tracers, or diagnostic X rays. Currently, we have little reliable information on the long-term effects of low-level exposure to radiation.

Two models of radiation damage, illustrated in Fig. 19.17, have been proposed: the *linear model* and the *threshold model*. The linear model postulates that damage from radiation is proportional to the dose, even at low levels of exposure. Thus any exposure is dangerous. The threshold model, on the other hand, assumes that no significant damage occurs below a certain exposure, called the *threshold exposure*. Note that if the linear model is correct, radiation exposure should be limited to a bare minimum (ideally at the natural levels). If the threshold model is correct, a certain level of radiation exposure beyond natural levels can be tolerated. Most scientists feel that since there is little evidence available to evaluate these models, it is safest to assume that the linear hypothesis is correct and to minimize radiation exposure.

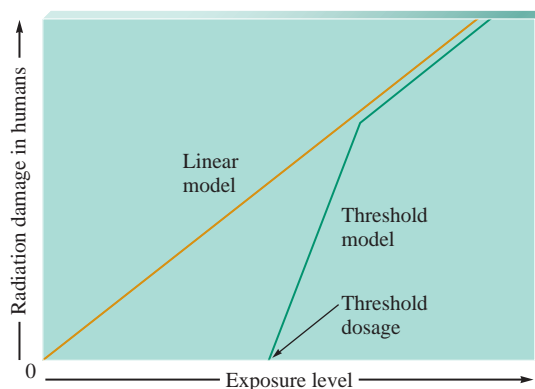


Figure 19.17

The two models for radiation damage. In the linear model, even a small dosage causes a proportional risk. In the threshold model, risk begins only after a certain dosage.

## ► Key Terms

neutron  
proton  
nucleon  
atomic number  
mass number  
isotopes  
nuclide

### Section 19.1

thermodynamic stability  
kinetic stability  
radioactive decay  
beta ( $\beta$ ) particle  
zone of stability  
alpha ( $\alpha$ ) particle  
 $\alpha$ -particle production  
spontaneous fission  
 $\beta$ -particle production  
gamma ( $\gamma$ ) ray  
positron production  
electron capture  
decay series

### Section 19.2

rate of decay  
half-life

### Section 19.3

nuclear transformation  
particle accelerator  
cyclotron  
linear accelerator  
transuranium elements

### Section 19.4

Geiger–Müller counter (Geiger counter)  
scintillation counter  
radiocarbon dating (carbon-14 dating)  
radiotracers

### Section 19.5

mass defect  
binding energy

### Section 19.6

fusion  
fission  
chain reaction  
subcritical reaction  
critical reaction  
supercritical reaction  
critical mass  
reactor core  
moderator  
control rods  
breeder reactor

## Radioactivity

- Certain nuclei decay spontaneously into more stable nuclei
- Types of radioactive decay:
  - $\alpha$ -particle ( ${}^4_2\text{He}$ ) production
  - $\beta$ -particle ( ${}_{-1}^0\text{e}$ ) production
  - Positron ( ${}^0_1\text{e}$ ) production
  - $\gamma$  rays are usually produced in a radioactive decay event
- A decay series involves several radioactive decays to finally reach a stable nuclide
- Radioactive decay follows first-order kinetics
  - Half-life of a radioactive sample: the time required for half of the nuclides to decay
- The transuranium elements (those beyond uranium in the periodic table) can be synthesized by particle bombardment of uranium or heavier elements
- Radiocarbon dating employs the  ${}^{14}_6\text{C}/{}^{12}_6\text{C}$  ratio in an object to establish its date of origin

## Thermodynamic stability of a nucleus

- Compares the mass of a nucleus to the sum of the masses of its component nucleons
- When a system gains or loses energy, it also gains or loses mass as described by the relationship  $E = mc^2$
- The difference between the sum of the masses of the component nucleons and the actual mass of a nucleus (called the mass defect) can be used to calculate the nuclear binding energy

## Nuclear energy production

- Fusion: the process of combining two light nuclei to form a heavier, more stable nucleus
- Fission: the process of splitting a heavy nucleus into two lighter, more stable nuclei
  - Current nuclear power reactors employ controlled fission to produce energy

## Radiation damage

- Radiation can cause direct (somatic) damage to a living organism or genetic damage to the organism's offspring
- The biologic effects of radiation depend on the energy, the penetrating ability, the ionizing ability of the radiation, and the chemical properties of the nuclide producing the radiation

## REVIEW QUESTIONS

1. Define or illustrate the following terms:
  - a. thermodynamic stability
  - b. kinetic stability
  - c. radioactive decay
  - d. beta-particle production
  - e. alpha-particle production
  - f. positron production
  - g. electron capture
  - h. gamma-ray emissions

In radioactive decay processes,  $A$  and  $Z$  are conserved. What does this mean?

2. Figure 19.1 illustrates the zone of stability. What is the zone of stability? Stable light nuclides have about equal numbers of neutrons and protons. What happens



## Section 19.7

somatic damage  
genetic damage  
rad  
rem

to the neutron-to-proton ratio for stable nuclides as the number of protons increases? Nuclides that are not already in the zone of stability undergo radioactive processes to get to the zone of stability. If a nuclide has too many neutrons, which process(es) can the nuclide undergo to become more stable? Answer the same question for a nuclide having too many protons.

- All radioactive decay processes follow first-order kinetics. What does this mean? What happens to the rate of radioactive decay as the number of nuclides is halved? Write the first-order rate law and the integrated first-order rate law. Define the terms in each equation. What is the half-life equation for radioactive decay processes? How does the half-life depend on how many nuclides are present? Are the half-life and rate constant  $k$  directly related or inversely related?
- What is a nuclear transformation? How do you balance nuclear transformation reactions? Particle accelerators are used to perform nuclear transformations. What is a particle accelerator?
- What is a Geiger counter and how does it work? What is a scintillation counter and how does it work? Radiotracers are used in the medical sciences to learn about metabolic pathways. What are radiotracers? Explain why  $^{14}\text{C}$  and  $^{32}\text{P}$  radioactive nuclides would be very helpful in learning about metabolic pathways. Why is I-131 useful for diagnosis of diseases of the thyroid? How could you use a radioactive nuclide to demonstrate that chemical equilibrium is a dynamic process?
- Explain the theory behind carbon-14 dating. What assumptions must be made and what problems arise when using carbon-14 dating?

The decay of uranium-238 to lead-206 is also used to estimate the age of objects. Specifically,  $^{206}\text{Pb}$ -to- $^{238}\text{U}$  ratios allow dating of rocks. Why is the  $^{238}\text{U}$  decay to  $^{206}\text{Pb}$  useful for dating rocks but useless for dating objects 10,000 years old or younger? Similarly, why is carbon-14 dating useful for dating objects 10,000 years old or younger but useless for dating rocks?

- Define *mass defect* and *binding energy*. How do you determine the mass defect for a nuclide? How do you convert the mass defect into the binding energy for a nuclide? Iron-56 has the largest binding energy per nucleon among all known nuclides. Is this good or bad for iron-56? Explain.
- Define *fission* and *fusion*. How does the energy associated with fission or fusion processes compare to the energy changes associated with chemical reactions? Fusion processes are more likely to occur for lighter elements, whereas fission processes are more likely to occur for heavier elements. Why? (*Hint*: Reference Fig. 19.10.) The major stumbling block for turning fusion reactions into a feasible source of power is the high temperature required to initiate a fusion reaction. Why are elevated temperatures necessary to initiate fusion reactions but not fission reactions?
- The fission of U-235 is used exclusively in nuclear power plants located in the United States. There are many different fission reactions of U-235, but all the fission reactions are self-sustaining chain reactions. Explain. Differentiate between the terms *critical*, *subcritical*, and *supercritical*. What is the critical mass? How does a nuclear power plant produce electricity? What are the purposes of the moderator and the control rods in a fission reactor? What are some problems associated with nuclear reactors? What are breeder reactors? What are some problems associated with breeder reactors?
- The biological effects of a particular source of radiation depend on several factors. List some of these factors. Even though  $^{85}\text{Kr}$  and  $^{90}\text{Sr}$  are both beta-particle emitters, the dangers associated with the decay of  $^{90}\text{Sr}$  are much greater than those linked to  $^{85}\text{Kr}$ . Why? Although gamma rays are far more penetrating than alpha particles, the latter are more likely to cause damage to an organism. Why? Which type of radiation is more effective at promoting the ionization of biomolecules?

A blue question or exercise number indicates that the answer to that question or exercise appears at the back of this book and a solution appears in the *Solutions Guide*, as found on PowerLecture.

## ► Questions

- When nuclei undergo nuclear transformations,  $\gamma$  rays of characteristic frequencies are observed. How does this fact, along with other information in the chapter on nuclear stability, suggest that a quantum mechanical model may apply to the nucleus?
- There is a trend in the United States toward using coal-fired power plants to generate electricity rather than building new nuclear fission power plants. Is the use of coal-fired power plants without risk? Make a list of the risks to society from the use of each type of power plant.
- Which type of radioactive decay has the net effect of changing a neutron into a proton? Which type of decay has the net effect of turning a proton into a neutron?
- What is annihilation in terms of nuclear processes?
- What are transuranium elements and how are they synthesized?
- Scientists have estimated that the earth's crust was formed 4.3 billion years ago. The radioactive nuclide  $^{176}\text{Lu}$ , which decays to  $^{176}\text{Hf}$ , was used to estimate this age. The half-life of  $^{176}\text{Lu}$  is 37 billion years. How are ratios of  $^{176}\text{Lu}$  to  $^{176}\text{Hf}$  utilized to date very old rocks?
- Why are the observed energy changes for nuclear processes so much larger than the energy changes for chemical and physical processes?
- Natural uranium is mostly nonfissionable  $^{238}\text{U}$ ; it contains only about 0.7% of fissionable  $^{235}\text{U}$ . For uranium to be useful as a nuclear fuel, the relative amount of  $^{235}\text{U}$  must be increased to about 3%. This is accomplished through a gas diffusion process. In the diffusion process, natural uranium reacts with fluorine to form a mixture of  $^{238}\text{UF}_6(\text{g})$  and  $^{235}\text{UF}_6(\text{g})$ . The fluoride mixture is then enriched through a multistage diffusion process to produce a 3%  $^{235}\text{U}$  nuclear fuel. The diffusion process utilizes Graham's law of effusion (see Chapter 5, Section 5.7). Explain how Graham's law of effusion allows natural uranium to be enriched by the gaseous diffusion process.
- Much of the research on controlled fusion focuses on the problem of how to contain the reacting material. Magnetic fields appear to be the most promising mode of containment. Why is containment such a problem? Why must one resort to magnetic fields for containment?
- A recent study concluded that any amount of radiation exposure can cause biological damage. Explain the differences between the two models of radiation damage, the linear model and the threshold model.

## ► Exercises

In this section similar exercises are paired.

### Radioactive Decay and Nuclear Transformations

- Write an equation describing the radioactive decay of each of the following nuclides. (The particle produced is shown in parentheses, except for electron capture, where an electron is a reactant.)
  - $^3_1\text{H}$  ( $\beta$ )
  - $^8_3\text{Li}$  ( $\beta$  followed by  $\alpha$ )
  - $^7_4\text{Be}$  (electron capture)
  - $^8_5\text{B}$  (positron)
- In each of the following radioactive decay processes, supply the missing particle.
  - $^{60}\text{Co} \rightarrow ^{60}\text{Ni} + ?$
  - $^{97}\text{Tc} + ? \rightarrow ^{97}\text{Mo}$
  - $^{99}\text{Tc} \rightarrow ^{99}\text{Ru} + ?$
  - $^{239}\text{Pu} \rightarrow ^{235}\text{U} + ?$
- Write an equation describing the radioactive decay of each of the following nuclides. (The particle produced is shown in parentheses, except for electron capture, where an electron is a reactant.)
  - $^{68}\text{Ga}$  (electron capture)
  - $^{62}\text{Cu}$  (positron)
  - $^{212}\text{Fr}$  ( $\alpha$ )
  - $^{129}\text{Sb}$  ( $\beta$ )
- In each of the following radioactive decay processes, supply the missing particle.
  - $^{73}\text{Ga} \rightarrow ^{73}\text{Ge} + ?$
  - $^{192}\text{Pt} \rightarrow ^{188}\text{Os} + ?$
  - $^{205}\text{Bi} \rightarrow ^{205}\text{Pb} + ?$
  - $^{241}\text{Cm} + ? \rightarrow ^{241}\text{Am}$
- Uranium-235 undergoes a series of  $\alpha$ -particle and  $\beta$ -particle productions to end up as lead-207. How many  $\alpha$  particles and  $\beta$  particles are produced in the complete decay series?
- The radioactive isotope  $^{247}\text{Bk}$  decays by a series of  $\alpha$ -particle and  $\beta$ -particle productions, taking  $^{247}\text{Bk}$  through many transformations to end up as  $^{207}\text{Pb}$ . In the complete decay series, how many  $\alpha$  particles and  $\beta$  particles are produced?
- One type of commercial smoke detector contains a minute amount of radioactive americium-241 ( $^{241}\text{Am}$ ), which decays by  $\alpha$ -particle production. The  $\alpha$  particles ionize molecules in the air, allowing it to conduct an electric current. When smoke particles enter, the conductivity of the air is changed and the alarm buzzes.
  - Write the equation for the decay of  $^{241}_{95}\text{Am}$  by  $\alpha$ -particle production.
  - The complete decay of  $^{241}\text{Am}$  involves successively  $\alpha$ ,  $\alpha$ ,  $\beta$ ,  $\alpha$ ,  $\alpha$ ,  $\beta$ ,  $\alpha$ ,  $\alpha$ ,  $\beta$ ,  $\alpha$ , and  $\beta$  production. What is the final stable nucleus produced in this decay series?
  - Identify the 11 intermediate nuclides.
- Thorium-232 is known to undergo a progressive decay series until it reaches stability at lead-208. For each step of the series indicated in the table below, indicate which nuclear particle is emitted.

Parent Nuclide	Particle Emitted
Th-232	_____
Ra-228	_____
Ac-228	_____
Th-228	_____
Ra-224	_____
Rn-220	_____
Po-216	_____
Pb-212	_____
Po-212	_____
Pb-208	_____

19. There are four stable isotopes of iron with mass numbers 54, 56, 57, and 58. There are also two radioactive isotopes: iron-53 and iron-59. Predict modes of decay for these two isotopes. (See Table 19.2.)
20. The only stable isotope of fluorine is fluorine-19. Predict possible modes of decay for fluorine-21, fluorine-18, and fluorine-17.
21. In 1994 it was proposed (and eventually accepted) that element 106 be named seaborgium, Sg, in honor of Glenn T. Seaborg, discoverer of the transuranium elements.
- $^{263}\text{Sg}$  was produced by the bombardment of  $^{249}\text{Cf}$  with a beam of  $^{18}\text{O}$  nuclei. Complete and balance an equation for this reaction.
  - $^{263}\text{Sg}$  decays by  $\alpha$  emission. What is the other product resulting from the  $\alpha$  decay of  $^{263}\text{Sg}$ ?
22. Many elements have been synthesized by bombarding relatively heavy atoms with high-energy particles in particle accelerators. Complete the following nuclear reactions, which have been used to synthesize elements.
- $\text{_____} + {}^4_2\text{He} \rightarrow {}^{243}_{97}\text{Bk} + {}^1_0\text{n}$
  - ${}^{238}_{92}\text{U} + {}^{12}_6\text{C} \rightarrow \text{_____} + 6 {}^1_0\text{n}$
  - ${}^{249}_{98}\text{Cf} + \text{_____} \rightarrow {}^{260}_{105}\text{Db} + 4 {}^1_0\text{n}$
  - ${}^{249}_{98}\text{Cf} + {}^{10}_5\text{B} \rightarrow {}^{257}_{103}\text{Lr} + \text{_____}$

### Kinetics of Radioactive Decay

23. The rate constant for a certain radioactive nuclide is  $1.0 \times 10^{-3} \text{ h}^{-1}$ . What is the half-life of this nuclide?
24. Americium-241 is widely used in smoke detectors. The radiation released by this element ionizes particles that are then detected by a charged-particle collector. The half-life of  $^{241}\text{Am}$  is 433 years, and it decays by emitting alpha particles. How many alpha particles are emitted each second by a 5.00-g sample of  $^{241}\text{Am}$ ?
25. Krypton consists of several radioactive isotopes, some of which are listed in the following table.
- |       | Half-Life            |
|-------|----------------------|
| Kr-73 | 27 s                 |
| Kr-74 | 11.5 min             |
| Kr-76 | 14.8 h               |
| Kr-81 | $2.1 \times 10^5$ yr |
- Which of these isotopes is most stable and which isotope is "hottest"? How long does it take for 87.5% of each isotope to decay?
26. Radioactive copper-64 decays with a half-life of 12.8 days.
- What is the value of  $k$  in  $\text{s}^{-1}$ ?
  - A sample contains 28.0 mg  $^{64}\text{Cu}$ . How many decay events will be produced in the first second? Assume the atomic mass of  $^{64}\text{Cu}$  is 64.0.
  - A chemist obtains a fresh sample of  $^{64}\text{Cu}$  and measures its radioactivity. She then determines that to do an experiment, the radioactivity cannot fall below 25% of the initial measured value. How long does she have to do the experiment?
27. A chemist wishing to do an experiment requiring  $^{47}\text{Ca}^{2+}$  (half-life = 4.5 days) needs 5.0  $\mu\text{g}$  of the nuclide. What mass of  $^{47}\text{CaCO}_3$  must be ordered if it takes 48 h for delivery from the supplier? Assume that the atomic mass of  $^{47}\text{Ca}$  is 47.0.
28. The curie (Ci) is a commonly used unit for measuring nuclear radioactivity: 1 curie of radiation is equal to  $3.7 \times 10^{10}$  decay events per second (the number of decay events from 1 g radium in 1 s).
- What mass of  $\text{Na}_2^{38}\text{SO}_4$  has an activity of 10.0 mCi? Sulfur-38 has an atomic mass of 38.0 and a half-life of 2.87 h.
  - How long does it take for 99.99% of a sample of sulfur-38 to decay?
29. The first atomic explosion was detonated in the desert north of Alamogordo, New Mexico, on July 16, 1945. What fraction of the strontium-90 ( $t_{1/2} = 28.9$  years) originally produced by that explosion still remains as of July 16, 2009?
30. Iodine-131 is used in the diagnosis and treatment of thyroid disease and has a half-life of 8.0 days. If a patient with thyroid disease consumes a sample of  $\text{Na}^{131}\text{I}$  containing 10.  $\mu\text{g}$   $^{131}\text{I}$ , how long will it take for the amount of  $^{131}\text{I}$  to decrease to 1/100 of the original amount?
31. The Br-82 nucleus has a half-life of  $1.0 \times 10^3$  min. If you wanted 1.0 g Br-82 and the delivery time was 3.0 days, what mass of NaBr should you order (assuming all of the Br in the NaBr was Br-82)?
32. Fresh rainwater or surface water contains enough tritium ( $^3\text{H}$ ) to show 5.5 decay events per minute per 100. g water. Tritium has a half-life of 12.3 years. You are asked to check a vintage wine that is claimed to have been produced in 1946. How many decay events per minute should you expect to observe in 100. g of that wine?
33. A living plant contains approximately the same fraction of carbon-14 as in atmospheric carbon dioxide. Assuming that the observed rate of decay of carbon-14 from a living plant is 13.6 counts per minute per gram of carbon, how many counts per minute per gram of carbon will be measured from a 15,000-year-old sample? Will radiocarbon dating work well for small samples of 10 mg or less? (For  $^{14}\text{C}$ ,  $t_{1/2} = 5730$  years.)
34. Assume a constant  $^{14}\text{C}/^{12}\text{C}$  ratio of 13.6 counts per minute per gram of living matter. A sample of a petrified tree was found to give 1.2 counts per minute per gram. How old is the tree? (For  $^{14}\text{C}$ ,  $t_{1/2} = 5730$  years.)
35. A rock contains 0.688 mg  $^{206}\text{Pb}$  for every 1.000 mg  $^{238}\text{U}$  present. Assuming that no lead was originally present, that all the  $^{206}\text{Pb}$  formed over the years has remained in the rock, and that the number of nuclides in intermediate stages of decay between  $^{238}\text{U}$  and  $^{206}\text{Pb}$  is negligible, calculate the age of the rock. (For  $^{238}\text{U}$ ,  $t_{1/2} = 4.5 \times 10^9$  years.)
36. The mass ratios of  $^{40}\text{Ar}$  to  $^{40}\text{K}$  also can be used to date geologic materials. Potassium-40 decays by two processes:
- $${}^{40}_{19}\text{K} + {}^0_{-1}\text{e} \longrightarrow {}^{40}_{18}\text{Ar} (10.7\%) \quad t_{1/2} = 1.27 \times 10^9 \text{ years}$$
- $${}^{40}_{19}\text{K} \longrightarrow {}^{40}_{20}\text{Ca} + {}^0_{-1}\text{e} (89.3\%)$$
- Why are  $^{40}\text{Ar}/^{40}\text{K}$  ratios used to date materials rather than  $^{40}\text{Ca}/^{40}\text{K}$  ratios?
  - What assumptions must be made using this technique?
  - A sedimentary rock has an  $^{40}\text{Ar}/^{40}\text{K}$  ratio of 0.95. Calculate the age of the rock.
  - How will the measured age of a rock compare to the actual age if some  $^{40}\text{Ar}$  escaped from the sample?

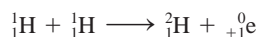
### Energy Changes in Nuclear Reactions

37. The sun radiates  $3.9 \times 10^{23}$  J of energy into space every second. What is the rate at which mass is lost from the sun?
38. The earth receives  $1.8 \times 10^{14}$  kJ/s of solar energy. What mass of solar material is converted to energy over a 24-h period to provide the daily amount of solar energy to the earth? What mass of coal would have to be burned to provide the same amount of energy? (Coal releases 32 kJ of energy per gram when burned.)
39. Many transuranium elements, such as plutonium-232, have very short half-lives. (For  $^{232}\text{Pu}$ , the half-life is 36 minutes.) However, some, like protactinium-231 (half-life =  $3.34 \times 10^4$  years), have relatively long half-lives. Use the masses given in the following table to calculate the change in energy when 1 mol  $^{232}\text{Pu}$  nuclei and 1 mol  $^{231}\text{Pa}$  nuclei are each formed from their respective number of protons and neutrons.


Atom or Particle	Atomic Mass
Neutron	$1.67493 \times 10^{-24}$ g
Proton	$1.67262 \times 10^{-24}$ g
Electron	$9.10939 \times 10^{-28}$ g
Pu-232	$3.85285 \times 10^{-22}$ g
Pa-231	$3.83616 \times 10^{-22}$ g

(Since the masses of  $^{232}\text{Pu}$  and  $^{231}\text{Pa}$  are atomic masses, they each include the mass of the electrons present. The mass of the nucleus will be the atomic mass minus the mass of the electrons.)

40. The most stable nucleus in terms of binding energy per nucleon is  $^{56}\text{Fe}$ . If the atomic mass of  $^{56}\text{Fe}$  is 55.9349 amu, calculate the binding energy per nucleon for  $^{56}\text{Fe}$ .
41. Calculate the binding energy in J/nucleon for carbon-12 (atomic mass 12.0000) and uranium-235 (atomic mass 235.0439). The atomic mass of  $^1_1\text{H}$  is 1.00782 amu and the mass of a neutron is 1.00866 amu. The most stable nucleus known is  $^{56}\text{Fe}$  (see Exercise 40). Would the binding energy per nucleon for  $^{56}\text{Fe}$  be larger or smaller than that of  $^{12}\text{C}$  or  $^{235}\text{U}$ ? Explain.
42. Calculate the binding energy per nucleon for  $^2_1\text{H}$  and  $^3_1\text{H}$ . The atomic masses are  $^2_1\text{H}$ , 2.01410, and  $^3_1\text{H}$ , 3.01605.
43. The mass defect for a Li-6 nucleus is  $-0.03434$  g/mol. Calculate the atomic mass of Li-6.
44. The binding energy per nucleon for Mg-27 is  $1.326 \times 10^{-12}$  J/nucleon. Calculate the atomic mass of Mg-27.
45. Calculate the amount of energy released per gram of hydrogen nuclei reacted for the following reaction. The atomic masses are  $^1_1\text{H}$ , 1.00782 amu;  $^2_1\text{H}$ , 2.01410 amu; and an electron,  $5.4858 \times 10^{-4}$  amu. (*Hint*: Think carefully about how to account for the electron mass.)



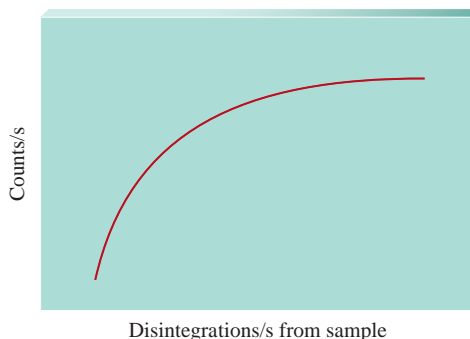
46. The easiest fusion reaction to initiate is



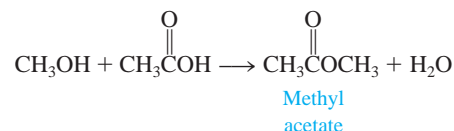
Calculate the energy released per  $^4_2\text{He}$  nucleus produced and per mole of  $^4_2\text{He}$  produced. The atomic masses are  $^2_1\text{H}$ , 2.01410;  $^3_1\text{H}$ , 3.01605; and  $^4_2\text{He}$ , 4.00260. The masses of the electron and neutron are  $5.4858 \times 10^{-4}$  amu and 1.00866 amu, respectively.

### Detection, Uses, and Health Effects of Radiation

47. The typical response of a Geiger–Müller tube is shown below. Explain the shape of this curve.

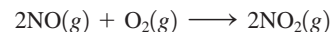


48. When using a Geiger–Müller counter to measure radioactivity, it is necessary to maintain the same geometrical orientation between the sample and the Geiger–Müller tube to compare different measurements. Why?
49. Consider the following reaction to produce methyl acetate:

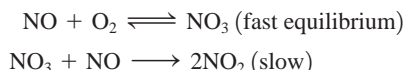


When this reaction is carried out with  $\text{CH}_3\text{OH}$  containing oxygen-18, the water produced does not contain oxygen-18. Explain.

50. A chemist studied the reaction mechanism for the reaction



by reacting  $\text{N}^{16}\text{O}$  with  $^{18}\text{O}_2$ . If the reaction mechanism is



what distribution of  $^{18}\text{O}$  would you expect in the  $\text{NO}_2$ ? Assume that N is the central atom in  $\text{NO}_3$ , assume only  $\text{N}^{16}\text{O}^{18}\text{O}_2$  forms, and assume stoichiometric amounts of reactants are combined.

51. U-235 undergoes many different fission reactions. For one such reaction, when U-235 is struck with a neutron, Ce-144 and Sr-90 are produced along with some neutrons and electrons. How many neutrons and  $\beta$ -particles are produced in this fission reaction?
52. Breeder reactors are used to convert the nonfissionable nuclide  $^{238}_{92}\text{U}$  to a fissionable product. Neutron capture of the  $^{238}_{92}\text{U}$  is followed by two successive beta decays. What is the final fissionable product?

53. Which do you think would be the greater health hazard: the release of a radioactive nuclide of Sr or a radioactive nuclide of Xe into the environment? Assume the amount of radioactivity is the same in each case. Explain your answer on the basis of the chemical properties of Sr and Xe. Why are the chemical properties of a radioactive substance important in assessing its potential health hazards?
54. Consider the following information:
- The layer of dead skin on our bodies is sufficient to protect us from most  $\alpha$ -particle radiation.
  - Plutonium is an  $\alpha$ -particle producer.
  - The chemistry of  $\text{Pu}^{4+}$  is similar to that of  $\text{Fe}^{3+}$ .
  - Pu oxidizes readily to  $\text{Pu}^{4+}$ .
- Why is plutonium one of the most toxic substances known?

### ▶ Connecting to Biochemistry

55. Write balanced equations for each of the processes described below.
- Chromium-51, which targets the spleen and is used as a tracer in studies of red blood cells, decays by electron capture.
  - Iodine-131, used to treat hyperactive thyroid glands, decays by producing a  $\beta$  particle.
  - Phosphorus-32, which accumulates in the liver, decays by  $\beta$ -particle production.
56. Each of the following isotopes has been used medically for the purpose indicated. Suggest reasons why the particular element might have been chosen for this purpose.
- cobalt-57, for study of the body's use of vitamin B<sub>12</sub>
  - calcium-47, for study of bone metabolism
  - iron-59, for study of red blood cell function
57. Technetium-99 has been used as a radiographic agent in bone scans ( $^{99}_{43}\text{Tc}$  is absorbed by bones). If  $^{99}_{43}\text{Tc}$  has a half-life of 6.0 hours, what fraction of an administered dose of 100.  $\mu\text{g}$   $^{99}_{43}\text{Tc}$  remains in a patient's body after 2.0 days?
58. The mass percent of carbon in a typical human is 18%, and the mass percent of  $^{14}\text{C}$  in natural carbon is  $1.6 \times 10^{-10}\%$ . Assuming a 180-lb person, how many decay events per second occur in this person due exclusively to the  $\beta$ -particle decay of  $^{14}\text{C}$  (for  $^{14}\text{C}$ ,  $t_{1/2} = 5730$  years)?
59. Phosphorus-32 is a commonly used radioactive nuclide in biochemical research, particularly in studies of nucleic acids. The half-life of phosphorus-32 is 14.3 days. What mass of phosphorus-32 is left from an original sample of 175 mg  $\text{Na}_3^{32}\text{PO}_4$  after 35.0 days? Assume the atomic mass of  $^{32}\text{P}$  is 32.0.
60. A 0.20-mL sample of a solution containing  $^3\text{H}$  that produces  $3.7 \times 10^3$  cps is injected into the bloodstream of an animal. After allowing circulatory equilibrium to be established, a 0.20-mL sample of blood is found to have an activity of 20. cps. Calculate the blood volume of the animal.
61. Photosynthesis in plants can be represented by the following overall reaction:



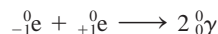
Algae grown in water containing some  $^{18}\text{O}$  (in  $\text{H}_2^{18}\text{O}$ ) evolve oxygen gas with the same isotopic composition as the oxygen in the water. When algae growing in water containing only  $^{16}\text{O}$  were

furnished carbon dioxide containing  $^{18}\text{O}$ , no  $^{18}\text{O}$  was found to be evolved from the oxygen gas produced. What conclusions about photosynthesis can be drawn from these experiments?

62. Strontium-90 and radon-222 both pose serious health risks.  $^{90}\text{Sr}$  decays by  $\beta$ -particle production and has a relatively long half-life (28.9 years). Radon-222 decays by  $\alpha$ -particle production and has a relatively short half-life (3.82 days). Explain why each decay process poses health risks.

### ▶ Additional Exercises

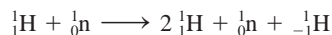
63. Predict whether each of the following nuclides is stable or unstable (radioactive). If the nuclide is unstable, predict the type of radioactivity you would expect it to exhibit.
- $^{45}_{19}\text{K}$
  - $^{56}_{26}\text{Fe}$
  - $^{20}_{11}\text{Na}$
  - $^{194}_{81}\text{Tl}$
64. At a flea market, you've found a very interesting painting done in the style of Rembrandt's "dark period" (1642–1672). You suspect that you really do not have a genuine Rembrandt, but you take it to the local university for testing. Living wood shows a carbon-14 activity of 15.3 counts per minute per gram. Your painting showed a carbon-14 activity of 15.1 counts per minute per gram. Could it be a genuine Rembrandt?
65. Define "third-life" in a similar way to "half-life" and determine the "third-life" for a nuclide that has a half-life of 31.4 years.
66. A proposed system for storing nuclear wastes involves storing the radioactive material in caves or deep mine shafts. One of the most toxic nuclides that must be disposed of is plutonium-239, which is produced in breeder reactors and has a half-life of 24,100 years. A suitable storage place must be geologically stable long enough for the activity of plutonium-239 to decrease to 0.1% of its original value. How long is this for plutonium-239?
67. During World War II, tritium ( $^3\text{H}$ ) was a component of fluorescent watch dials and hands. Assume you have such a watch that was made in January 1944. If 17% or more of the original tritium was needed to read the dial in dark places, until what year could you read the time at night? (For  $^3\text{H}$ ,  $t_{1/2} = 12.3$  yr.)
68. A positron and an electron can annihilate each other on colliding, producing energy as photons:



Assuming that both  $\gamma$  rays have the same energy, calculate the wavelength of the electromagnetic radiation produced.

69. A small atomic bomb releases energy equivalent to the detonation of 20,000 tons of TNT; a ton of TNT releases  $4 \times 10^9$  J of energy when exploded. Using  $2 \times 10^{13}$  J/mol as the energy released by fission of  $^{235}\text{U}$ , approximately what mass of  $^{235}\text{U}$  undergoes fission in this atomic bomb?
70. During the research that led to production of the two atomic bombs used against Japan in World War II, different mechanisms for obtaining a supercritical mass of fissionable material were investigated. In one type of bomb, a "gun" shot one piece of fissionable material into a cavity containing another piece of fissionable material. In the second type of bomb, the fissionable material was surrounded with a high explosive that, when detonated, compressed the fissionable material into a smaller volume. Discuss what is meant by critical mass, and explain why the ability to achieve a critical mass is essential to sustaining a nuclear reaction.

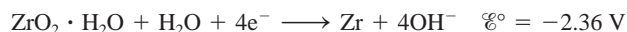
71. Using the kinetic molecular theory (Section 5.6), calculate the root mean square velocity and the average kinetic energy of  ${}^2_1\text{H}$  nuclei at a temperature of  $4 \times 10^7$  K. (See Exercise 46 for the appropriate mass values.)
72. Consider the following reaction, which can take place in particle accelerators:



Calculate the energy change for this reaction. Is energy released or absorbed? What is a possible source for this energy?

### ► Challenge Problems

73. Naturally occurring uranium is composed mostly of  ${}^{238}\text{U}$  and  ${}^{235}\text{U}$ , with relative abundances of 99.28% and 0.72%, respectively. The half-life for  ${}^{238}\text{U}$  is  $4.5 \times 10^9$  years, and the half-life for  ${}^{235}\text{U}$  is  $7.1 \times 10^8$  years. Assuming that the earth was formed 4.5 billion years ago, calculate the relative abundances of the  ${}^{238}\text{U}$  and  ${}^{235}\text{U}$  isotopes when the earth was formed.
74. The curie (Ci) is a commonly used unit for measuring nuclear radioactivity: 1 curie of radiation is equal to  $3.7 \times 10^{10}$  decay events per second (the number of decay events from 1 g radium in 1 s). A 1.7-mL sample of water containing tritium was injected into a 150-lb person. The total activity of radiation injected was 86.5 mCi. After some time to allow the tritium activity to equally distribute throughout the body, a sample of blood plasma containing 2.0 mL water at an activity of  $3.6 \mu\text{Ci}$  was removed. From these data, calculate the mass percent of water in this 150-lb person.
75. A  $0.10\text{-cm}^3$  sample of a solution containing a radioactive nuclide ( $5.0 \times 10^3$  counts per minute per milliliter) is injected into a rat. Several minutes later  $1.0 \text{ cm}^3$  blood is removed. The blood shows 48 counts per minute of radioactivity. Calculate the volume of blood in the rat. What assumptions must be made in performing this calculation?
76. Zirconium is one of the few metals that retains its structural integrity upon exposure to radiation. The fuel rods in most nuclear reactors therefore are often made of zirconium. Answer the following questions about the redox properties of zirconium based on the half-reaction

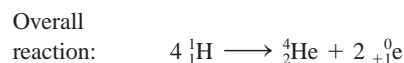
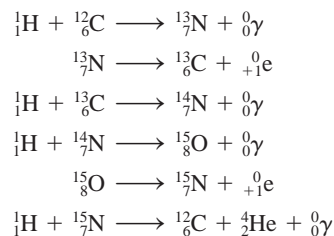


- Is zirconium metal capable of reducing water to form hydrogen gas at standard conditions?
- Write a balanced equation for the reduction of water by zirconium.
- Calculate  $\mathcal{E}^\circ$ ,  $\Delta G^\circ$ , and  $K$  for the reduction of water by zirconium metal.
- The reduction of water by zirconium occurred during the accidents at Three Mile Island in 1979. The hydrogen produced was successfully vented and no chemical explosion occurred. If  $1.00 \times 10^3$  kg Zr reacts, what mass of  $\text{H}_2$  is produced? What volume of  $\text{H}_2$  at 1.0 atm and  $1000.^\circ\text{C}$  is produced?
- At Chernobyl in 1986, hydrogen was produced by the reaction of superheated steam with the graphite reactor core:



It was not possible to prevent a chemical explosion at Chernobyl. In light of this, do you think it was a correct decision to vent the hydrogen and other radioactive gases into the atmosphere at Three Mile Island? Explain.

77. In addition to the process described in the text, a second process called the *carbon–nitrogen cycle* occurs in the sun:



- What is the catalyst in this process?
  - What nucleons are intermediates?
  - How much energy is released per mole of hydrogen nuclei in the overall reaction? (The atomic masses of  ${}^1_1\text{H}$  and  ${}^4_2\text{He}$  are 1.00782 and 4.00260, respectively.)
78. The most significant source of natural radiation is radon-222,  ${}^{222}\text{Rn}$ , a decay product of  ${}^{238}\text{U}$ , is continuously generated in the earth's crust, allowing gaseous Rn to seep into the basements of buildings. Because  ${}^{222}\text{Rn}$  is an  $\alpha$ -particle producer with a relatively short half-life of 3.82 days, it can cause biological damage when inhaled.
- How many  $\alpha$  particles and  $\beta$  particles are produced when  ${}^{238}\text{U}$  decays to  ${}^{222}\text{Rn}$ ? What nuclei are produced when  ${}^{222}\text{Rn}$  decays?
  - Radon is a noble gas so one would expect it to pass through the body quickly. Why is there a concern over inhaling  ${}^{222}\text{Rn}$ ?
  - Another problem associated with  ${}^{222}\text{Rn}$  is that the decay of  ${}^{222}\text{Rn}$  produces a more potent  $\alpha$ -particle producer ( $t_{1/2} = 3.11$  min) that is a solid. What is the identity of the solid? Give the balanced equation of this species decaying by  $\alpha$ -particle production. Why is the solid a more potent  $\alpha$ -particle producer?
  - The U.S. Environmental Protection Agency (EPA) recommends that  ${}^{222}\text{Rn}$  levels not exceed 4 pCi per liter of air (1 Ci = 1 curie =  $3.7 \times 10^{10}$  decay events per second; 1 pCi =  $1 \times 10^{-12}$  Ci). Convert 4.0 pCi per liter of air into concentrations units of  ${}^{222}\text{Rn}$  atoms per liter of air and moles of  ${}^{222}\text{Rn}$  per liter of air.
79. To determine the  $K_{\text{sp}}$  value of  $\text{Hg}_2\text{I}_2$ , a chemist obtained a solid sample of  $\text{Hg}_2\text{I}_2$  in which some of the iodine is present as radioactive  ${}^{131}\text{I}$ . The count rate of the  $\text{Hg}_2\text{I}_2$  sample is  $5.0 \times 10^{11}$  counts per minute per mole of I. An excess amount of  $\text{Hg}_2\text{I}_2(s)$  is placed into some water, and the solid is allowed to come to equilibrium with its respective ions. A 150.0-mL sample of the saturated solution is withdrawn and the radioactivity measured at 33 counts per minute. From this information, calculate the  $K_{\text{sp}}$  value for  $\text{Hg}_2\text{I}_2$ .
- $$\text{Hg}_2\text{I}_2(s) \rightleftharpoons \text{Hg}_2^{2+}(aq) + 2\text{I}^-(aq) \quad K_{\text{sp}} = [\text{Hg}_2^{2+}][\text{I}^-]^2$$
80. Estimate the temperature needed to achieve the fusion of deuterium to make an  $\alpha$  particle. The energy required can be


estimated from Coulomb's law [use the form  $E = 9.0 \times 10^9 (Q_1 Q_2 / r)$ , using  $Q = 1.6 \times 10^{-19}$  C for a proton, and  $r = 2 \times 10^{-15}$  m for the helium nucleus; the unit for the proportionality constant in Coulomb's law is  $\text{J} \cdot \text{m}/\text{C}^2$ ].

### ► Integrative Problems

These problems require the integration of multiple concepts to find the solutions.

81. A recently reported synthesis of the transuranium element bohrium (Bh) involved the bombardment of berkelium-249 with neon-22 to produce bohrium-267. Write a nuclear reaction for this synthesis. The half-life of bohrium-267 is 15.0 seconds. If 199 atoms of bohrium-267 could be synthesized, how much time would elapse before only 11 atoms of bohrium-267 remain? What is the expected electron configuration of elemental bohrium?
82. Radioactive cobalt-60 is used to study defects in vitamin B<sub>12</sub> absorption because cobalt is the metallic atom at the center of the vitamin B<sub>12</sub> molecule. The nuclear synthesis of this cobalt isotope involves a three-step process. The overall reaction is iron-58 reacting with two neutrons to produce cobalt-60 along with the emission of another particle. What particle is emitted in this nuclear synthesis? What is the binding energy in J per nucleon for the cobalt-60 nucleus (atomic masses:  $^{60}\text{Co} = 59.9338$  amu;  $^1\text{H} = 1.00782$  amu)? What is the de Broglie wavelength of the emitted particle if it has a velocity equal to  $0.90c$  where  $c$  is the speed of light?

# The Representative Elements



A magnified crystal of bismuth.

- 20.1** ▶ A Survey of the Representative Elements  
Atomic Size and Group Anomalies  
Abundance and Preparation
- 20.2** ▶ The Group 1A Elements
- 20.3** ▶ The Chemistry of Hydrogen
- 20.4** ▶ The Group 2A Elements
- 20.5** ▶ The Group 3A Elements
- 20.6** ▶ The Group 4A Elements
- 20.7** ▶ The Group 5A Elements
- 20.8** ▶ The Chemistry of Nitrogen  
Nitrogen Hydrides  
Nitrogen Oxides  
Oxyacids of Nitrogen
- 20.9** ▶ The Chemistry of Phosphorus  
Phosphorus Oxides and Oxyacids  
Phosphorus in Fertilizers
- 20.10** ▶ The Group 6A Elements
- 20.11** ▶ The Chemistry of Oxygen
- 20.12** ▶ The Chemistry of Sulfur  
Sulfur Oxides  
Oxyacids of Sulfur
- 20.13** ▶ The Group 7A Elements  
Hydrogen Halides  
Oxyacids and Oxyanions
- 20.14** ▶ The Group 8A Elements





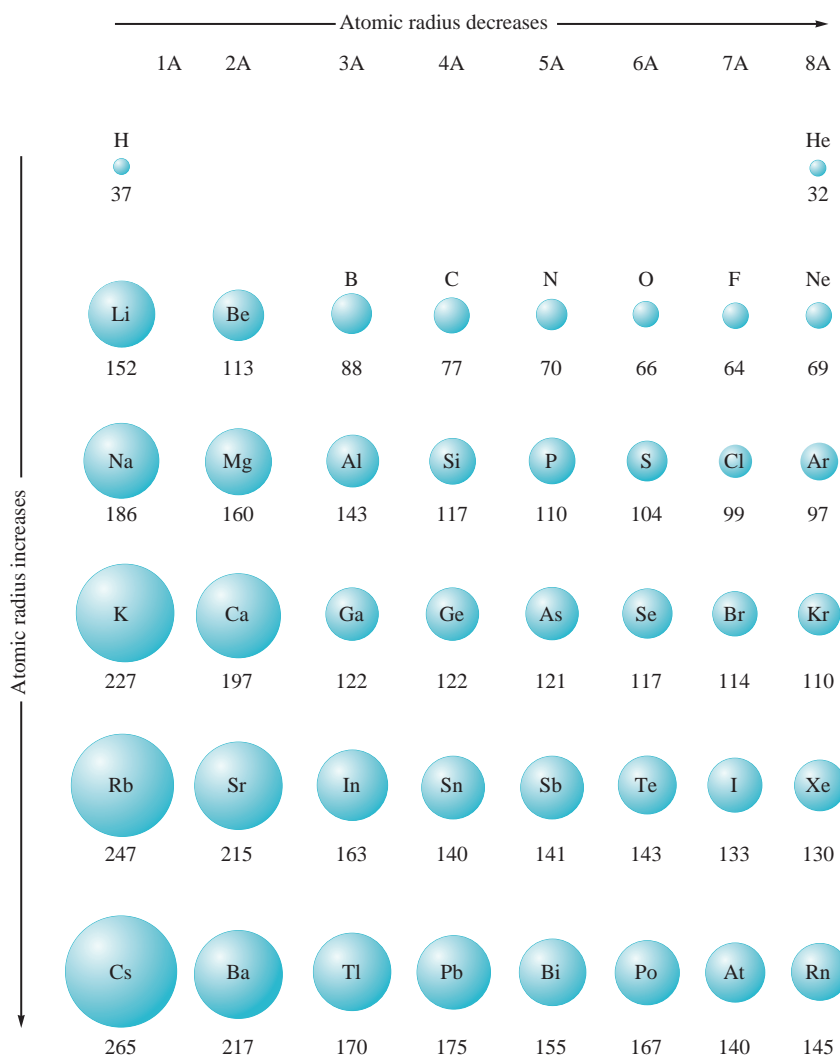
Metallic character increases going down a group in the periodic table.

the same period. Metallic character is observed to increase in going down a given group, which is consistent with the trends in ionization energy, electron affinity, and electronegativity discussed earlier (see Sections 7.12 and 8.2).

## Atomic Size and Group Anomalies

Although the chemical properties of the members of a group have many similarities, there are also important differences. The most dramatic differences usually occur between the first and second member. For example, hydrogen in Group 1A is a nonmetal, whereas lithium is a very active metal. This extreme difference results primarily from the very large difference in the atomic radii of hydrogen and lithium, as shown in Fig. 20.2. Since the small hydrogen atom has a much greater attraction for electrons than do the larger members of Group 1A, it forms covalent bonds with nonmetals. In contrast, the other members of Group 1A lose their valence electrons to nonmetals to form 1+ cations in ionic compounds.

The effect of size is also evident in other groups. For example, the oxides of the metals in Group 2A are all quite basic except for the first member of the series; beryllium oxide (BeO) is amphoteric. The basicity of an oxide depends on its ionic character. Ionic oxides contain the  $O^{2-}$  ion, which reacts with water to form two  $OH^-$  ions. All the oxides



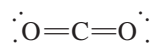
**Figure 20.2**

Some atomic radii (in picometers).

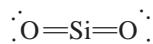
of the Group 2A metals are highly ionic except for beryllium oxide, which has considerable covalent character. The small  $\text{Be}^{2+}$  ion can effectively polarize the electron “cloud” of the  $\text{O}^{2-}$  ion, thereby producing significant electron sharing. We see the same pattern in Group 3A, where only the small boron atom behaves as a nonmetal, or sometimes as a semimetal, whereas aluminum and the other members are active metals.

In Group 4A the effect of size is reflected in the dramatic differences between the chemical properties of carbon and silicon. The chemistry of carbon is dominated by molecules containing chains of C—C bonds, but silicon compounds mainly contain Si—O bonds rather than Si—Si bonds. Silicon does form compounds with chains of Si—Si bonds, but these compounds are much more reactive than the corresponding carbon compounds. The reasons for the difference in reactivity between the carbon and silicon compounds are quite complex but are likely related to the differences in the sizes of the carbon and silicon atoms.

Carbon and silicon also differ markedly in their abilities to form  $\pi$  bonds. As we discussed in Section 9.1, carbon dioxide is composed of discrete  $\text{CO}_2$  molecules with the Lewis structure



where the carbon and oxygen atoms achieve the [Ne] configuration by forming  $\pi$  bonds. In contrast, the structure of silica (empirical formula  $\text{SiO}_2$ ) is based on  $\text{SiO}_4$  tetrahedra with Si—O—Si bridges, as shown in Fig. 20.3. The silicon  $3p$  valence orbitals do not overlap very effectively with the smaller oxygen  $2p$  orbitals to form  $\pi$  bonds; therefore, discrete  $\text{SiO}_2$  molecules with the Lewis structure



are not stable. Instead, the silicon atoms achieve a noble gas configuration by forming four Si—O single bonds.

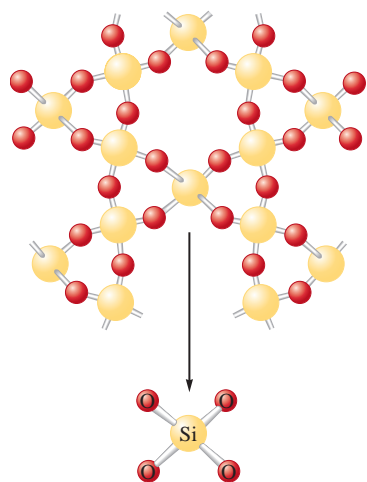
The importance of  $\pi$  bonding for the relatively small elements of the second period also explains the different elemental forms of the members of Groups 5A and 6A. For example, elemental nitrogen exists as very stable  $\text{N}_2$  molecules with the Lewis structure  $\text{:N}\equiv\text{N:}$ . Elemental phosphorus forms larger aggregates of atoms, the simplest being the tetrahedral  $\text{P}_4$  molecules found in white phosphorus (see Fig. 20.18). Like silicon atoms, the relatively large phosphorus atoms do not form strong  $\pi$  bonds but prefer to achieve a noble gas configuration by forming single bonds to several other phosphorus atoms. In contrast, its very strong  $\pi$  bonds make the  $\text{N}_2$  molecule the most stable form of elemental nitrogen. Similarly, in Group 6A the most stable form of elemental oxygen is the  $\text{O}_2$  molecule with a double bond. However, the larger sulfur atom forms bigger aggregates, such as the cyclic  $\text{S}_8$  molecule (see Fig. 20.22), which contain only single bonds.

The relatively large change in size in going from the first to the second member of a group also has important consequences for the Group 7A elements. For example, fluorine has a smaller electron affinity than chlorine. This violation of the expected trend can be attributed to the fact that the small size of the fluorine  $2p$  orbitals causes unusually large electron–electron repulsions. The relative weakness of the bond in the  $\text{F}_2$  molecule can be explained in terms of the repulsions among the lone pairs, shown in the Lewis structure:



The small size of the fluorine atoms allows close approach of the lone pairs, which leads to much greater repulsions than those found in the  $\text{Cl}_2$  molecule with its much larger atoms.

Thus the relatively large increase in atomic radius in going from the first to the second member of a group causes the first element to exhibit properties quite different from the others.



**Figure 20.3**

The structure of quartz, which has the empirical formula  $\text{SiO}_2$ . Note that the structure is based on interlocking  $\text{SiO}_4$  tetrahedra, in which each oxygen atom is shared by two silicon atoms.

**Table 20.1** ▶ Distribution (Mass Percent) of the 18 Most Abundant Elements in the Earth's Crust, Oceans, and Atmosphere

Element	Mass Percent	Element	Mass Percent
Oxygen	49.2	Chlorine	0.19
Silicon	25.7	Phosphorus	0.11
Aluminum	7.50	Manganese	0.09
Iron	4.71	Carbon	0.08
Calcium	3.39	Sulfur	0.06
Sodium	2.63	Barium	0.04
Potassium	2.40	Nitrogen	0.03
Magnesium	1.93	Fluorine	0.03
Hydrogen	0.87	All others	0.49
Titanium	0.58		

## Abundance and Preparation

Table 20.1 shows the distribution of elements in the earth's crust, oceans, and atmosphere. The major element is, of course, oxygen, which is found in the atmosphere as  $O_2$ , in the oceans as  $H_2O$ , and in the earth's crust primarily in silicate and carbonate minerals. The second most abundant element, silicon, is found throughout the earth's crust in the silica and silicate minerals that form the basis of most sand, rocks, and soil. The most abundant metals, aluminum and iron, are found in ores, in which they are combined with nonmetals, most commonly oxygen. One notable fact revealed by Table 20.1 is the small incidence of most transition metals. Since many of these relatively rare elements are assuming increasing importance in our high-technology society, it is possible that the control of transition metal ores may ultimately have more significance in world politics than will control of petroleum supplies.

The distribution of elements in living materials is very different from that found in the earth's crust. Table 20.2 shows the distribution of elements in the human body. Oxygen, carbon, hydrogen, and nitrogen form the basis for all biologically important molecules. The other elements, even though they are found in relatively small amounts, are often crucial for life. For example, zinc is found in over 150 different biomolecules in the human body.

Only about one-fourth of the elements occur naturally in the free state. Most are found in a combined state. The *process of obtaining a metal from its ore* is called **metallurgy**.

**Table 20.2** ▶ Abundance of Elements in the Human Body

Major Elements	Mass Percent	Trace Elements (in alphabetical order)
Oxygen	65.0	Arsenic
Carbon	18.0	Chromium
Hydrogen	10.0	Cobalt
Nitrogen	3.0	Copper
Calcium	1.4	Fluorine
Phosphorus	1.0	Iodine
Magnesium	0.50	Manganese
Potassium	0.34	Molybdenum
Sulfur	0.26	Nickel
Sodium	0.14	Selenium
Chlorine	0.14	Silicon
Iron	0.004	Vanadium
Zinc	0.003	

Sand, such as that found in the massive sand dunes bordering the desert plain near Namib, Namibia, is composed of silicon and oxygen.



Carbon is the cheapest and most readily available industrial reducing agent for metallic ions.

Since the metals in ores are found in the form of cations, the chemistry of *metallurgy* always involves reduction of the ions to the elemental metal (with an oxidation state of zero). A variety of reducing agents can be used, but carbon is the usual choice because of its wide availability and relatively low cost.

Electrolysis is often used to reduce the most active metals. In Chapter 18 we considered the electrolytic production of aluminum metal. The alkali metals are also produced by electrolysis, usually of their molten halide salts.

The preparation of nonmetals varies widely. Elemental nitrogen and oxygen are usually obtained from the **liquefaction** of air, which is based on the principle that a gas cools as it expands. After each expansion, part of the cooler gas is compressed, whereas the rest is used to carry away the heat of the compression. The compressed gas is then allowed to expand again. This cycle is repeated many times. Eventually, the remaining gas becomes cold enough to form the liquid state. Because liquid nitrogen and liquid oxygen have different boiling points, they can be separated by the distillation of liquid air. Both substances are important industrial chemicals, with nitrogen ranking second in terms of amount manufactured in the United States (approximately 60 billion pounds per year) and oxygen ranking third (over 40 billion pounds per year). Hydrogen can be obtained from the electrolysis of water, but more commonly it is obtained from the decomposition of the methane in natural gas. Sulfur is found underground in its elemental form and is recovered by the Frasch process (see Section 20.12). The halogens are obtained by oxidation of the anions from halide salts (see Section 20.13).

The preparation of sulfur and the halogens is discussed later in this chapter.

1A

H

Li

Na

K

Rb

Cs


Fr

## 20.2 ► The Group 1A Elements

The Group 1A elements with their  $ns^1$  valence electron configurations are all very active metals (they lose their valence electrons very readily), except for hydrogen, which behaves as a nonmetal. We will discuss the chemistry of hydrogen in the next section. Many of the properties of the **alkali metals** have been given previously (Section 7.13). The sources and methods of preparation of pure alkali metals are given in Table 20.3. The ionization energies, standard reduction potentials, ionic radii, and melting points for the alkali metals are listed in Table 20.4.

In Section 7.13 we saw that the alkali metals all react vigorously with water to release hydrogen gas:





**Figure 20.4**

Lepidolite is mainly composed of lithium, aluminum, silicon, and oxygen, but it also contains significant amounts of rubidium and cesium.

Several properties of the alkali metals are given in Table 7.8.



Sodium reacts violently with water.

**Table 20.3** Sources and Methods of Preparation of the Pure Alkali Metals

Element	Source	Method of Preparation
Lithium	Silicate minerals such as spodumene, $\text{LiAl}(\text{Si}_2\text{O}_6)$	Electrolysis of molten $\text{LiCl}$
Sodium	$\text{NaCl}$	Electrolysis of molten $\text{NaCl}$
Potassium	$\text{KCl}$	Electrolysis of molten $\text{KCl}$
Rubidium	Impurity in lepidolite, $\text{Li}_2(\text{F},\text{OH})_2\text{Al}_2(\text{SiO}_3)_3$	Reduction of $\text{RbOH}$ with $\text{Mg}$ and $\text{H}_2$
Cesium	Pollucite ( $\text{Cs}_4\text{Al}_4\text{Si}_9\text{O}_{26} \cdot \text{H}_2\text{O}$ ) and an impurity in lepidolite (Fig. 20.4)	Reduction of $\text{CsOH}$ with $\text{Mg}$ and $\text{H}_2$

We will reconsider this process briefly because it illustrates several important concepts. From the ionization energies we might expect lithium to be the weakest of the alkali metals as a reducing agent in water. However, the standard reduction potentials indicate that it is the strongest. This reversal results mainly from the very large energy of hydration of the small  $\text{Li}^+$  ion. Because of its relatively high charge density, the  $\text{Li}^+$  ion very effectively attracts water molecules. A large quantity of energy is released in the process, favoring the formation of the  $\text{Li}^+$  ion and making lithium a strong reducing agent in aqueous solution.

We also saw in Section 7.13 that lithium, although it is the strongest reducing agent, reacts more slowly with water than sodium or potassium. From the discussions in Chapters 12 and 17, we know that the *equilibrium position* for a reaction (in this case indicated by the  $\mathcal{E}^\circ$  values) is controlled by thermodynamic factors but that the *rate* of a reaction is controlled by kinetic factors. There is *no* direct connection between these factors. Lithium reacts more slowly with water than sodium or potassium because as a solid lithium has a higher melting point than either of the other elements. Since lithium does not become molten from the heat of reaction with water as sodium and potassium do, it has a smaller area of contact with the water.

Table 20.5 summarizes some important reactions of the alkali metals.

The alkali metal ions are very important for the proper functioning of biological systems such as nerves and muscles;  $\text{Na}^+$  and  $\text{K}^+$  ions are present in all body cells and fluids. In human blood plasma the concentrations are

$$[\text{Na}^+] \approx 0.15 \text{ M} \quad \text{and} \quad [\text{K}^+] \approx 0.005 \text{ M}$$

In the fluids *inside* the cells the concentrations are reversed:

$$[\text{Na}^+] \approx 0.005 \text{ M} \quad \text{and} \quad [\text{K}^+] \approx 0.16 \text{ M}$$

Since the concentrations are so different inside and outside the cells, an elaborate mechanism involving selective ligands is needed to transport  $\text{Na}^+$  and  $\text{K}^+$  ions through the cell membranes.

**Table 20.4** Selected Physical Properties of the Alkali Metals

Element	Ionization Energy (kJ/mol)	Standard Reduction Potential (V) for $\text{M}^+ + \text{e}^- \rightarrow \text{M}$	Radius of $\text{M}^+$ (pm)	Melting Point ( $^\circ\text{C}$ )
Lithium	520	-3.05	60	180
Sodium	495	-2.71	95	98
Potassium	419	-2.92	133	64
Rubidium	409	-2.99	148	39
Cesium	382	-3.02	169	29

Table 20.5 Selected Reactions of the Alkali Metals

Reaction	Comment
$2M + X_2 \longrightarrow 2MX$	$X_2 =$ any halogen molecule
$4Li + O_2 \longrightarrow 2Li_2O$	Excess oxygen
$2Na + O_2 \longrightarrow Na_2O_2$	
$M + O_2 \longrightarrow MO_2$	$M = K, Rb,$ or $Cs$
$2M + S \longrightarrow M_2S$	
$6Li + N_2 \longrightarrow 2Li_3N$	Li only
$12M + P_4 \longrightarrow 4M_3P$	
$2M + H_2 \longrightarrow 2MH$	
$2M + 2H_2O \longrightarrow 2MOH + H_2$	
$2M + 2H^+ \longrightarrow 2M^+ + H_2$	Violent reaction!

### 20.3 The Chemistry of Hydrogen

Under ordinary conditions of temperature and pressure, hydrogen is a colorless, odorless gas composed of  $H_2$  molecules. Because of its low molar mass and nonpolarity, hydrogen has a very low boiling point ( $-253^\circ C$ ) and melting point ( $-260^\circ C$ ). Hydrogen gas is highly flammable; mixtures of air containing from 18% to 60% hydrogen by volume are explosive. In a common lecture demonstration hydrogen and oxygen gases are bubbled into soapy water. The resulting bubbles are then ignited with a candle on a long stick, producing a loud explosion.

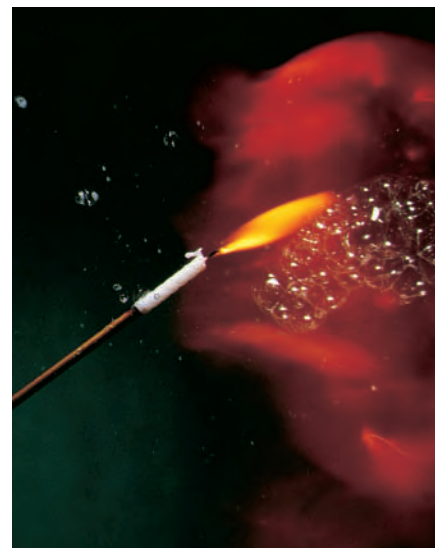
The major industrial source of hydrogen gas is the reaction of methane with water at high temperatures ( $800\text{--}1000^\circ C$ ) and pressures (10–50 atm) in the presence of a metallic catalyst (often nickel):



Large quantities of hydrogen are also formed as a by-product of gasoline production, when hydrocarbons with high molecular masses are broken down (or *cracked*) to produce smaller molecules more suitable for use as a motor fuel.

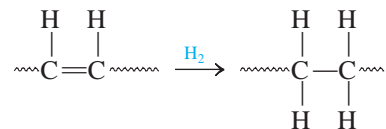


(left) Hydrogen gas being used to blow soap bubbles. (right) As the bubbles float upward, they are lighted by using a candle on a long stick. The orange flame results from the heat of the reaction between hydrogen and oxygen, which excites sodium atoms in the soap bubbles.



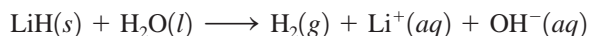
Very pure hydrogen can be produced by the electrolysis of water (see Section 18.7), but this method is currently not economically feasible for large-scale production because of the relatively high cost of electricity.

The major industrial use of hydrogen is in the production of ammonia by the Haber process. Large quantities of hydrogen are also used for hydrogenating unsaturated vegetable oils (those containing carbon–carbon double bonds) to produce solid shortenings that are saturated (containing carbon–carbon single bonds):

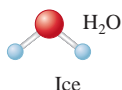
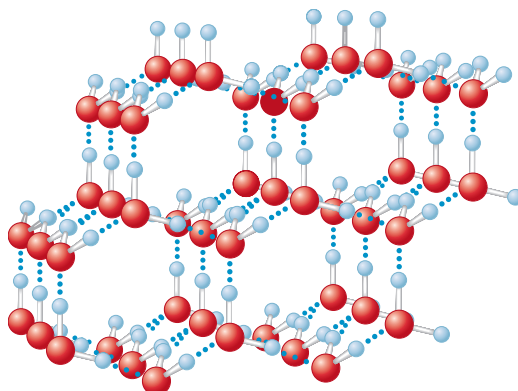


The catalysis of this process was discussed in Section 12.8.

Chemically, hydrogen behaves as a typical nonmetal, forming covalent compounds with other nonmetals and forming salts with very active metals. Binary compounds containing hydrogen are called **hydrides**, of which there are three classes. The **ionic** (or **salt-like**) **hydrides** are formed when hydrogen combines with the most active metals, those from Groups 1A and 2A. Examples are LiH and CaH<sub>2</sub>, which can best be characterized as containing hydride ions (H<sup>−</sup>) and metal cations. Because the presence of two electrons in the small 1s orbital produces large electron–electron repulsions and because the nucleus has only a 1+ charge, the hydride ion is a strong reducing agent. For example, when ionic hydrides are placed in water, a violent reaction takes place. This reaction results in the formation of hydrogen gas, as seen in the equation



**Covalent hydrides** are formed when hydrogen combines with other nonmetals. We have encountered many of these compounds already: HCl, CH<sub>4</sub>, NH<sub>3</sub>, H<sub>2</sub>O, and so on. The most important covalent hydride is water. The polarity of the H<sub>2</sub>O molecule leads to many of water's unusual properties. Water has a much higher boiling point than is expected from its molar mass. It has a large heat of vaporization and a large heat capacity, both of which make it a very useful coolant. Water has a higher density as a liquid than as a solid because of the open structure of ice, which results from maximizing the hydrogen bonding (see Fig. 20.5). Because water is an excellent solvent for ionic and polar substances, it provides an effective medium for life processes. In fact, water is one of the few covalent hydrides that is nontoxic to organisms.



**Figure 20.5**  
The structure of ice, showing the hydrogen bonding.



Boiling points of covalent hydrides were discussed in Section 10.1.

See Section 6.6 for a discussion of the feasibility of using hydrogen gas as a fuel.

An amphoteric oxide displays both acidic and basic properties.

The third class of hydrides is the **metallic, or interstitial, hydrides**, which are formed when transition metal crystals are treated with hydrogen gas. The hydrogen molecules dissociate at the metal's surface, and the small hydrogen atoms migrate into the crystal structure to occupy holes, or *interstices*. These metal–hydrogen mixtures are more like solid solutions than true compounds. Palladium can absorb about *900 times* its own volume of hydrogen gas. In fact, hydrogen can be purified by placing it under slight pressure in a vessel containing a thin wall of palladium. The hydrogen diffuses into and through the metal wall, leaving the impurities behind.

Although hydrogen can react with transition metals to form compounds such as  $\text{UH}_3$  and  $\text{FeH}_6$ , most of the interstitial hydrides have variable compositions (often called *nonstoichiometric* compositions) with formulas such as  $\text{LaH}_{2.76}$  and  $\text{VH}_{0.56}$ . The compositions of the nonstoichiometric hydrides vary with the length of exposure of the metal to hydrogen gas.

When interstitial hydrides are heated, much of the absorbed hydrogen is lost as hydrogen gas. Because of this behavior, these materials offer possibilities for storing hydrogen for use as a portable fuel. The internal combustion engines in current automobiles can burn hydrogen gas with little modification, but storage of enough hydrogen to provide an acceptable mileage range remains a problem. One possible solution might be to use a fuel tank containing a porous solid that includes a transition metal. The hydrogen gas could be pumped into the solid to form the interstitial hydride. The hydrogen gas could then be released when the engine requires additional energy. This system is now being tested by several automobile companies.

## 20.4 ► The Group 2A Elements

2A

Be

Mg

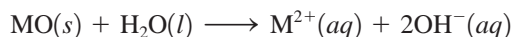
Ca

Sr

Ba

Ra

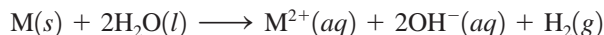
The Group 2A elements (with the valence electron configuration  $ns^2$ ) are very reactive, losing their two valence electrons to form ionic compounds that contain  $\text{M}^{2+}$  cations. These elements are commonly called the **alkaline earth metals** because of the basicity of their oxides:



Only the amphoteric beryllium oxide ( $\text{BeO}$ ) also shows some acidic properties, such as dissolving in aqueous solutions containing hydroxide ions:



The more active alkaline earth metals react with water as the alkali metals do, producing hydrogen gas:



Calcium, strontium, and barium react vigorously at  $25^\circ\text{C}$ . The less easily oxidized beryllium and magnesium show no observable reaction with water at  $25^\circ\text{C}$ , although magnesium reacts with boiling water. Table 20.6 summarizes various properties, sources, and methods of preparation of the alkaline earth metals.

The alkaline earth metals have great practical importance. Calcium and magnesium ions are essential for human life. Calcium is found primarily in the structural minerals composing bones and teeth. Magnesium (as the  $\text{Mg}^{2+}$  ion) plays a vital role in metabolism and in muscle functions. Because magnesium metal has a relatively low density and displays moderate strength, it is a useful structural material, especially if alloyed with aluminum.

Table 20.7 summarizes some important reactions involving the alkaline earth metals.

Relatively large concentrations of  $\text{Ca}^{2+}$  and  $\text{Mg}^{2+}$  ions are often found in natural water supplies. These ions in this so-called **hard water** interfere with the action of



Calcium metal reacting with water to form bubbles of hydrogen gas.

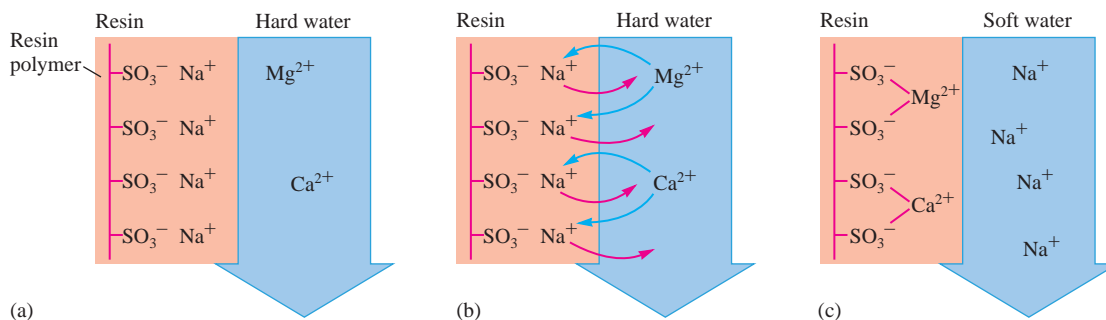
Table 20.6 ▶ Selected Physical Properties, Sources, and Methods of Preparation of the Group 2A Elements

Element	Radius of $M^{2+}$ (pm)	Ionization Energy (kJ/mol)		$\mathcal{E}^\circ$ (V) for $M^{2+} + 2e^- \longrightarrow M$	Source	Method of Preparation
		First	Second			
Beryllium	≈30	900	1760	-1.70	Beryl ( $\text{Be}_3\text{Al}_2\text{Si}_6\text{O}_{18}$ )	Electrolysis of molten $\text{BeCl}_2$
Magnesium	65	735	1445	-2.37	Magnesite ( $\text{MgCO}_3$ ), dolomite ( $\text{MgCO}_3 \cdot \text{CaCO}_3$ ), carnallite ( $\text{MgCl}_2 \cdot \text{KCl} \cdot 6\text{H}_2\text{O}$ )	Electrolysis of molten $\text{MgCl}_2$
Calcium	99	590	1146	-2.76	Various minerals containing $\text{CaCO}_3$	Electrolysis of molten $\text{CaCl}_2$
Strontium	113	549	1064	-2.89	Celestite ( $\text{SrSO}_4$ ), strontianite ( $\text{SrCO}_3$ )	Electrolysis of molten $\text{SrCl}_2$
Barium	135	503	965	-2.90	Baryte ( $\text{BaSO}_4$ ), witherite ( $\text{BaCO}_3$ )	Electrolysis of molten $\text{BaCl}_2$
Radium	140	509	979	-2.92	Pitchblende (1 g of Ra/7 tons of ore)	Electrolysis of molten $\text{RaCl}_2$

detergents and form precipitates with soap. In Section 7.6 we saw that  $\text{Ca}^{2+}$  is often removed by precipitation as  $\text{CaCO}_3$  in large-scale water softening. In individual homes  $\text{Ca}^{2+}$ ,  $\text{Mg}^{2+}$ , and other cations are removed by **ion exchange**. An **ion-exchange resin** consists of large molecules (polymers) that have many ionic sites. A cation-exchange resin is represented schematically in Fig. 20.6(a), showing  $\text{Na}^+$  ions bound ionically to the  $\text{SO}_3^-$  groups that are covalently attached to the resin polymer. When hard water is passed over the resin,  $\text{Ca}^{2+}$  and  $\text{Mg}^{2+}$  bind to the resin in place of  $\text{Na}^+$ , which is released into the solution [Fig. 20.6(b)]. Replacing  $\text{Mg}^{2+}$  and  $\text{Ca}^{2+}$  by  $\text{Na}^+$  [Fig. 20.6(c)] “softens” the water because the sodium salts of soap are soluble.

Table 20.7 ▶ Selected Reactions of the Group 2A Elements

Reaction	Comment
$M + X_2 \longrightarrow MX_2$	$X_2$ = any halogen molecule
$2M + O_2 \longrightarrow 2MO$	Ba gives $\text{BaO}_2$ as well
$M + S \longrightarrow MS$	
$3M + N_2 \longrightarrow M_3N_2$	High temperatures
$6M + P_4 \longrightarrow 2M_3P_2$	High temperatures
$M + H_2 \longrightarrow MH_2$	$M = \text{Ca, Sr, or Ba}$ ; high temperatures; $\text{Mg}$ at high pressure
$M + 2H_2O \longrightarrow M(OH)_2 + H_2$	$M = \text{Ca, Sr, or Ba}$
$M + 2H^+ \longrightarrow M^{2+} + H_2$	
$\text{Be} + 2\text{OH}^- + 2\text{H}_2\text{O} \longrightarrow \text{Be}(\text{OH})_4^{2-} + \text{H}_2$	

**Figure 20.6**

(a) A schematic representation of a typical cation-exchange resin. (b) and (c) When hard water is passed over the cation-exchange resin, the  $\text{Ca}^{2+}$  and  $\text{Mg}^{2+}$  bind to the resin.

## 20.5 ► The Group 3A Elements

3A The Group 3A elements (valence electron configuration  $ns^2np^1$ ) generally show the increase in metallic character in going down the group that is characteristic of the representative elements. Some physical properties, sources, and methods of preparation of the Group 3A elements are summarized in Table 20.8.

B  
Al  
Ga  
In  
Tl

*Boron* is a typical nonmetal, and most of its compounds are covalent. The most interesting compounds of boron are the covalent hydrides called **boranes**. We might expect  $\text{BH}_3$  to be the simplest hydride, since boron has three valence electrons to share with three hydrogen atoms. However, this compound is unstable, and the simplest known member of the series is diborane ( $\text{B}_2\text{H}_6$ ), with the structure shown in Fig. 20.7(a). In this molecule the terminal B—H bonds are normal covalent bonds, each involving one electron pair. The bridging bonds are three-center bonds similar to those in solid  $\text{BeH}_2$ . Another interesting borane contains the square pyramidal  $\text{B}_5\text{H}_9$  molecule [Fig. 20.7(b)], which has four three-center bonds situated around the base of the pyramid. Because the boranes are extremely electron-deficient, they are highly reactive. The boranes react very exothermically with oxygen and were once evaluated as potential fuels for rockets in the U.S. space program.

*Aluminum*, the most abundant metal on earth, has metallic physical properties, such as high thermal and electrical conductivities and a lustrous appearance; however, its bonds to nonmetals are significantly covalent. This covalency is responsible for the amphoteric

**Table 20.8 ► Selected Physical Properties, Sources, and Methods of Preparation of the Group 3A Elements**

Element	Radius of $\text{M}^{3+}$ (pm)	Ionization Energy (kJ/mol)	$E^\circ$ (V) for $\text{M}^{3+} + 3\text{e}^- \longrightarrow \text{M}$	Source	Method of Preparation
Boron	20	798	—	Kernite, a form of borax ( $\text{Na}_2\text{B}_4\text{O}_7 \cdot 4\text{H}_2\text{O}$ )	Reduction by Mg or $\text{H}_2$
Aluminum	50	581	−1.66	Bauxite ( $\text{Al}_2\text{O}_3$ )	Electrolysis of $\text{Al}_2\text{O}_3$ in molten $\text{Na}_3\text{AlF}_6$
Gallium	62	577	−0.53	Traces in various minerals	Reduction with $\text{H}_2$ or electrolysis
Indium	81	556	−0.34	Traces in various minerals	Reduction with $\text{H}_2$ or electrolysis
Thallium	95	589	0.72	Traces in various minerals	Electrolysis



An old ad from *The Saturday Evening Post* for Boraxo, a hand-cleaning product containing sodium tetraborate ( $\text{NaB}_4\text{O}_7$ ). Extensive natural deposits of borax ( $\text{Na}_2\text{B}_4\text{O}_7 \cdot 10\text{H}_2\text{O}$ ) found in saline lakes near Death Valley, California, were hauled to a factory in wagons pulled by teams of 20 mules—hence the name 20 Mule Team Borax.



Gallium melts in the hand.

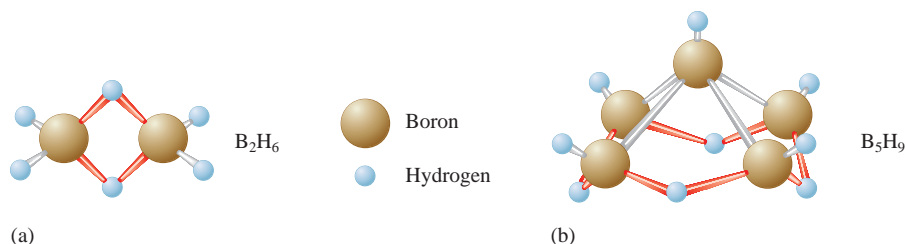


Figure 20.7

(a) The structure of  $\text{B}_2\text{H}_6$  with its two three-center B—H—B bridging bonds and four “normal” B—H bonds. (b) The structure of  $\text{B}_5\text{H}_9$ . There are five “normal” B—H bonds to terminal hydrogens and four three-center bridging bonds around the base.

Table 20.9 Selected Reactions of the Group 3A Elements

Reaction	Comment
$2\text{M} + 3\text{X}_2 \longrightarrow 2\text{MX}_3$	$\text{X}_2$ = any halogen molecule; Tl gives TlX as well, but no $\text{TlX}_3$
$4\text{M} + 3\text{O}_2 \longrightarrow 2\text{M}_2\text{O}_3$	High temperatures; Tl gives $\text{Tl}_2\text{O}$ as well
$2\text{M} + 3\text{S} \longrightarrow \text{M}_2\text{S}_3$	High temperatures; Tl gives $\text{Tl}_2\text{S}$ as well
$2\text{M} + \text{N}_2 \longrightarrow 2\text{MN}$	M = Al only
$2\text{M} + 6\text{H}^+ \longrightarrow 2\text{M}^{3+} + 3\text{H}_2$	M = Al, Ga, or In; Tl gives $\text{Tl}^+$
$2\text{M} + 2\text{OH}^- + 6\text{H}_2\text{O} \longrightarrow 2\text{M}(\text{OH})_4^- + 3\text{H}_2$	M = Al or Ga

nature of  $\text{Al}_2\text{O}_3$ , which dissolves in acidic or basic solution, and for the acidity of  $\text{Al}(\text{H}_2\text{O})_6^{3+}$  (see Section 14.8):



One especially interesting property of *gallium* is its unusually low melting point of  $29.8^\circ\text{C}$ , which is in contrast to the  $660^\circ\text{C}$  melting point of aluminum. Also, since gallium’s boiling point is about  $2400^\circ\text{C}$ , it has the largest liquid range of any metal. This makes it useful for thermometers, especially to measure high temperatures. Gallium, like water, expands when it freezes. The chemistry of gallium is quite similar to that of aluminum. For example,  $\text{Ga}_2\text{O}_3$  is amphoteric.

The chemistry of *indium* is similar to that of aluminum and gallium except that compounds containing the  $1+$  ion are known, such as  $\text{InCl}$  and  $\text{In}_2\text{O}$ , in addition to those with the more common  $3+$  ion. The chemistry of *thallium* is completely metallic.

Table 20.9 summarizes some important reactions of the Group 3A elements.

## 20.6 The Group 4A Elements

4A

C

Si

Ge

Sn

Pb

Group 4A (with the valence electron configuration  $ns^2np^2$ ) contains two of the most important elements on earth: carbon, the fundamental constituent of the molecules necessary for life, and silicon, which forms the basis of the geological world. The change from nonmetallic to metallic properties seen in Group 3A is also apparent in going down Group 4A from carbon, a typical nonmetal, to silicon and germanium, usually considered semimetals, to the metals tin and lead. Table 20.10 summarizes some physical properties, sources, and methods of preparation of the elements in this group.

All the Group 4A elements can form four covalent bonds to nonmetals—for example,  $\text{CH}_4$ ,  $\text{SiF}_4$ ,  $\text{GeBr}_4$ ,  $\text{SnCl}_4$ , and  $\text{PbCl}_4$ . In each of these tetrahedral molecules the central atom is described as  $sp^3$  hybridized by the localized electron model.

Table 20.10 Selected Physical Properties, Sources, and Methods of Preparation of the Group 4A Elements

Element	Electronegativity	Melting Point (°C)	Boiling Point (°C)	Source	Method of Preparation
Carbon	2.6	3727 (sublimes)	—	Graphite, diamond, petroleum, coal	—
Silicon	1.9	1410	2355	Silicate minerals, silica	Reduction of $K_2SiF_6$ with Al, or reduction of $SiO_2$ with Mg
Germanium	2.0	937	2830	Germinate (mixture of copper, iron, and germanium sulfides)	Reduction of $GeO_2$ with $H_2$ or C
Tin	2.0	232	2270	Cassiterite ( $SnO_2$ )	Reduction of $SnO_2$ with C
Lead	2.3	327	1740	Galena ( $PbS$ )	Roasting of $PbS$ with $O_2$ to form $PbO_2$ and then reduction with C

We have seen that carbon also differs markedly from the other members of Group 4A in its ability to form  $\pi$  bonds. This accounts for the completely different structures and properties of  $CO_2$  and  $SiO_2$ . Note from Table 20.11 that C—C bonds and Si—O bonds are stronger than Si—Si bonds. This partly explains why the chemistry of carbon is dominated by C—C bonds, whereas that of silicon is dominated by Si—O bonds.

A new form of elemental carbon, the fullerenes, was discussed in Chapter 2.

*Carbon* occurs in the allotropic forms graphite, diamond, and fullerenes, whose structures were given in Section 10.5. The most important chemistry of carbon is organic chemistry, which is described in detail in Chapter 22.

*Silicon*, the second most abundant element in the earth's crust, is a semimetal found widely distributed in silica and silicates (see Section 10.5). About 85% of the earth's crust is composed of these substances. Although silicon is found in some steel and aluminum alloys, its major use is in semiconductors for electronic devices (see Chapter 10).

*Germanium*, a relatively rare element, is a semimetal used mainly in the manufacture of semiconductors for transistors and similar electronic devices.

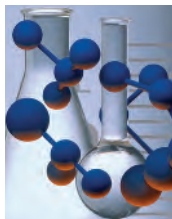
*Tin* is a soft, silvery metal that can be rolled into thin sheets (tin foil) and has been used for centuries in various alloys such as bronze (20% Sn and 80% Cu), solder (33% Sn and 67% Pb), and pewter (85% Sn, 7% Cu, 6% Bi, and 2% Sb). Tin exists as three allotropes: *white tin*, stable at normal temperatures; *gray tin*, stable at temperatures below  $13.2^\circ C$ ; and *brittle tin*, found at temperatures above  $161^\circ C$ . When tin is exposed to low temperatures, it gradually changes to powdery gray tin and crumbles away; this is known as *tin disease*.

Table 20.11 Strengths of C—C, Si—Si, and Si—O Bonds

Bond	Bond Energy (kJ/mol)
C—C	347
Si—Si	340
Si—O	368



Roman baths such as these in Bath, England, used lead pipes for water.



## chemical connections

### Beethoven: Hair Is the Story

Ludwig van Beethoven, arguably the greatest composer who ever lived, led a troubled life fraught with sickness, deafness, and personality aberrations. Now we may know the source of these difficulties: lead poisoning. Scientists have recently reached this conclusion through analysis of Beethoven's hair. When Beethoven died in 1827 at age 56, many mourners took samples of the great man's hair. In fact, it was said at the time that he was practically bald by the time he was buried. The hair that was recently analyzed consisted of 582 strands—3 to 6 inches long—bought for the Center of Beethoven Studies for \$7300 in 1994 from Sotheby's auction house in London.

According to William Walsh of the Health Research Institute (HRI) in suburban Chicago, Beethoven's hair showed a lead concentration 100 times the normal levels. The scientists concluded that Beethoven's exposure to lead came as an adult, possibly from the mineral water he drank and swam in when he visited spas.

The lead poisoning may well explain Beethoven's volatile temper—the composer was subject to towering rages and sometimes had the look of a wild animal. In rare cases lead poisoning has been known to cause deafness, but the researchers remain unsure if this problem led to Beethoven's hearing loss.

According to Walsh, the scientists at HRI were originally looking for mercury, a common treatment for syphilis in the early nineteenth century, in Beethoven's hair. The absence of mercury supports the consensus of scholars that Beethoven did not have this disease. Not surprisingly, Beethoven himself



Portrait of Beethoven by Josef Karl Stieler.

wanted to know what made him so ill. In a letter to his brothers in 1802, he asked them to have doctors find the cause of his frequent abdominal pain after his death.

Currently, tin is used mainly as a protective coating for steel, especially for cans used as food containers. The thin layer of tin, applied electrolytically, forms a protective oxide coating that prevents further corrosion.

*Lead* is easily obtained from its ore, galena (PbS). Because lead melts at such a low temperature, it may have been the first pure metal obtained from its ore. We know that lead was used as early as 3000 B.C. by the Egyptians. It was later used by the Romans to make eating utensils, glazes on pottery, and even intricate plumbing systems. The Romans also prepared a sweetener called *sapa* by boiling down grape juice in lead-lined vessels. The sweetness of this syrup was partly caused by the formation of lead(II) acetate (formerly called sugar of lead), a very sweet-tasting compound. The problem with these practices is that lead is very toxic. In fact, the Romans had so much contact with lead that it may have contributed to the demise of their civilization. Analysis of bones from that era shows significant levels of lead.

Although lead poisoning has been known since at least the second century B.C., lead continues to be a problem. For example, many children have been exposed to lead by eating chips of lead-based paint. Because of this problem, lead-based paints are no longer used

**Table 20.12** ▶ Selected Reactions of the Group 4A Elements

Reaction	Comment
$M + 2X_2 \longrightarrow MX_4$	$X_2$ = any halogen molecule; M = Ge or Sn; Pb gives $PbX_2$
$M + O_2 \longrightarrow MO_2$	M = Ge or Sn; high temperatures; Pb gives $PbO$ or $Pb_3O_4$
$M + 2H^+ \longrightarrow M^{2+} + H_2$	M = Sn or Pb

for children's furniture, and many states have banned lead-based paint for interior use. Lead poisoning can also occur when acidic foods and drinks leach the lead from lead-glazed pottery dishes that were improperly fired and when liquor is stored in leaded crystal decanters, producing toxic levels of lead in the drink in a relatively short time. In addition, the widespread use of tetraethyl lead  $[(C_2H_5)_4Pb]$  as an antiknock agent in gasoline has increased the lead levels in our environment. Concern about the effects of this lead pollution has caused the U.S. government to require the gradual replacement of the lead in gasoline with other antiknock agents. The largest commercial use of lead (over one million tons annually) is for electrodes in the lead storage batteries used in automobiles (see Section 18.5).

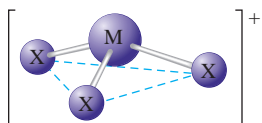
Table 20.12 summarizes some important reactions of the Group 4A elements.

## 20.7 ▶ The Group 5A Elements

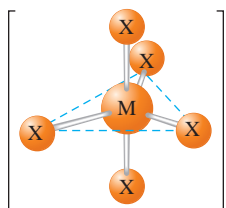
5A  
N  
P  
As  
Sb  
Bi

The Group 5A elements (with the valence electron configuration  $ns^2np^3$ ), which are prepared as shown in Table 20.13, exhibit remarkably varied chemical properties. As usual, metallic character increases going down the group, as is apparent from the electronegativity values (Table 20.13). Nitrogen and phosphorus are nonmetals that can gain three electrons to form  $3-$  anions in salts with active metals; examples are magnesium nitride ( $Mg_3N_2$ ) and beryllium phosphide ( $Be_3P_2$ ). The chemistry of these two important elements is discussed in the next two sections.

*Bismuth* and *antimony* tend to be metallic, readily losing electrons to form cations. Although these elements have five valence electrons, so much energy is required to remove all five that no ionic compounds containing  $Bi^{5+}$  or  $Sb^{5+}$  ions are known.



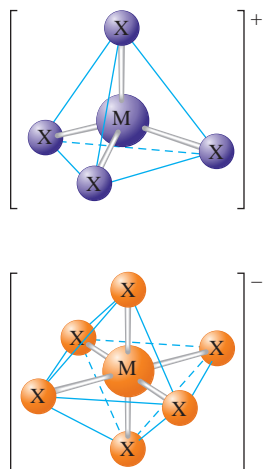
**Figure 20.8**  
The pyramidal shape of the Group 5A  $MX_3$  molecules.



**Figure 20.9**  
The trigonal bipyramidal shape of the  $MX_5$  molecules.

**Table 20.13** ▶ Selected Physical Properties, Sources, and Methods of Preparation of the Group 5A Elements

Element	Electronegativity	Source	Method of Preparation
Nitrogen	3.0	Air	Liquefaction of air
Phosphorus	2.2	Phosphate rock $[Ca_3(PO_4)_2]$ , fluorapatite $[Ca_5(PO_4)_3F]$	$2Ca_3(PO_4)_2 + 6SiO_2 \longrightarrow 6CaSiO_3 + P_4O_{10}$ $P_4O_{10} + 10C \longrightarrow 4P + 10CO$
Arsenic	2.2	Arsenopyrite ( $Fe_3As_2$ , $FeS$ )	Heating arsenopyrite in the absence of air
Antimony	2.1	Stibnite ( $Sb_2S_3$ )	Roasting $Sb_2S_3$ in air to form $Sb_2O_3$ and then reduction with carbon
Bismuth	2.0	Bismite ( $Bi_2O_3$ ), bismuth glance ( $Bi_2S_3$ )	Roasting $Bi_2S_3$ in air to form $Bi_2O_3$ and then reduction with carbon



**Figure 20.10**

The structures of the tetrahedral  $\text{MX}_4^+$  and the octahedral  $\text{MX}_6^-$  ions.

The Group 5A elements can form molecules or ions that involve three, five, or six covalent bonds to the Group 5A atom. Examples involving three single bonds are  $\text{NH}_3$ ,  $\text{PH}_3$ ,  $\text{NF}_3$ , and  $\text{AsCl}_3$ . Each of these molecules has a lone pair of electrons (and thus can behave as a Lewis base) and a pyramidal shape as predicted by the VSEPR model (see Fig. 20.8).

All the Group 5A elements except nitrogen can form molecules with five covalent bonds (of general formula  $\text{MX}_5$ ). Nitrogen cannot form such molecules because of its small size. The  $\text{MX}_5$  molecules have a trigonal bipyramidal shape (see Fig. 20.9) as predicted by the VSEPR model, and the central atom can be described as  $dsp^3$  hybridized.

Although the  $\text{MX}_5$  molecules have a trigonal bipyramidal structure in the gas phase, the solids of many of these compounds contain a 1:1 mixture of the ions  $\text{MX}_4^+$  and  $\text{MX}_6^-$  (Fig. 20.10). The  $\text{MX}_4^+$  cation is tetrahedral (the atom represented by M is  $sp^3$  hybridized), and the  $\text{MX}_6^-$  anion is octahedral (the atom represented by M is  $d^2sp^3$  hybridized). Examples are  $\text{PCl}_5$  (which in the solid state contains  $\text{PCl}_4^+$  and  $\text{PCl}_6^-$ ) and  $\text{AsF}_3\text{Cl}_2$  (which in the solid state contains  $\text{AsCl}_4^+$  and  $\text{AsF}_6^-$ ).

As discussed in Section 20.1, the ability of the Group 5A elements to form  $\pi$  bonds decreases dramatically after nitrogen. This explains why elemental nitrogen exists as  $\text{N}_2$  molecules containing two  $\pi$  bonds, whereas the other elements in the group exist as larger aggregates containing single bonds. For example, in the gas phase the elements phosphorus, arsenic, and antimony consist of  $\text{P}_4$ ,  $\text{As}_4$ , and  $\text{Sb}_4$  molecules, respectively.

## 20.8 ► The Chemistry of Nitrogen

At the earth's surface virtually all elemental nitrogen exists as the  $\text{N}_2$  molecule with its very strong triple bond (941 kJ/mol). Because of this large bond strength, the  $\text{N}_2$  molecule is so unreactive that it can coexist with most other elements under normal conditions without undergoing any appreciable reaction. This property makes nitrogen gas very useful as a medium for experiments involving substances that react with oxygen or water. Such experiments can be done using an inert atmosphere box of the type shown in Fig. 20.11.

The strength of the triple bond in the  $\text{N}_2$  molecule is important both thermodynamically and kinetically. Thermodynamically, the great stability of the  $\text{N}\equiv\text{N}$  bond means that

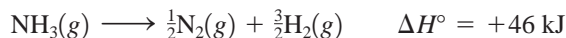
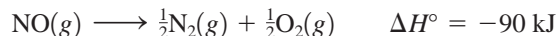
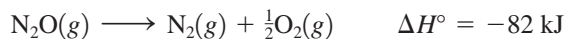


**Figure 20.11**

An inert atmosphere box used when working with oxygen- or water-sensitive materials. The box is filled with an inert gas such as nitrogen, and work is done through the ports fitted with large rubber gloves.

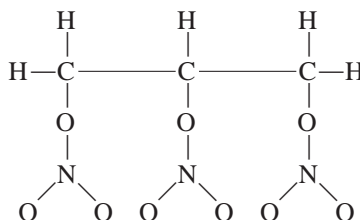


most binary compounds containing nitrogen decompose exothermically to the elements, for example:



Of these compounds, only ammonia is thermodynamically more stable than its component elements. That is, only for ammonia is energy required to decompose the molecule to its elements. For the remaining molecules, energy is released when decomposition to the elements occurs, as a result of the great stability of  $\text{N}_2$ .

The importance of the thermodynamic stability of  $\text{N}_2$  can be clearly seen in the power of nitrogen-based explosives, such as nitroglycerin ( $\text{C}_3\text{H}_5\text{N}_3\text{O}_9$ ), which has the following structure:



When ignited or subjected to sudden impact, nitroglycerin decomposes very rapidly and exothermically:



An explosion occurs; that is, large volumes of gas are produced in a fast, highly exothermic reaction. Note that 4 moles of liquid nitroglycerin produce 29 (6 + 12 + 10 + 1) moles of gaseous products. This alone produces a large increase in volume. However, also note that the products, which include  $\text{N}_2$ , are very stable molecules with strong bonds. Their formation is therefore accompanied by the release of large quantities of energy as heat, which increases the gaseous volume. The hot, rapidly expanding gases produce a pressure surge and damaging shock wave.

Most high explosives are organic compounds that, like nitroglycerin, contain nitro ( $-\text{NO}_2$ ) groups and produce nitrogen and other gases as products. Another example is *trinitrotoluene* (TNT), a solid at normal temperatures, which decomposes as follows:



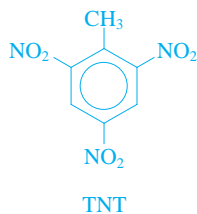
Note that 2 moles of solid TNT produce 20 moles of gaseous products plus energy.

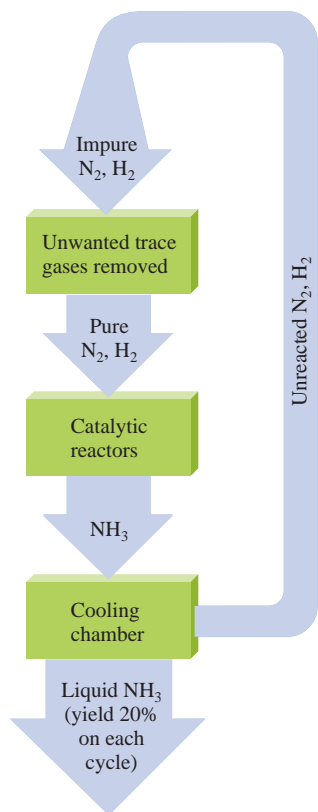
The effect of bond strength on the kinetics of reactions involving the  $\text{N}_2$  molecule is illustrated by the synthesis of ammonia from nitrogen and hydrogen, a reaction we have discussed many times before. Because a large quantity of energy is required to disrupt the  $\text{N}\equiv\text{N}$  bond, the ammonia synthesis reaction occurs at a negligible rate at room temperature, even though the equilibrium constant is very large ( $K \approx 10^8$ ). Of course, the most direct way to increase the rate of a reaction is to raise the temperature. However, since this reaction is very exothermic,



the value of  $K$  decreases significantly with a temperature increase (at  $500^\circ\text{C}$ ,  $K \approx 10^{-2}$ ).

Obviously, the kinetics and the thermodynamics of this reaction are in opposition. A compromise must be reached, involving high pressure to force the equilibrium to the right and high temperature to produce a reasonable rate. The **Haber process** for





**Figure 20.12**  
A schematic diagram of the Haber process for the manufacture of ammonia.



Nodules on the roots of pea plants contain nitrogen-fixing bacteria.

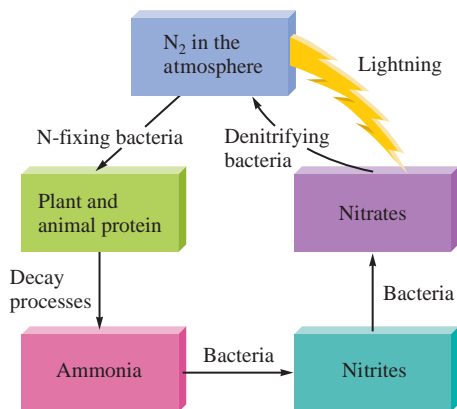
manufacturing ammonia represents such a compromise (see Fig. 20.12). The process is carried out at a pressure of about 250 atm and a temperature of approximately 400°C. Even higher temperatures would be required if a catalyst consisting of a solid iron oxide mixed with small amounts of potassium oxide and aluminum oxide were not used to facilitate the reaction.

Nitrogen is essential to living systems. The problem with nitrogen is not one of supply—we are surrounded by it—but rather one of changing it from the inert  $N_2$  molecule to a form usable by plants and animals. The process of transforming  $N_2$  to other nitrogen-containing compounds is called **nitrogen fixation**. The Haber process is one example of nitrogen fixation. The ammonia produced can be applied to the soil as a fertilizer, since plants can readily use the nitrogen in ammonia to make the nitrogen-containing biomolecules essential for their growth.

Nitrogen fixation also results from the high-temperature combustion process in automobile engines. The nitrogen in the air is drawn into the engine and reacts at a significant rate with oxygen to form nitric oxide (NO), which further reacts with oxygen from the air to form nitrogen dioxide ( $NO_2$ ). This nitrogen dioxide, which contributes to photochemical smog in many urban areas (see Section 12.8), reacts with moisture in the air and eventually reaches the soil to form nitrate salts, which are plant nutrients.

Nitrogen fixation also occurs naturally. For example, lightning provides the energy to disrupt  $N_2$  and  $O_2$  molecules in the air, producing highly reactive nitrogen and oxygen atoms. These atoms in turn attack other  $N_2$  and  $O_2$  molecules to form nitrogen oxides that eventually become nitrates. Although lightning has traditionally been credited with forming about 10% of the total fixed nitrogen, recent studies indicate that lightning may account for as much as half of the fixed nitrogen available on earth. Another natural nitrogen fixation process involves bacteria that reside in the root nodules of plants such as beans, peas, and alfalfa. These **nitrogen-fixing bacteria** readily allow the conversion of nitrogen to ammonia and to other nitrogen-containing compounds useful to plants. The efficiency of these bacteria is intriguing: They produce ammonia at soil temperatures and 1 atm pressure, whereas the Haber process requires severe conditions of 400°C and 250 atm. For obvious reasons, researchers are studying these bacteria intensively.

When plants and animals die and decompose, the elements they consist of are returned to the environment. In the case of nitrogen, the return of the element to the atmosphere as nitrogen gas, called **denitrification**, is carried out by bacteria that change nitrates to nitrogen. The complex **nitrogen cycle** is summarized in Fig. 20.13. It has been estimated that as much as 10 million tons more nitrogen per year is currently being fixed by natural and human processes than is being returned to the atmosphere. This fixed nitrogen is accumulating in soil, lakes, rivers, and oceans, where it promotes the growth of algae and other undesirable organisms.



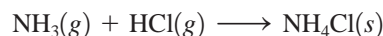
**Figure 20.13**  
The nitrogen cycle. To be used by plants and animals, nitrogen must be converted from  $N_2$  to nitrogen-containing compounds, such as nitrates, ammonia, and proteins. The nitrogen is returned to the atmosphere by natural decay processes.

## Nitrogen Hydrides

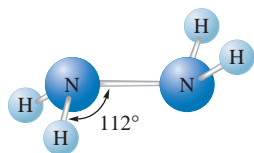
By far the most important hydride of nitrogen is **ammonia**. A toxic, colorless gas with a pungent odor, ammonia is manufactured in huge quantities (approximately 40 billion pounds per year), mainly for use in fertilizers.

The pyramidal ammonia molecule has a lone pair of electrons on its nitrogen atom (see Fig. 20.8) and polar N—H bonds. This structure leads to a high degree of intermolecular interaction by hydrogen bonding in the liquid state, thereby producing an unusually high boiling point ( $-33.4^{\circ}\text{C}$ ) for a substance with such a low molar mass. Note, however, that the hydrogen bonding in liquid ammonia is clearly not as important as that in liquid water, which has about the same molar mass but a much higher boiling point. The water molecule has two polar bonds involving hydrogen and two lone pairs—the right combination for optimum hydrogen bonding—in contrast to the one lone pair and three polar bonds of the ammonia molecule.

As we saw in Chapter 14, ammonia behaves as a base, reacting with acids to produce ammonium salts. For example,

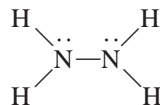


A second nitrogen hydride of major importance is **hydrazine** ( $\text{N}_2\text{H}_4$ ). The Lewis structure of hydrazine



**Figure 20.14**

The molecular structure of hydrazine ( $\text{N}_2\text{H}_4$ ). This arrangement minimizes the repulsion between the lone pairs on the nitrogen atoms by placing them on opposite sides.

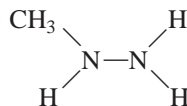


indicates that each nitrogen atom should be  $sp^3$  hybridized with bond angles close to  $109.5^{\circ}$  (the tetrahedral angle), since the nitrogen atom is surrounded by four electron pairs. The observed structure with bond angles of  $112^{\circ}$  (see Fig. 20.14) agrees reasonably well with these predictions. Hydrazine, a colorless liquid with an ammoniacal odor, freezes at  $2^{\circ}\text{C}$  and boils at  $113.5^{\circ}\text{C}$ . This boiling point is quite high for a compound with a molar mass of 32; this suggests that considerable hydrogen bonding occurs among the polar hydrazine molecules.


Hydrazine is a powerful reducing agent and has been widely used as a rocket propellant. For example, its reaction with oxygen is highly exothermic:



Since hydrazine also reacts vigorously with the halogens, fluorine is often used instead of oxygen as the oxidizer in rocket engines. Substituted hydrazines, where one or more of the hydrogen atoms are replaced by other groups, are also useful rocket fuels. For example, monomethylhydrazine,



is used with the oxidizer dinitrogen tetroxide ( $\text{N}_2\text{O}_4$ ) to power the U.S. space shuttle orbiter. The reaction is



Because of the large number of gaseous molecules produced and the exothermic nature of this reaction, a very high thrust per mass of fuel is achieved. The reaction is also self-starting—it begins immediately when the fuels are mixed—which is a useful property for rocket engines that must be started and stopped frequently.

The use of hydrazine as a rocket propellant is a rather specialized application. The main industrial use of hydrazine is as a “blowing” agent in the manufacture of plastics. Hydrazine decomposes to form nitrogen gas, which causes foaming in the liquid plastic



Blowing agents—such as hydrazine, which forms nitrogen gas on decomposition—are used to produce porous plastics like these polystyrene products.

and results in a porous texture. Another major use of hydrazine is in the production of agricultural pesticides. Of the many hundreds of hydrazine derivatives (substituted hydrazines) that have been tested, 40 are used as fungicides, herbicides, insecticides, or plant growth regulators.

## Nitrogen Oxides

Nitrogen forms a series of oxides in which its oxidation state ranges from +1 to +5, as shown in Table 20.14.

*Dinitrogen monoxide* ( $N_2O$ ), more commonly called *nitrous oxide* or laughing gas, has an inebriating effect and has been used as a mild anesthetic by dentists. Because of its high solubility in fats, nitrous oxide is widely used as a propellant in aerosol cans of whipped cream. It is dissolved in the liquid inside the can at high pressure and forms bubbles that produce foaming as the liquid is released from the can. A significant amount of  $N_2O$  exists in the atmosphere, mostly produced by soil microorganisms, and its concentration appears to be gradually increasing. Because it can strongly absorb infrared radiation, nitrous oxide plays a small but probably significant role in controlling the earth's temperature in the same way that atmospheric carbon dioxide and water vapor do (see the discussion of the greenhouse effect in Section 6.5). Some scientists fear that the rapid decrease of tropical rain forests resulting from the development of countries such as Brazil will significantly affect the rate of production of  $N_2O$  by soil organisms and thus will have important effects on the earth's temperature.

*Nitrogen monoxide* ( $NO$ ), commonly called *nitric oxide*, has been found to be an important regulator in biological systems. Nitric oxide is a colorless gas under normal

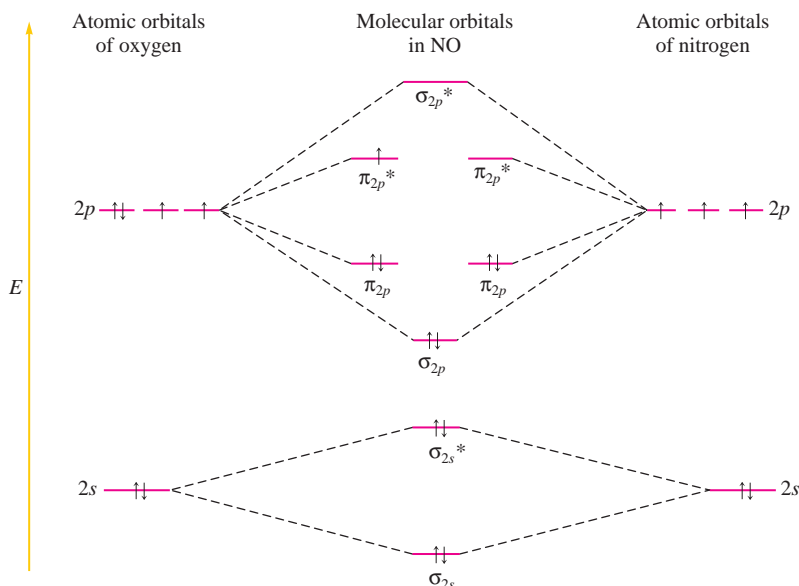


A copper penny reacts with nitric acid to produce  $NO$  gas, which is immediately oxidized in air to give reddish brown  $NO_2$ .

Table 20.14 Some Common Nitrogen Compounds

Oxidation State of Nitrogen	Compound	Formula	Lewis Structure*
-3	Ammonia	$NH_3$	$\begin{array}{c} \text{H} - \ddot{\text{N}} - \text{H} \\   \\ \text{H} \end{array}$
-2	Hydrazine	$N_2H_4$	$\begin{array}{c} \text{H} - \ddot{\text{N}} - \ddot{\text{N}} - \text{H} \\   \quad   \\ \text{H} \quad \text{H} \end{array}$
-1	Hydroxylamine	$NH_2OH$	$\begin{array}{c} \text{H} - \ddot{\text{N}} - \ddot{\text{O}} - \text{H} \\   \\ \text{H} \end{array}$
0	Nitrogen	$N_2$	$:\text{N} \equiv \text{N}:$
+1	Dinitrogen monoxide (nitrous oxide)	$N_2O$	$:\ddot{\text{N}} = \text{N} = \ddot{\text{O}}:$
+2	Nitrogen monoxide (nitric oxide)	$NO$	$:\ddot{\text{N}} = \ddot{\text{O}}:$
+3	Dinitrogen trioxide	$N_2O_3$	$\begin{array}{c} \text{O} \\ \vdots \\ \text{O} = \text{N} - \ddot{\text{N}} = \text{O} \\ \vdots \\ \text{O} \end{array}$
+4	Nitrogen dioxide	$NO_2$	$:\ddot{\text{O}} - \ddot{\text{N}} = \ddot{\text{O}}:$
+5	Nitric acid	$HNO_3$	$\begin{array}{c} \text{O} \\ \vdots \\ \text{O} - \text{N} - \text{O} - \text{H} \\    \\ \text{O} \\ \vdots \\ \text{O} \end{array}$

\*In some cases additional resonance structures are needed to fully describe the electron distribution.



**Figure 20.15**  
The molecular orbital energy-level diagram for nitric oxide (NO). The bond order is 2.5, or  $(8 - 3)/2$ .

conditions and can be produced in the laboratory by reacting 6 *M* nitric acid with copper metal:



When this reaction is carried out in the air, the nitric oxide is immediately oxidized by  $\text{O}_2$  to reddish brown nitrogen dioxide ( $\text{NO}_2$ ).

Since the NO molecule has an odd number of electrons, it is most conveniently described in terms of the molecular orbital model. The molecular orbital energy-level diagram is shown in Fig. 20.15. Note that the NO molecule should be paramagnetic and have a bond order of 2.5, predictions that are supported by experimental observations. Since the NO molecule has one high-energy electron, it is not surprising that it can be rather easily oxidized to form  $\text{NO}^+$ , the *nitrosyl ion*. Because an antibonding electron is removed in going from NO to  $\text{NO}^+$ , the resulting ion should have a stronger bond (the predicted bond order is 3) than the molecule. This is borne out by experiment. The bond lengths and bond energies for nitric oxide and the nitrosyl ion are shown in Table 20.15.

Nitric oxide is thermodynamically unstable and decomposes to nitrous oxide and nitrogen dioxide:

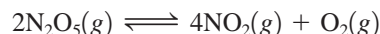


*Nitrogen dioxide* ( $\text{NO}_2$ ), which is also an odd-electron molecule, has a V-shaped structure. The reddish brown, paramagnetic  $\text{NO}_2$  molecule readily dimerizes to form dinitrogen tetroxide,



which is diamagnetic and colorless. The value of the equilibrium constant is approximately 1 for this process at  $55^\circ\text{C}$ , and since the dimerization is exothermic,  $K$  decreases as the temperature increases.

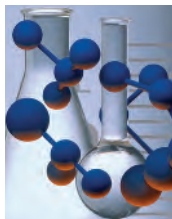
The least common of the nitrogen oxides are *dinitrogen trioxide* ( $\text{N}_2\text{O}_3$ ), a blue liquid that readily dissociates to gaseous nitric oxide and nitrogen dioxide, and *dinitrogen pentoxide* ( $\text{N}_2\text{O}_5$ ), which under normal conditions is a solid that is best viewed as a mixture of  $\text{NO}_2^+$  and  $\text{NO}_3^-$  ions. Although  $\text{N}_2\text{O}_5$  molecules can exist in the gas phase, they readily dissociate to nitrogen dioxide and oxygen:



This reaction follows first-order kinetics, as discussed in Section 12.4.

**Table 20.15** ▶ Comparison of the Bond Lengths and Bond Energies for Nitric Oxide and the Nitrosyl Ion

	NO	$\text{NO}^+$
Bond length ( $\text{\AA}$ )	1.15	1.09
Bond energy (kJ/mol)	630	1020
Bond order (predicted by MO model)	2.5	3



## chemical connections

### Nitrous Oxide: Laughing Gas That Propels Whipped Cream and Cars

Nitrous oxide ( $\text{N}_2\text{O}$ ), more properly called dinitrogen monoxide, is a compound with many interesting uses. It was discovered in 1772 by Joseph Priestley (who is also given credit for discovering oxygen gas), and its intoxicating effects were noted almost immediately. In 1798, the 20-year-old Humphry Davy became director of the Pneumatic Institute, which was set up to investigate the medical effects of various gases. Davy tested the effects of  $\text{N}_2\text{O}$  on himself, reporting that after inhaling 16 quarts of the gas in 7 minutes, he became “absolutely intoxicated.”

Over the next century “laughing gas,” as nitrous oxide became known, was developed as an anesthetic, particularly for dental procedures. Nitrous oxide is still used as an anesthetic, although it has been primarily replaced by more modern drugs.

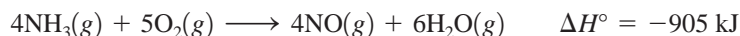
One major use of nitrous oxide today is as the propellant in cans of “instant” whipped cream. The high solubility of  $\text{N}_2\text{O}$  in the whipped cream mixture makes it an excellent candidate for pressurizing the cans of whipping cream.

Another current use of nitrous oxide is to produce “instant horsepower” for street racers. Because the reaction of  $\text{N}_2\text{O}$  with  $\text{O}_2$  to form  $\text{NO}$  actually absorbs heat, this reaction has a cooling effect when placed in the fuel mixture in an automobile engine. This cooling effect lowers combustion temperatures, thus allowing the fuel–air mixture to be significantly more dense (the density of a gas is inversely proportional to temperature). The effect can produce a burst of additional power in excess of 200 horsepower. Because engines are not designed to run steadily at such high power levels, the nitrous oxide is injected from a tank when extra power is desired.


## Oxyacids of Nitrogen

**Nitric acid** is an important industrial chemical (approximately 8 million tons produced annually) used in the manufacture of many products, such as nitrogen-based explosives and ammonium nitrate for use as a fertilizer.

Nitric acid is produced commercially by the oxidation of ammonia in the **Ostwald process** (see Fig. 20.16). In the first step of this process ammonia is oxidized to nitric oxide:



Although this reaction is highly exothermic, it is very slow at  $25^\circ\text{C}$ . A side reaction occurs between nitric oxide and ammonia:



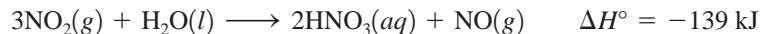
which is particularly undesirable because it traps the nitrogen in the very unreactive  $\text{N}_2$  molecules. The desired reaction can be accelerated and the effects of the competing reaction can be minimized if the ammonia oxidation is carried out by using a catalyst of a platinum–rhodium alloy heated to  $900^\circ\text{C}$ . Under these conditions, there is a 97% conversion of the ammonia to nitric oxide.

In the second step nitric oxide is reacted with oxygen to produce nitrogen dioxide:

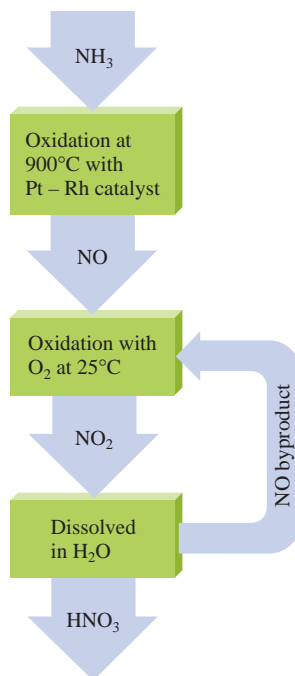


This oxidation reaction has a rate that *decreases* with increasing temperature. Because of this very unusual behavior, the reaction is carried out at approximately  $25^\circ\text{C}$  and is kept at this temperature by cooling with water.

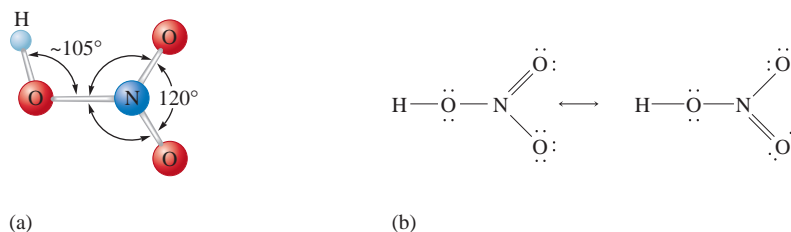
The third step in the Ostwald process is the absorption of nitrogen dioxide by water:



The gaseous  $\text{NO}$  produced in the reaction is recycled so that it can be oxidized to  $\text{NO}_2$ . The aqueous nitric acid from this process is about 50%  $\text{HNO}_3$  by mass, which can be



**Figure 20.16**  
The Ostwald process.

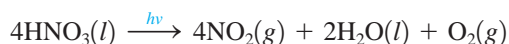
**Figure 20.17**

(a) The molecular structure of HNO<sub>3</sub>.  
 (b) The resonance structures of HNO<sub>3</sub>.

An *azeotrope* is a solution that, like a pure liquid, distills at a constant temperature without a change in composition.

increased to 68% by distillation to remove some of the water. The maximum concentration attainable by this method is 68% because nitric acid and water form an *azeotrope* at this concentration. The solution can be further concentrated to 95% HNO<sub>3</sub> by treatment with concentrated sulfuric acid, which strongly absorbs water; H<sub>2</sub>SO<sub>4</sub> is often used as a *dehydrating* (water-removing) agent.

Nitric acid is a colorless, fuming liquid (bp = 83°C) with a pungent odor; it decomposes in sunlight by the following reaction:



As a result, nitric acid turns yellow as it ages because of the dissolved nitrogen dioxide. The common laboratory reagent called *concentrated nitric acid* is 15.9 M HNO<sub>3</sub> (70.4% HNO<sub>3</sub> by mass) and is a very strong oxidizing agent. The resonance structures and molecular structure of HNO<sub>3</sub> are shown in Fig. 20.17. Note that the hydrogen is bound to an oxygen atom rather than to nitrogen as the formula might suggest.

*Nitrous acid* (HNO<sub>2</sub>) is a weak acid,



that forms pale yellow nitrite (NO<sub>2</sub><sup>-</sup>) salts. In contrast to nitrates, which are often used as explosives, nitrites are quite stable even at high temperatures.

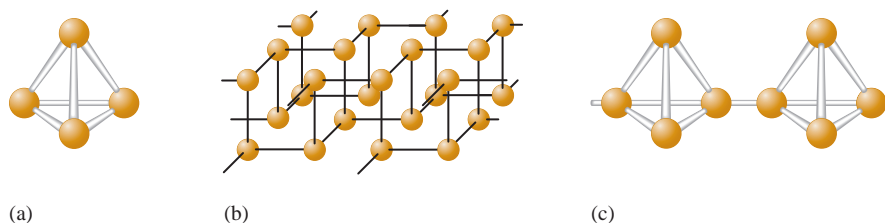
## 20.9 ► The Chemistry of Phosphorus



White phosphorus reacts vigorously with the oxygen in air and must be stored under water. Red phosphorus is stable in air.

Although phosphorus lies directly below nitrogen in Group 5A of the periodic table, its chemical properties are significantly different from those of nitrogen. The differences arise mainly from four factors: nitrogen's ability to form much stronger  $\pi$  bonds, the greater electronegativity of nitrogen, the larger size of phosphorus atoms, and the potential availability of empty valence *d* orbitals on phosphorus.

The chemical differences between nitrogen and phosphorus are apparent in their elemental forms. In contrast to the diatomic form of elemental nitrogen, which is stabilized by strong  $\pi$  bonds, there are several solid forms of phosphorus that all contain aggregates of atoms. *White phosphorus*, which contains discrete tetrahedral P<sub>4</sub> molecules [see Fig. 20.18(a)], is very reactive; it bursts into flames on contact with air (it is said to be *pyrophoric*). Consequently, white phosphorus is commonly stored under water. White phosphorus is quite toxic; the P<sub>4</sub> molecules are very damaging to tissue, particularly the cartilage and bones of the nose and jaw. The much less reactive forms, called *black phosphorus* and *red phosphorus*, are network solids (see Section 10.5). Black phosphorus

**Figure 20.18**

(a) The P<sub>4</sub> molecule found in white phosphorus. (b) The crystalline network structure of black phosphorus. (c) The chain structure of red phosphorus.

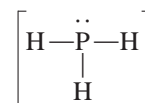
has a regular crystalline structure [Fig. 20.18(b)], but red phosphorus is amorphous and is thought to consist of chains of  $P_4$  units [Fig. 20.18(c)]. Red phosphorus can be obtained by heating white phosphorus in the absence of air at 1 atm. Black phosphorus is obtained from either white or red phosphorus by heating at high pressures.

Even though phosphorus has a lower electronegativity than nitrogen, it will form phosphides (ionic substances containing the  $P^{3-}$  anion) such as  $Na_3P$  and  $Ca_3P_2$ . Phosphide salts react vigorously with water to produce *phosphine* ( $PH_3$ ), a toxic, colorless gas:



Phosphine is analogous to ammonia, although it is a much weaker base ( $K_b \approx 10^{-26}$ ) and is much less soluble in water.

Phosphine has the Lewis structure



and a pyramidal molecular structure, as we would predict from the VSEPR model. However, it has bond angles of  $94^\circ$  rather than  $107^\circ$ , as found in the ammonia molecule. The reasons for this are complex; therefore, we will simply regard phosphine as an exception to the simple version of the VSEPR model that we use.

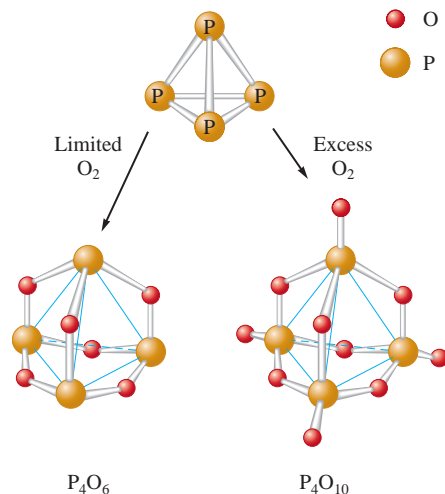
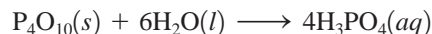
## Phosphorus Oxides and Oxyacids

The terminal oxygens are the nonbridging oxygen atoms.

Phosphorus reacts with oxygen to form oxides in which its oxidation states are +5 and +3. The oxide  $P_4O_6$  is formed when elemental phosphorus is burned in a limited supply of oxygen, and  $P_4O_{10}$  is produced when the oxygen is in excess. Picture these oxides (shown in Fig. 20.19) as being constructed by adding oxygen atoms to the fundamental  $P_4$  structure. The intermediate states,  $P_4O_7$ ,  $P_4O_8$ , and  $P_4O_9$ , which contain one, two, and three terminal oxygen atoms, respectively, are also known.

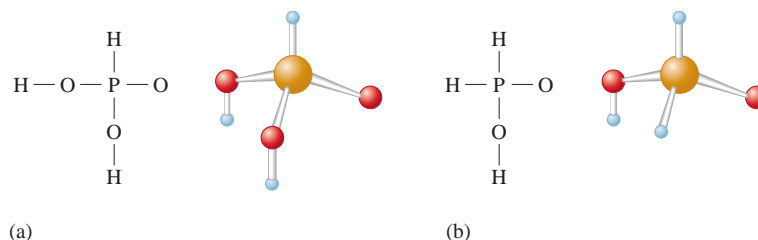
Tetraphosphorus decoxide ( $P_4O_{10}$ ), which was formerly represented as  $P_2O_5$  and called phosphorus pentoxide, has a great affinity for water and thus is a powerful dehydrating agent. For example, it can be used to convert  $HNO_3$  and  $H_2SO_4$  to their parent oxides,  $N_2O_5$  and  $SO_3$ , respectively.

When tetraphosphorus decoxide dissolves in water, **phosphoric acid** ( $H_3PO_4$ ), also called **orthophosphoric acid**, is produced:



**Figure 20.19**  
The structures of  $P_4O_6$  and  $P_4O_{10}$ .



**Figure 20.20**

(a) The structure of phosphorous acid ( $\text{H}_3\text{PO}_3$ ). (b) The structure of hypophosphorous acid ( $\text{H}_3\text{PO}_2$ ).

Pure phosphoric acid is a white solid that melts at  $42^\circ\text{C}$ . Aqueous phosphoric acid is a much weaker acid ( $K_{a1} \approx 10^{-2}$ ) than nitric acid or sulfuric acid and is a poor oxidizing agent.

When the oxide  $\text{P}_4\text{O}_6$  is placed in water, **phosphorous acid** ( $\text{H}_3\text{PO}_3$ ) is formed [Fig. 20.20(a)]. Although the formula suggests a triprotic acid, phosphorous acid is a *diprotic* acid. The hydrogen atom bonded directly to the phosphorus atom is not acidic in aqueous solution; only those hydrogen atoms bonded to the oxygen atoms in  $\text{H}_3\text{PO}_3$  can be released as protons.

A third oxyacid of phosphorus is *hypophosphorous acid* ( $\text{H}_3\text{PO}_2$ ) [Fig. 20.20(b)], which is a monoprotic acid.

## Phosphorus in Fertilizers

Phosphorus is essential for plant growth. Although most soil contains large amounts of phosphorus, it is often present in insoluble minerals, making it inaccessible to the plants. Soluble phosphate fertilizers are manufactured by treating phosphate rock with sulfuric acid to make **superphosphate of lime**, a mixture of  $\text{CaSO}_4 \cdot 2\text{H}_2\text{O}$  and  $\text{Ca}(\text{H}_2\text{PO}_4)_2 \cdot \text{H}_2\text{O}$ . If phosphate rock is treated with phosphoric acid,  $\text{Ca}(\text{H}_2\text{PO}_4)_2$ , known as *triple phosphate*, is produced. The reaction of ammonia with phosphoric acid gives *ammonium dihydrogen phosphate* ( $\text{NH}_4\text{H}_2\text{PO}_4$ ), a very efficient fertilizer that furnishes both phosphorus and nitrogen.

## 20.10 ► The Group 6A Elements

6A  
O  
S  
Se  
Te  
Po

Although in Group 6A (Table 20.16) there is the usual tendency for metallic properties to increase going down the group, none of the Group 6A elements behaves as a typical metal. The most common chemical behavior of a Group 6A element involves reacting with a metal to achieve a noble gas electron configuration by adding two electrons to become a  $2-$  anion in ionic compounds. In fact, for most metals, the oxides and sulfides constitute the most common minerals.

The Group 6A elements can form covalent bonds with other nonmetals. For example, they combine with hydrogen to form a series of covalent hydrides of the general formula  $\text{H}_2\text{X}$ . Those members of the group that have valence  $d$  orbitals available (all except oxygen) commonly form molecules in which they are surrounded by more than eight electrons. Examples are  $\text{SF}_4$ ,  $\text{SF}_6$ ,  $\text{TeI}_4$ , and  $\text{SeBr}_4$ .

**Table 20.16 ► Selected Physical Properties, Sources, and Methods of Preparation of the Group 6A Elements**

Element	Electronegativity	Radius of $\text{X}^{2-}$ (pm)	Source	Method of Preparation
Oxygen	3.4	140	Air	Distillation from liquid air
Sulfur	2.6	184	Sulfur deposits	Melted with hot water and pumped to the surface
Selenium	2.6	198	Impurity in sulfide ores	Reduction of $\text{H}_2\text{SeO}_4$ with $\text{SO}_2$
Tellurium	2.1	221	Nagyagite (mixed sulfide and telluride)	Reduction of ore with $\text{SO}_2$
Polonium	2.0	230	Pitchblende	



Walnuts contain trace amounts of selenium.

The two heaviest members of Group 6A can lose electrons to form cations. Although they do not lose all six valence electrons because of the high energies that would be required, tellurium and polonium appear to exhibit some chemistry involving their 4+ cations. However, the chemistry of these Group 6A cations is much more limited than that of the Group 5A elements bismuth and antimony.

In recent years there has been a growing interest in the chemistry of selenium, an element found throughout the environment in trace amounts. Selenium's toxicity has long been known, but some medical studies have shown an *inverse* relationship between the incidence of cancer and the selenium levels in soil. It has been suggested that the greater dietary intake of selenium by people living in areas with relatively high selenium levels somehow furnishes protection from cancer. These studies are only preliminary, but selenium is definitely known to be physiologically important (it is involved in the activity of vitamin E and certain enzymes). Selenium (as well as tellurium) is also a semiconductor and therefore finds some application in the electronics industry.

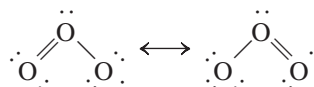
Polonium was discovered in 1898 by Marie and Pierre Curie in their search for the sources of radioactivity in pitchblende. Polonium has 27 isotopes and is highly toxic and very radioactive. It has been suggested that the isotope  $^{210}\text{Po}$ , a natural contaminant of tobacco and an  $\alpha$ -particle producer (see Section 19.1), might be at least partly responsible for the incidence of cancer in smokers.

## 20.11 ► The Chemistry of Oxygen

It is hard to overstate the importance of oxygen, the most abundant element in and near the earth's crust. Oxygen is present in the atmosphere as oxygen gas and ozone; in soil and rocks in oxide, silicate, and carbonate minerals; in the oceans in water; and in our bodies in water and a myriad of other molecules. In addition, most of the energy we need to live and run our civilization comes from the exothermic reactions of oxygen with carbon-containing molecules.

The most common elemental form of oxygen ( $\text{O}_2$ ) constitutes 21% of the volume of the earth's atmosphere. Since nitrogen has a lower boiling point than oxygen, nitrogen can be boiled away from liquid air, leaving oxygen and small amounts of argon, another component of air. Liquid oxygen is a pale blue liquid that freezes at  $-219^\circ\text{C}$  and boils at  $-183^\circ\text{C}$ . The paramagnetism of the  $\text{O}_2$  molecule can be demonstrated by pouring liquid oxygen between the poles of a strong magnet, where it "sticks" until it boils away (see Fig. 9.39). The paramagnetism of the  $\text{O}_2$  molecule can be accounted for by the molecular orbital model (Fig. 9.38), which also explains its bond strength.

The other form of elemental oxygen is **ozone** ( $\text{O}_3$ ), a molecule that can be represented by the resonance structures



The bond angle in the  $\text{O}_3$  molecule is  $117^\circ$ , in reasonable agreement with the prediction of the VSEPR model (three effective pairs require a trigonal planar arrangement). That the bond angle is slightly less than  $120^\circ$  can be explained by concluding that more space is required for the lone pair than for the bonding pairs.

Ozone can be prepared by passing an electrical discharge through pure oxygen gas. The electrical energy disrupts the bonds in some  $\text{O}_2$  molecules, thereby producing oxygen atoms, which react with other  $\text{O}_2$  molecules to form  $\text{O}_3$ . Ozone is much less stable than oxygen at  $25^\circ\text{C}$  and 1 atm. For example,  $K \approx 10^{-56}$  for the equilibrium



A pale blue, highly toxic gas, ozone is a much more powerful oxidizing agent than oxygen. The strong oxidizing power of ozone makes it useful for killing bacteria in swimming pools, hot tubs, and aquariums. It is also increasingly being used in municipal

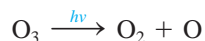


A U.S. Navy test pilot in an F-14 jet using an oxygen mask.

water treatment and for washing produce after it comes out of the fields. One of the main advantages of using ozone for water purification is that it does not leave potentially toxic residues behind. On the other hand, chlorine, which is widely used for water purification, leaves residues of chloro compounds, such as chloroform ( $\text{CHCl}_3$ ), which may cause cancer after long-term exposure. Although ozone effectively kills the bacteria in water, one problem with **ozonolysis** is that the water supply is not protected against recontamination, since virtually no ozone remains after the initial treatment. In contrast, for chlorination, significant residual chlorine remains after treatment.

The oxidizing ability of ozone can be detrimental, especially when it is present in the pollution from automobile exhausts (see Section 5.10).

Ozone exists naturally in the upper atmosphere of the earth. The *ozone layer* is especially important because it absorbs ultraviolet light and thus acts as a screen to prevent this radiation, which can cause skin cancer, from penetrating to the earth's surface. When an ozone molecule absorbs this energy, it splits into an oxygen molecule and an oxygen atom:




If the oxygen molecule and atom collide, they will not stay together as ozone unless a "third body," such as a nitrogen molecule, is present to help absorb the energy released by bond formation. The third body absorbs this energy as kinetic energy; its temperature is increased. Therefore, the energy originally absorbed as ultraviolet radiation is eventually changed to thermal energy. Thus the ozone prevents the harmful high-energy ultraviolet light from reaching the earth.

Scientists have become concerned that Freons and nitrogen dioxide are promoting the destruction of the ozone layer (Section 12.8).

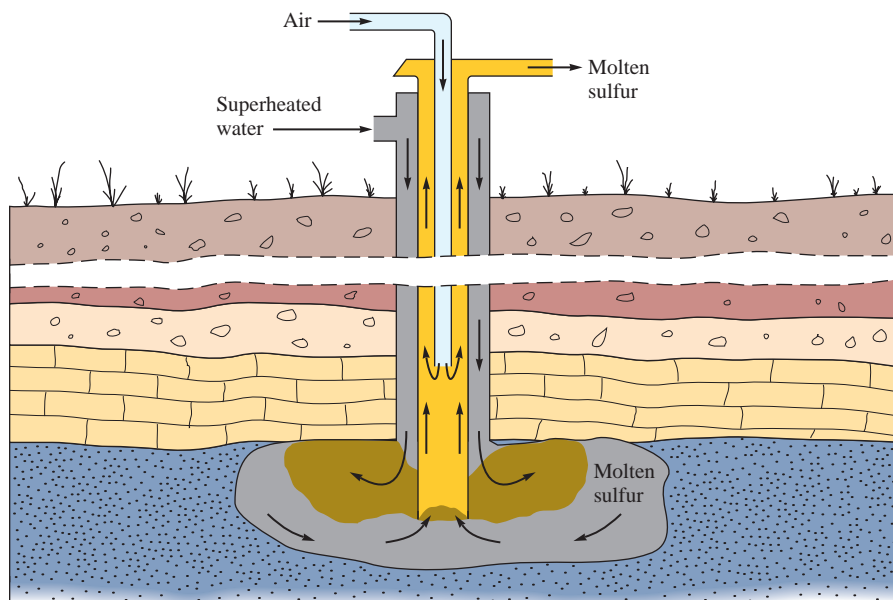
## 20.12 ► The Chemistry of Sulfur

Sulfur is found in nature both in large deposits of the free element and in widely distributed ores, such as galena ( $\text{PbS}$ ), cinnabar ( $\text{HgS}$ ), pyrite ( $\text{FeS}_2$ ), gypsum ( $\text{CaSO}_4 \cdot 2\text{H}_2\text{O}$ ), epsomite ( $\text{MgSO}_4 \cdot 7\text{H}_2\text{O}$ ), and glauberite ( $\text{Na}_2\text{SO}_4 \cdot \text{CaSO}_4$ ).

About 60% of the sulfur produced in the United States comes from the underground deposits of elemental sulfur found in Texas and Louisiana. This sulfur is recovered by using the **Frasch process** developed by Herman Frasch in the 1890s. Superheated water is pumped into the deposit to melt the sulfur ( $\text{mp} = 113^\circ\text{C}$ ), which is then forced to the surface by air pressure (see Fig. 20.21). The remaining 40% of sulfur produced in



Cinnabar from New Almaden, California.



**Figure 20.21**  
The Frasch method for recovering sulfur from underground deposits.



Melted sulfur obtained from underground deposits by the Frasch process.

the United States either is a by-product of the purification of fossil fuels before combustion to prevent pollution or comes from the sulfur dioxide ( $\text{SO}_2$ ) scrubbed from the exhaust gases when sulfur-containing fuels are burned.

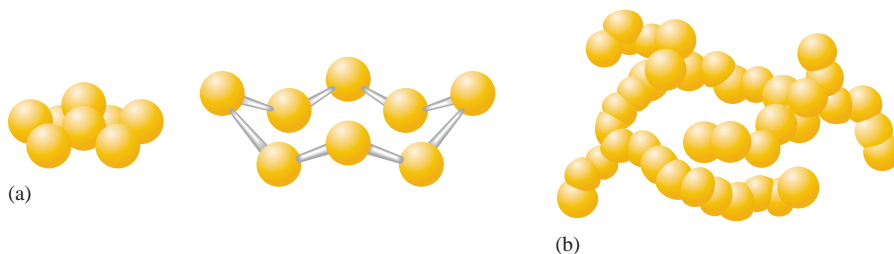
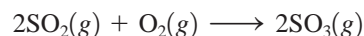
In contrast to oxygen, elemental sulfur exists as  $\text{S}_2$  molecules only in the gas phase at high temperatures. Because sulfur atoms form much stronger  $\sigma$  bonds than  $\pi$  bonds,  $\text{S}_2$  is less stable at  $25^\circ\text{C}$  than larger aggregates such as  $\text{S}_6$  and  $\text{S}_8$  rings and  $\text{S}_n$  chains (Fig. 20.22). The most stable form of sulfur at  $25^\circ\text{C}$  and 1 atm is called *rhombic sulfur* [see Fig. 20.23(a)], which contains stacked  $\text{S}_8$  rings. If rhombic sulfur is melted and heated to  $120^\circ\text{C}$ , it forms *monoclinic sulfur* as it slowly cools [Fig. 20.23(b)]. The monoclinic form also contains  $\text{S}_8$  rings, but the rings are stacked differently than in rhombic sulfur.

## Sulfur Oxides

From its position below oxygen in the periodic table, we might expect the simplest stable oxide of sulfur to have the formula  $\text{SO}$ . However, *sulfur monoxide*, which can be produced in small amounts when gaseous sulfur dioxide ( $\text{SO}_2$ ) is subjected to an electrical discharge, is very unstable. The difference in the stabilities of the  $\text{O}_2$  and  $\text{SO}$  molecules probably reflects the much stronger  $\pi$  bonding between oxygen atoms than between a sulfur and an oxygen atom.

Sulfur burns in air with a bright blue flame to give *sulfur dioxide* ( $\text{SO}_2$ ), a colorless gas with a pungent odor, which condenses to a liquid at  $-10^\circ\text{C}$  and 1 atm. Sulfur dioxide is a trigonal planar molecule, which is a very effective antibacterial agent often used to preserve stored fruit.

Sulfur dioxide reacts with oxygen to produce *sulfur trioxide* ( $\text{SO}_3$ ):



The scrubbing of sulfur dioxide from exhaust gases was discussed in Section 5.10.

**Figure 20.22**

(a) The  $\text{S}_8$  molecule. (b) Chains of sulfur atoms in viscous liquid sulfur. The chains may contain as many as 10,000 atoms.



(a)

(b)

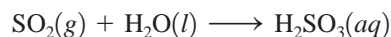
**Figure 20.23**

(a) Crystals of rhombic sulfur. (b) Crystals of monoclinic sulfur.

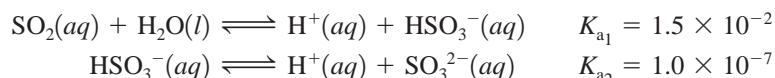
However, this reaction is very slow in the absence of a catalyst. One of the mysteries during early research on air pollution was how the sulfur dioxide produced from the combustion of sulfur-containing fuels is so rapidly converted to sulfur trioxide in the atmosphere. It is now known that dust and other particles can act as heterogeneous catalysts for this process (see Section 12.8).

### Oxyacids of Sulfur

Sulfur dioxide dissolves in water to form an acidic solution. The reaction is often represented as

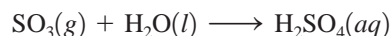


where  $\text{H}_2\text{SO}_3$  is called *sulfurous acid*. However, very little  $\text{H}_2\text{SO}_3$  actually exists in the solution. The major form of sulfur dioxide in water is  $\text{SO}_2$ , and the acid dissociation equilibria are best represented as



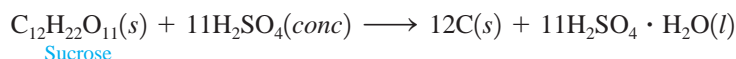
This situation is analogous to the behavior of carbon dioxide in water (Section 14.7). Although  $\text{H}_2\text{SO}_3$  cannot be isolated, salts of  $\text{SO}_3^{2-}$  (*sulfites*) and  $\text{HSO}_3^-$  (*hydrogen sulfites*) are well known.

Sulfur trioxide reacts violently with water to produce the diprotic acid **sulfuric acid**:



Manufactured in greater amounts than any other chemical, sulfuric acid is usually produced by the *contact process*. About 60% of the sulfuric acid manufactured in the United States is used to produce fertilizers from phosphate rock. The other 40% is used in lead storage batteries, in petroleum refining, in steel manufacturing, and for various other purposes in the chemical industry.

Because sulfuric acid has a high affinity for water, it is often used as a dehydrating agent. Gases that do not react with sulfuric acid, such as oxygen, nitrogen, and carbon dioxide, are often dried by bubbling them through concentrated solutions of the acid. Sulfuric acid is such a powerful dehydrating agent that it will remove hydrogen and oxygen from a substance in a 2:1 ratio even when the substance contains no molecular water. For example, concentrated sulfuric acid reacts vigorously with common table sugar (sucrose), leaving a charred mass of carbon (see Fig. 20.24):

**Figure 20.24**

The reaction of  $\text{H}_2\text{SO}_4$  with sucrose to produce a blackened column of carbon.

7A

F

Cl

Br

I

At

## 20.13 ► The Group 7A Elements

In our coverage of the representative elements we have progressed from the groups of metallic elements (Groups 1A and 2A), through groups in which the lighter members are nonmetals and the heavier members are metals (Groups 3A, 4A, and 5A), to a group containing all nonmetals (Group 6A—although some might prefer to call polonium a metal). The Group 7A elements, the **halogens** (with the valence electron configuration  $ns^2np^5$ ), are all nonmetals whose properties generally vary smoothly going down the group. The only notable exceptions are the unexpectedly low value for the electron affinity of fluorine and the unexpectedly small bond energy of the  $F_2$  molecule (see Section 20.1). Table 20.17 summarizes the trends in some physical properties of the halogens.

Because of their high reactivities, the halogens are not found as free elements in nature. Instead, they are found as halide ions ( $X^-$ ) in various minerals and in seawater (see Table 20.18).

Although astatine is a member of Group 7A, its chemistry is of no practical importance because all its known isotopes are radioactive. The longest-lived isotope,  $^{210}\text{At}$ , has a half-life of only 8.3 hours.

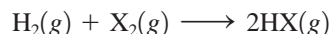
The halogens, particularly fluorine, have very high electronegativity values (see Table 20.17). They tend to form polar covalent bonds with other nonmetals and ionic bonds with metals in their lower oxidation states. When a metal ion is in a higher oxidation state, such as +3 or +4, the metal–halogen bonds are polar and covalent. For example,  $\text{TiCl}_4$  and  $\text{SnCl}_4$  are both covalent compounds that are liquids under normal conditions.



Samples of chlorine gas, liquid bromine, and solid iodine.

### Hydrogen Halides

The hydrogen halides can be prepared by a reaction of the elements



This reaction occurs with explosive vigor when fluorine and hydrogen are mixed. On the other hand, hydrogen and chlorine can coexist with little apparent reaction for relatively long periods in the dark. However, ultraviolet light causes an explosively fast reaction, and this is the basis of a popular lecture demonstration, the “hydrogen–chlorine cannon.” Bromine and iodine also react with hydrogen, but more slowly.

Some physical properties of the hydrogen halides are listed in Table 20.19. Note the very high boiling point for hydrogen fluoride, which results from extensive hydrogen bonding among the very polar HF molecules (Fig. 20.25). Fluoride ion has such a high affinity for protons that in concentrated aqueous solutions of hydrogen fluoride, the ion  $[\text{F} \cdots \text{H} \cdots \text{F}]^-$  exists, in which an  $\text{H}^+$  ion is centered between two  $\text{F}^-$  ions.

When dissolved in water, the hydrogen halides behave as acids, and all except hydrogen fluoride are completely dissociated. Because water is a much stronger base than the  $\text{Cl}^-$ ,  $\text{Br}^-$ ,



A candle burning in an atmosphere of  $\text{Cl}_2(g)$ . The exothermic reaction, which involves breaking C—C and C—H bonds in the wax and forming C—Cl bonds in their places, produces enough heat to make the gases in the region incandescent (a flame results).

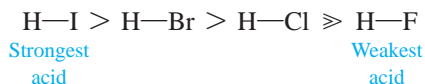
Table 20.17 ► Trends in Selected Physical Properties of the Group 7A Elements

Element	Electronegativity	Radius of $X^-$ (pm)	$\% (V)$ for $\text{X}_2 + 2e \rightarrow 2X^-$	Bond Energy of $\text{X}_2$ (kJ/mol)
Fluorine	4.0	136	2.87	154
Chlorine	3.2	181	1.36	239
Bromine	3.0	195	1.09	193
Iodine	2.7	216	0.54	149
Astatine	2.2	—	—	—

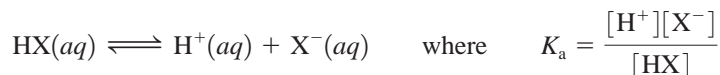
Table 20.18 ► Some Physical Properties, Sources, and Methods of Preparation of the Group 7A Elements

Element	Color and State	Percentage of Earth's Crust	Melting Point (°C)	Boiling Point (°C)	Source	Method of Preparation
Fluorine	Pale yellow gas	0.07	-220	-188	Fluorospars (CaF <sub>2</sub> ), cryolite (Na <sub>3</sub> AlF <sub>6</sub> ), fluorapatite [Ca <sub>5</sub> (PO <sub>4</sub> ) <sub>3</sub> F]	Electrolysis of molten KHF <sub>2</sub>
Chlorine	Yellow-green gas	0.14	-101	-34	Rock salt (NaCl), halite (NaCl), sylvite (KCl)	Electrolysis of aqueous NaCl
Bromine	Red-brown liquid	2.5 × 10 <sup>-4</sup>	-7.3	59	Seawater, brine wells	Oxidation of Br <sup>-</sup> by Cl <sub>2</sub>
Iodine	Violet-black solid	3 × 10 <sup>-5</sup>	113	184	Seaweed, brine wells	Oxidation of I <sup>-</sup> by electrolysis or MnO <sub>2</sub>

or I<sup>-</sup> ion, the acid strengths of HCl, HBr, and HI cannot be differentiated in water. However, in a less basic solvent, such as glacial (pure) acetic acid, the acids show different strengths:



To see why hydrogen fluoride is the only weak acid in water among the HX molecules, let's consider the dissociation equilibrium,



from a thermodynamic point of view. Recall that acid strength is reflected by the magnitude of  $K_a$ —a small  $K_a$  value means a weak acid. Also recall that the value of an equilibrium constant is related to the standard free energy change for the reaction,

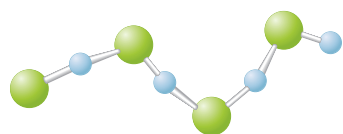
$$\Delta G^\circ = -RT \ln(K)$$

As  $\Delta G^\circ$  becomes more negative,  $K$  becomes larger; a *decrease* in free energy favors a given reaction. As we saw in Chapter 17, free energy depends on enthalpy, entropy, and temperature. For a process at constant temperature,

$$\Delta G^\circ = \Delta H^\circ - T\Delta S^\circ$$

Thus, to explain the various acid strengths of the hydrogen halides, we must focus on the factors that determine  $\Delta H^\circ$  and  $\Delta S^\circ$  for the acid dissociation reaction.

What energy terms are important in determining  $\Delta H^\circ$  for the dissociation of HX in water? (Keep in mind that large, positive contributions to the value of  $\Delta H^\circ$  will tend to make  $\Delta G^\circ$  more highly positive,  $K_a$  smaller, and the acid weaker.) One important factor is certainly



**Figure 20.25**  
The hydrogen bonding among HF molecules in liquid hydrogen fluoride.

Table 20.19 ► Some Physical Properties of the Hydrogen Halides

HX	Melting Point (°C)	Boiling Point (°C)	H—X Bond Energy (kJ/mol)
HF	-83	20	565
HCl	-114	-85	427
HBr	-87	-67	363
HI	-51	-35	295

**Table 20.20** ▶ The Enthalpies and Entropies of Hydration for the Halide Ions

$X^-$	$X^-(g) \xrightarrow{H_2O} X^-(aq)$	
	$\Delta H^\circ$ (kJ/mol)	$\Delta S^\circ$ (J/K mol)
$F^-$	-510	-159
$Cl^-$	-366	-96
$Br^-$	-334	-81
$I^-$	-291	-64

Hydration becomes more exothermic as the charge density of an ion increases. Thus, for ions of a given charge, the smallest is most strongly hydrated.

When  $H_2O$  molecules cluster around an ion, an ordering effect occurs; thus  $\Delta S^\circ_{\text{hyd}}$  is negative.

Stomach acid is 0.1 M HCl.

the H—X bond strength. Note from Table 20.19 that the H—F bond is much stronger than the other H—X bonds. This factor tends to make HF a weaker acid than the others.

Another important contribution to  $\Delta H^\circ$  is the enthalpy of hydration (see Section 11.2) of  $X^-$  (see Table 20.20). As we would expect, the smallest of the halide ions,  $F^-$ , has the most negative value—its hydration is the most exothermic. This term favors the dissociation of HF into its ions more so than it does for the other HX molecules.

So far we have two conflicting factors: The large HF bond energy tends to make HF a weaker acid than the other hydrogen halides, but the enthalpy of hydration favors the dissociation of HF more than that of the others. When we compare data for HF and HCl, the difference in bond energy (138 kJ/mol) is slightly smaller than the difference in the enthalpies of hydration for the anions (144 kJ/mol). If these were the *only* important factors, HF should be a stronger acid than HCl because the large enthalpy of hydration of  $F^-$  more than compensates for the large HF bond strength.

As it turns out, the *deciding factor appears to be entropy*. Note from Table 20.20 that the entropy of hydration for  $F^-$  is much more negative than the entropy of hydration for the other halides because of the high degree of ordering that occurs as the water molecules associate with the small  $F^-$  ion. Remember that a negative change in entropy is unfavorable. Thus, although the enthalpy of hydration favors dissociation of HF, the *entropy* of hydration strongly opposes it.

When all these factors are taken into account,  $\Delta G^\circ$  for the dissociation of HF in water is positive; that is,  $K_a$  is small. In contrast,  $\Delta G^\circ$  for dissociation of the other HX molecules in water is negative ( $K_a$  is large). This example illustrates the complexity of the processes that occur in aqueous solutions and the importance of entropy effects in that medium.

In practical terms, **hydrochloric acid** is the most important of the **hydrohalic acids**, the aqueous solutions of the hydrogen halides. About 3 million tons of hydrochloric acid are produced annually for use in cleaning steel before galvanizing and in the manufacture of many other chemicals.

Hydrofluoric acid is used to etch glass by reacting with the silica in glass to form the volatile gas  $SiF_4$ :



## Oxyacids and Oxyanions

All the halogens except fluorine combine with various numbers of oxygen atoms to form a series of oxyacids, as shown in Table 20.21. The strengths of these acids vary in direct proportion to the number of oxygen atoms attached to the halogen, with the acid strength increasing as more oxygens are added.

The only member of the chlorine series that has been obtained in the pure state is *perchloric acid* ( $HOClO_3$ ), a strong acid and a powerful oxidizing agent. Because perchloric acid reacts explosively with many organic materials, it must be handled with great caution. The other oxyacids of chlorine are known only in solution, although salts containing their anions are well known (Fig. 20.26).

**Table 20.21** ▶ The Known Oxyacids of the Halogens

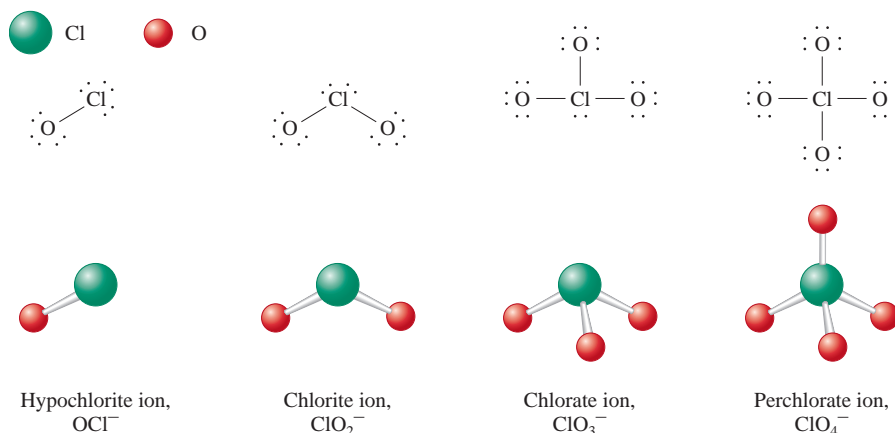
Oxidation State of Halogen	Fluorine	Chlorine	Bromine	Iodine*	General Name of Acids	General Name of Salts
+1	$HO\overset{\ddagger}{F}$	$HOCl$	$HOBr$	$HOI$	Hypohalous acid	Hypohalites, $MOX$
+3	$\ddagger$	$HOClO$	$\ddagger$	$\ddagger$	Halous acid	Halites, $MXO_2$
+5	$\ddagger$	$HOClO_2$	$HOBrO_2$	$HOIO_2$	Halic acid	Halates, $MXO_3$
+7	$\ddagger$	$HOClO_3$	$HOBrO_3$	$HOIO_3$	Perhalic acid	Perhalates, $MXO_4$

\*Iodine also forms  $H_4I_2O_9$  (mesodiperiodic acid) and  $H_5IO_6$  (paraperiodic acid).

$\ddagger$ HO $\overset{\ddagger}{F}$  oxidation state is best represented as -1.

$\ddagger$ Compound is unknown.





**Figure 20.26**  
The structures of the oxychloro anions.

*Hypochlorous acid* (HOCl) is formed when chlorine gas is dissolved in cold water:



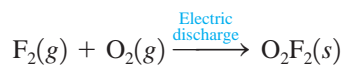
Note that in this reaction chlorine is both oxidized (from 0 in  $\text{Cl}_2$  to +1 in HOCl) and reduced (from 0 in  $\text{Cl}_2$  to  $-1$  in  $\text{Cl}^-$ ). Such a reaction, *in which a given element is both oxidized and reduced*, is called a **disproportionation reaction**. Hypochlorous acid and its salts are strong oxidizing agents; their solutions are widely used as household bleaches and disinfectants.

*Chlorate salts*, such as  $\text{KClO}_3$ , are also strong oxidizing agents and are used as weed killers and as oxidizers in fireworks (see Chapter 7) and explosives.

Fluorine forms only one oxyacid, hypofluorous acid (HOF), but it forms at least two oxides. When fluorine gas is bubbled into a dilute solution of sodium hydroxide, the compound *oxygen difluoride* ( $\text{OF}_2$ ) is formed:



Oxygen difluoride is a pale yellow gas (bp =  $-145^\circ\text{C}$ ) that is a strong oxidizing agent. The oxide *dioxygen difluoride* ( $\text{O}_2\text{F}_2$ ) is an orange solid that can be prepared by an electric discharge in an equimolar mixture of fluorine and oxygen gases:



The name for  $\text{OF}_2$  is oxygen difluoride rather than difluorine oxide because fluorine has a higher electronegativity than oxygen and thus is named as the anion.

## 20.14 ► The Group 8A Elements

8A The Group 8A elements, the **noble gases**, are characterized by filled  $s$  and  $p$  valence orbitals (electron configurations of  $2s^2$  for helium and  $ns^2np^6$  for the others). Because of their completed valence shells, these elements are very unreactive. In fact, no noble gas compounds were known 50 years ago. Selected properties of the Group 8A elements are summarized in Table 20.22.

He  
Ne  
Ar  
Kr  
Xe  
Rn

*Helium* was identified by its characteristic emission spectrum as a component of the sun before it was found on earth. The major sources of helium on earth are natural gas deposits, where helium was formed from the  $\alpha$ -particle decay of radioactive elements. The  $\alpha$  particle is a helium nucleus that can easily pick up electrons from the environment to form a helium atom. Although helium forms no compounds, it is an important substance that is used as a coolant, as a pressurizing gas for rocket fuels, as a diluent in the gases used for deep-sea diving and spaceship atmospheres, and as the gas in lighter-than-air airships (blimps).

Like helium, *neon* forms no compounds, but it is a very useful element. For example, neon is widely used in luminescent lighting (neon signs). *Argon*, which recently has been shown to form chemical bonds under special circumstances, is used to provide the noncorrosive atmosphere in incandescent light bulbs, which prolongs the life of the tungsten filament.

Table 20.22 Selected Properties of Group 8A Elements

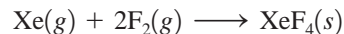
Element	Melting Point (°C)	Boiling Point (°C)	Atmospheric Abundance (% by volume)	Examples of Compounds
Helium	-270	-269	$5 \times 10^{-4}$	None
Neon	-249	-246	$1 \times 10^{-3}$	None
Argon	-189	-186	$9 \times 10^{-1}$	HArF
Krypton	-157	-153	$1 \times 10^{-4}$	KrF <sub>2</sub>
Xenon	-112	-107	$9 \times 10^{-6}$	XeF <sub>4</sub> , XeO <sub>3</sub> , XeF <sub>6</sub>





Neon signmaker and artist Jess Baird shows off a few of the items he has made in his Weatherford, Texas, shop.

*Krypton* and *xenon* have been observed to form many stable chemical compounds. The first of these was prepared in 1962 by Neil Bartlett (b. 1932), an English chemist who made an ionic compound that he thought had the formula XePtF<sub>6</sub>. Subsequent studies indicated that the compound might be better represented as XeF<sup>+</sup>PtF<sub>6</sub><sup>-</sup> and contains the XeF<sup>+</sup> and PtF<sub>6</sub><sup>-</sup> ions.

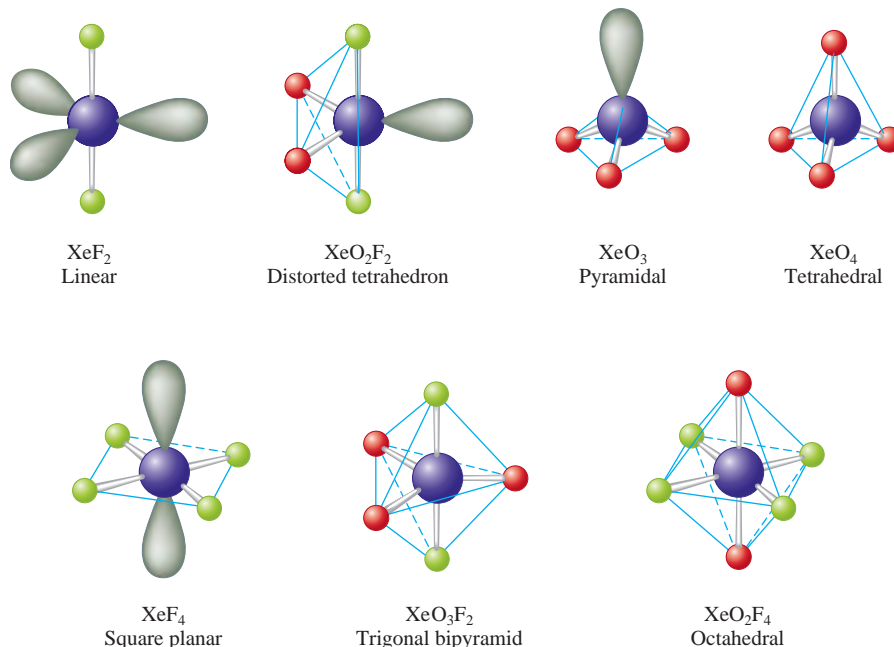
Less than a year after Bartlett's report, a group at Argonne National Laboratory near Chicago prepared xenon tetrafluoride by reacting xenon and fluorine gases in a nickel reaction vessel at 400°C and 6 atm:



Xenon tetrafluoride forms stable colorless crystals. Two other xenon fluorides, XeF<sub>2</sub> and XeF<sub>6</sub>, were synthesized by the group at Argonne, and a highly explosive xenon oxide (XeO<sub>3</sub>) was also found. The xenon fluorides react with water to form hydrogen fluoride and oxycompounds. For example:



In the past 35 years other xenon compounds have been prepared. Examples are XeO<sub>4</sub> (explosive), XeOF<sub>4</sub>, XeOF<sub>2</sub>, and XeO<sub>3</sub>F<sub>2</sub>. These compounds contain discrete molecules with covalent bonds between the xenon atom and the other atoms. A few compounds of krypton, such as KrF<sub>2</sub> and KrF<sub>4</sub>, have also been observed. The structures of several known xenon compounds are shown in Fig. 20.27. Radon also has been shown to form compounds similar to those of xenon and krypton.



**Figure 20.27**

The structures of several known xenon compounds.

**► Key Terms****Section 20.1**

representative elements  
 transition metals  
 lanthanides  
 actinides  
 metalloids (semimetals)  
 metallurgy  
 liquefaction

**Section 20.2**

alkali metals

**Section 20.3**

hydride  
 ionic (saltlike) hydride  
 covalent hydride  
 metallic (interstitial) hydride

**Section 20.4**

alkaline earth metals  
 hard water  
 ion exchange  
 ion-exchange resin

**Section 20.5**

boranes

**Section 20.8**

Haber process  
 nitrogen fixation  
 nitrogen-fixing bacteria  
 denitrification  
 nitrogen cycle  
 ammonia  
 hydrazine  
 nitric acid  
 Ostwald process

**Section 20.9**

phosphoric (orthophosphoric) acid  
 phosphorous acid  
 superphosphate of lime

**Section 20.11**

ozone  
 ozonolysis

**Section 20.12**

Frasch process  
 sulfuric acid

**Section 20.13**

halogens  
 hydrochloric acid  
 hydrohalic acids  
 disproportionation reaction

**Section 20.14**

noble gases

**Representative elements**

- Chemical properties are determined by their *s* and *p* valence-electron configurations
- Metallic character increases going down the group
- The properties of the first element in a group usually differ most from the properties of the other elements in the group due to a significant difference in size
  - In Group 1A, hydrogen is a nonmetal and the other members of the group are active metals
  - The first member of a group forms the strongest  $\pi$  bonds, causing nitrogen and oxygen to exist as  $N_2$  and  $O_2$  molecules

**Elemental abundances on earth**

- Oxygen is the most abundant element, followed by silicon
- The most abundant metals are aluminum and iron, which are found as ores

**Group 1A elements (alkali metals)**

- Have valence configuration  $ns^1$
- Except for hydrogen, readily lose one electron to form  $M^+$  ions in their compounds with nonmetals
- React vigorously with water to form  $M^+$  and  $OH^-$  ions and hydrogen gas
- Form a series of oxides of the types  $M_2O$  (oxide),  $M_2O_2$  (peroxide), and  $MO_2$  (superoxide)
  - Not all metals form all types of oxide compounds
- Hydrogen forms covalent compounds with nonmetals
- With very active metals, hydrogen forms hydrides that contain the  $H^-$  ion

**Group 2A (alkaline earth metals)**

- Have valence configuration  $ns^2$
- React less violently with water than alkali metals
- The heavier alkaline earth metals form nitrides and hydrides
- Hard water contains  $Ca^{2+}$  and  $Mg^{2+}$  ions
  - Form precipitates with soap
  - Usually removed by ion-exchange resins that replace the  $Ca^{2+}$  and  $Mg^{2+}$  ions with  $Na^+$

**Group 3A**

- Have valence configuration  $ns^2np^1$
- Show increasing metallic character going down the group
- Boron is a nonmetal that forms many types of covalent compounds, including boranes, which are highly electron-deficient and thus are very reactive
- The metals aluminum, gallium, and indium show some covalent tendencies

**Group 4A**

- Have valence configuration  $ns^2np^2$
- Lighter members are nonmetals; heavier members are metals
  - All group members can form covalent bonds to nonmetals
- Carbon forms a huge variety of compounds, most of which are classified as organic compounds

**Group 5A**

- Elements show a wide variety of chemical properties
  - Nitrogen and phosphorus are nonmetals

- Antimony and bismuth tend to be metallic, although no ionic compounds containing  $\text{Sb}^{5+}$  and  $\text{Bi}^{5+}$  are known; the compounds containing Sb(V) and Bi(V) are molecular rather than ionic
- All group members except N form molecules with five covalent bonds
- The ability to form  $\pi$  bonds decreases dramatically after N
- Chemistry of nitrogen
  - Most nitrogen-containing compounds decompose exothermically, forming the very stable  $\text{N}_2$  molecule, which explains the power of nitrogen-based explosives
  - The nitrogen cycle, which consists of a series of steps, shows how nitrogen is cycled in the natural environment
  - Nitrogen fixation changes the  $\text{N}_2$  in air into compounds useful to plants
    - The Haber process is a synthetic method of nitrogen fixation
    - In the natural world, nitrogen fixation occurs through nitrogen-fixing bacteria in the root nodules of certain plants and through lightning in the atmosphere
  - Ammonia is the most important hydride of nitrogen
    - Contains pyramidal  $\text{NH}_3$  molecules
    - Widely used as a fertilizer
  - Hydrazine ( $\text{N}_2\text{H}_4$ ) is a powerful reducing agent
  - Nitrogen forms a series of oxides including  $\text{N}_2\text{O}$ ,  $\text{NO}$ ,  $\text{NO}_2$ , and  $\text{N}_2\text{O}_5$
  - Nitric acid ( $\text{HNO}_3$ ) is a very important strong acid manufactured by the Ostwald process
- Chemistry of phosphorus
  - Exists in three elemental forms: white (contains  $\text{P}_4$  molecules), red, and black
  - Phosphine ( $\text{PH}_3$ ) has bond angles close to 90 degrees
  - Phosphorus forms oxides including  $\text{P}_4\text{O}_6$  and  $\text{P}_4\text{O}_{10}$  (which dissolves in water to form phosphoric acid,  $\text{H}_3\text{PO}_4$ )

### Group 6A

- Metallic character increases going down the group but no element behaves as a typical metal
- The lighter members tend to gain two electrons to form  $\text{X}^{2-}$  ions in compounds with metals
- Chemistry of oxygen
  - Elemental forms are  $\text{O}_2$  and  $\text{O}_3$
  - Oxygen forms a wide variety of oxides
  - $\text{O}_2$  and especially  $\text{O}_3$  are powerful oxidizing agents
- Chemistry of sulfur
  - The elemental forms are called rhombic and monoclinic sulfur, both of which contain  $\text{S}_8$  molecules
  - The most important oxides are  $\text{SO}_2$  (which forms  $\text{H}_2\text{SO}_3$  in water) and  $\text{SO}_3$  (which forms  $\text{H}_2\text{SO}_4$  in water)
  - Sulfur forms a wide variety of compounds in which it shows the oxidation states +6, +4, +2, 0, and -2

### Group 7A (halogens)

- All nonmetals
- Form hydrides of the type  $\text{HX}$  that behave as strong acids in water except for  $\text{HF}$ , which is a weak acid
- The oxyacids of the halogens become stronger as more oxygen atoms are present
- The interhalogens contain two or more different halogens

### Group 8A (noble gases)

- All elements are monatomic gases and are generally very unreactive
- The heavier elements form compounds with electronegative elements such as fluorine and oxygen

## REVIEW QUESTIONS

1. What are the two most abundant elements by mass in the earth's crust, oceans, and atmosphere? Does this make sense? Why? What are the four most abundant elements by mass in the human body? Does this make sense? Why?
2. What evidence supports putting hydrogen in Group 1A of the periodic table? In some periodic tables hydrogen is listed separately from any of the groups. In what ways is hydrogen unlike a typical Group 1A element? What is the valence electron configuration for the alkali metals? List some common properties of alkali metals. How are the pure metals prepared? Predict the formulas of the compounds formed when an alkali metal reacts with  $F_2$ , S,  $P_4$ ,  $H_2$ , and  $H_2O$ .
3. What is the valence electron configuration for alkaline earth metals? List some common properties of alkaline earth metals. How are alkaline earth metals prepared? Predict the formulas of the compounds formed when an alkaline earth metal reacts with  $F_2$ ,  $O_2$ , S,  $N_2$ ,  $H_2$ , and  $H_2O$ .
4. What is the valence electron configuration for the Group 3A elements? How does metallic character change as one goes down this group? How are boron and aluminum different? Predict the formulas of the compounds formed when aluminum reacts with  $F_2$ ,  $O_2$ , S, and  $N_2$ .
5. What is the valence electron configuration for Group 4A elements? Group 4A contains two of the most important elements on earth. What are they, and why are they so important? How does metallic character change as one goes down Group 4A? What are the three allotropic forms of carbon? List some properties of germanium, tin, and lead. Predict the formulas of the compounds formed when Ge reacts with  $F_2$  and  $O_2$ .
6. What is the valence electron configuration for Group 5A elements? Metallic character increases when going down a group. Give some examples illustrating how Bi and Sb have metallic characteristics not associated with N, P, and As. Elemental nitrogen exists as  $N_2$ , whereas in the gas phase the elements phosphorus, arsenic, and antimony consist of  $P_4$ ,  $As_4$ , and  $Sb_4$  molecules, respectively. Give a possible reason for this difference between  $N_2$  and the other Group 5A elements. White phosphorus is much more reactive than black or red phosphorus. Explain.
7. Table 20.14 lists some common nitrogen compounds having oxidation states ranging from  $-3$  to  $+5$ . Rationalize this spread in oxidation states. For each substance listed in Table 20.14, list some of its special properties. Ammonia forms hydrogen-bonding intermolecular forces resulting in an unusually high boiling point for a substance with the small size of  $NH_3$ . Can hydrazine ( $N_2H_4$ ) also form hydrogen-bonding interactions? How is phosphine's ( $PH_3$ ) structure different from that of ammonia?
8. What is the valence electron configuration of Group 6A elements? What are some property differences between oxygen and polonium? What are the Lewis structures for the two allotropic forms of oxygen? What is the molecular structure and the bond angle in ozone? The most stable form of solid sulfur is the rhombic form; however, a solid form called monoclinic sulfur can also form. What is the difference between rhombic and monoclinic sulfur? Explain why  $O_2$  is much more stable than  $S_2$  or SO. When  $SO_2(g)$  or  $SO_3(g)$  reacts with water, an acidic solution forms. Explain. What are the molecular structures and bond angles in  $SO_2$  and  $SO_3$ ?  $H_2SO_4$  is a powerful dehydrating agent: What does this mean?
9. What is the valence electron configuration of the halogens? Why do the boiling points and melting points of the halogens increase steadily from  $F_2$  to  $I_2$ ? Give two reasons why  $F_2$  is the most reactive of the halogens. Explain why the boiling point of HF is much higher than the boiling points of HCl, HBr, and HI. In nature, the halogens are generally found as halide ions in various minerals and seawater. What

is a halide ion, and why are halide salts so stable? The oxidation states of the halogens vary from  $-1$  to  $+7$ . Identify compounds of chlorine that have  $-1$ ,  $+1$ ,  $+3$ ,  $+5$ , and  $+7$  oxidation states.

10. What special property of the noble gases makes them unreactive? The boiling points and melting points of the noble gases increase steadily from He to Xe. Explain. The noble gases were among the last elements discovered; their existence was not predicted by Mendeleev when he published his first periodic table. Explain. In chemistry textbooks written before 1962, the noble gases were referred to as the inert gases. Why do we no longer use this term? For the structures of the xenon compounds in Fig. 20.27, give the bond angles exhibited and the hybridization of the central atom in each compound.

A blue question or exercise number indicates that the answer to that question or exercise appears at the back of this book and a solution appears in the *Solutions Guide*, as found on PowerLecture.

### ► Questions

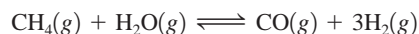
- Although the earth was formed from the same interstellar material as the sun, there is little elemental hydrogen ( $H_2$ ) in the earth's atmosphere. Explain.
- List two major industrial uses of hydrogen.
- How do the acidities of the aqueous solutions of the alkaline earth metal ions ( $M^{2+}$ ) change in going down the group?
- Diagonal relationships in the periodic table exist as well as the vertical relationships. For example, Be and Al are similar in some of their properties as are B and Si. Rationalize why these diagonal relationships hold for properties such as size, ionization energy, and electron affinity.
- Atomic size seems to play an important role in explaining some of the differences between the first element in a group and the subsequent group elements. Explain.
- Silicon carbide (SiC) is an extremely hard substance. Propose a structure for SiC.
- In most compounds, the solid phase is denser than the liquid phase. Why isn't this true for water?
- What is nitrogen fixation? Give some examples of nitrogen fixation.
- All the Group 1A and 2A metals are produced by electrolysis of molten salts. Why?
- Why are the tin(IV) halides more volatile than the tin(II) halides?

### ► Exercises

In this section similar exercises are paired.

#### Group 1A Elements

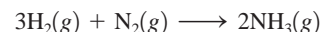
11. Hydrogen is produced commercially by the reaction of methane with steam:



- a. Calculate  $\Delta H^\circ$  and  $\Delta S^\circ$  for this reaction (use the data in Appendix 4).

- b. What temperatures will favor product formation at standard conditions? Assume  $\Delta H^\circ$  and  $\Delta S^\circ$  do not depend on temperature.

12. The major industrial use of hydrogen is in the production of ammonia by the Haber process:



- a. Using data from Appendix 4, calculate  $\Delta H^\circ$ ,  $\Delta S^\circ$ , and  $\Delta G^\circ$  for the Haber process reaction.
- b. Is the reaction spontaneous at standard conditions?
- c. At what temperatures is the reaction spontaneous at standard conditions? Assume  $\Delta H^\circ$  and  $\Delta S^\circ$  do not depend on temperature.

13. Write balanced equations describing the reaction of lithium metal with each of the following:  $O_2$ , S,  $Cl_2$ ,  $P_4$ ,  $H_2$ ,  $H_2O$ , and HCl.

14. The electrolysis of aqueous sodium chloride (brine) is an important industrial process for the production of chlorine and sodium hydroxide. In fact, this process is the second largest consumer of electricity in the United States, after the production of aluminum. Write a balanced equation for the electrolysis of aqueous sodium chloride (hydrogen gas is also produced).

15. What are the three types of hydrides? How do they differ?

16. Reference Table 20.5 and give examples of the three types of alkali metal oxides that form. How do they differ?

17. Many lithium salts are hygroscopic (absorb water), but the corresponding salts of the other alkali metals are not. Why are lithium salts different from the others?

18. What will be the atomic number of the next alkali metal to be discovered? How would you expect the physical properties of the next alkali metal to compare with the properties of the other alkali metals summarized in Table 20.4?

#### Group 2A Elements

19. One harmful effect of acid rain is the deterioration of structures and statues made of marble or limestone, both of which are essentially calcium carbonate. The reaction of calcium carbonate with sulfuric acid yields carbon dioxide, water, and calcium sulfate. Because calcium sulfate is marginally soluble in water, part of the object is washed away by the rain. Write a balanced chemical equation for the reaction of sulfuric acid with calcium carbonate.

20. Write balanced equations describing the reaction of Sr with each of the following: O<sub>2</sub>, S, Cl<sub>2</sub>, P<sub>4</sub>, H<sub>2</sub>, H<sub>2</sub>O, and HCl.

21. The U.S. Public Health Service recommends the fluoridation of water as a means for preventing tooth decay. The recommended concentration is 1 mg F<sup>-</sup> per liter. The presence of calcium ions in hard water can precipitate the added fluoride. What is the maximum molarity of calcium ions in hard water if the fluoride concentration is at the USPHS recommended level? ( $K_{sp}$  for CaF<sub>2</sub> =  $4.0 \times 10^{-11}$ .)

22. Slaked lime, Ca(OH)<sub>2</sub>, is used to soften hard water by removing calcium ions from hard water through the reaction



Although CaCO<sub>3</sub>(s) is considered insoluble, some of it does dissolve in aqueous solutions. Calculate the molar solubility of CaCO<sub>3</sub> in water ( $K_{sp}$  =  $8.7 \times 10^{-9}$ ).

23. What mass of barium is produced when molten BaCl<sub>2</sub> is electrolyzed by a current of  $2.50 \times 10^5$  A for 6.00 h?

24. Electrolysis of an alkaline earth metal chloride using a current of 5.00 A for 748 s deposits 0.471 g of metal at the cathode. What is the identity of the alkaline earth metal chloride?

25. Beryllium shows some covalent characteristics in some of its compounds, unlike the other alkaline earth halides. Give a possible explanation for this phenomenon.

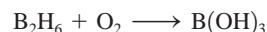
26. What ions are found in hard water? What happens when water is “softened”?

### Group 3A Elements

27. Assume that element 113 has been produced. What is the expected electron configuration for element 113? What oxidation states would be exhibited by element 113 in its compounds?

28. Thallium and indium form +1 and +3 oxidation states when in compounds. Predict the formulas of the possible compounds between thallium and oxygen and between indium and chlorine. Name the compounds.

29. Boron hydrides were once evaluated for possible use as rocket fuels. Complete and balance the following equation for the combustion of diborane.



30. Elemental boron is produced by reduction of boron oxide with magnesium to give boron and magnesium oxide. Write a balanced equation for this reaction.

31. Write equations describing the reactions of Ga with each of the following: F<sub>2</sub>, O<sub>2</sub>, S, and HCl.

32. Write a balanced equation describing the reaction of aluminum metal with concentrated aqueous sodium hydroxide.

33. Al<sub>2</sub>O<sub>3</sub> is amphoteric. What does this mean?

34. What are three-centered bonds?

### Group 4A Elements

35. Discuss the importance of the C—C and Si—Si bond strengths and of π bonding to the properties of carbon and silicon.

36. Besides the central atom, what are the differences between CO<sub>2</sub> and SiO<sub>2</sub>?

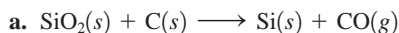
37. The three most stable oxides of carbon are carbon monoxide (CO), carbon dioxide (CO<sub>2</sub>), and carbon suboxide (C<sub>3</sub>O<sub>2</sub>). The space-filling models for these three compounds are



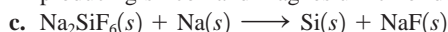
For each oxide, draw the Lewis structure, predict the molecular structure, and describe the bonding (in terms of the hybrid orbitals for the carbon atoms).

38. Carbon and sulfur form compounds with the formulas CS<sub>2</sub> and C<sub>3</sub>S<sub>2</sub>. Draw Lewis structures and predict the shapes of these two compounds.

39. Silicon is produced for the chemical and electronics industries by the following reactions. Give the balanced equation for each reaction.



b. Silicon tetrachloride is reacted with very pure magnesium, producing silicon and magnesium chloride.



40. Write equations describing the reactions of Sn with each of the following: Cl<sub>2</sub>, O<sub>2</sub>, and HCl.

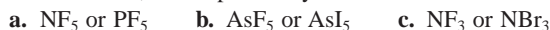
41. The compound Pb<sub>3</sub>O<sub>4</sub> (red lead) contains a mixture of lead(II) and lead(IV) oxidation states. What is the mole ratio of lead(II) to lead(IV) in Pb<sub>3</sub>O<sub>4</sub>?

42. Tin forms compounds in the +2 and +4 oxidation states. Therefore, when tin reacts with fluorine, two products are possible. Write balanced equations for the production of the two tin halide compounds and name them.

### Group 5A Elements

43. The oxyanion of nitrogen in which it has the highest oxidation state is the nitrate ion (NO<sub>3</sub><sup>-</sup>). The corresponding oxyanion of phosphorus is PO<sub>4</sub><sup>3-</sup>. The NO<sub>4</sub><sup>3-</sup> ion is known but not very stable. The PO<sub>3</sub><sup>-</sup> ion is not known. Account for these differences in terms of the bonding in the four anions.

44. In each of the following pairs of substances, one is stable and known, and the other is unstable. For each pair, choose the stable substance, and explain why the other is unstable.



45. Write balanced equations for the reactions described in Table 20.13 for the production of Bi and Sb.

46. Arsenic reacts with oxygen to form oxides that react with water in a manner analogous to that of the phosphorus oxides. Write balanced chemical equations describing the reaction of arsenic with oxygen and the reaction of the resulting oxide with water.

47. The Group 5A elements can form molecules or ions that involve three, five, or six covalent bonds; NH<sub>3</sub>, AsCl<sub>5</sub>, and PF<sub>6</sub><sup>-</sup> are examples. Draw the Lewis structure for each of these substances, and predict the molecular structure and hybridization for each. Why doesn't NF<sub>5</sub> or NCl<sub>6</sub><sup>-</sup> form?

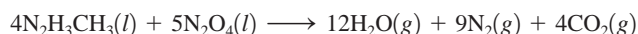
48. Lewis structures can be used to understand why some molecules react in certain ways. Write the Lewis structure for the reactants and products in the reactions described below.

- Nitrogen dioxide dimerizes to produce dinitrogen tetroxide.
- Boron trihydride accepts a pair of electrons from ammonia, forming  $\text{BH}_3\text{NH}_3$ .

Give a possible explanation for why these two reactions occur.

49. Hydrazine ( $\text{N}_2\text{H}_4$ ) is used as a fuel in liquid-fueled rockets. When hydrazine reacts with oxygen gas, nitrogen gas and water vapor are produced. Write a balanced equation and use bond energies from Table 8.4 to estimate  $\Delta H$  for this reaction.

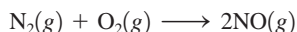
50. The space shuttle orbiter utilizes the oxidation of methylhydrazine by dinitrogen tetroxide for propulsion:



Calculate  $\Delta H^\circ$  for this reaction using data in Appendix 4.

51. Many oxides of nitrogen have positive values for the standard free energy of formation. Using NO as an example, explain why this is the case.

52. Using data from Appendix 4 calculate  $\Delta H^\circ$ ,  $\Delta S^\circ$ , and  $\Delta G^\circ$  for the reaction

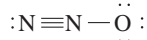


Why does NO form in an automobile engine but then does not readily decompose back to  $\text{N}_2$  and  $\text{O}_2$  in the atmosphere?

53. Compare the Lewis structures with the molecular orbital view of the bonding in NO,  $\text{NO}^+$ , and  $\text{NO}^-$ . Account for any discrepancies between the two models.

54. The  $\text{N}_2\text{O}$  molecule is linear and polar.

- On the basis of this experimental evidence, which arrangement, NNO or NON, is correct? Explain your answer.
- On the basis of your answer to part a, write the Lewis structure of  $\text{N}_2\text{O}$  (including resonance forms). Give the formal charge on each atom and the hybridization of the central atom.
- How would the multiple bonding in



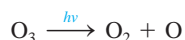
be described in terms of orbitals?

55. Phosphoric acid ( $\text{H}_3\text{PO}_4$ ) is a triprotic acid, phosphorous acid ( $\text{H}_3\text{PO}_3$ ) is a diprotic acid, and hypophosphorous acid ( $\text{H}_3\text{PO}_2$ ) is a monoprotic acid. Explain this phenomenon.

56. Trisodium phosphate (TSP) is an effective grease remover. Like many cleaners, TSP acts as a base in water. Write a balanced equation to account for this basic behavior.

### Group 6A Elements

57. Use bond energies to estimate the maximum wavelength of light that will cause the reaction



58. The xerographic (dry writing) process was invented in 1938 by C. Carlson. In xerography, an image is produced on a photoconductor by exposing it to light. Selenium is commonly used, since its conductivity increases three orders of magnitude upon expo-

sure to light in the range from 400 to 500 nm. What color light should be used to cause selenium to become conductive? (See Figure 7.2.)

59. Write a balanced equation describing the reduction of  $\text{H}_2\text{SeO}_4$  by  $\text{SO}_2$  to produce selenium.

60. Complete and balance each of the following reactions.

- the reaction between sulfur dioxide gas and oxygen gas
- the reaction between sulfur trioxide gas and water
- the reaction between concentrated sulfuric acid and sucrose ( $\text{C}_{12}\text{H}_{22}\text{O}_{11}$ )

61. Ozone is desirable in the upper atmosphere but undesirable in the lower atmosphere. A dictionary states that ozone has the scent of a spring thunderstorm. How can these seemingly conflicting statements be reconciled in terms of the chemical properties of ozone?

62. Ozone is a possible replacement for chlorine in municipal water purification. Unlike chlorine, virtually no ozone remains after treatment. This has good and bad consequences. Explain.

63. Sulfur forms a wide variety of compounds in which it has +6, +4, +2, 0, and -2 oxidation states. Give examples of sulfur compounds having each of these oxidation states.

64. An unknown element is a nonmetal and has a valence electron configuration of  $ns^2np^4$ .

- How many valence electrons does this element have?
- What are some possible identities for this element?
- What is the formula of the compound(s) this element would form with lithium? hydrogen? magnesium? aluminum? fluorine?

65. How can the paramagnetism of  $\text{O}_2$  be explained using the molecular orbital model?

66. Describe the bonding in  $\text{SO}_2$  and  $\text{SO}_3$  using the localized electron model (hybrid orbital theory). How would the molecular orbital model describe the  $\pi$  bonding in these two compounds?

### Group 7A Elements

67. Write the Lewis structure for  $\text{O}_2\text{F}_2$ . Predict the bond angles and hybridization of the two central oxygen atoms. Assign oxidation states and formal charges to the atoms in  $\text{O}_2\text{F}_2$ . The compound  $\text{O}_2\text{F}_2$  is a vigorous and potent oxidizing and fluorinating agent. Are oxidation states or formal charges more useful in accounting for these properties of  $\text{O}_2\text{F}_2$ ?

68. Give the Lewis structure, molecular structure, and hybridization of the oxygen atom for  $\text{OF}_2$ . Would you expect  $\text{OF}_2$  to be a strong oxidizing agent like  $\text{O}_2\text{F}_2$  discussed in Exercise 67?

69. Fluorine reacts with sulfur to form several different covalent compounds. Three of these compounds are  $\text{SF}_2$ ,  $\text{SF}_4$ , and  $\text{SF}_6$ . Draw the Lewis structures for these compounds, and predict the molecular structures (including bond angles). Would you expect  $\text{OF}_4$  to be a stable compound?

70. Predict some possible compounds that could form between chlorine and selenium. (*Hint:* See the preceding exercise.)

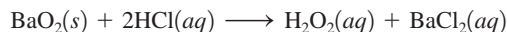
71. How does the oxyacid strength of the halogens vary as the number of oxygens in the formula increases?

72. Explain why HF is a weak acid, whereas HCl, HBr, and HI are all strong acids.





89. Hydrogen peroxide is used as a cleaning agent in the treatment of cuts and abrasions for several reasons. It is an oxidizing agent that can directly kill many microorganisms; it decomposes upon contact with blood, releasing elemental oxygen gas (which inhibits the growth of anaerobic microorganisms); and it foams upon contact with blood, which provides a cleansing action. In the laboratory, small quantities of hydrogen peroxide can be prepared by the action of an acid on an alkaline earth metal peroxide, such as barium peroxide:



What mass of hydrogen peroxide can result when 1.50 g barium peroxide is treated with 25.0 mL hydrochloric acid solution containing 0.0272 g HCl per mL? What mass of which reagent is left unreacted?

90. In large doses, selenium is toxic. However, in moderate intake, selenium is a physiologically important element. How is selenium physiologically important?

### ► Additional Exercises

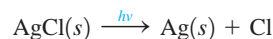
91. It takes 15 kWh (kilowatt-hours) of electrical energy to produce 1.0 kg of aluminum metal from aluminum oxide by the Hall–Heroult process. Compare this to the amount of energy necessary to melt 1.0 kg of aluminum metal. Why is it economically feasible to recycle aluminum cans? (The enthalpy of fusion for aluminum metal is 10.7 kJ/mol [1 watt = 1 J/s].)
92. The inert-pair effect is sometimes used to explain the tendency of heavier members of Group 3A to exhibit +1 and +3 oxidation states. What does the inert-pair effect reference? (*Hint*: Consider the valence electron configuration for Group 3A elements.)
93. Calculate the pH of a 0.050 M  $\text{Al}(\text{NO}_3)_3$  solution. The  $K_a$  value for  $\text{Al}(\text{H}_2\text{O})_6^{3+}$  is  $1.4 \times 10^{-5}$ .
94. The compound with the formula  $\text{TlI}_3$  is a black solid. Given the following standard reduction potentials:



would you formulate this compound as thallium(III) iodide or thallium(I) triiodide?

95. How could you determine experimentally whether the compound  $\text{Ga}_2\text{Cl}_4$  contains two gallium(II) ions or one gallium(I) and one gallium(III) ion? (*Hint*: Consider the electron configurations of the three possible ions.)
96. The resistivity (a measure of electrical resistance) of graphite is  $(0.4 \text{ to } 5.0) \times 10^{-4} \text{ ohm} \cdot \text{cm}$  in the basal plane. (The basal plane is the plane of the six-membered rings of carbon atoms.) The resistivity is 0.2 to 1.0  $\text{ohm} \cdot \text{cm}$  along the axis perpendicular to the plane. The resistivity of diamond is  $10^{14}$  to  $10^{16} \text{ ohm} \cdot \text{cm}$  and is independent of direction. How can you account for this behavior in terms of the structures of graphite and diamond?
97. The compound  $\text{NF}_3$  is quite stable, but  $\text{NCl}_3$  is very unstable ( $\text{NCl}_3$  was first synthesized in 1811 by P. L. Dulong, who lost three fingers and an eye studying its properties). The compounds  $\text{NBr}_3$  and  $\text{NI}_3$  are rare, although the explosive compound  $\text{NI}_3 \cdot \text{NH}_3$  is known. Account for the instability of these halides of nitrogen.

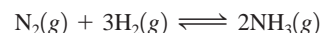
98. Photogray lenses contain small embedded crystals of solid silver chloride. Silver chloride is light-sensitive because of the reaction



Small particles of metallic silver cause the lenses to darken. In the lenses this process is reversible. When the light is removed, the reverse reaction occurs. However, when pure white silver chloride is exposed to sunlight it darkens; the reverse reaction does not occur in the dark.

- a. How do you explain this difference?  
b. Photogray lenses do become permanently dark in time. How do you account for this?

99. Ammonia is produced by the Haber process, in which nitrogen and hydrogen are reacted directly using an iron mesh impregnated with oxides as a catalyst. For the reaction



equilibrium constants ( $K_p$  values) as a function of temperature are


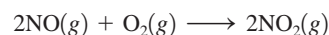
$$300^\circ\text{C}, \quad 4.34 \times 10^{-3}$$

$$500^\circ\text{C}, \quad 1.45 \times 10^{-5}$$

$$600^\circ\text{C}, \quad 2.25 \times 10^{-6}$$


Is the reaction exothermic or endothermic?

100. The synthesis of ammonia gas from nitrogen gas and hydrogen gas represents a classic case in which a knowledge of kinetics and equilibrium was used to make a desired chemical reaction economically feasible. Explain how each of the following conditions helps to maximize the yield of ammonia.
- a. running the reaction at an elevated temperature  
b. removing the ammonia from the reaction mixture as it forms  
c. using a catalyst  
d. running the reaction at high pressure
101. Nitric acid is produced commercially by the Ostwald process, represented by the following equations:

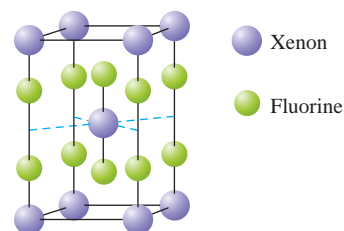


What mass of  $\text{NH}_3$  must be used to produce  $1.0 \times 10^6 \text{ kg HNO}_3$  by the Ostwald process? Assume 100% yield in each reaction and assume that the NO produced in the third step is not recycled.

102. Draw Lewis structures for the  $\text{AsCl}_4^+$  and  $\text{AsCl}_6^-$  ions. What type of reaction (acid–base, oxidation–reduction, or the like) is the following?



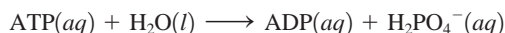
103. The unit cell for a pure xenon fluoride compound is shown below. What is the formula of the compound?



104. Halogens form a variety of covalent compounds with each other. For example, chlorine and fluorine form the compounds ClF, ClF<sub>3</sub>, and ClF<sub>5</sub>. Predict the molecular structure (including bond angles) for each of these three compounds. Would you expect FCl<sub>3</sub> to be a stable compound? Explain.

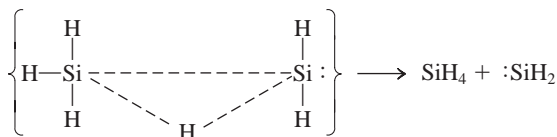
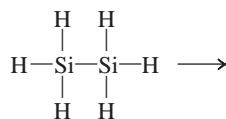
### ► Challenge Problems

105. Suppose 10.00 g of an alkaline earth metal reacts with 10.0 L water to produce 6.10 L hydrogen gas at 1.00 atm and 25°C. Identify the metal and determine the pH of the solution.
106. a. Many biochemical reactions that occur in cells require relatively high concentrations of potassium ion (K<sup>+</sup>). The concentration of K<sup>+</sup> in muscle cells is about 0.15 M. The concentration of K<sup>+</sup> in blood plasma is about 0.0050 M. The high internal concentration in cells is maintained by pumping K<sup>+</sup> from the plasma. How much work must be done to transport 1.0 mol K<sup>+</sup> from the blood to the inside of a muscle cell at 37°C (normal body temperature)?
- b. When 1.0 mol K<sup>+</sup> is transferred from blood to the cells, do any other ions have to be transported? Why or why not?
- c. Cells use the hydrolysis of adenosine triphosphate, abbreviated ATP, as a source of energy. Symbolically, this reaction can be represented as



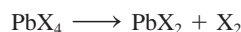
where ADP represents adenosine diphosphate. For this reaction at 37°C,  $K = 1.7 \times 10^5$ . How many moles of ATP must be hydrolyzed to provide the energy for the transport of 1.0 mol K<sup>+</sup>? Assume standard conditions for the ATP hydrolysis reaction.

107. One reason suggested to account for the instability of long chains of silicon atoms is that the decomposition involves the transition state shown below:



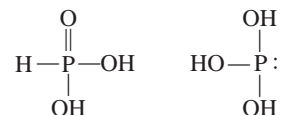
The activation energy for such a process is 210 kJ/mol, which is less than either the Si—Si or Si—H energy. Why would a similar mechanism not be expected to be very important in the decomposition of long carbon chains?

108. From the information on the temperature stability of white and gray tin given in this chapter, which form would you expect to have the more ordered structure (have the smaller positional probability)?
109. Lead forms compounds in the +2 and +4 oxidation states. All lead(II) halides are known (and are known to be ionic). Only PbF<sub>4</sub> and PbCl<sub>4</sub> are known among the possible lead(IV) halides. Presumably lead(IV) oxidizes bromide and iodide ions, producing the lead(II) halide and the free halogen:



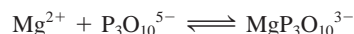
Suppose 25.00 g of a lead(IV) halide reacts to form 16.12 g of a lead(II) halide and the free halogen. Identify the halogen.

110. Many structures of phosphorus-containing compounds are drawn with some P=O bonds. These bonds are not the typical  $\pi$  bonds we've considered, which involve the overlap of two  $p$  orbitals. Instead, they result from the overlap of a  $d$  orbital on the phosphorus atom with a  $p$  orbital on oxygen. This type of  $\pi$  bonding is sometimes used as an explanation for why H<sub>3</sub>PO<sub>3</sub> has the first structure below rather than the second:



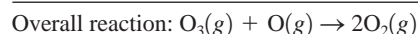
Draw a picture showing how a  $d$  orbital and a  $p$  orbital overlap to form a  $\pi$  bond.

111. Use bond energies (Table 8.4) to show that the preferred products for the decomposition of N<sub>2</sub>O<sub>3</sub> are NO<sub>2</sub> and NO rather than O<sub>2</sub> and N<sub>2</sub>O. (The N—O single bond energy is 201 kJ/mol.) *Hint:* Consider the reaction kinetics.
112. Sodium tripolyphosphate (Na<sub>5</sub>P<sub>3</sub>O<sub>10</sub>) is used in many synthetic detergents to soften the water by complexing Mg<sup>2+</sup> and Ca<sup>2+</sup> ions. It also increases the efficiency of surfactants (wetting agents) that lower a liquid's surface tension. The  $K$  value for the formation of MgP<sub>3</sub>O<sub>10</sub><sup>3-</sup> is  $4.0 \times 10^8$ . The reaction is

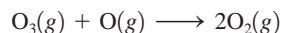


Calculate the concentration of Mg<sup>2+</sup> in a solution that was originally 50. ppm of Mg<sup>2+</sup> (50. mg/L of solution) after 40. g Na<sub>5</sub>P<sub>3</sub>O<sub>10</sub> is added to 1.0 L of the solution.

113. One pathway for the destruction of ozone in the upper atmosphere is

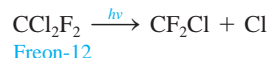


- a. Which species is a catalyst?  
 b. Which species is an intermediate?  
 c. The activation energy  $E_a$  for the uncatalyzed reaction



is 14.0 kJ.  $E_a$  for the same reaction when catalyzed by the presence of NO is 11.9 kJ. What is the ratio of the rate constant for the catalyzed reaction to that for the uncatalyzed reaction at 25°C? Assume that the frequency factor  $A$  is the same for each reaction.

- d. One of the concerns about the use of Freons is that they will migrate to the upper atmosphere, where chlorine atoms can be generated by the reaction



Chlorine atoms also can act as a catalyst for the destruction of ozone. The first step of a proposed mechanism for chlorine-catalyzed ozone destruction is



Assuming a two-step mechanism, propose the second step in the mechanism and give the overall balanced equation.

- e. The activation energy for Cl-catalyzed destruction of ozone is 2.1 kJ/mol. Estimate the efficiency with which Cl atoms destroy ozone as compared with NO molecules at 25°C. Assume that the frequency factor  $A$  is the same for each catalyzed reaction and assume similar rate laws for each catalyzed reaction.

114. Using data from Appendix 4, calculate  $\Delta H^\circ$ ,  $\Delta G^\circ$ , and  $K_p$  (at 298 K) for the production of ozone from oxygen:



At 30 km above the surface of the earth, the temperature is about 230. K, and the partial pressure of oxygen is about  $1.0 \times 10^{-3}$  atm. Estimate the partial pressure of ozone in equilibrium with oxygen at 30 km above the earth's surface. Is it reasonable to assume that the equilibrium between oxygen and ozone is maintained under these conditions? Explain.

115. You travel to a distant, cold planet where the ammonia flows like water. In fact, the inhabitants of this planet use ammonia (an abundant liquid on their planet) much as earthlings use water. Ammonia is also similar to water in that it is amphoteric and undergoes autoionization. The  $K$  value for the autoionization of ammonia is  $1.8 \times 10^{-12}$  at the standard temperature of the planet. What is the pH of ammonia at this temperature?
116. Nitrogen gas reacts with hydrogen gas to form ammonia gas. You have an equimolar mixture of nitrogen and hydrogen gases in a 15.0-L container fitted with a piston in a room with a pressure of 1.00 atm. The piston apparatus allows the container volume to change in order to keep the pressure constant at 1.00 atm. Assume ideal behavior, constant temperature, and complete reaction.
- What is the partial pressure of ammonia in the container when the reaction is complete?
  - What is the mole fraction of ammonia in the container when the reaction is complete?
  - What is the volume of the container when the reaction is complete?
117. A cylinder fitted with a movable piston initially contains 2.00 mol  $\text{O}_2(g)$  and an unknown amount of  $\text{SO}_2(g)$ . The oxygen is known to be in excess. The density of the mixture is 0.8000 g/L at some  $T$  and  $P$ . After the reaction has gone to completion, forming  $\text{SO}_3(g)$ , the density of the resulting gaseous mixture is 0.8471 g/L at the same  $T$  and  $P$ . Calculate the mass of  $\text{SO}_3$  formed in the reaction.

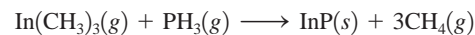
## ► Integrative Problems

These problems require the integration of multiple concepts to find the solutions.

118. The heaviest member of the alkaline earth metals is radium (Ra), a naturally radioactive element discovered by Pierre and Marie Curie in 1898. Radium was initially isolated from the uranium ore pitchblende, in which it is present as approximately 1.0 g per 7.0 metric tons of pitchblende. How many atoms of radium can be isolated from  $1.75 \times 10^8$  g pitchblende (1 metric ton =

1000 kg)? One of the early uses of radium was as an additive to paint so that watch dials coated with this paint would glow in the dark. The longest-lived isotope of radium has a half-life of  $1.60 \times 10^3$  years. If an antique watch, manufactured in 1925, contains 15.0 mg radium, how many atoms of radium will remain in 2025?

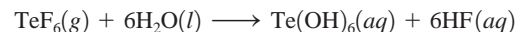
119. Indium(III) phosphide is a semiconducting material that has been frequently used in lasers, light-emitting diodes (LED), and fiber-optic devices. This material can be synthesized at 900. K according to the following reaction:



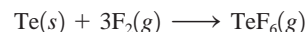
- If 2.56 L  $\text{In}(\text{CH}_3)_3$  at 2.00 atm is allowed to react with 1.38 L  $\text{PH}_3$  at 3.00 atm, what mass of  $\text{InP}(s)$  will be produced assuming the reaction is 87% efficient?
  - When an electric current is passed through an optoelectronic device containing  $\text{InP}$ , the light emitted has an energy of  $2.03 \times 10^{-19}$  J. What is the wavelength of this light and is it visible to the human eye?
  - The semiconducting properties of  $\text{InP}$  can be altered by doping. If a small number of phosphorus atoms are replaced by atoms with an electron configuration of  $[\text{Kr}]5s^24d^{10}5p^4$ , is this n-type or p-type doping?
120. Although nitrogen trifluoride ( $\text{NF}_3$ ) is a thermally stable compound, nitrogen triiodide ( $\text{NI}_3$ ) is known to be a highly explosive material.  $\text{NI}_3$  can be synthesized according to the equation



- What is the enthalpy of formation for  $\text{NI}_3(s)$  given the enthalpy of reaction ( $-307$  kJ) and the enthalpies of formation for  $\text{BN}(s)$  ( $-254$  kJ/mol),  $\text{IF}(g)$  ( $-96$  kJ/mol), and  $\text{BF}_3(g)$  ( $-1136$  kJ/mol)?
  - It is reported that when the synthesis of  $\text{NI}_3$  is conducted using 4 mol  $\text{IF}$  for every 1 mol  $\text{BN}$ , one of the by-products isolated is  $[\text{IF}_2]^+[\text{BF}_4]^-$ . What are the molecular geometries of the species in this by-product? What are the hybridizations of the central atoms in each species in the by-product?
121. While selenic acid has the formula  $\text{H}_2\text{SeO}_4$  and thus is directly related to sulfuric acid, telluric acid is best visualized as  $\text{H}_6\text{TeO}_6$  or  $\text{Te}(\text{OH})_6$ .
- What is the oxidation state of tellurium in  $\text{Te}(\text{OH})_6$ ?
  - Despite its structural differences with sulfuric and selenic acid, telluric acid is a diprotic acid with  $\text{p}K_{a1} = 7.68$  and  $\text{p}K_{a2} = 11.29$ . Telluric acid can be prepared by hydrolysis of tellurium hexafluoride according to the equation



Tellurium hexafluoride can be prepared by the reaction of elemental tellurium with fluorine gas:



If a cubic block of tellurium (density = 6.240 g/cm<sup>3</sup>) measuring 0.545 cm on edge is allowed to react with 2.34 L fluorine gas at 1.06 atm and 25°C, what is the pH of a solution of  $\text{Te}(\text{OH})_6$  formed by dissolving the isolated  $\text{TeF}_6(g)$  in 115 mL water?

### ► Marathon Problems

These problems are designed to incorporate several concepts and techniques into one situation.

**122.** Captain Kirk has set a trap for the Klingons who are threatening an innocent planet. He has sent small groups of fighter rockets to sites that are invisible to Klingon radar and put a decoy in the open. He calls this the “fishhook” strategy. Mr. Spock has sent a coded message to the chemists on the fighters to tell the ships what to do next. The outline of the message is

(1)	(2)	(3)	(4)	(5)	(6)
(7)	(8)	(9)	(10)	(11)	(12)

Fill in the blanks of the message using the following clues.

- (1) Symbol of the halogen whose hydride has the second highest boiling point in the series of HX compounds that are hydrogen halides.
- (2) Symbol of the halogen that is the only hydrogen halide, HX, that is a weak acid in aqueous solution.
- (3) Symbol of the element whose existence on the sun was known before its existence on earth was discovered.
- (4) The Group 5A element in Table 20.13 that should have the most metallic character.
- (5) Symbol of the Group 6A element that, like selenium, is a semiconductor.
- (6) Symbol for the element known in rhombic and monoclinic forms.
- (7) Symbol for the element that exists as diatomic molecules in a yellow-green gas when not combined with another element.

- (8) Symbol for the most abundant element in and near the earth’s crust.
- (9) Symbol for the element that seems to give some protection against cancer when a diet rich in this element is consumed.
- (10) Symbol for the smallest noble gas that forms compounds with fluorine having the general formula  $AF_2$  and  $AF_4$  (reverse the symbol and split the letters as shown).
- (11) Symbol for the toxic element that, like phosphorus and antimony, forms tetrameric molecules when uncombined with other elements (split the letters of the symbol as shown).
- (12) Symbol for the element that occurs as an inert component of air but is a very prominent part of fertilizers and explosives.

**123.** Use the symbols of the elements described in the following clues to fill in the blanks that spell out the name of a famous American scientist. Although this scientist was better known as a physicist than as a chemist, the Philadelphia institute that bears his name does include a biochemistry research facility.

(1)	(2)	(3)	(4)	(5)	(6)	(7)
-----	-----	-----	-----	-----	-----	-----

- (1) The oxide of this alkaline earth metal is amphoteric.
- (2) The element that makes up approximately 3.0% by mass of the human body.
- (3) The element having a  $7s^1$  valence electron configuration.
- (4) This element is the alkali metal with the least negative standard reduction potential. Write its symbol in reverse order.
- (5) The alkali metal whose ion is more concentrated in intracellular fluids as compared with blood plasma.
- (6) This is the only alkali metal that reacts directly with nitrogen to make a binary compound with formula  $M_3N$ .
- (7) This element is the first in Group 3A for which the +1 oxidation state is exhibited in stable compounds. Use only the second letter of its symbol.

# Transition Metals and Coordination Chemistry



The brilliant color of rubies results from trace concentrations of  $\text{Cr}^{3+}$  ions.

## 21.1 ▶ The Transition Metals: A Survey

General Properties  
Electron Configurations  
Oxidation States and Ionization Energies  
Standard Reduction Potentials  
The  $4d$  and  $5d$  Transition Series

## 21.2 ▶ The First-Row Transition Metals

## 21.3 ▶ Coordination Compounds

Coordination Number  
Ligands  
Nomenclature

## 21.4 ▶ Isomerism

Structural Isomerism  
Stereoisomerism

## 21.5 ▶ Bonding in Complex Ions: The Localized Electron Model

## 21.6 ▶ The Crystal Field Model

Octahedral Complexes  
Other Coordination Geometries

## 21.7 ▶ The Biologic Importance of Coordination Complexes

## 21.8 ▶ Metallurgy and Iron and Steel Production

Hydrometallurgy  
The Metallurgy of Iron  
Production of Steel  
Heat Treatment of Steel

**T**ransition metals have many uses in our society. Iron is used for steel; copper for electrical wiring and water pipes; titanium for paint; silver for photographic paper; manganese, chromium, vanadium, and cobalt as additives to steel; platinum for industrial and automotive catalysts; and so on.

One indication of the importance of transition metals is the great concern shown by the U.S. government for continuing the supply of these elements. In recent years the United States has been a net importer of about 60 “strategic and critical” minerals, including cobalt, manganese, platinum, palladium, and chromium. All these metals play a vital role in the U.S. economy and defense, and approximately 90% of the required amounts must be imported (see Table 21.1).

In addition to being important in industry, transition metal ions play a vital role in living organisms. For example, complexes of iron provide for the transport and storage of oxygen, molybdenum and iron compounds are catalysts in nitrogen fixation, zinc is found in more than 150 biomolecules in humans, copper and iron play a crucial role in the respiratory cycle, and cobalt is found in essential biomolecules such as vitamin B<sub>12</sub>.

In this chapter we explore the general properties of transition metals, paying particular attention to the bonding, structure, and properties of the complex ions of these metals.

## 21.1 ► The Transition Metals: A Survey

### General Properties

One striking characteristic of the representative elements is that their chemistry changes markedly across a given period as the number of valence electrons changes. The chemical similarities occur mainly within the vertical groups. In contrast, *the transition metals show great similarities within a given period as well as within a given vertical group.* This difference occurs because the last electrons added for transition metals are inner electrons: *d* electrons for the *d*-block transition metals and *f* electrons for the lanthanides and actinides. These inner *d* and *f* electrons cannot participate as easily in bonding as can the valence *s* and *p* electrons. Thus the chemistry of the transition elements is not affected as greatly by the gradual change in the number of electrons as is the chemistry of the representative elements.

**Table 21.1 ► Some Transition Metals Important to the U.S. Economy and Defense**

Metal	Uses	Percentage Imported
Chromium	Stainless steel (especially for parts exposed to corrosive gases and high temperatures)	~91%
Cobalt	High-temperature alloys in jet engines, magnets, catalysts, drill bits	~93%
Manganese	Steelmaking	~97%
Platinum and palladium	Catalysts	~87%

*d*-block transition elements

Sc	Ti	V	Cr	Mn	Fe	Co	Ni	Cu	Zn
Y	Zr	Nb	Mo	Tc	Ru	Rh	Pd	Ag	Cd
La*	Hf	Ta	W	Re	Os	Ir	Pt	Au	Hg
Ac†	Rf	Db	Sg	Bh	Hs	Mt	Ds	Rg	Uub

Ce	Pr	Nd	Pm	Sm	Eu	Gd	Tb	Dy	Ho	Er	Tm	Yb	Lu
Th	Pa	U	Np	Pu	Am	Cm	Bk	Cf	Es	Fm	Md	No	Lr

*f*-block transition elements

\*Lanthanides  
†Actinides

**Figure 21.1**

The position of the transition elements on the periodic table. The *d*-block elements correspond to filling the  $3d$ ,  $4d$ ,  $5d$ , or  $6d$  orbitals. The inner transition metals correspond to filling the  $4f$  (lanthanides) or  $5f$  (actinides) orbitals.

Group designations are traditionally given on the periodic table for the *d*-block transition metals (see Fig. 21.1). However, these designations do not relate as directly to the chemical behavior of these elements as they do for the representative elements (the A groups), so we will not use them.

As a class, the transition metals behave as typical metals, possessing metallic luster and relatively high electrical and thermal conductivities. Silver is the best conductor of heat and electric current. However, copper is a close second, which explains copper's wide use in the electrical systems of homes and factories.

Despite their many similarities, the transition metals do vary considerably in certain properties. For example, tungsten has a melting point of  $3400^{\circ}\text{C}$  and is used for filaments in light bulbs; mercury is a liquid at  $25^{\circ}\text{C}$ . Some transition metals such as iron and titanium are hard and strong and make very useful structural materials; others such as copper, gold, and silver are relatively soft. The chemical reactivity of the transition metals also varies significantly. Some react readily with oxygen to form oxides. Of these metals, some, such as chromium, nickel, and cobalt, form oxides that adhere tightly to the metallic surface, protecting the metal from further oxidation. Others, such as iron, form oxides that scale off, constantly exposing new metal to the corrosion process. On the other hand, the noble metals—primarily gold, silver, platinum, and palladium—do not readily form oxides.

In forming ionic compounds with nonmetals, the transition metals exhibit several typical characteristics:

More than one oxidation state is often found. For example, iron combines with chlorine to form  $\text{FeCl}_2$  and  $\text{FeCl}_3$ .

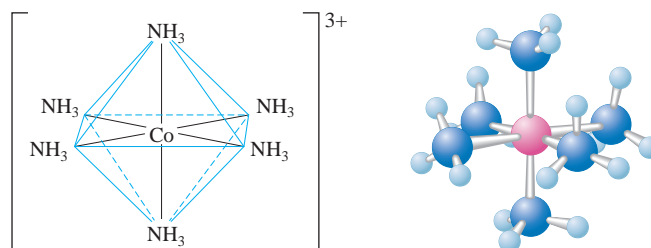
The cations are often **complex ions**, species where *the transition metal ion is surrounded by a certain number of ligands* (molecules or ions that behave as Lewis



Sport trophies are often made from silver.



bases). For example, the compound  $[\text{Co}(\text{NH}_3)_6]\text{Cl}_3$  contains the  $\text{Co}(\text{NH}_3)_6^{3+}$  cation and  $\text{Cl}^-$  anions.



The  $\text{Co}(\text{NH}_3)_6^{3+}$  ion

Most compounds are colored, because the transition metal ion in the complex ion can absorb visible light of specific wavelengths.

Many compounds are paramagnetic (they contain unpaired electrons).

In this chapter we will concentrate on the **first-row transition metals** (scandium through zinc) because they are representative of the other transition series and because they have great practical significance. Some important properties of these elements are summarized in Table 21.2 and are discussed in the next section.

## Electron Configurations

The electron configurations of the first-row transition metals were discussed in Section 7.11. The  $3d$  orbitals begin to fill after the  $4s$  orbital is complete, that is, after calcium ( $[\text{Ar}]4s^2$ ). The first transition metal, *scandium*, has one electron in the  $3d$  orbitals; the second, *titanium*,



(clockwise from upper left) Calcite stalactites colored by traces of iron. Quartz is often colored by the presence of transition metals such as Mn, Fe, and Ni. Wulfenite contains  $\text{PbMoO}_4$ . Rhodochrosite is a mineral containing  $\text{MnCO}_3$ .

Table 21.2 Selected Properties of the First-Row Transition Metals

	Scandium	Titanium	Vanadium	Chromium	Manganese	Iron	Cobalt	Nickel	Copper	Zinc
Atomic number	21	22	23	24	25	26	27	28	29	30
Electron configuration*	$4s^23d^1$	$4s^23d^2$	$4s^23d^3$	$4s^13d^5$	$4s^23d^5$	$4s^23d^6$	$4s^23d^7$	$4s^23d^8$	$4s^13d^{10}$	$4s^23d^{10}$
Atomic radius (pm)	162	147	134	130	135	126	125	124	128	138
Ionization energies (eV/atom)										
First	6.54	6.82	6.74	6.77	7.44	7.87	7.86	7.64	7.73	9.39
Second	12.80	13.58	14.65	16.50	15.64	16.18	17.06	18.17	20.29	17.96
Third	24.76	27.49	29.31	30.96	33.67	30.65	33.50	35.17	36.83	39.72
Reduction potential† (V)	-2.08	-1.63	-1.2	-0.91	-1.18	-0.44	-0.28	-0.23	+0.34	-0.76
Common oxidation states	+3	+2,+3, +4	+2,+3, +4,+5	+2,+3, +6	+2,+3, +4,+7	+2,+3	+2,+3	+2	+1,+2	+2
Melting point (°C)	1397	1672	1710	1900	1244	1530	1495	1455	1083	419
Density (g/cm <sup>3</sup> )	2.99	4.49	5.96	7.20	7.43	7.86	8.9	8.90	8.92	7.14
Electrical conductivity‡	—	2	3	10	2	17	24	24	97	27

\*Each atom has an argon inner-core configuration.

†For the reduction process  $M^{2+} + 2e^- \rightarrow M$  (except for scandium, where the ion is  $Sc^{3+}$ ).

‡Compared with an arbitrarily assigned value of 100 for silver.



(from left to right) Aqueous solutions containing the metal ions  $Co^{2+}$ ,  $Mn^{2+}$ ,  $Cr^{3+}$ ,  $Fe^{3+}$ , and  $Ni^{2+}$ .

Chromium has the electron configuration  $[Ar]4s^13d^5$ .

A set of orbitals with the same energy is said to be *degenerate*.

Copper has the electron configuration  $[Ar]4s^13d^{10}$ .

In transition metal *ions*, the  $3d$  orbitals are lower in energy than the  $4s$  orbitals.

has two; and the third, *vanadium*, has three. We would expect *chromium*, the fourth transition metal, to have the electron configuration  $[Ar]4s^23d^4$ . However, the actual configuration is  $[Ar]4s^13d^5$ , which shows a half-filled  $4s$  orbital and a half-filled set of  $3d$  orbitals (one electron in each of the five  $3d$  orbitals). It is tempting to say that the configuration results because half-filled “shells” are especially stable. Although there are some reasons to think that this explanation might be valid, it is an oversimplification. For instance, tungsten, which is in the same vertical group as chromium, has the configuration  $[Xe]6s^24f^{14}5d^4$ , where half-filled  $s$  and  $d$  shells are not found. There are several similar cases.

Basically, the chromium configuration occurs because the energies of the  $3d$  and  $4s$  orbitals are very similar for the first-row transition elements. We saw in Section 7.11 that when electrons are placed in a set of degenerate orbitals, they first occupy each orbital singly to minimize electron repulsions. Since the  $4s$  and  $3d$  orbitals are virtually degenerate in the chromium atom, we would expect the configuration



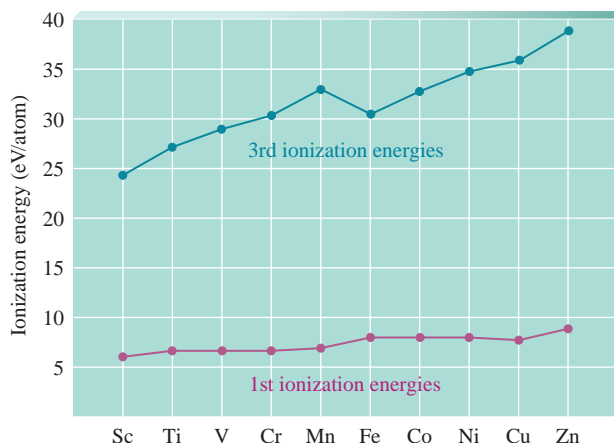
rather than



since the second arrangement has greater electron–electron repulsions and thus a higher energy.

The only other unexpected configuration among the first-row transition metals is that of copper, which is  $[Ar]4s^13d^{10}$  rather than the expected  $[Ar]4s^23d^9$ .

In contrast to the neutral transition metals, where the  $3d$  and  $4s$  orbitals have very similar energies, the *energy of the  $3d$  orbitals in transition metal ions is significantly less than that of the  $4s$  orbital*. This means that the electrons remaining after the ion is formed

**Figure 21.2**

Plots of the first (red dots) and third (blue dots) ionization energies for the first-row transition metals.

occupy the  $3d$  orbitals, since they are lower in energy. *First-row transition metal ions do not have  $4s$  electrons.* For example, manganese has the configuration  $[\text{Ar}]4s^23d^5$ , while that of  $\text{Mn}^{2+}$  is  $[\text{Ar}]3d^5$ . The neutral titanium atom has the configuration  $[\text{Ar}]4s^23d^2$ , while that of  $\text{Ti}^{3+}$  is  $[\text{Ar}]3d^1$ .

## Oxidation States and Ionization Energies

The transition metals can form a variety of ions by losing one or more electrons. The common oxidation states of these elements are shown in Table 21.2. Note that for the first five metals the maximum possible oxidation state corresponds to the loss of all the  $4s$  and  $3d$  electrons. For example, the maximum oxidation state of chromium ( $[\text{Ar}]4s^13d^5$ ) is +6. Toward the right end of the period, the maximum oxidation states are not observed; in fact, the  $2+$  ions are the most common. The higher oxidation states are not seen for these metals because the  $3d$  orbitals become lower in energy as the nuclear charge increases, and the electrons become increasingly difficult to remove. From Table 21.2 we see that ionization energy increases gradually going from left to right across the period. However, the third ionization energy (when an electron is removed from a  $3d$  orbital) increases faster than the first ionization energy, clear evidence of the significant decrease in the energy of the  $3d$  orbitals going across the period (see Fig. 21.2).

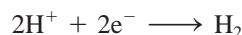
## Standard Reduction Potentials

When a metal acts as a *reducing agent*, the half-reaction is



This is the reverse of the conventional listing for half-reactions in tables. Thus, to rank the transition metals in order of reducing ability, it is most convenient to reverse the reactions and the signs given in Table 21.2. The metal with the most positive potential is then the best reducing agent. The transition metals are listed in order of reducing ability in Table 21.3.

Since  $\mathcal{E}^{\circ}$  is zero for the process



all the metals except copper can reduce  $\text{H}^{+}$  ions to hydrogen gas in  $1\text{ M}$  aqueous solutions of strong acid:

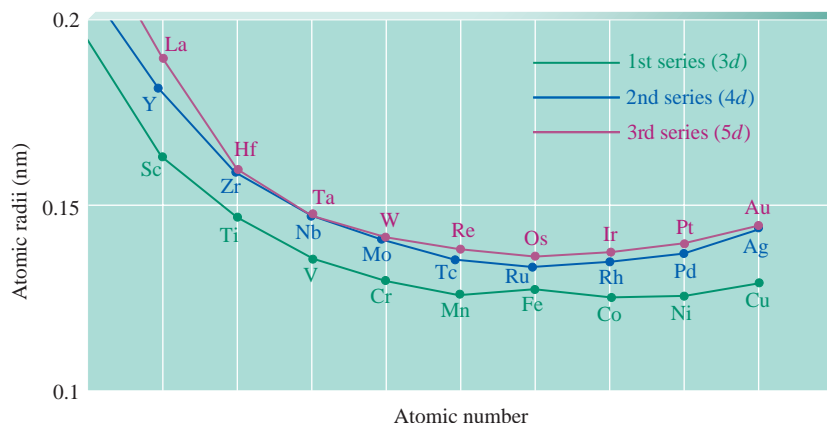


As Table 21.3 shows, the reducing abilities of the first-row transition metals generally decrease going from left to right across the period. Only chromium and zinc do not follow this trend.

**Table 21.3** ▶ Relative Reducing Abilities of the First-Row Transition Metals in Aqueous Solution

Reaction	Potential (V)
$\text{Sc} \rightarrow \text{Sc}^{3+} + 3\text{e}^{-}$	2.08
$\text{Ti} \rightarrow \text{Ti}^{2+} + 2\text{e}^{-}$	1.63
$\text{V} \rightarrow \text{V}^{2+} + 2\text{e}^{-}$	1.2
$\text{Mn} \rightarrow \text{Mn}^{2+} + 2\text{e}^{-}$	1.18
$\text{Cr} \rightarrow \text{Cr}^{2+} + 2\text{e}^{-}$	0.91
$\text{Zn} \rightarrow \text{Zn}^{2+} + 2\text{e}^{-}$	0.76
$\text{Fe} \rightarrow \text{Fe}^{2+} + 2\text{e}^{-}$	0.44
$\text{Co} \rightarrow \text{Co}^{2+} + 2\text{e}^{-}$	0.28
$\text{Ni} \rightarrow \text{Ni}^{2+} + 2\text{e}^{-}$	0.23
$\text{Cu} \rightarrow \text{Cu}^{2+} + 2\text{e}^{-}$	-0.34

↑  
Reducing ability



**Figure 21.3**

Atomic radii of the 3d, 4d, and 5d transition series.

## The 4d and 5d Transition Series

In comparing the 3d, 4d, and 5d transition series, it is instructive to consider the atomic radii of these elements (Fig. 21.3). Note that there is a general, although not regular, decrease in size going from left to right for each of the series. Also note that although there is a significant increase in radius in going from the 3d to the 4d metals, the 4d and 5d metals are remarkably similar in size. This latter phenomenon is the result of the **lanthanide contraction**. In the **lanthanide series**, consisting of the elements between lanthanum and hafnium (see Fig. 21.1), electrons are filling the 4f orbitals. Since the 4f orbitals are buried in the interior of these atoms, the additional electrons do not add to the atomic size. In fact, the increasing nuclear charge (remember that a proton is added to the nucleus for each electron) causes the radii of the lanthanide elements to decrease significantly going from left to right. This lanthanide contraction just offsets the normal increase in size due to going from one principal quantum level to another. Thus the 5d elements, instead of being significantly larger than the 4d elements, are almost identical to them in size. This leads to a great similarity in the chemistry of the 4d and 5d elements in a given vertical group. For example, the chemical properties of hafnium and zirconium are remarkably similar, and they always occur together in nature. Their separation, which is probably more difficult than the separation of any other pair of elements, often requires fractional distillation of their compounds.

In general, the differences between the 4d and 5d elements in a group increase gradually going from left to right. For example, niobium and tantalum are also quite similar, but less so than zirconium and hafnium.

Although generally less well known than the 3d elements, the 4d and 5d transition metals have certain very useful properties. For example, zirconium and zirconium oxide ( $ZrO_2$ ) have great resistance to high temperatures and are used, along with niobium and molybdenum alloys, for space vehicle parts that are exposed to high temperatures during reentry into the earth's atmosphere. Niobium and molybdenum are also important alloying materials for certain types of steel. Tantalum, which has a high resistance to attack by body fluids, is often used for replacement of bones. The *platinum group metals*—ruthenium, osmium, rhodium, iridium, palladium, and platinum—are all quite similar and are widely used as catalysts for many types of industrial processes.

Niobium was originally called *columbium* and is still occasionally referred to by that name.

## 21.2 ► The First-Row Transition Metals

We have seen that the transition metals are similar in many ways but also show important differences. We will now explore some of the specific properties of each of the 3d transition metals.



An X ray of a patient who has had a hip replacement. The normal hip joint is on the left; the hip joint constructed from tantalum metal is on the right.



$\text{Ti}(\text{H}_2\text{O})_6^{3+}$  is purple in solution.

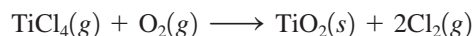
The manufacture of sulfuric acid was discussed at the end of Chapter 3.

The most common oxidation state for vanadium is +5.

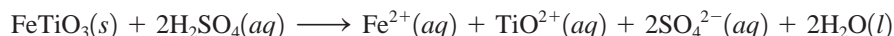
*Scandium* is a rare element that exists in compounds mainly in the +3 oxidation state—for example, in  $\text{ScCl}_3$ ,  $\text{Sc}_2\text{O}_3$ , and  $\text{Sc}_2(\text{SO}_4)_3$ . The chemistry of scandium strongly resembles that of the lanthanides, with most of its compounds being colorless and diamagnetic. This is not surprising; as we will see in Section 21.6, the color and magnetism of transition metal compounds usually arise from the  $d$  electrons on the metal ion, and  $\text{Sc}^{3+}$  has no  $d$  electrons. Scandium metal, which can be prepared by electrolysis of molten  $\text{ScCl}_3$ , is not widely used because of its rarity, but it is found in some electronic devices, such as high-intensity lamps.

*Titanium* is widely distributed in the earth's crust (0.6% by mass). Because of its relatively low density and high strength, titanium is an excellent structural material, especially in jet engines, where light weight and stability at high temperatures are required. Nearly 5000 kg of titanium alloys is used in each engine of a Boeing 747 jetliner. In addition, the resistance of titanium to chemical attack makes it a useful material for pipes, pumps, and reaction vessels in the chemical industry.

The most familiar compound of titanium is no doubt responsible for the white color of this paper. Titanium dioxide, or more correctly, *titanium(IV) oxide* ( $\text{TiO}_2$ ), is a highly opaque substance used as the white pigment in paper, paint, linoleum, plastics, synthetic fibers, whitewall tires, and cosmetics (sunscreens, for example). Over one million tons is used annually in these and other products. Titanium(IV) oxide is widely dispersed in nature, but the main ores are rutile (impure  $\text{TiO}_2$ ) and ilmenite ( $\text{FeTiO}_3$ ). Rutile is processed by treatment with chlorine to form volatile  $\text{TiCl}_4$ , which is separated from the impurities and burned to form  $\text{TiO}_2$ :




Ilmenite is treated with sulfuric acid to form a soluble sulfate:



When this aqueous mixture is allowed to stand, under vacuum, solid  $\text{FeSO}_4 \cdot 7\text{H}_2\text{O}$  forms first and is removed. The mixture is then heated, and the insoluble titanium(IV) oxide hydrate ( $\text{TiO}_2 \cdot \text{H}_2\text{O}$ ) forms. The water of hydration is driven off by heating to form pure  $\text{TiO}_2$ :



In its compounds, titanium is most often found in the +4 oxidation state. Examples are  $\text{TiO}_2$  and  $\text{TiCl}_4$ , the latter a colorless liquid (bp =  $137^\circ\text{C}$ ) that fumes in moist air to produce  $\text{TiO}_2$ :




Titanium(III) compounds can be produced by reduction of the +4 state. In aqueous solution,  $\text{Ti}^{3+}$  exists as the purple  $\text{Ti}(\text{H}_2\text{O})_6^{3+}$  ion, which is slowly oxidized to titanium(IV) by air. Titanium(II) is not stable in aqueous solution but does exist in the solid state in compounds such as  $\text{TiO}$  and the dihalides of general formula  $\text{TiX}_2$ .

*Vanadium* is widely spread throughout the earth's crust (0.02% by mass). It is used mostly in alloys with other metals such as iron (80% of vanadium is used in steel) and titanium. Vanadium(V) oxide ( $\text{V}_2\text{O}_5$ ) is used as an industrial catalyst in the production of materials such as sulfuric acid.

Pure vanadium can be obtained from the electrolytic reduction of fused salts, such as  $\text{VCl}_2$ , to produce a metal similar to titanium that is steel gray, hard, and corrosion resistant. Often the pure element is not required for alloying. For example, *ferrovanadium*, produced by the reduction of a mixture of  $\text{V}_2\text{O}_5$  and  $\text{Fe}_2\text{O}_3$  with aluminum, is added to iron to form *vanadium steel*, a hard steel used for engine parts and axles.

The principal oxidation state of vanadium is +5, found in compounds such as the orange  $\text{V}_2\text{O}_5$  (mp =  $650^\circ\text{C}$ ) and the colorless  $\text{VF}_5$  (mp =  $19.5^\circ\text{C}$ ). The oxidation states from +5 to +2 all exist in aqueous solution (see Table 21.4). The higher oxidation states, +5 and +4, do not exist as hydrated ions of the type  $\text{V}^{n+}(aq)$  because the highly charged ion causes the attached water molecules to be very acidic. The  $\text{H}^+$  ions are lost to give the



## chemical connections

### Titanium Dioxide—Miracle Coating

Titanium dioxide, more properly called titanium(IV) oxide, is a very important material.

Approximately 1.5 million tons of the substance is produced each year in the United States for use as a pigment in paper and paints and as a component of sunscreens.

In recent years, however, scientists have found a new use for  $\text{TiO}_2$ . When surfaces are coated with titanium dioxide, they become resistant to dirt and bacteria. For example, the Pilkington Glass Company is now making glass coated with  $\text{TiO}_2$  that cleans itself. All the glass needs is sun and rain to keep itself clean. The self-cleaning action arises from two effects. First, the coating of  $\text{TiO}_2$  acts as a catalyst in the presence of ultraviolet (UV) light to break down carbon-based pollutants to carbon dioxide and water. Second, because  $\text{TiO}_2$  reduces surface tension, rainwater “sheets” instead of forming droplets on the glass, thereby washing away the grime on the surface of the glass. Although this self-cleaning glass is bad news for window washers, it could save millions of dollars in maintenance costs for owners of commercial buildings.

Because the  $\text{TiO}_2$ -treated glass requires UV light for its action, it does not work well for interior surfaces where UV light is present only in small amounts. However, a team of Japanese researchers has found that if the  $\text{TiO}_2$  coating is doped with nitrogen atoms, it will catalyze the breakdown of dirt in the presence of visible light as well as UV light. Studies also show that this N-doped  $\text{TiO}_2$  surface coating kills many types of bacteria in the presence of visible or ultraviolet light. This discovery could lead to products such as self-sterilizing bathroom tiles, counters, and toilets. In addition, because the  $\text{TiO}_2$  on the surface of glass has such a strong attraction for water molecules (greatly lowering the surface tension), water does not bead up to form droplets. Just as this effect produces sheeting action on exterior glass, so it prevents interior windows and mirrors from “fogging up.”

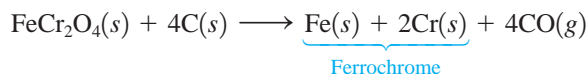
Titanium dioxide, a cheap and plentiful material, may prove to be worth its weight in gold as a surface coating.

**Table 21.4** ▶ Oxidation States and Species for Vanadium in Aqueous Solution

Oxidation State of Vanadium	Species in Aqueous Solution
+5	$\text{VO}_2^+$ (yellow)
+4	$\text{VO}^{2+}$ (blue)
+3	$\text{V}^{3+}(\text{aq})$ (blue-green)
+2	$\text{V}^{2+}(\text{aq})$ (violet)

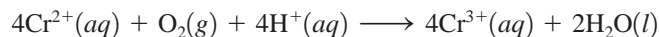
oxycations  $\text{VO}_2^+$  and  $\text{VO}^{2+}$ . The hydrated  $\text{V}^{3+}$  and  $\text{V}^{2+}$  ions are easily oxidized and thus can function as reducing agents in aqueous solution.

Although *chromium* is relatively rare, it is a very important industrial material. The chief ore of chromium is chromite ( $\text{FeCr}_2\text{O}_4$ ), which can be reduced by carbon to give *ferrochrome*,

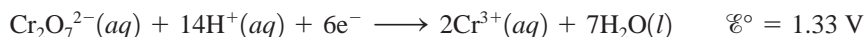


which can be added directly to iron in the steelmaking process. Chromium metal, which is often used to plate steel, is hard and brittle and maintains a bright surface by developing a tough invisible oxide coating.

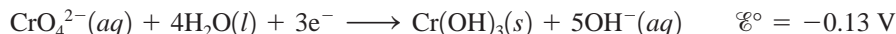
Chromium commonly forms compounds in which it has the oxidation state +2, +3, or +6, as shown in Table 21.5. The  $\text{Cr}^{2+}$  (chromous) ion is a powerful reducing agent in aqueous solution. In fact, traces of  $\text{O}_2$  in other gases can be removed by bubbling through a  $\text{Cr}^{2+}$  solution:



The chromium(VI) species are excellent oxidizing agents, especially in acidic solution, where chromium(VI) as the dichromate ion ( $\text{Cr}_2\text{O}_7^{2-}$ ) is reduced to the  $\text{Cr}^{3+}$  ion:



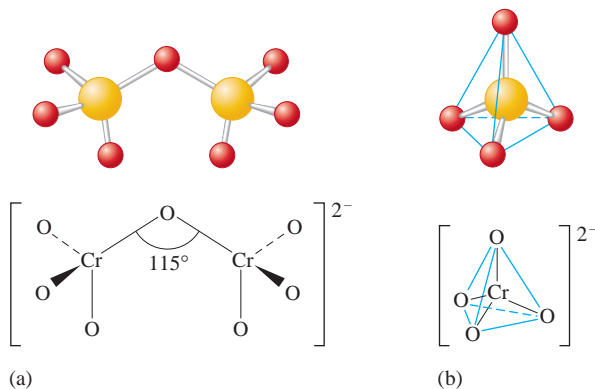
The oxidizing ability of the dichromate ion is strongly pH-dependent, increasing as  $[\text{H}^+]$  increases, as predicted by Le Châtelier’s principle. In basic solution, chromium(VI) exists as the chromate ion, a much less powerful oxidizing agent:



The structures of the  $\text{Cr}_2\text{O}_7^{2-}$  and  $\text{CrO}_4^{2-}$  ions are shown in Fig. 21.4.

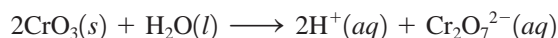
**Table 21.5** ▶ Typical Chromium Compounds

Oxidation State of Chromium	Examples of Compounds (X = halogen)
+2	$\text{CrX}_2$
+3	$\text{CrX}_3$ $\text{Cr}_2\text{O}_3$ (green) $\text{Cr}(\text{OH})_3$ (blue-green)
+6	$\text{K}_2\text{Cr}_2\text{O}_7$ (orange) $\text{Na}_2\text{CrO}_4$ (yellow) $\text{CrO}_3$ (red)

**Figure 21.4**

The structures of the chromium(VI) anions: (a)  $\text{Cr}_2\text{O}_7^{2-}$ , which exists in acidic solution, and (b)  $\text{CrO}_4^{2-}$ , which exists in basic solution.

Red chromium(VI) oxide ( $\text{CrO}_3$ ) dissolves in water to give a strongly acidic, red-orange solution:



It is possible to precipitate bright orange dichromate salts, such as  $\text{K}_2\text{Cr}_2\text{O}_7$ , from these solutions. When made basic, the solution turns yellow, and chromate salts such as  $\text{Na}_2\text{CrO}_4$  can be obtained. A mixture of chromium(VI) oxide and concentrated sulfuric acid, commonly called *cleaning solution*, is a powerful oxidizing medium that can remove organic materials from analytical glassware, yielding a very clean surface.

*Manganese* is relatively abundant (0.1% of the earth's crust), although no significant sources are found in the United States. The most common use of manganese is in the production of an especially hard steel used for rock crushers, bank vaults, and armor plate. One interesting source of manganese is from *manganese nodules* found on the ocean floor. These roughly spherical “rocks” contain mixtures of manganese and iron oxides as well as smaller amounts of other metals such as cobalt, nickel, and copper. Apparently, the nodules were formed at least partly by the action of marine organisms. Because of the abundance of these nodules, there is much interest in developing economical methods for their recovery and processing.

Manganese can exist in all oxidation states from +2 to +7, although +2 and +7 are the most common. Manganese(II) forms an extensive series of salts with all the common anions. In aqueous solution  $\text{Mn}^{2+}$  forms  $\text{Mn}(\text{H}_2\text{O})_6^{2+}$ , which has a light pink color. Manganese(VII) is found in the intensely purple permanganate ion ( $\text{MnO}_4^-$ ). Widely used as an analytical reagent in acidic solution, the  $\text{MnO}_4^-$  ion behaves as a strong oxidizing agent, with the manganese becoming  $\text{Mn}^{2+}$ :



Several typical compounds of manganese are shown in Table 21.6.

*Iron* is the most abundant heavy metal (4.7% of the earth's crust) and the most important to our civilization. It is a white, lustrous, not particularly hard metal that is very reactive toward oxidizing agents. For example, in moist air it is rapidly oxidized by oxygen to form rust, a mixture of iron oxides.

The chemistry of iron mainly involves its +2 and +3 oxidation states. Typical compounds are shown in Table 21.7. In aqueous solutions iron(II) salts are generally light green because of the presence of  $\text{Fe}(\text{H}_2\text{O})_6^{2+}$ . Although the  $\text{Fe}(\text{H}_2\text{O})_6^{3+}$  ion is colorless, aqueous solutions of iron(III) salts are usually yellow to brown in color due to the presence of  $\text{Fe}(\text{OH})(\text{H}_2\text{O})_5^{2+}$ , which results from the acidity of  $\text{Fe}(\text{H}_2\text{O})_6^{3+}$  ( $K_a = 6 \times 10^{-3}$ ):



Although *cobalt* is relatively rare, it is found in ores such as smaltite ( $\text{CoAs}_2$ ) and cobaltite ( $\text{CoAsS}$ ) in large enough concentrations to make its production economically feasible. Cobalt is a hard, bluish white metal mainly used in alloys such as stainless steel and stellite, an alloy of iron, copper, and tungsten that is used in surgical instruments.

**Table 21.6** Some Compounds of Manganese in Its Most Common Oxidation States

Oxidation State of Manganese	Examples of Compounds
+2	$\text{Mn}(\text{OH})_2$ (pink) $\text{MnS}$ (salmon) $\text{MnSO}_4$ (reddish) $\text{MnCl}_2$ (pink)
+4	$\text{MnO}_2$ (dark brown)
+7	$\text{KMnO}_4$ (purple)

Table 21.7 ▶ Typical Compounds of Iron

Oxidation State of Iron	Examples of Compounds
+2	FeO (black) FeS (brownish black) FeSO <sub>4</sub> · 7H <sub>2</sub> O (green) K <sub>4</sub> Fe(CN) <sub>6</sub> (yellow)
+3	FeCl <sub>3</sub> (brownish black) Fe <sub>2</sub> O <sub>3</sub> (reddish brown) K <sub>3</sub> Fe(CN) <sub>6</sub> (red) Fe(SCN) <sub>3</sub> (red)
+2, +3 (mixture)	Fe <sub>3</sub> O <sub>4</sub> (black) KFe[Fe(CN) <sub>6</sub> ] (deep blue, “Prussian blue”)

Table 21.8 ▶ Typical Compounds of Cobalt

Oxidation State of Cobalt	Examples of Compounds
+2	CoSO <sub>4</sub> (dark blue) [Co(H <sub>2</sub> O) <sub>6</sub> ]Cl <sub>2</sub> (pink) [Co(H <sub>2</sub> O) <sub>6</sub> ](NO <sub>3</sub> ) <sub>2</sub> (red) CoS (black) CoO (greenish brown)
+3	CoF <sub>3</sub> (brown) Co <sub>2</sub> O <sub>3</sub> (charcoal) K <sub>3</sub> [Co(CN) <sub>6</sub> ] (yellow) [Co(NH <sub>3</sub> ) <sub>6</sub> ]Cl <sub>3</sub> (yellow)

Table 21.9 ▶ Typical Compounds of Nickel

Oxidation State of Nickel	Examples of Compounds
+2	NiCl <sub>2</sub> (yellow) [Ni(H <sub>2</sub> O) <sub>6</sub> ]Cl <sub>2</sub> (green) NiO (greenish black) NiS (black) [Ni(H <sub>2</sub> O) <sub>6</sub> ]SO <sub>4</sub> (green) [Ni(NH <sub>3</sub> ) <sub>6</sub> ](NO <sub>3</sub> ) <sub>2</sub> (blue)

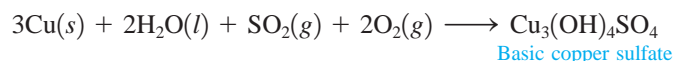
The chemistry of cobalt involves mainly its +2 and +3 oxidation states, although compounds containing cobalt in the 0, +1, or +4 oxidation state are known. Aqueous solutions of cobalt(II) salts contain the  $\text{Co}(\text{H}_2\text{O})_6^{2+}$  ion, which has a characteristic rose color. Cobalt forms a wide variety of coordination compounds, many of which will be discussed in later sections of this chapter. Some typical cobalt compounds are shown in Table 21.8.

*Nickel*, which ranks twenty-fourth in elemental abundance in the earth's crust, is found in ores, where it is combined mainly with arsenic, antimony, and sulfur. Nickel metal, a silvery white substance with high electrical and thermal conductivities, is quite resistant to corrosion and is often used for plating more active metals. Nickel is also widely used in the production of alloys such as steel.

Nickel in compounds is almost exclusively in the +2 oxidation state. Aqueous solutions of nickel(II) salts contain the  $\text{Ni}(\text{H}_2\text{O})_6^{2+}$  ion, which has a characteristic emerald green color. Coordination compounds of nickel(II) will be discussed later in this chapter. Some typical nickel compounds are shown in Table 21.9.

*Copper*, widely distributed in nature in ores containing sulfides, arsenides, chlorides, and carbonates, is valued for its high electrical conductivity and its resistance to corrosion. It is widely used for plumbing, and 50% of all copper produced annually is used for electrical applications. Copper is a major constituent in several well-known alloys (see Table 21.10).

Although copper is not highly reactive (it will not reduce  $\text{H}^+$  to  $\text{H}_2$ , for example), the reddish metal does slowly corrode in air, producing the characteristic green *patina* consisting of basic copper sulfate



and other similar compounds.

Table 21.10 ▶ Alloys Containing Copper

Alloy	Composition (% by mass)
Brass	Cu (20–97), Zn (2–80), Sn (0–14), Pb (0–12), Mn (0–25)
Bronze	Cu (50–98), Sn (0–35), Zn (0–29), Pb (0–50), P (0–3)
Sterling silver	Cu (7.5), Ag (92.5)
Gold (18-karat)	Cu (5–15), Au (75), Ag (10–20)
Gold (14-karat)	Cu (12–28), Au (58), Ag (4–30)

Copper roofs and bronze statues, such as the Statue of Liberty, turn green in air because  $\text{Cu}_3(\text{OH})_4\text{SO}_4$  and  $\text{Cu}_4(\text{OH})_6\text{SO}_4$  form.



An aqueous solution containing the  $\text{Ni}^{2+}$  ion.



**Table 21.11** ▶ Typical Compounds of Copper

Oxidation State of Copper	Examples of Compounds
+1	Cu <sub>2</sub> O (red) Cu <sub>2</sub> S (black) CuCl (white)
+2	CuO (black) CuSO <sub>4</sub> · 5H <sub>2</sub> O (blue) CuCl <sub>2</sub> · 2H <sub>2</sub> O (green) [Cu(H <sub>2</sub> O) <sub>6</sub> ](NO <sub>3</sub> ) <sub>2</sub> (blue)

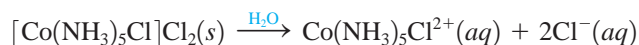
The chemistry of copper principally involves the +2 oxidation state, but many compounds containing copper(I) are also known. Aqueous solutions of copper(II) salts are a characteristic bright blue color due to the presence of the  $\text{Cu}(\text{H}_2\text{O})_6^{2+}$  ion. Table 21.11 lists some typical copper compounds.

Although trace amounts of copper are essential for life, copper in large amounts is quite toxic; copper salts are used to kill bacteria, fungi, and algae. For example, paints containing copper are used on ship hulls to prevent fouling by marine organisms.

Widely dispersed in the earth's crust, *zinc* is mainly refined from sphalerite (ZnS), which often occurs with galena (PbS). Zinc is a white, lustrous, very active metal that behaves as an excellent reducing agent and tarnishes rapidly. About 90% of the zinc produced is used for galvanizing steel. Zinc forms colorless salts in the +2 oxidation state.

## 21.3 ▶ Coordination Compounds

Transition metal ions characteristically form coordination compounds, which are usually colored and often paramagnetic. A **coordination compound** typically consists of a *complex ion*, a transition metal ion with its attached ligands (see Section 15.8), and **counterions**, anions or cations as needed to produce a compound with no net charge. The substance  $[\text{Co}(\text{NH}_3)_5\text{Cl}]\text{Cl}_2$  is a typical coordination compound. The brackets indicate the composition of the complex ion, in this case  $\text{Co}(\text{NH}_3)_5\text{Cl}^{2+}$ , and the two  $\text{Cl}^-$  counterions are shown outside the brackets. Note that in this compound one  $\text{Cl}^-$  acts as a ligand along with the five  $\text{NH}_3$  molecules. In the solid state this compound consists of the large  $\text{Co}(\text{NH}_3)_5\text{Cl}^{2+}$  cations and twice as many  $\text{Cl}^-$  anions, all packed together as efficiently as possible. When dissolved in water, the solid behaves like any ionic solid; the cations and anions are assumed to separate and move about independently:



Coordination compounds have been known since about 1700, but their true nature was not understood until the 1890s when a young Swiss chemist named Alfred Werner (1866–1919) proposed that transition metal ions have two types of valence (combining ability). One type of valence, which Werner called the *secondary valence*, refers to the ability of a metal ion to bind to Lewis bases (ligands) to form complex ions. The other type, the *primary valence*, refers to the ability of the metal ion to form ionic bonds with oppositely charged ions. Thus Werner explained that the compound, originally written as  $\text{CoCl}_3 \cdot 5\text{NH}_3$ , was really  $[\text{Co}(\text{NH}_3)_5\text{Cl}]\text{Cl}_2$ , where the  $\text{Co}^{3+}$  ion has a primary valence of 3, satisfied by the three  $\text{Cl}^-$  ions, and a secondary valence of 6, satisfied by the six ligands (five  $\text{NH}_3$  and one  $\text{Cl}^-$ ). We now call the primary valence the **oxidation state** and the secondary valence the **coordination number**, which reflects the number of bonds formed between the metal ion and the ligands in the complex ion.

### Coordination Number

The number of bonds formed by metal ions to ligands in complex ions varies from two to eight depending on the size, charge, and electron configuration of the transition metal ion. As shown in Table 21.12, 6 is the most common coordination number, followed closely by 4, with a few metal ions showing a coordination number of 2. Many metal ions show more than one coordination number, and there is really no simple way to predict what the coordination number will be in a particular case. The typical geometries for the various common coordination numbers are shown in Fig. 21.5. Note that six ligands produce an octahedral arrangement around the metal ion. Four ligands can form either a tetrahedral or a square planar arrangement, and two ligands give a linear structure.


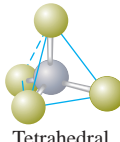
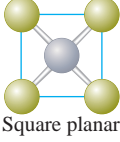
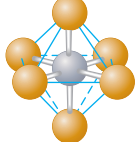
Coordination number	Geometry
2	 Linear
4	 Tetrahedral  Square planar
6	 Octahedral

Figure 21.5

The ligand arrangements for coordination numbers 2, 4, and 6.

Table 21.12 ▶ Typical Coordination Numbers for Some Common Metal Ions

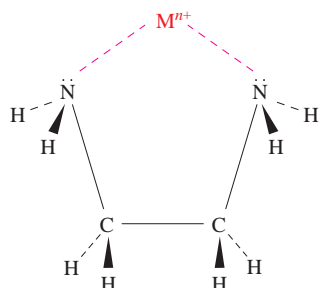
$M^+$	Coordination Numbers	$M^{2+}$	Coordination Numbers	$M^{3+}$	Coordination Numbers
$Cu^+$	2, 4	$Mn^{2+}$	4, 6	$Sc^{3+}$	6
$Ag^+$	2	$Fe^{2+}$	6	$Cr^{3+}$	6
$Au^+$	2, 4	$Co^{2+}$	4, 6	$Co^{3+}$	6
		$Ni^{2+}$	4, 6		
		$Cu^{2+}$	4, 6	$Au^{3+}$	4
		$Zn^{2+}$	4, 6		

## Ligands

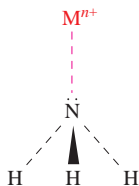
A **ligand** is a neutral molecule or ion having a lone electron pair that can be used to form a bond to a metal ion. The formation of a metal–ligand bond therefore can be described as the interaction between a Lewis base (the ligand) and a Lewis acid (the metal ion). The resulting bond is often called a **coordinate covalent bond**.

A ligand that can form one bond to a metal ion is called a **monodentate ligand**, or a **unidentate ligand** (from root words meaning “one tooth”). Examples of unidentate ligands are shown in Table 21.13.

Some ligands have more than one atom with a lone electron pair that can be used to bond to a metal ion. Such ligands are said to be **chelating ligands**, or **chelates** (from the Greek word *chele* for “claw”). A ligand that can form two bonds to a metal ion is called a **bidentate ligand**. A very common bidentate ligand is ethylenediamine (abbreviated en), which is shown coordinating to a metal ion in Fig. 21.6(a). Note the relationship between



(a)

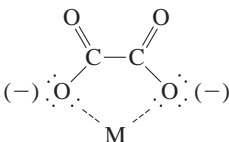
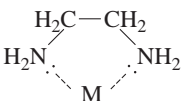
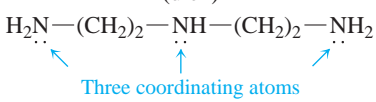
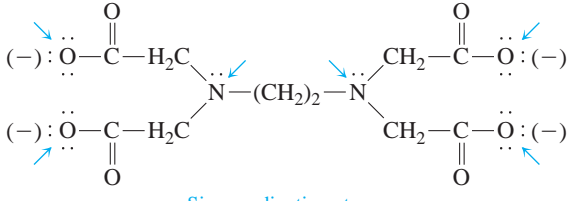


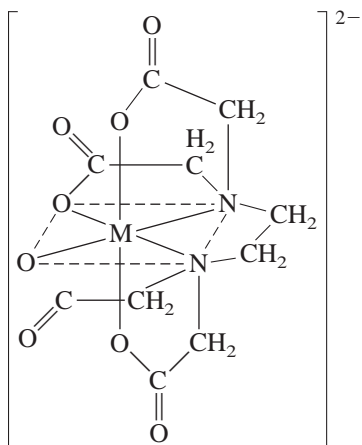
(b)

Figure 21.6

(a) The bidentate ligand ethylenediamine can bond to the metal ion through the lone pair on each nitrogen atom, thus forming two coordinate covalent bonds.  
(b) Ammonia is a monodentate ligand.

Table 21.13 ▶ Some Common Ligands

Type	Examples
Unidentate/monodentate	$H_2O$ $CN^-$ $SCN^-$ (thiocyanate) $X^-$ (halides) $NH_3$ $NO_2^-$ (nitrite) $OH^-$
Bidentate	Oxalate  Ethylenediamine (en) 
Polydentate	Diethylenetriamine (dien)  Ethylenediaminetetraacetate (EDTA) 



**Figure 21.7**  
The coordination of EDTA with a 2+ metal ion.

**Table 21.14** ▶ Names of Some Common Unidentate Ligands

Neutral Molecules	
Aqua	H <sub>2</sub> O
Ammine	NH <sub>3</sub>
Methylamine	CH <sub>3</sub> NH <sub>2</sub>
Carbonyl	CO
Nitrosyl	NO
Anions	
Fluoro	F <sup>-</sup>
Chloro	Cl <sup>-</sup>
Bromo	Br <sup>-</sup>
Iodo	I <sup>-</sup>
Hydroxo	OH <sup>-</sup>
Cyano	CN <sup>-</sup>

**Table 21.15** ▶ Latin Names Used for Some Metal Ions in Anionic Complex Ions

Metal	Name in an Anionic Complex
Iron	Ferrate
Copper	Cuprate
Lead	Plumbate
Silver	Argentate
Gold	Aurate
Tin	Stannate

this ligand and the unidentate ligand ammonia [Fig. 21.6(b)]. Oxalate, another typical bidentate ligand, is shown in Table 21.13.

Ligands that can form more than two bonds to a metal ion are called *polydentate ligands*. Some ligands can form as many as six bonds to a metal ion. The best-known example is ethylenediaminetetraacetate (abbreviated EDTA), which is shown in Table 21.13. This ligand virtually surrounds the metal ion (Fig. 21.7), coordinating through six atoms (a *hexadentate ligand*). As might be expected from the large number of coordination sites, EDTA forms very stable complex ions with most metal ions and is used as a “scavenger” to remove toxic heavy metals such as lead from the human body. It is also used as a reagent to analyze solutions for their metal ion content. EDTA is found in countless consumer products, such as soda, beer, salad dressings, bar soaps, and most cleaners. In these products EDTA ties up trace metal ions that would otherwise catalyze decomposition and produce unwanted precipitates.

Some even more complicated ligands are found in biologic systems, where metal ions play crucial roles in catalyzing reactions, transferring electrons, and transporting and storing oxygen. A discussion of these complex ligands will follow in Section 21.7.

## Nomenclature

In Werner’s lifetime, no system was used to name coordination compounds. Names of the compounds were commonly based on colors and names of discoverers. As the field expanded and more coordination compounds were identified, an orderly system of nomenclature became necessary. A simplified version of this system is summarized by the following rules.

### Rules for Naming Coordination Compounds

- As with any ionic compound, *the cation is named before the anion*.
- In naming a complex ion, *the ligands are named before the metal ion*.
- In naming ligands, *an o is added to the root name of an anion*. For example, the halides as ligands are called *fluoro*, *chloro*, *bromo*, and *iodo*; hydroxide is *hydroxo*; cyanide is *cyano*; and so on. *For a neutral ligand the name of the molecule is used*, with the exception of H<sub>2</sub>O, NH<sub>3</sub>, CO, and NO, as illustrated in Table 21.14.
- *The prefixes mono-, di-, tri-, tetra-, penta-, and hexa- are used to denote the number of simple ligands*. The prefixes *bis-*, *tris-*, *tetrakis-*, and so on are also used, especially for more complicated ligands or ones that already contain *di-*, *tri-*, and so on.
- *The oxidation state of the central metal ion is designated by a Roman numeral in parentheses*.
- *When more than one type of ligand is present, they are named alphabetically*.\* Prefixes do not affect the order.
- *If the complex ion has a negative charge, the suffix -ate is added to the name of the metal*. Sometimes the Latin name is used to identify the metal (see Table 21.15).

\*In an older system the negatively charged ligands were named first, then neutral ligands, with positively charged ligands named last. We will follow the newer convention in this text.

The application of these rules is shown in Example 21.1.

**EXAMPLE 21.1**
**Naming Coordination Compounds I**

Give the systematic name for each of the following coordination compounds.

- $[\text{Co}(\text{NH}_3)_5\text{Cl}]\text{Cl}_2$
- $\text{K}_3\text{Fe}(\text{CN})_6$
- $[\text{Fe}(\text{en})_2(\text{NO}_2)_2]\text{SO}_4$

**Solution**

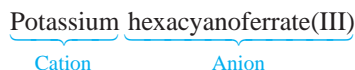

An aqueous solution of  $[\text{Co}(\text{NH}_3)_5\text{Cl}]\text{Cl}_2$ .

- a. To determine the oxidation state of the metal ion, we examine the charges of all ligands and counterions. The ammonia molecules are neutral and each of the chloride ions has a  $1^-$  charge, so the cobalt ion must have a  $3+$  charge to produce a neutral compound. Thus cobalt has the oxidation state  $+3$ , and we use cobalt(III) in the name.

The ligands include one  $\text{Cl}^-$  ion and five  $\text{NH}_3$  molecules. The chloride ion is designated as *chloro*, and each ammonia molecule is designated as *ammine*. The prefix *penta-* indicates that there are five  $\text{NH}_3$  ligands present. The name of the complex cation is therefore pentaamminechlorocobalt(III). Note that the ligands are named alphabetically, disregarding the prefix. Since the counterions are chloride ions, the compound is named as a chloride salt:



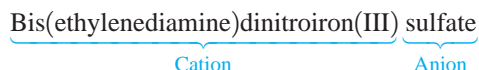
- b. First, we determine the oxidation state of the iron by considering the other charged species. The compound contains three  $\text{K}^+$  ions and six  $\text{CN}^-$  ions. Therefore, the iron must carry a charge of  $3+$ , giving a total of six positive charges to balance the six negative charges. The complex ion present is thus  $\text{Fe}(\text{CN})_6^{3-}$ . The cyanide ligands are each designated *cyano*, and the prefix *hexa-* indicates that six are present. Since the complex ion is an anion, we use the Latin name *ferrate*. The oxidation state is indicated by (III) at the end of the name. The anion name is therefore hexacyanoferrate(III). The cations are  $\text{K}^+$  ions, which are simply named potassium. Putting this together gives the name



(The common name of this compound is potassium ferricyanide.)

- c. We first determine the oxidation state of the iron by looking at the other charged species: four  $\text{NO}_2^-$  ions and one  $\text{SO}_4^{2-}$  ion. The ethylenediamine is neutral. Thus the two iron ions must carry a total positive charge of 6 to balance the six negative charges. This means that each iron has a  $+3$  oxidation state and is designated as iron(III).

Since the name ethylenediamine already contains *di*, we use *bis-* instead of *di-* to indicate the two en ligands. The name for  $\text{NO}_2^-$  as a ligand is *nitro*, and the prefix *di-* indicates the presence of two  $\text{NO}_2^-$  ligands. Since the anion is sulfate, the compound's name is

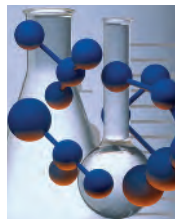


Because the complex ion is a cation, the Latin name for iron is not used.



Solid  $\text{K}_3\text{Fe}(\text{CN})_6$ .

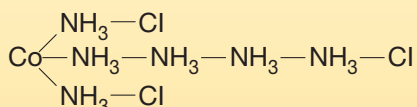
**SEE EXERCISES 21.33 THROUGH 21.36**



## chemical connections

### Alfred Werner: Coordination Chemist

During the early and middle parts of the nineteenth century, chemists prepared a large number of colored compounds containing transition metals and other substances such as ammonia, chloride ion, cyanide ion, and water. These compounds were very interesting to chemists who were trying to understand the nature of bonding (Dalton's atomic theory of 1808 was very new at this time), and many theories were suggested to explain these substances. The most widely accepted early theory was the *chain theory*, championed by Sophus Mads Jorgensen (1837–1914), professor of chemistry at the University of Copenhagen. The chain theory got its name from the postulate that metal ammine\* complexes contain chains of  $\text{NH}_3$  molecules. For example, Jorgensen proposed the structure



for the compound  $\text{Co}(\text{NH}_3)_6\text{Cl}_3$ . In the late nineteenth century this theory was used in classrooms around the world to explain the nature of metal–ammine compounds.

However, in 1890, a young Swiss chemist named Alfred Werner, who had just obtained a Ph.D. in the field of organic chemistry, became so interested in these compounds that he apparently even dreamed about them. In the middle of one night Werner awoke realizing that he

had the correct explanation for the constitution of these compounds. Writing furiously the rest of that night and into the late afternoon of the following day, he constructed a scientific paper containing his now famous *coordination theory*. This model postulates an octahedral arrangement of ligands around the  $\text{Co}^{3+}$  ion, producing the  $\text{Co}(\text{NH}_3)_6^{3+}$  complex ion with three  $\text{Cl}^-$  ions as counterions. Thus Werner's picture of  $\text{Co}(\text{NH}_3)_6\text{Cl}_3$  varied greatly from the chain theory.

In his paper on the coordination theory, Werner explained not only the metal–ammine compounds but also most of the other known transition metal compounds, and the importance of his contribution was recognized immediately. He was appointed professor at the University of Zurich, where he spent the rest of his life studying coordination compounds and refining his theory. Alfred Werner was a confident, impulsive man of seemingly boundless energy, who was known for his inspiring lectures, his intolerance of incompetence (he once threw a chair at a student who performed poorly on an oral exam), and his intuitive scientific brilliance. For example, he was the first to show that stereochemistry is a general phenomenon, not one exhibited only by carbon, as was previously thought. He also recognized and named many types of isomerism.

In 1913, for his work on coordination chemistry and stereochemistry, Werner became the fourteenth Nobel Prize winner in chemistry and the first Swiss chemist to be so honored. Werner's work is even more remarkable when one realizes that his ideas preceded by many years any real understanding of the nature of covalent bonds.

\*Ammine is the name for  $\text{NH}_3$  as a ligand.

### EXAMPLE 21.2 Naming Coordination Compounds II

Given the following systematic names, give the formula of each coordination compound.

- Triamminebromoplatinum(II) chloride
- Potassium hexafluorocobaltate(III)

#### Solution

- Triammine* signifies three ammonia ligands, and *bromo* indicates one bromide ion as a ligand. The oxidation state of platinum is +2, as indicated by the Roman numeral II. Thus the complex ion is  $[\text{Pt}(\text{NH}_3)_3\text{Br}]^+$ . One chloride ion is needed to balance the 1+ charge of this cation. The formula of the compound is  $[\text{Pt}(\text{NH}_3)_3\text{Br}]\text{Cl}$ . Note that brackets enclose the complex ion.

- b. The complex ion contains six fluoride ligands attached to a  $\text{Co}^{3+}$  ion to give  $\text{CoF}_6^{3-}$ . Note that the *-ate* ending indicates that the complex ion is an anion. The cations are  $\text{K}^+$  ions, and three are required to balance the  $3-$  charge on the complex ion. Thus the formula is  $\text{K}_3[\text{CoF}_6]$ .

SEE EXERCISES 21.37 AND 21.38

## 21.4 ► Isomerism

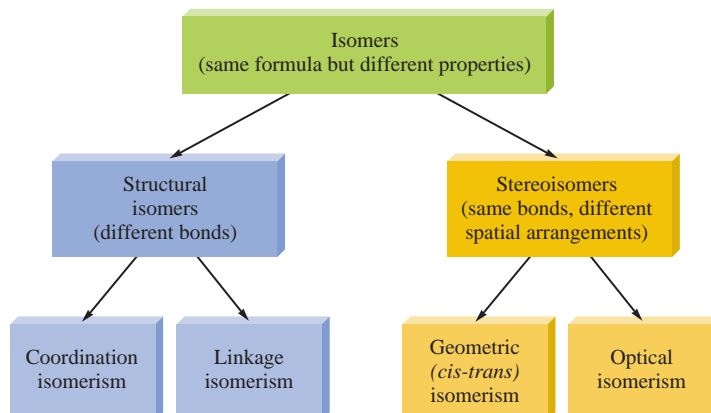
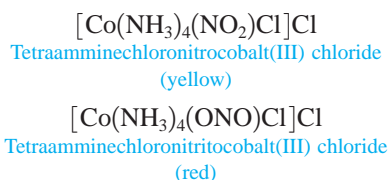
When two or more species have the same formula but different properties, they are said to be **isomers**. Although isomers contain exactly the same types and numbers of atoms, the arrangements of the atoms differ, and this leads to different properties. We will consider two main types of isomerism: **structural isomerism**, where the isomers contain the same atoms but one or more bonds differ, and **stereoisomerism**, where all the bonds in the isomers are the same but the spatial arrangements of the atoms are different. Each of these classes also has subclasses (see Fig. 21.8), which we will now consider.

### Structural Isomerism

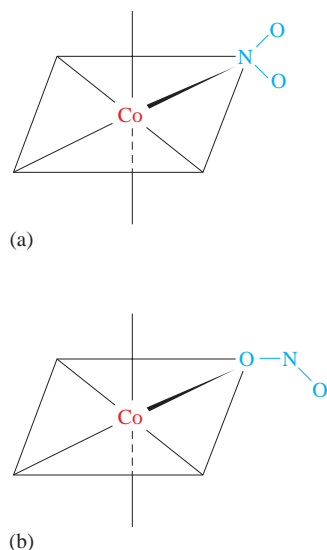
The first type of structural isomerism we will consider is **coordination isomerism**, in which the composition of the complex ion varies. For example,  $[\text{Cr}(\text{NH}_3)_5\text{SO}_4]\text{Br}$  and  $[\text{Cr}(\text{NH}_3)_5\text{Br}]\text{SO}_4$  are coordination isomers. In the first case,  $\text{SO}_4^{2-}$  is coordinated to  $\text{Cr}^{3+}$ , and  $\text{Br}^-$  is the counterion; in the second case, the roles of these ions are reversed.

Another example of coordination isomerism is the  $[\text{Co}(\text{en})_3][\text{Cr}(\text{ox})_3]$  and  $[\text{Cr}(\text{en})_3][\text{Co}(\text{ox})_3]$  pair, where ox represents the oxalate ion, a bidentate ligand shown in Table 21.13.

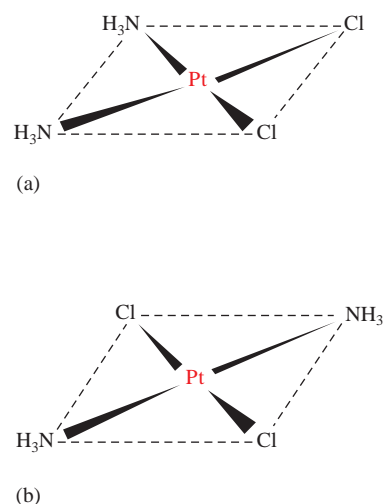
In a second type of structural isomerism, **linkage isomerism**, the composition of the complex ion is the same, but the point of attachment of at least one of the ligands differs. Two ligands that can attach to metal ions in different ways are thiocyanate ( $\text{SCN}^-$ ), which can bond through lone electron pairs on the nitrogen or the sulfur atom, and the nitrite ion ( $\text{NO}_2^-$ ), which can bond through lone electron pairs on the nitrogen or the oxygen atom. For example, the following two compounds are linkage isomers:



**Figure 21.8**  
Some classes of isomers.



**Figure 21.9**  
As a ligand,  $\text{NO}_2^-$  can bond to a metal ion (a) through a lone pair on the nitrogen atom or (b) through a lone pair on one of the oxygen atoms.



**Figure 21.10**  
(a) The *cis* isomer of  $\text{Pt}(\text{NH}_3)_2\text{Cl}_2$  (yellow).  
(b) The *trans* isomer of  $\text{Pt}(\text{NH}_3)_2\text{Cl}_2$  (pale yellow).

In the first case, the  $\text{NO}_2^-$  ligand is called *nitro* and is attached to  $\text{Co}^{3+}$  through the nitrogen atom; in the second case, the  $\text{NO}_2^-$  ligand is called *nitrito* and is attached to  $\text{Co}^{3+}$  through an oxygen atom (see Fig. 21.9).

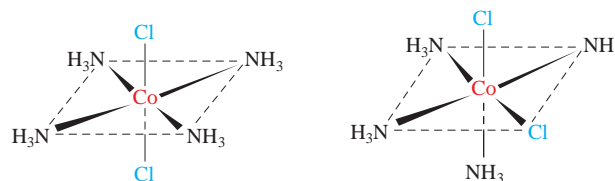
## Stereoisomerism

Stereoisomers have the same bonds but different spatial arrangements of the atoms. One type, **geometrical isomerism**, or ***cis-trans* isomerism**, occurs when atoms or groups of atoms can assume different positions around a rigid ring or bond. An important example is the compound  $\text{Pt}(\text{NH}_3)_2\text{Cl}_2$ , which has a square planar structure. The two possible arrangements of the ligands are shown in Fig. 21.10. In the ***trans* isomer**, the ammonia molecules are across (*trans*) from each other. In the ***cis* isomer**, the ammonia molecules are next (*cis*) to each other.

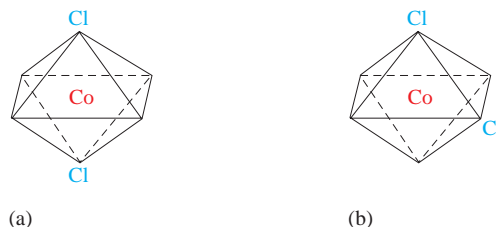
Geometrical isomerism also occurs in octahedral complex ions. For example, the compound  $[\text{Co}(\text{NH}_3)_4\text{Cl}_2]\text{Cl}$  has *cis* and *trans* isomers (Fig. 21.11).

A second type of stereoisomerism is called **optical isomerism** because the isomers have opposite effects on plane-polarized light. When light is emitted from a source such as a glowing filament, the oscillating electric fields of the photons in the beam are oriented randomly, as shown in Fig. 21.12. If this light is passed through a polarizer, only the photons with electric fields oscillating in a single plane remain, constituting *plane-polarized light*.

In 1815, a French physicist, Jean Biot (1774–1862), showed that certain crystals could rotate the plane of polarization of light. Later it was found that solutions of certain compounds could do the same thing (see Fig. 21.13). Louis Pasteur (1822–1895) was the first to understand this behavior. In 1848 he noted that solid sodium ammonium tartrate ( $\text{NaNH}_4\text{C}_4\text{H}_4\text{O}_4$ ) existed as a mixture of two types of crystals, which he painstakingly separated with tweezers. Separate solutions of these two types of crystals rotated plane-polarized light in exactly opposite directions. This led to a connection between optical activity and molecular structure.

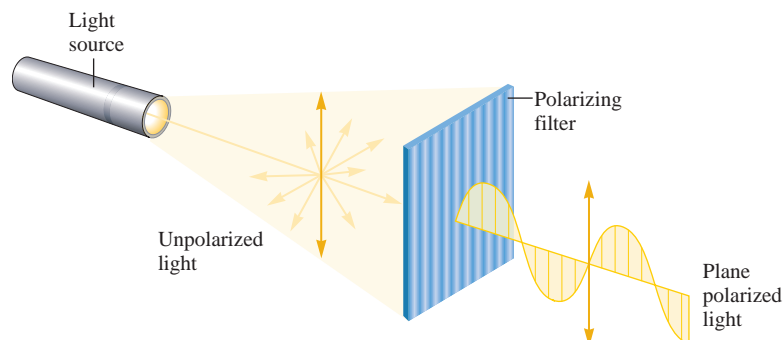
**Figure 21.11**

(a) The *trans* isomer of  $[\text{Co}(\text{NH}_3)_4\text{Cl}_2]^+$ . The chloride ligands are directly across from each other. (b) The *cis* isomer of  $[\text{Co}(\text{NH}_3)_4\text{Cl}_2]^+$ . The chloride ligands in this case share an edge of the octahedron. Because of their different structures, the *trans* isomer of  $[\text{Co}(\text{NH}_3)_4\text{Cl}_2]\text{Cl}$  is green and the *cis* isomer is violet.

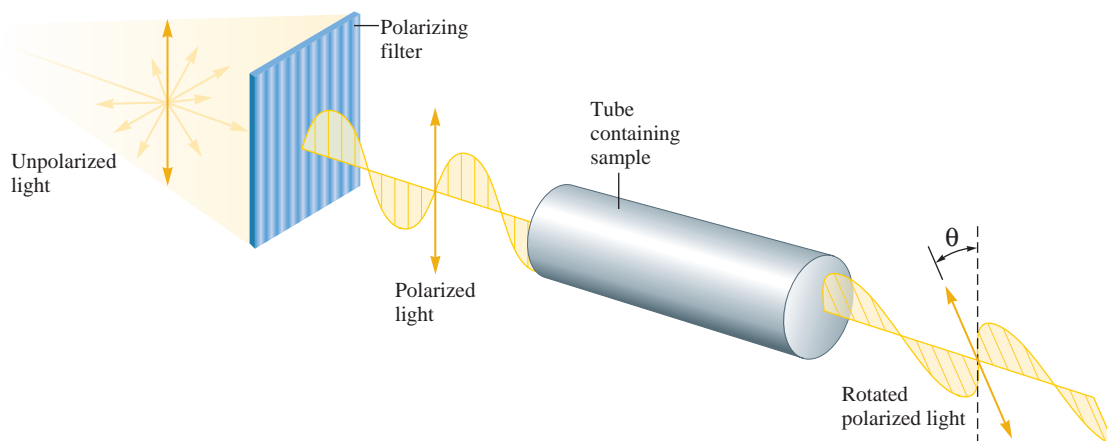


(a)

(b)

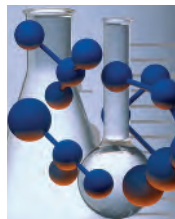
**Figure 21.12**

Unpolarized light consists of waves vibrating in many different planes (indicated by the arrows). The polarizing filter blocks all waves except those vibrating in a given plane.

**Figure 21.13**

The rotation of the plane of polarized light by an optically active substance. The angle of rotation is called theta ( $\theta$ ).





## chemical connections

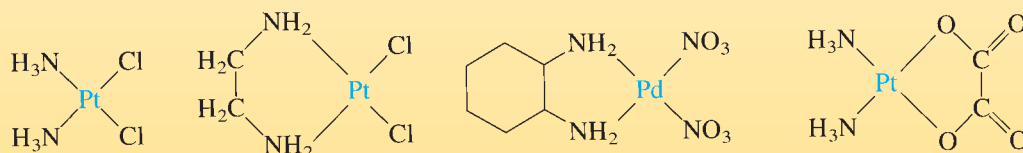
### The Importance of Being *cis*

Some of the most important advancements of science are the results of accidental discoveries—for example, penicillin, Teflon, and the sugar substitutes cyclamate and aspartame. Another important chance discovery occurred in 1964, when a group of scientists using platinum electrodes to apply an electric field to a colony of *E. coli* bacteria noticed that the bacteria failed to divide but continued to grow, forming long fibrous cells. Further study revealed that cell division was inhibited by small concentrations of *cis*-Pt(NH<sub>3</sub>)<sub>2</sub>Cl<sub>2</sub> and *cis*-Pt(NH<sub>3</sub>)<sub>2</sub>Cl<sub>4</sub> formed electrolytically in the solution.

Cancerous cells multiply very rapidly because cell division is uncontrolled. Thus these and similar platinum complexes were evaluated as *antitumor agents*, which inhibit the division

of cancer cells. The results showed that *cis*-Pt(NH<sub>3</sub>)<sub>2</sub>Cl<sub>2</sub> was active against a wide variety of tumors, including testicular and ovarian tumors, which are very resistant to treatment by more traditional methods. However, although the *cis* complex showed significant antitumor activity, the corresponding *trans* complex had no effect on tumors. This shows the importance of isomerism in biologic systems. When drugs are synthesized, great care must be taken to obtain the correct isomer.


Although *cis*-Pt(NH<sub>3</sub>)<sub>2</sub>Cl<sub>2</sub> has proven to be a valuable drug, unfortunately it has some troublesome side effects, the most serious being kidney damage. As a result, the search continues for even more effective antitumor agents. Promising candidates are shown in Fig. 21.14. Note that they are all *cis* complexes.



**Figure 21.14**

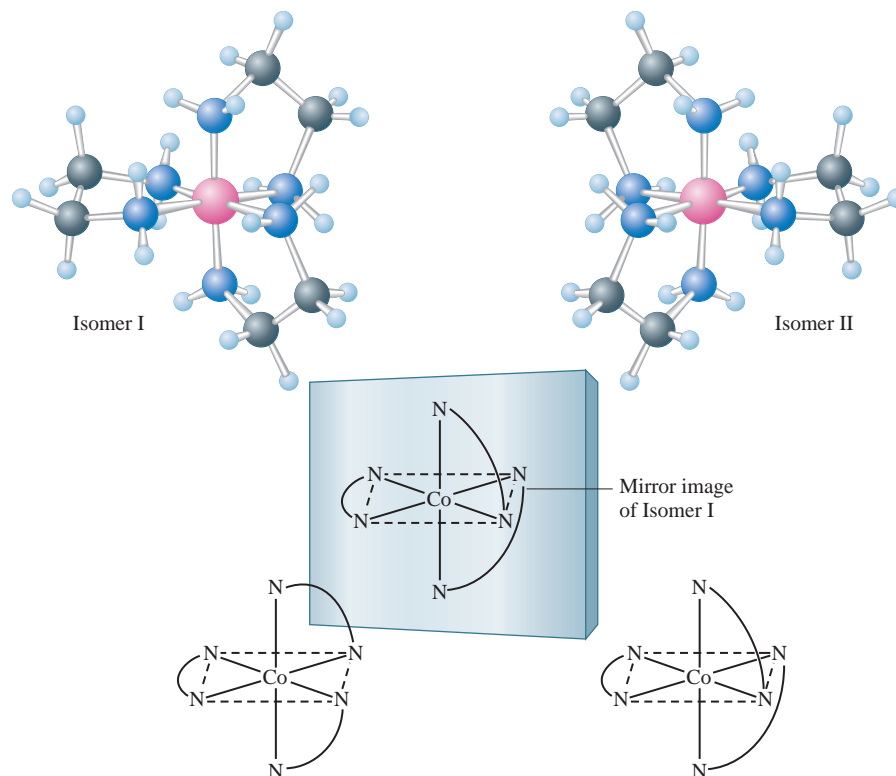
Some *cis* complexes of platinum and palladium that show significant antitumor activity. It is thought that the *cis* complexes work by losing two adjacent ligands and forming coordinate covalent bonds to adjacent bases on a DNA molecule.

We now realize that optical activity is exhibited by molecules that have *nonsuperimposable mirror images*. Your hands are nonsuperimposable mirror images (Fig. 21.15). The two hands are related like an object and its mirror image; one hand cannot be turned to make it identical to the other. Many molecules show this same feature, such as the



**Figure 21.15**

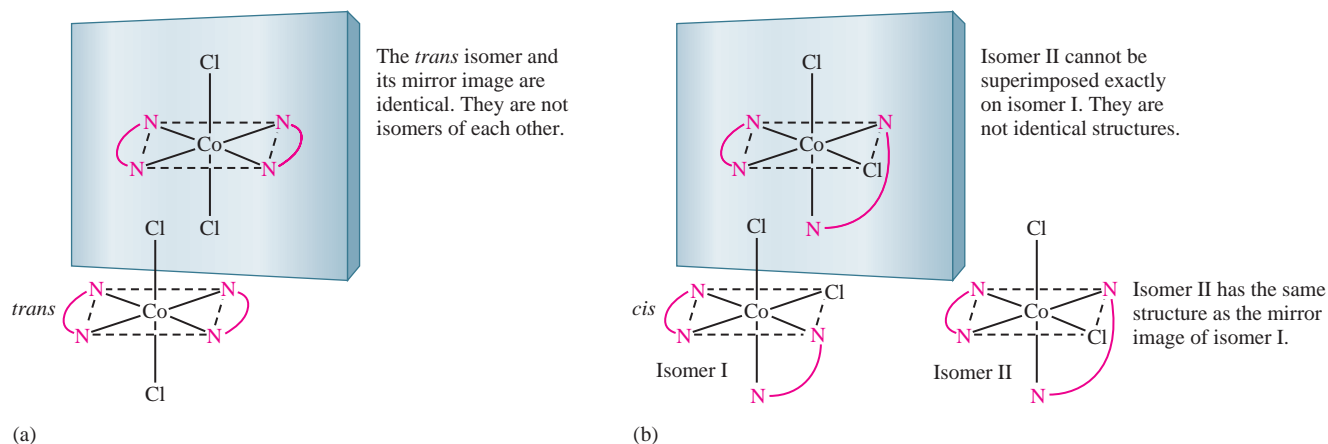
A human hand exhibits a nonsuperimposable mirror image. Note that the mirror image of the right hand (while identical to the left hand) cannot be turned in any way to make it identical to (superimposable on) the actual right hand.

**Figure 21.16**

Isomers I and II of  $\text{Co}(\text{en})_3^{3+}$  are mirror images (the image of I is identical to II) that cannot be superimposed. That is, there is no way that I can be turned in space so that it is the same as II.

complex ion  $[\text{Co}(\text{en})_3]^{3+}$  shown in Fig. 21.16. Objects that have nonsuperimposable mirror images are said to be **chiral** (from the Greek word *cheir*, meaning “hand”).

The isomers of  $[\text{Co}(\text{en})_3]^{3+}$  (Fig. 21.17) are nonsuperimposable mirror images called **enantiomers**, which rotate plane-polarized light in opposite directions and are thus optical isomers. The isomer that rotates the plane of light to the right (when viewed down the beam of oncoming light) is said to be *dextrorotatory*, designated by *d*. The isomer that rotates the plane of light to the left is *levorotatory* (*l*). An equal mixture of the *d* and *l* forms in solution, called a *racemic mixture*, does not rotate the plane of the polarized light at all because the two opposite effects cancel each other.

**Figure 21.17**

(a) The *trans* isomer of  $\text{Co}(\text{en})_2\text{Cl}_2^+$  and its mirror image are identical (superimposable). (b) The *cis* isomer of  $\text{Co}(\text{en})_2\text{Cl}_2^+$  and its mirror image are not superimposable and are thus a pair of optical isomers.

Geometrical isomers are not necessarily optical isomers. For instance, the *trans* isomer of  $[\text{Co}(\text{en})_2\text{Cl}_2]^+$  shown in Fig. 21.17 is identical to its mirror image. Since this isomer is superimposable on its mirror image, it does not exhibit optical isomerism and is not chiral. On the other hand, *cis*- $[\text{Co}(\text{en})_2\text{Cl}_2]^+$  is *not* superimposable on its mirror image; a pair of enantiomers exists for this complex ion (the *cis* isomer is chiral).

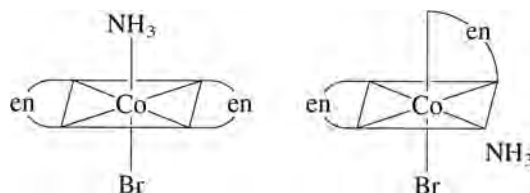
Most important biomolecules are chiral, and their reactions are highly structure dependent. For example, a drug can have a particular effect because its molecules can bind to chiral molecules in the body. To bind correctly, however, the correct optical isomer of the drug must be administered. Just as the right hand of one person requires the right hand of another to perform a handshake, a given isomer in the body requires a specific isomer of the drug to bind together. Because of this, the syntheses of drugs, which are usually very complicated molecules, must be carried out in a way that produces the correct “handedness,” a requirement that greatly adds to the synthetic difficulties.

**EXAMPLE 21.3****Geometrical and Optical Isomerism**

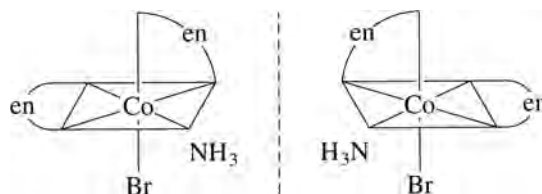
Does the complex ion  $[\text{Co}(\text{NH}_3)\text{Br}(\text{en})_2]^{2+}$  exhibit geometrical isomerism? Does it exhibit optical isomerism?

**Solution**

The complex ion exhibits geometrical isomerism because the ethylenediamine ligands can be across from or next to each other:



The *cis* isomer of the complex ion also exhibits optical isomerism because its mirror images

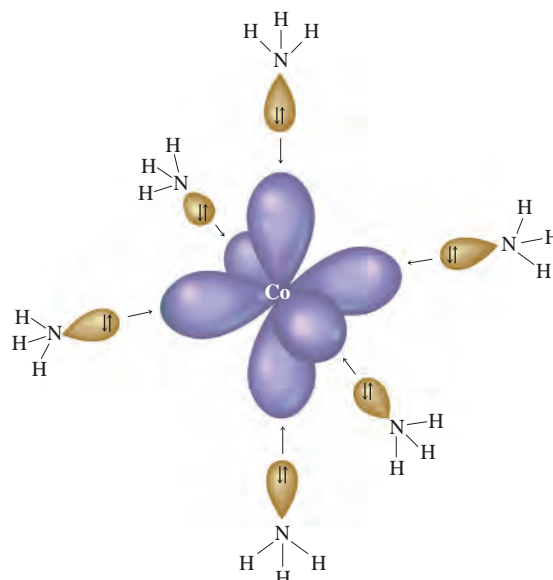


cannot be turned in any way to make them superimposable. Thus these mirror-image isomers of the *cis* complex are shown to be enantiomers that will rotate plane-polarized light in opposite directions.

SEE EXERCISES 21.45 AND 21.46

## 21.5 ► Bonding in Complex Ions: The Localized Electron Model

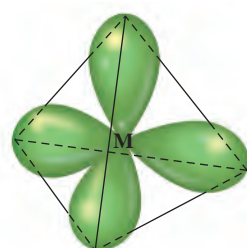
In Chapters 8 and 9 we considered the localized electron model, a very useful model for describing the bonding in molecules. Recall that a central feature of this model is the formation of hybrid atomic orbitals that are used to share electron pairs to form  $\sigma$  bonds

**Figure 21.18**

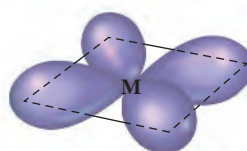
A set of six  $d^2sp^3$  hybrid orbitals on  $\text{Co}^{3+}$  can accept an electron pair from each of six  $\text{NH}_3$  ligands to form the  $\text{Co}(\text{NH}_3)_6^{3+}$  ion.

between atoms. This same model can be used to account for the bonding in complex ions, but there are two important points to keep in mind:

1. The VSEPR model for predicting structure generally *does not work for complex ions*. However, we can safely assume that a complex ion with a coordination number of 6 will have an octahedral arrangement of ligands, and complexes with two ligands will be linear. On the other hand, complex ions with a coordination number of 4 can be either tetrahedral or square planar, and there is no completely reliable way to predict which will occur in a particular case.
2. The interaction between a metal ion and a ligand can be viewed as a Lewis acid–base reaction with the ligand donating a lone pair of electrons to an *empty* orbital of the metal ion to form a coordinate covalent bond:



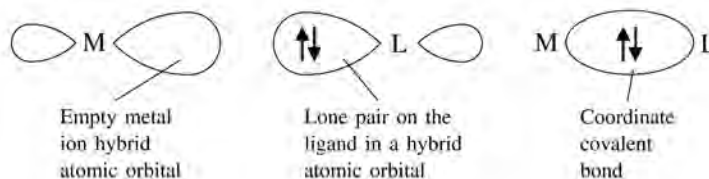
Tetrahedral ligand arrangement;  $sp^3$  hybridization



Square planar ligand arrangement;  $dsp^2$  hybridization



Linear ligand arrangement;  $sp$  hybridization



The hybrid orbitals used by the metal ion depend on the number and arrangement of the ligands. For example, accommodating the lone pairs from the six ammonia molecules in the octahedral  $\text{Co}(\text{NH}_3)_6^{3+}$  ion requires a set of six empty hybrid atomic orbitals in an octahedral arrangement. As we discussed in Section 9.1, an octahedral set of orbitals is formed by the hybridization of two  $d$ , one  $s$ , and three  $p$  orbitals to give a set of six  $d^2sp^3$  orbitals (see Fig. 21.18).

The hybrid orbitals required on a metal ion in a four-coordinate complex depend on whether the structure is tetrahedral or square planar. For a tetrahedral arrangement of ligands, an  $sp^3$  hybrid set is required (see Fig. 21.19). For example, in the tetrahedral  $\text{CoCl}_4^{2-}$  ion, the  $\text{Co}^{2+}$  can be described as  $sp^3$  hybridized. A square planar arrangement of ligands requires a  $dsp^2$  hybrid orbital set on the metal ion (see Fig. 21.19). For example, in the square planar  $\text{Ni}(\text{CN})_4^{2-}$  ion, the  $\text{Ni}^{2+}$  is described as  $dsp^2$  hybridized.

A linear complex requires two hybrid orbitals 180 degrees from each other. This arrangement is given by an  $sp$  hybrid set (see Fig. 21.19). Thus, in the linear  $\text{Ag}(\text{NH}_3)_2^+$  ion, the  $\text{Ag}^+$  can be described as  $sp$  hybridized.

**Figure 21.19**

The hybrid orbitals required for tetrahedral, square planar, and linear complex ions. The metal ion hybrid orbitals are empty, and the metal ion bonds to the ligands by accepting lone pairs.

Although the localized electron model can account in a general way for metal–ligand bonds, it is rarely used today because it cannot readily account for important properties of complex ions, such as magnetism and color. Thus we will not pursue the model any further.

## 21.6 ► The Crystal Field Model

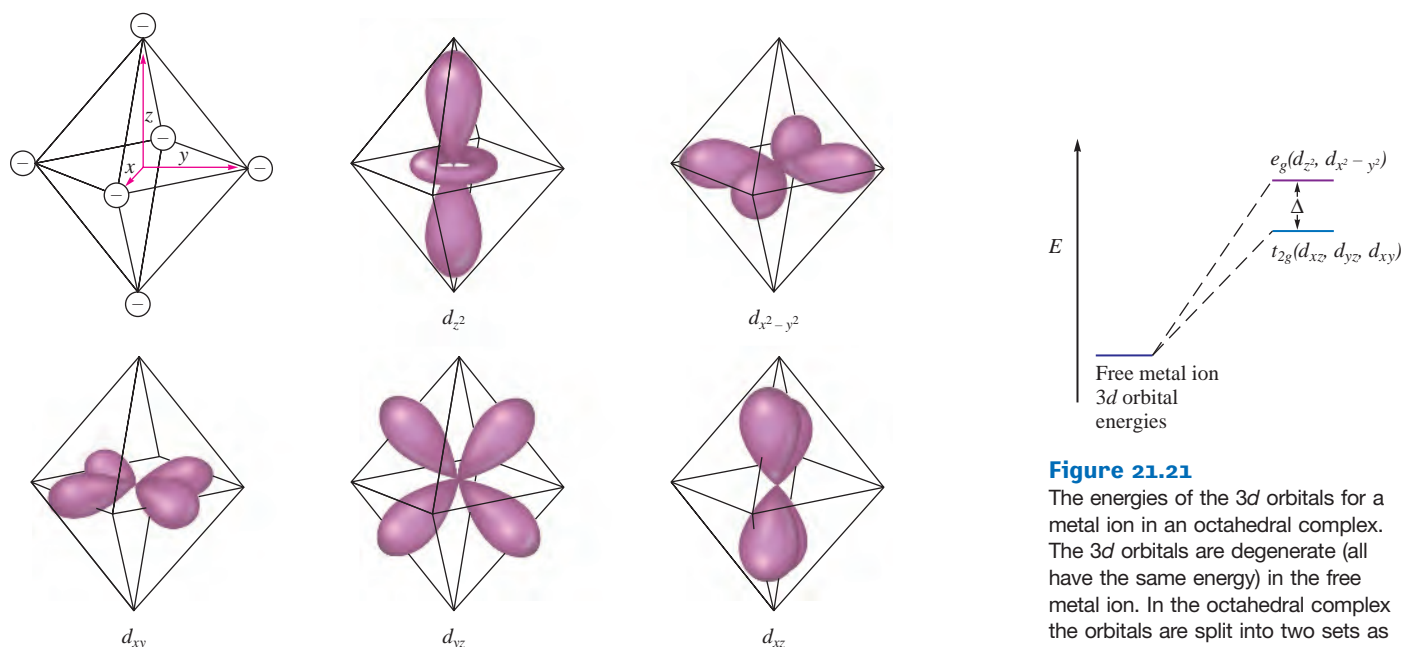
The main reason the localized electron model cannot fully account for the properties of complex ions is that it gives no information about how the energies of the  $d$  orbitals are affected by complex ion formation. This is critical because, as we will see, the color and magnetism of complex ions result from changes in the energies of the metal ion  $d$  orbitals caused by the metal–ligand interactions.

The **crystal field model** focuses on the energies of the  $d$  orbitals. In fact, this model is not so much a bonding model as it is an attempt to account for the colors and magnetic properties of complex ions. In its simplest form, the crystal field model assumes that the ligands can be approximated by *negative point charges* and that metal–ligand bonding is *entirely ionic*.

### Octahedral Complexes

We will illustrate the fundamental principles of the crystal field model by applying it to an octahedral complex. Figure 21.20 shows the orientation of the  $3d$  orbitals relative to an octahedral arrangement of point-charge ligands. The important thing to note is that two of the orbitals,  $d_{z^2}$  and  $d_{x^2-y^2}$ , point their lobes *directly at* the point-charge ligands and three of the orbitals,  $d_{xz}$ ,  $d_{yz}$ , and  $d_{xy}$ , point their lobes *between* the point charges.

To understand the effect of this difference, we need to consider which type of orbital is lower in energy. Because the negative point-charge ligands repel negatively charged electrons, the electrons will first fill the  $d$  orbitals farthest from the ligands to minimize repulsions. In other words, the  $d_{xz}$ ,  $d_{yz}$ , and  $d_{xy}$  orbitals (known as the  $t_{2g}$  set) are at a *lower energy* in the octahedral complex than are the  $d_{z^2}$  and  $d_{x^2-y^2}$  orbitals (the  $e_g$  set). This is shown in Fig. 21.21. The negative point-charge ligands increase the energies of all the  $d$  orbitals. However, the orbitals that point at the ligands are raised in energy more than those that point between the ligands.



**Figure 21.20**

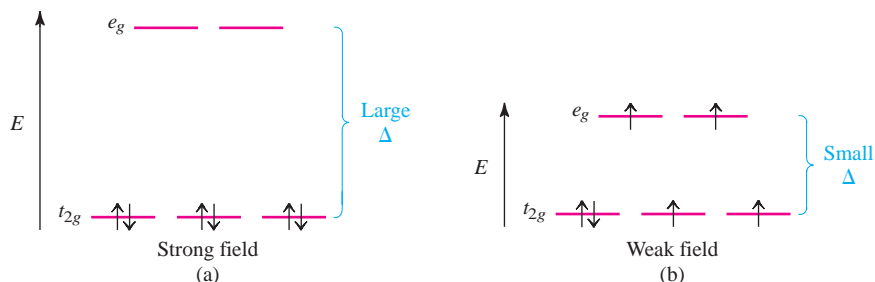
An octahedral arrangement of point-charge ligands and the orientation of the  $3d$  orbitals.

**Figure 21.21**

The energies of the  $3d$  orbitals for a metal ion in an octahedral complex. The  $3d$  orbitals are degenerate (all have the same energy) in the free metal ion. In the octahedral complex the orbitals are split into two sets as shown. The difference in energy between the two sets is designated as  $\Delta$  (delta).

**Figure 21.22**

Possible electron arrangements in the split  $3d$  orbitals in an octahedral complex of  $\text{Co}^{3+}$  (electron configuration  $3d^6$ ). (a) In a strong field (large  $\Delta$  value), the electrons fill the  $t_{2g}$  set first, giving a diamagnetic complex. (b) In a weak field (small  $\Delta$  value), the electrons occupy all five orbitals before any pairing occurs.



It is this **splitting of the  $3d$  orbital energies** (symbolized by  $\Delta$ ) that explains the color and magnetism of complex ions of the first-row transition metal ions. For example, in an octahedral complex of  $\text{Co}^{3+}$  (a metal ion with six  $3d$  electrons), there are two possible ways to place the electrons in the split  $3d$  orbitals (Fig. 21.22). If the splitting produced by the ligands is very large, a situation called the **strong-field case**, the electrons will pair in the lower-energy  $t_{2g}$  orbitals. This gives a *diamagnetic* complex in which all the electrons are paired. On the other hand, if the splitting is small (the **weak-field case**), the electrons will occupy all five orbitals before pairing occurs. In this case the complex has four unpaired electrons and is *paramagnetic*.

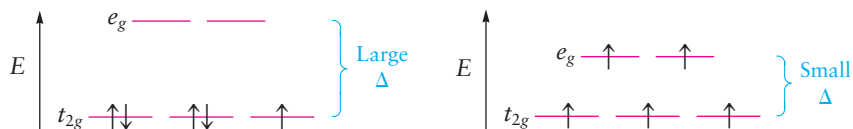
The crystal field model allows us to account for the differences in the magnetic properties of  $\text{Co}(\text{NH}_3)_6^{3+}$  and  $\text{CoF}_6^{3-}$ . The  $\text{Co}(\text{NH}_3)_6^{3+}$  ion is known to be diamagnetic and thus corresponds to the strong-field case, also called the **low-spin case**, since it yields the *minimum* number of unpaired electrons. In contrast, the  $\text{CoF}_6^{3-}$  ion, which is known to have four unpaired electrons, corresponds to the weak-field case, also known as the **high-spin case**, since it gives the *maximum* number of unpaired electrons.

**EXAMPLE 21.4****Crystal Field Model I**

The  $\text{Fe}(\text{CN})_6^{3-}$  ion is known to have one unpaired electron. Does the  $\text{CN}^-$  ligand produce a strong or weak field?

**Solution**

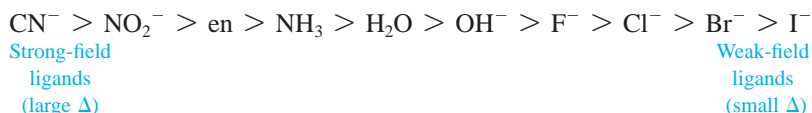
Since the ligand is  $\text{CN}^-$  and the overall complex ion charge is  $3-$ , the metal ion must be  $\text{Fe}^{3+}$ , which has a  $3d^5$  electron configuration. The two possible arrangements of the five electrons in the  $d$  orbitals split by the octahedrally arranged ligands are

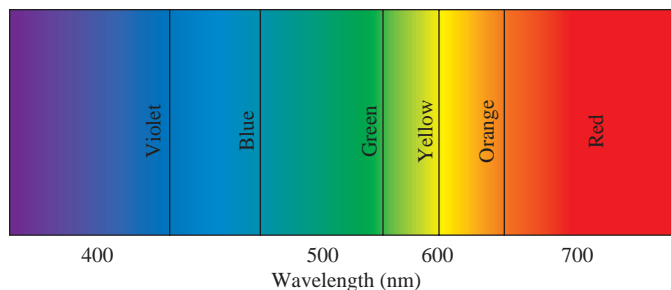


The strong-field case gives one unpaired electron, which agrees with the experimental observation. The  $\text{CN}^-$  ion is a strong-field ligand toward the  $\text{Fe}^{3+}$  ion.

**SEE EXERCISES 21.49 AND 21.50**

From studies of many octahedral complexes, we can arrange ligands in order of their ability to produce  $d$ -orbital splitting. A partial listing of ligands in this **spectrochemical series** is





**Figure 21.23**  
The visible spectrum.

The ligands are arranged in order of decreasing  $\Delta$  values toward a given metal ion.

It also has been observed that *the magnitude of  $\Delta$  for a given ligand increases as the charge on the metal ion increases*. For example,  $\text{NH}_3$  is a weak-field ligand toward  $\text{Co}^{2+}$  but acts as a strong-field ligand toward  $\text{Co}^{3+}$ . This makes sense; as the metal ion charge increases, the ligands will be drawn closer to the metal ion because of the increased charge density. As the ligands move closer, they cause greater splitting of the  $d$  orbitals and produce a larger  $\Delta$  value.

### EXAMPLE 21.5 Crystal Field Model II

Predict the number of unpaired electrons in the complex ion  $[\text{Cr}(\text{CN})_6]^{4-}$ .

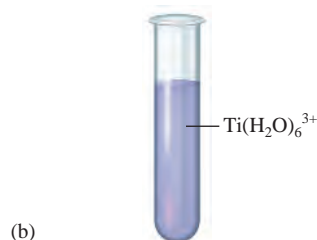
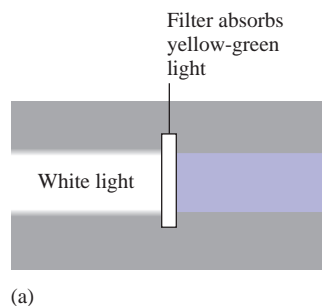
#### Solution

The net charge of  $4-$  means that the metal ion present must be  $\text{Cr}^{2+}$  ( $-6 + 2 = -4$ ), which has a  $3d^4$  electron configuration. Since  $\text{CN}^-$  is a strong-field ligand (see the spectrochemical series), the correct crystal field diagram for  $[\text{Cr}(\text{CN})_6]^{4-}$  is



The complex ion will have two unpaired electrons. Note that the  $\text{CN}^-$  ligand produces such a large splitting that all four electrons will occupy the  $t_{2g}$  set even though two of the electrons must be paired in the same orbital.

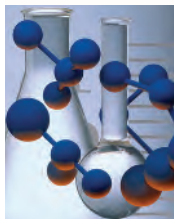
#### SEE EXERCISES 21.51 AND 21.52



**Figure 21.24**  
(a) When white light shines on a filter that absorbs in the yellow-green region, the emerging light is violet.  
(b) Because the complex ion  $\text{Ti}(\text{H}_2\text{O})_6^{3+}$  absorbs yellow-green light, a solution of it is violet.

We have seen how the crystal field model can account for the magnetic properties of octahedral complexes. The same model also can explain the colors of these complex ions. For example,  $\text{Ti}(\text{H}_2\text{O})_6^{3+}$ , an octahedral complex of  $\text{Ti}^{3+}$ , which has a  $3d^1$  electron configuration, is violet because it absorbs light in the middle of the visible region of the spectrum (see Fig. 21.23). When a substance absorbs certain wavelengths of light in the visible region, the color of the substance is determined by the wavelengths of visible light that remain. We say that the substance exhibits the color *complementary* to those absorbed. The  $\text{Ti}(\text{H}_2\text{O})_6^{3+}$  ion is violet because it absorbs light in the yellow-green region, thus letting red light and blue light pass, which gives the observed violet color. This is shown schematically in Fig. 21.24. Table 21.16 shows the general relationship between the wavelengths of visible light absorbed and the approximate color observed.

The reason that the  $\text{Ti}(\text{H}_2\text{O})_6^{3+}$  ion absorbs a specific wavelength of visible light can be traced to the transfer of the lone  $d$  electron between the split  $d$  orbitals, as shown in



## chemical connections

### Transition Metal Ions Lend Color to Gems

The beautiful pure color of gems, so valued by cultures everywhere, arises from trace transition metal ion impurities in minerals that would otherwise be colorless. For example, the stunning red of a ruby, the most valuable of all gemstones, is caused by  $\text{Cr}^{3+}$  ions, which replace about 1% of the  $\text{Al}^{3+}$  ions in the mineral corundum, which is a form of aluminum oxide ( $\text{Al}_2\text{O}_3$ ) that is nearly as hard as diamond. In the corundum structure the  $\text{Cr}^{3+}$  ions are surrounded by six oxide ions at the vertices of an octahedron. This leads to the characteristic octahedral splitting of chromium's  $3d$  orbitals, such that the  $\text{Cr}^{3+}$  ions absorb strongly in the blue-violet and yellow-green regions of the visible spectrum but transmit red light to give the characteristic ruby color. (On the other hand, if some of the  $\text{Al}^{3+}$  ions in the corundum are replaced by a mixture of  $\text{Fe}^{2+}$ ,  $\text{Fe}^{3+}$ , and  $\text{Ti}^{4+}$  ions, the gem is a sapphire with its brilliant blue color; or if some of the  $\text{Al}^{3+}$  ions are replaced by  $\text{Fe}^{3+}$  ions, the stone is a yellow topaz.)

Emeralds are derived from the mineral beryl, a beryllium aluminum silicate (empirical formula  $3\text{BeO} \cdot \text{Al}_2\text{O}_3 \cdot 6\text{SiO}_2$ ). When some of the  $\text{Al}^{3+}$  ions in beryl are replaced by  $\text{Cr}^{3+}$  ions, the characteristic green color of emerald results. In this environment the splitting of the  $\text{Cr}^{3+}$   $3d$  orbitals causes it to strongly absorb yellow and blue-violet light and to transmit green light.

A gem closely related to ruby and emerald is alexandrite, named after Alexander II of Russia. This gem is based on the mineral chrysoberyl, a beryllium aluminate with the empirical formula  $\text{BeO} \cdot \text{Al}_2\text{O}_3$  in which approximately 1% of the  $\text{Al}^{3+}$  ions are replaced by  $\text{Cr}^{3+}$  ions. In the chrysoberyl environment  $\text{Cr}^{3+}$  absorbs strongly in the yellow region of the spectrum. Alexandrite has the interesting property of changing colors depending on the light source. When the first alexandrite stone was discovered deep in a mine in the

Russian Ural Mountains in 1831, it appeared to be a deep red color in the firelight of the miners' lamps. However, when the stone was brought to the surface, its color was blue. This seemingly magical color change occurs because the firelight of a miner's helmet is rich in the yellow and red wavelengths of the visible spectrum but does not contain much blue. Absorption of the yellow by the stone produces a reddish color. However, daylight has much more intensity in the blue region than firelight. Thus the extra blue in the light transmitted by the stone gives it bluish color in daylight.

Once the structure of a natural gem is known, it is usually not very difficult to make the gem artificially. For example, rubies and sapphires are made on a large scale by fusing  $\text{Al}(\text{OH})_3$  with the appropriate transition metal salts at approximately  $1200^\circ\text{C}$  to make the "doped" corundum. With these techniques gems of astonishing size can be manufactured: Rubies as large as 10 lb and sapphires up to 100 lb have been synthesized. Smaller synthetic stones produced for jewelry are virtually identical to the corresponding natural stones, and it takes great skill for a gemologist to tell the difference.



Alexandrite, a gem closely related to ruby and emerald.

**Table 21.16** ▶ Approximate Relationship of Wavelength of Visible Light Absorbed to Color Observed

Absorbed Wavelength in nm (Color)	Observed Color
400 (violet)	Greenish yellow
450 (blue)	Yellow
490 (blue-green)	Red
570 (yellow-green)	Violet
580 (yellow)	Dark blue
600 (orange)	Blue
650 (red)	Green



**Figure 21.25**

The complex ion  $\text{Ti}(\text{H}_2\text{O})_6^{3+}$  can absorb visible light in the yellow-green region to transfer the lone  $d$  electron from the  $t_{2g}$  to the  $e_g$  set.

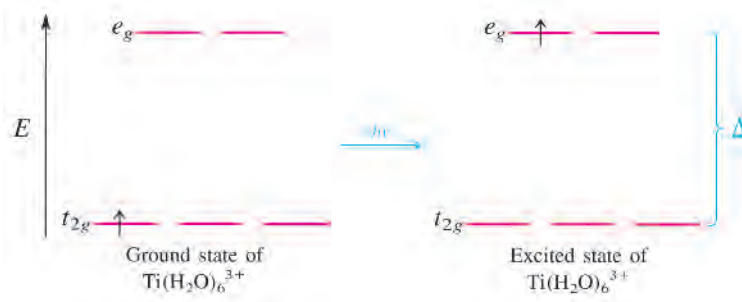


Fig. 21.25. A given photon of light can be absorbed by a molecule only if the wavelength of the light provides exactly the energy needed by the molecule. In other words, the wavelength absorbed is determined by the relationship

$$\Delta E = \frac{hc}{\lambda}$$

where  $\Delta E$  represents the energy spacing in the molecule (we have used simply  $\Delta$  in this chapter) and  $\lambda$  represents the wavelength of light needed. Because the  $d$ -orbital splitting in most octahedral complexes corresponds to the energies of photons in the visible region, octahedral complex ions are usually colored.

Since the ligands coordinated to a given metal ion determine the size of the  $d$ -orbital splitting, the color changes as the ligands are changed. This occurs because a change in  $\Delta$  means a change in the wavelength of light needed to transfer electrons between the  $t_{2g}$  and  $e_g$  orbitals. Several octahedral complexes of  $\text{Cr}^{3+}$  and their colors are listed in Table 21.17.

**Table 21.17** ▶ Several Octahedral Complexes of  $\text{Cr}^{3+}$  and Their Colors

Isomer	Color
$[\text{Cr}(\text{H}_2\text{O})_6]\text{Cl}_3$	Violet
$[\text{Cr}(\text{H}_2\text{O})_5\text{Cl}]\text{Cl}_2$	Blue-green
$[\text{Cr}(\text{H}_2\text{O})_4\text{Cl}_2]\text{Cl}$	Green
$[\text{Cr}(\text{NH}_3)_6]\text{Cl}_3$	Yellow
$[\text{Cr}(\text{NH}_3)_5\text{Cl}]\text{Cl}_2$	Purple
$[\text{Cr}(\text{NH}_3)_4\text{Cl}_2]\text{Cl}$	Violet

## Other Coordination Geometries

Using the same principles developed for octahedral complexes, we will now consider complexes with other geometries. For example, Fig. 21.26 shows a tetrahedral arrangement of point charges in relation to the  $3d$  orbitals of a metal ion. There are two important facts to note:

1. None of the  $3d$  orbitals “point at the ligands” in the tetrahedral arrangement, as the  $d_{x^2-y^2}$  and  $d_{z^2}$  orbitals do in the octahedral case. Thus the tetrahedrally arranged ligands do not differentiate the  $d$  orbitals as much in the tetrahedral case as in the octahedral case. That is, the difference in energy between the split  $d$  orbitals will be significantly less in tetrahedral complexes. Although we will not derive it here, the tetrahedral splitting is  $\frac{4}{9}$  that of the octahedral splitting for a given ligand and metal ion:

$$\Delta_{\text{tet}} = \frac{4}{9}\Delta_{\text{oct}}$$

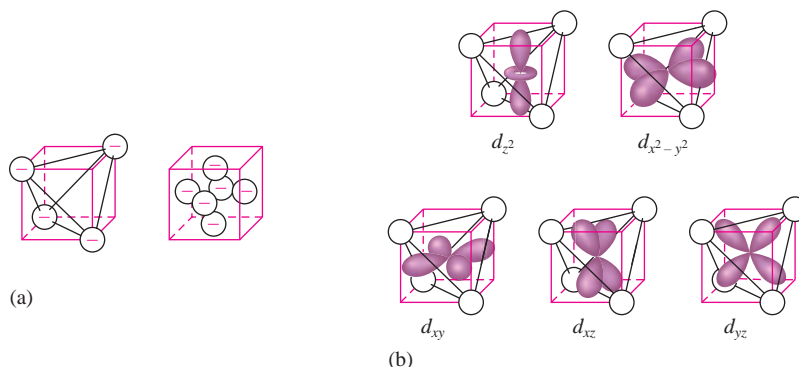
2. Although not exactly pointing at the ligands, the  $d_{xy}$ ,  $d_{xz}$ , and  $d_{yz}$  orbitals are closer to the point charges than are the  $d_{z^2}$  and  $d_{x^2-y^2}$  orbitals. This means that the tetrahedral  $d$ -orbital splitting will be opposite to that for the octahedral arrangement. The two arrangements



Solutions of  $[\text{Cr}(\text{NH}_3)_6]\text{Cl}_3$  (left) and  $[\text{Cr}(\text{NH}_3)_5\text{Cl}]\text{Cl}_2$  (right).

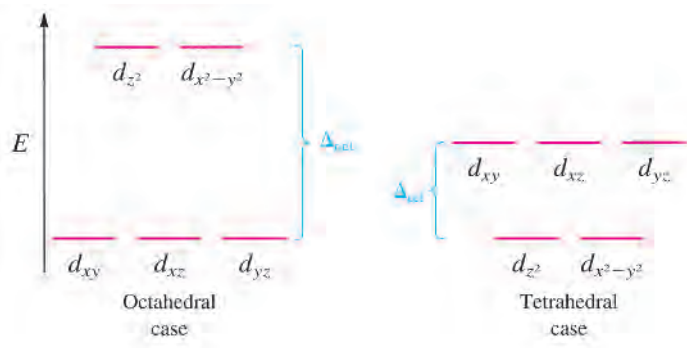
**Figure 21.26**

(a) Tetrahedral and octahedral arrangements of ligands shown inscribed in cubes. Note that in the two types of arrangements, the point charges occupy opposite parts of the cube; the octahedral point charges are at the centers of the cube faces, and the tetrahedral point charges occupy opposite corners of the cube. (b) The orientations of the  $3d$  orbitals relative to the tetrahedral set of point charges.



**Figure 21.27**

The crystal field diagrams for octahedral and tetrahedral complexes. The relative energies of the sets of  $d$  orbitals are reversed. For a given type of ligand, the splitting is much larger for the octahedral complex ( $\Delta_{\text{oct}} > \Delta_{\text{tet}}$ ) because in this arrangement the  $d_{z^2}$  and  $d_{x^2-y^2}$  orbitals point their lobes directly at the point charges and are thus relatively high in energy.



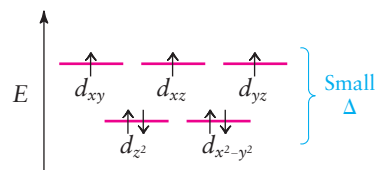
are contrasted in Fig. 21.27. Because the  $d$ -orbital splitting is relatively small for the tetrahedral case, the weak-field case (high-spin case) *always* applies. There are no known ligands powerful enough to produce the strong-field case in a tetrahedral complex.

**EXAMPLE 21.6****Crystal Field Model III**

Give the crystal field diagram for the tetrahedral complex ion  $\text{CoCl}_4^{2-}$ .

**Solution**

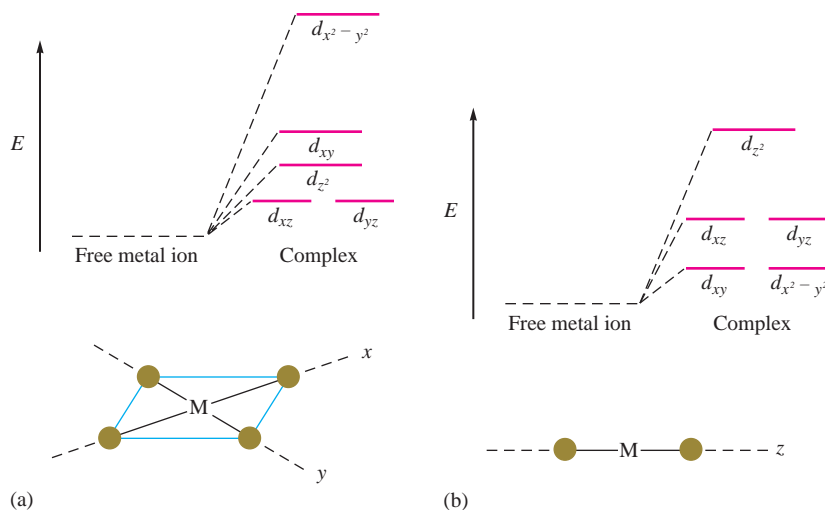
The complex ion contains  $\text{Co}^{2+}$ , which has a  $3d^7$  electron configuration. The splitting of the  $d$  orbitals will be small, since this is a tetrahedral complex, giving the high-spin case with three unpaired electrons.

**SEE EXERCISES 21.57 AND 21.59**

The crystal field model also applies to square planar and linear complexes. The crystal field diagrams for these cases are shown in Fig. 21.28. The ranking of orbitals in these diagrams can be explained by considering the relative orientations of the point charges

**Figure 21.28**

(a) The crystal field diagram for a square planar complex oriented in the  $xy$  plane with ligands along the  $x$  and  $y$  axes. The position of the  $d_{z^2}$  orbital is higher than those of the  $d_{xz}$  and  $d_{yz}$  orbitals because of the “doughnut” of electron density in the  $xy$  plane. The actual position of  $d_{z^2}$  is somewhat uncertain and varies in different square planar complexes. (b) The crystal field diagram for a linear complex where the ligands lie along the  $z$  axis.



and the orbitals. The diagram in Fig. 21.27 for the octahedral arrangement can be used to obtain these orientations. We can obtain the square planar complex by removing the two point charges along the  $z$  axis. This will greatly lower the energy of  $d_{z^2}$ , leaving only  $d_{x^2-y^2}$ , which points at the four remaining ligands as the highest-energy orbital. We can obtain the linear complex from the octahedral arrangement by leaving the two ligands along the  $z$  axis and removing the four in the  $xy$  plane. This means that only the  $d_{z^2}$  points at the ligands and is highest in energy.

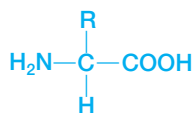
## 21.7 ► The Biologic Importance of Coordination Complexes

The ability of metal ions to coordinate with and release ligands and to easily undergo oxidation and reduction makes them ideal for use in biologic systems. For example, metal ion complexes are used in humans for the transport and storage of oxygen, as electron-transfer agents, as catalysts, and as drugs. Most of the first-row transition metals are essential for human health, as summarized in Table 21.18. We will concentrate on iron's role in biologic systems, since several of its coordination complexes have been studied extensively.

Iron plays a central role in almost all living cells. In mammals, the principal source of energy comes from the oxidation of carbohydrates, proteins, and fats. Although oxygen is the oxidizing agent for these processes, it does not react directly with these molecules. Instead, the electrons from the breakdown of these nutrients are passed along a complex chain of molecules, called the *respiratory chain*, eventually reaching the  $O_2$  molecule. The principal electron-transfer molecules in the respiratory chain are iron-containing species called **cytochromes**, consisting of two main parts: an iron complex called **heme** and a protein. The structure of the heme complex is shown in Fig. 21.29. Note that it contains an iron ion (it can be either  $Fe^{2+}$  or  $Fe^{3+}$ ) coordinated to a rather complicated planar ligand called a **porphyrin**. As a class, porphyrins all contain the same central ring structure but have different substituent groups at the edges of the rings. The various porphyrin molecules act as tetradentate ligands for many metal ions, including iron, cobalt, and magnesium. In fact, *chlorophyll*, a substance essential to the process of photosynthesis, is a magnesium–porphyrin complex of the type shown in Fig. 21.30.

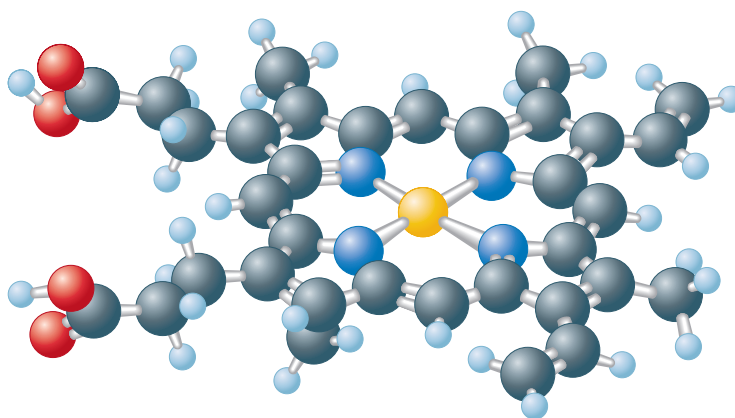
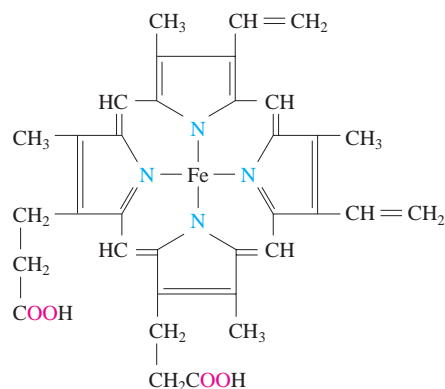
In addition to participating in the transfer of electrons from nutrients to oxygen, iron plays a principal role in the transport and storage of oxygen in mammalian blood and

A protein is a large molecule assembled from amino acids, which have the general structure in which R represents various groups.



**Table 21.18 ► The First-Row Transition Metals and Their Biologic Significance**

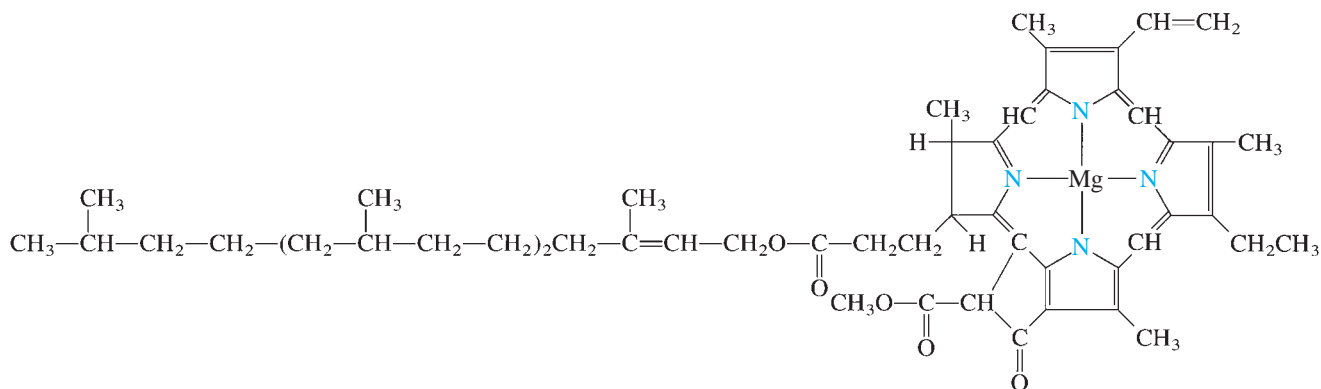
First-Row Transition Metal	Biologic Function(s)
Scandium	None known.
Titanium	None known.
Vanadium	None known in humans.
Chromium	Assists insulin in the control of blood sugar; may also be involved in the control of cholesterol.
Manganese	Necessary for a number of enzymatic reactions.
Iron	Component of hemoglobin and myoglobin; involved in the electron-transport chain.
Cobalt	Component of vitamin $B_{12}$ , which is essential for the metabolism of carbohydrates, fats, and proteins.
Nickel	Component of the enzymes urease and hydrogenase.
Copper	Component of several enzymes; assists in iron storage; involved in the production of color pigments of hair, skin, and eyes.
Zinc	Component of insulin and many enzymes.

**Figure 21.29**

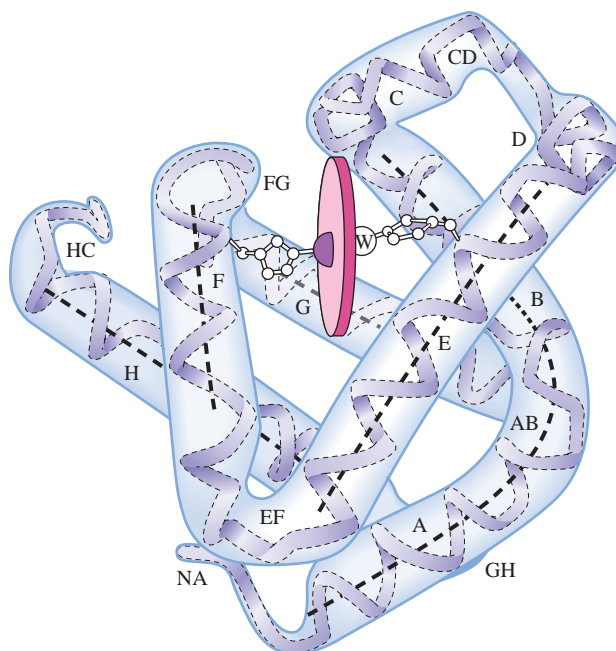
The heme complex, in which an  $\text{Fe}^{2+}$  ion is coordinated to four nitrogen atoms of a planar porphyrin ligand.

tissues. Oxygen is stored in a molecule called **myoglobin**, which consists of a heme complex and a protein in a structure very similar to that of the cytochromes. In myoglobin, the  $\text{Fe}^{2+}$  ion is coordinated to four nitrogen atoms of the porphyrin ring and to a nitrogen atom of the protein chain, as shown in Fig. 21.31. Since  $\text{Fe}^{2+}$  is normally six-coordinate, this leaves one position open for attachment of an  $\text{O}_2$  molecule.

One especially interesting feature of myoglobin is that it involves an  $\text{O}_2$  molecule attaching directly to  $\text{Fe}^{2+}$ . However, if gaseous  $\text{O}_2$  is bubbled into an aqueous solution containing heme, the  $\text{Fe}^{2+}$  is immediately oxidized to  $\text{Fe}^{3+}$ . This oxidation of the  $\text{Fe}^{2+}$  in

**Figure 21.30**

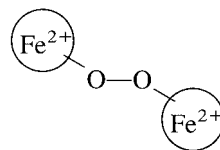
Chlorophyll is a porphyrin complex of  $\text{Mg}^{2+}$ . There are two similar forms of chlorophyll, one of which is shown here.



**Figure 21.31**

A representation of the myoglobin molecule. The  $\text{Fe}^{2+}$  ion is coordinated to four nitrogen atoms in the porphyrin of the heme (represented by the disk in the figure) and on nitrogen from the protein chain. This leaves a sixth coordination position (indicated by the W) available for an oxygen molecule.

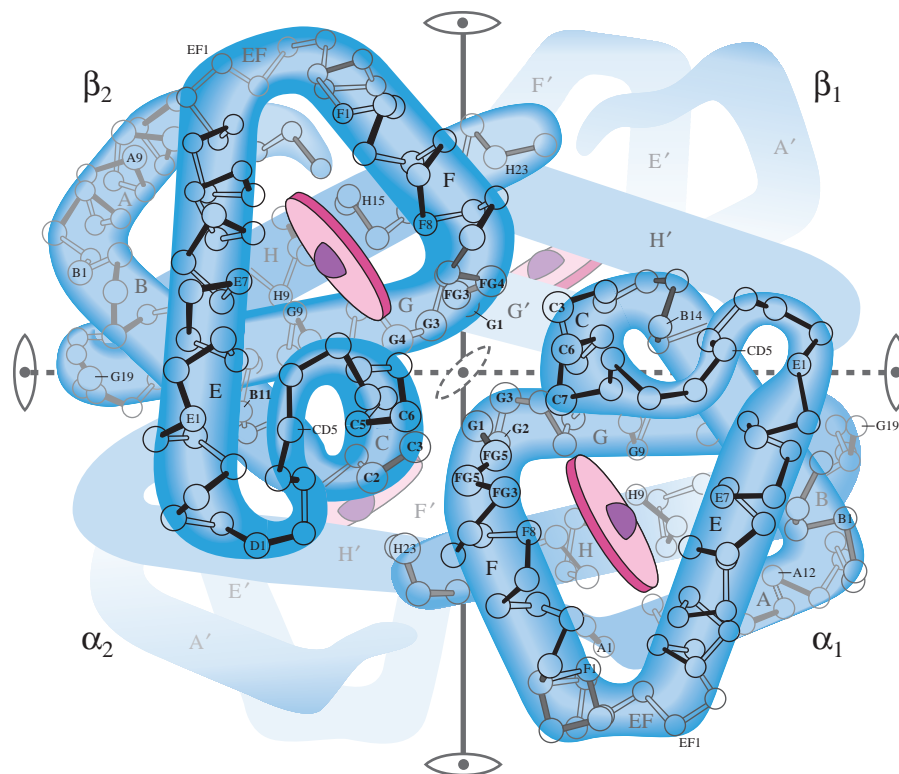
heme does not happen in myoglobin. This fact is of crucial importance because  $\text{Fe}^{3+}$  does not form a coordinate covalent bond with  $\text{O}_2$ , and myoglobin would not function if the bound  $\text{Fe}^{2+}$  could be oxidized. Since the  $\text{Fe}^{2+}$  in the “bare” heme complex can be oxidized, it must be the protein that somehow prevents the oxidation. How? Based on much research, the answer seems to be that the oxidation of  $\text{Fe}^{2+}$  to  $\text{Fe}^{3+}$  involves an oxygen bridge between two iron ions (the circles indicate the ligands):



The bulky protein around the heme group in myoglobin prevents two molecules from getting close enough to form the oxygen bridge, and so oxidation of the  $\text{Fe}^{2+}$  is prevented.

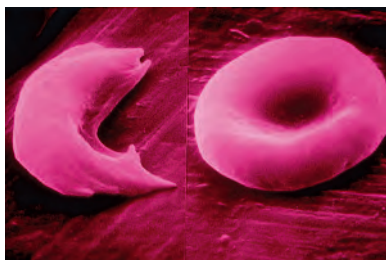
The transport of  $\text{O}_2$  in the blood is carried out by **hemoglobin**, a molecule consisting of four myoglobin-like units, as shown in Fig. 21.32. Each hemoglobin can therefore bind four  $\text{O}_2$  molecules to form a bright red diamagnetic complex. The diamagnetism occurs because oxygen is a strong-field ligand toward  $\text{Fe}^{2+}$ , which has a  $3d^6$  electron configuration. When the oxygen molecule is released, water molecules occupy the sixth coordination position around each  $\text{Fe}^{2+}$ , giving a bluish paramagnetic complex ( $\text{H}_2\text{O}$  is a weak-field ligand toward  $\text{Fe}^{2+}$ ) that gives venous blood its characteristic bluish tint.

Hemoglobin dramatically demonstrates how sensitive the function of a biomolecule is to its structure. In certain people, in the synthesis of the proteins needed for hemoglobin, an improper amino acid is inserted into the protein in two places. This may not seem very serious, since there are several hundred amino acids present. However, because the incorrect amino acid has a nonpolar substituent instead of the polar one found on the proper amino acid, the hemoglobin drastically changes its shape. The red blood cells are then sickle-shaped rather than disk-shaped, as shown in Fig. 21.33. The misshapen cells can aggregate, causing clogging of tiny capillaries. This condition, known as *sickle cell anemia*, is the subject of intense research.



**Figure 21.32**

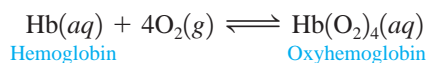
A representation of the hemoglobin structure. There are two slightly different types of protein chains ( $\alpha$  and  $\beta$ ). Each hemoglobin has two  $\alpha$  chains and two  $\beta$  chains, each with a heme complex near the center. Thus each hemoglobin molecule can complex with four  $O_2$  molecules.



**Figure 21.33**

A normal red blood cell (right) and a sickle cell (left), both magnified 18,000 times.

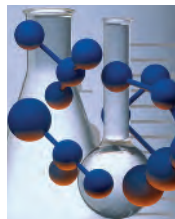
Our knowledge of the workings of hemoglobin allows us to understand the effects of high altitudes on humans. The reaction between hemoglobin and oxygen can be represented by the following equilibrium:



At high altitudes, where the oxygen content of the air is lower, the position of this equilibrium will shift to the left, according to Le Châtelier's principle. Because less oxyhemoglobin is formed, fatigue, dizziness, and even a serious illness called *high-altitude sickness* can result. One way to combat this problem is to use supplemental oxygen, as most high-altitude mountain climbers do. However, this is impractical for people who live at high



Sherpa and Balti porters are acclimatized to high elevations such as those around the K2 mountain peak in Pakistan.



## chemical connections

### Supercharged Blood

During the 1964 Winter Olympics in Innsbruck, Austria, a Finn named Eero Maentyranta won three gold medals in cross-country skiing and immediately became a national hero. His success was due in no small part to the fact that his blood carried 25% to 50% more hemoglobin than the average man's blood. Maentyranta suffered from a rare genetic disorder that results in unusually elevated levels of red blood cells. This extra oxygen-carrying capacity lends itself to increased stamina and endurance, certainly an advantage in the rigorous sport of cross-country skiing. Several years later, geneticists at the University of Helsinki determined that the disorder was due to a mutation of a protein responsible for red blood cell production called the *erythropoietin receptor* (EPO-R). The mutation, which was common in the Maentyranta family, resulted in a protein that was missing 70 amino acids (out of 550). This mutation deleted the portion of the protein that contained the “off switch” for red blood cell production.

Since the discovery of EPO's role in red blood cell production, genetic engineers have been able to synthesize

EPO by bioengineering techniques. The protein, marketed in the United States by Amgen of Thousand Oaks, California, is used by kidney dialysis, AIDS, and cancer patients to boost red blood cell production. It has become biotechnology's biggest revenue producer, with over \$1 billion in annual sales.

While the potential benefits of this protein are obvious, the potential for abuse may be even greater. The Tour de France, thought by many to be the world's greatest endurance race, was rocked in 1998 by controversy when several riders (including three race favorites) were expelled from the race over allegations of blood doping with the red blood cell-enhancing hormone EPO. EPO has become the drug of choice for many endurance athletes trying to gain an unfair advantage because it is metabolized quickly and, being identical to the body's own EPO, is almost impossible to detect by blood or urine analysis. But the hazards are great. Endurance athletes are especially at risk from abuse of EPO due to extreme water loss during the athletic competition, which, when coupled with

elevations. In fact, the human body adapts to the lower oxygen concentrations by making more hemoglobin, causing the equilibrium to shift back to the right. Someone moving from Chicago to Boulder, Colorado (5300 feet), would notice the effects of the new altitude for a couple of weeks, but as the hemoglobin level increased, the effects would disappear. This change is called *high-altitude acclimatization*, which explains why athletes who want to compete at high elevations should practice there for several weeks prior to the event.

Our understanding of the biologic role of iron also allows us to explain the toxicities of substances such as carbon monoxide and the cyanide ion. Both CO and CN<sup>-</sup> are very good ligands toward iron and so can interfere with the normal workings of the iron complexes in the body. For example, carbon monoxide has about 200 times the affinity for the Fe<sup>2+</sup> in hemoglobin as oxygen does. The resulting stable complex, **carboxyhemoglobin**, prevents the normal uptake of O<sub>2</sub>, thus depriving the body of needed oxygen. Asphyxiation can result if enough carbon monoxide is present in the air. The mechanism for the toxicity of the cyanide ion is somewhat different. Cyanide coordinates strongly to cytochrome oxidase, an iron-containing cytochrome enzyme that catalyzes the oxidation–reduction reactions of certain cytochromes. The coordinated cyanide thus prevents the electron-transfer process and rapid death results. Because of its behavior, cyanide is called a *respiratory inhibitor*.

## 21.8 ► Metallurgy and Iron and Steel Production

In the preceding section we saw the importance of iron in biological systems. Of course, iron is also very important in many other ways in our world. In this section we will discuss the isolation of metals from their natural sources and the formulation of metals into useful materials, with special emphasis on the role of iron.



A steel mill in Brazil.

elevated levels of EPO, results in an extreme thickening of the blood. This puts an obvious strain on the heart. Since EPO became available in 1986, several world-class athletes (mostly bicyclists and distance runners) have died under mysterious circumstances thought to be associated with abuse of EPO. Because of the widespread abuse of EPO, new methods of detection have been put in place to limit its impact on organized sports and its participants.

The advantage that Eero Maentyranta gained in the 1964 Olympics was the result of a disorder that he had lived with for his entire life. His body had become accustomed to operating with elevated levels of hemoglobin, and it became a natural advantage. Synthetic EPO holds much promise for those suffering conditions that result in hemoglobin deficiency. But as a performance-enhancing drug, EPO's advantages come with enormous risk.



The 1998 Tour de France.

Metals are very important for structural applications, electrical wires, cooking utensils, tools, decorative items, and many other purposes. However, because the main chemical characteristic of a metal is its ability to give up electrons, almost all metals in nature are found in ores, combined with nonmetals such as oxygen, sulfur, and the halogens. To recover and use these metals, we must separate them from their ores and reduce the metal ions. Then, because most metals are unsuitable for use in the pure state, we must form alloys that have the desired properties. The process of separating a metal from its ore and preparing it for use is known as **metallurgy**. The steps in this process are typically

1. Mining
2. Pretreatment of the ore
3. Reduction to the free metal
4. Purification of the metal (refining)
5. Alloying

An ore can be viewed as a mixture containing **minerals** (relatively pure metal compounds) and **gangue** (sand, clay, and rock). Some typical minerals are listed in Table 21.19. Although silicate minerals are the most common in the earth's crust, they are typically very hard and difficult to process, making metal extraction relatively expensive. Therefore, other ores are used when available.

After mining, an ore must be treated to remove the gangue and to concentrate the mineral. The ore is first pulverized and then processed in a variety of devices, including cyclone separators (see Fig. 21.34), inclined vibrating tables, and flotation tanks.



Table 21.19 Common Minerals Found in Ores

Anion	Examples
None (free metal)	Au, Ag, Pt, Pd, Rh, Ir, Ru
Oxide	Fe <sub>2</sub> O <sub>3</sub> (hematite) Fe <sub>3</sub> O <sub>4</sub> (magnetite) Al <sub>2</sub> O <sub>3</sub> (bauxite) SnO <sub>2</sub> (cassiterite)
Sulfide	PbS (galena) ZnS (sphalerite) FeS <sub>2</sub> (pyrite) HgS (cinnabar) Cu <sub>2</sub> S (chalcocite)
Chloride	NaCl (rock salt) KCl (sylvite) KCl · MgCl <sub>2</sub> (carnalite)
Carbonate	FeCO <sub>3</sub> (siderite) CaCO <sub>3</sub> (limestone) MgCO <sub>3</sub> (magnesite) MgCO <sub>3</sub> · CaCO <sub>3</sub> (dolomite)
Sulfate	CaSO <sub>4</sub> · 2H <sub>2</sub> O (gypsum) BaSO <sub>4</sub> (barite)
Silicate	Be <sub>3</sub> Al <sub>2</sub> Si <sub>6</sub> O <sub>18</sub> (beryl) Al <sub>2</sub> (Si <sub>2</sub> O <sub>8</sub> )(OH) <sub>4</sub> (kaolinite) LiAl(SiO <sub>3</sub> ) <sub>2</sub> (spodumene)

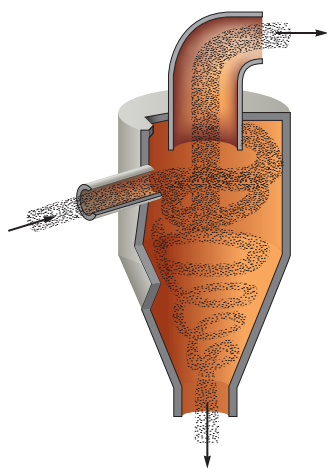
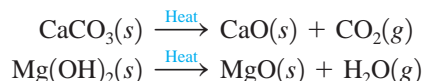


Figure 21.34

A schematic diagram of a cyclone separator. The ore is pulverized and blown into the separator. The more dense mineral particles are thrown toward the walls by centrifugal force and fall down the funnel. The lighter particles (gangue) tend to stay closer to the center and are drawn out through the top by the stream of air.

In the **flotation process**, the crushed ore is fed into a tank containing a water–oil–detergent mixture. Because of the difference in the surface characteristics of the mineral particles and the silicate rock particles, the oil wets the mineral particles. A stream of air blown through the mixture causes tiny bubbles to form on the oil-covered pieces, which then float to the surface, where they can be skimmed off.

After the mineral has been concentrated, it is often chemically altered in preparation for the reduction step. For example, nonoxide minerals are often converted to oxides before reduction. Carbonates and hydroxides can be converted by simple heating:



Sulfide minerals can be converted to oxides by heating in air at temperatures below their melting points, a process called **roasting**:



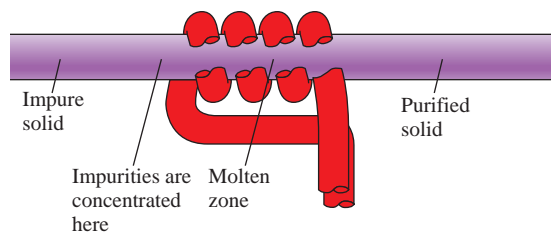
As we have seen earlier, sulfur dioxide causes severe problems if released into the atmosphere, and modern roasting operations collect this gas and use it in the manufacture of sulfuric acid.

The method chosen to reduce the metal ion to the free metal, a process called **smelting**, depends on the affinity of the metal ion for electrons. Some metals are good enough oxidizing agents that the free metal is produced in the roasting process. For example, the roasting reaction for cinnabar is



where the Hg<sup>2+</sup> is reduced by electrons donated by the S<sup>2-</sup> ion, which is then further oxidized by O<sub>2</sub> to form SO<sub>2</sub>.

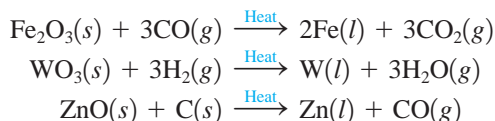
The roasting of a more active metal produces the metal oxide, which must be reduced to obtain the free metal. The most common reducing agents are coke (impure carbon),



**Figure 21.35**

A schematic representation of zone refining.

carbon monoxide, and hydrogen. The following are some common examples of the reduction process:



The most active metals, such as aluminum and the alkali metals, must be reduced electrolytically, usually from molten salts (see Section 18.9).

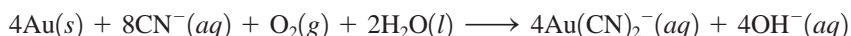
The metal obtained in the reduction step is invariably impure and must be refined. The methods of refining include electrolytic refining (see Section 18.9), oxidation of impurities (as for iron, see below), and distillation of low-boiling metals such as mercury and zinc. One process used when highly pure metals are needed is **zone refining**. In this process a bar of the impure metal travels through a heater (see Fig. 21.35), which causes melting and recrystallizing of the metal as the bar cools. Purification of the metal occurs because as the crystal re-forms, the metal ions are likely to fit much better in the crystal lattice than are the atoms of impurities. Thus the impurities tend to be excluded and carried to the end of the bar. Several repetitions of this process give a very pure metal bar.

## Hydrometallurgy

The metallurgical processes we have considered so far are usually called **pyrometallurgy** (*pyro* means “at high temperatures”). These traditional methods require large quantities of energy and have two other serious problems: atmospheric pollution (mainly by sulfur dioxide) and relatively high costs that make treatment of low-grade ores economically unfeasible.

In the past hundred years, a different process, **hydrometallurgy** (*hydro* means “water”), has been employed to extract metals from ores by use of aqueous chemical solutions, a process called **leaching**. The first two uses of hydrometallurgy were for the extraction of gold from low-grade ores and for the production of aluminum oxide, or alumina, from bauxite, an aluminum-bearing ore.


Gold is sometimes found in ores in the elemental state, but it usually occurs in relatively small concentrations. A process called **cyanidation** treats the crushed ore with an aqueous cyanide solution in the presence of air to dissolve the gold by forming the complex ion  $\text{Au}(\text{CN})_2^-$ :



Pure gold is then recovered by reaction of the solution of  $\text{Au}(\text{CN})_2^-$  with zinc powder to reduce  $\text{Au}^+$  to Au:



The extraction of alumina from bauxite (the Bayer process) leaches the ore with sodium hydroxide at high temperatures and pressures to dissolve the amphoteric aluminum oxide:




Precipitation reactions are discussed in Section 16.2.

This process leaves behind solid impurities such as  $\text{SiO}_2$ ,  $\text{Fe}_2\text{O}_3$ , and  $\text{TiO}_2$ , which are not appreciably soluble in basic solution. After the solid impurities are removed, the pH of the solution is lowered, causing the pure aluminum oxide to re-form. It is then electrolyzed to produce aluminum metal (see Section 18.9).

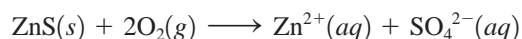
As illustrated by these processes, hydrometallurgy involves two distinct steps: *selective leaching* of a given metal ion from the ore and recovery of the metal ion from the solution by *selective precipitation* as an ionic compound.

The leaching agent can simply be water if the metal-containing compound is a water-soluble chloride or sulfate. However, most commonly, the metal is present in a water-insoluble substance that must somehow be dissolved. The leaching agents used in such cases are usually aqueous solutions containing acids, bases, oxidizing agents, salts, or some combination of these. Often the dissolving process involves the formation of complex ions. For example, when an ore containing water-insoluble lead sulfate is treated with an aqueous sodium chloride solution, the soluble complex ion  $\text{PbCl}_4^{2-}$  is formed:



Formation of a complex ion also occurs in the cyanidation process for the recovery of gold. However, since the gold is present in the ore as particles of metal, it must first be oxidized by oxygen to produce  $\text{Au}^+$ , which then reacts with  $\text{CN}^-$  to form the soluble  $\text{Au}(\text{CN})_2^-$  species. Thus, in this case, the leaching process involves a combination of oxidation and complexation.

Sometimes just oxidation is used. For example, insoluble zinc sulfide can be converted to soluble zinc sulfate by pulverizing the ore and suspending it in water to form a slurry through which oxygen is bubbled:



One advantage of hydrometallurgy over the traditional processes is that sometimes the leaching agent can be pumped directly into the ore deposits in the earth. For example, aqueous sodium carbonate ( $\text{Na}_2\text{CO}_3$ ) can be injected into uranium-bearing ores to form water-soluble complex carbonate ions.

Recovering the metal ions from the leaching solution involves forming an insoluble solid containing the metal ion to be recovered. This step may involve addition of an anion to form an insoluble salt, reduction to the solid metal, or a combination of reduction and precipitation of a salt. Examples of these processes are shown in Table 21.20. Because of its suitability for treating low-grade ores economically and without significant pollution, hydrometallurgy is becoming more popular for recovering many important metals such as copper, nickel, zinc, and uranium.

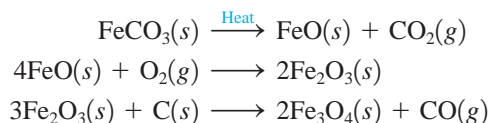
**Table 21.20** ▶ Examples of Methods for Recovery of Metal Ions from Leaching Solutions

Method	Examples		
Precipitation of a salt	$\text{Cu}^{2+}(aq) + \text{S}^{2-}(aq) \longrightarrow \text{CuS}(s)$		
Reduction	$\left\{ \begin{array}{l} \text{Cu}^+(aq) + \text{HCN}(aq) \longrightarrow \text{CuCN}(s) + \text{H}^+(aq) \\ \text{Au}^+(aq) + \text{Fe}^{2+}(aq) \longrightarrow \text{Au}(s) + \text{Fe}^{3+}(aq) \\ \text{Cu}^{2+}(aq) + \text{Fe}(s) \longrightarrow \text{Cu}(s) + \text{Fe}^{2+}(aq) \\ \text{Ni}^{2+}(aq) + \text{H}_2(g) \longrightarrow \text{Ni}(s) + 2\text{H}^+(aq) \\ \text{Cu}^{2+}(aq) + 2e^- \longrightarrow \text{Cu}(s) \\ \text{Al}^{3+}(aq) + 3e^- \longrightarrow \text{Al}(s) \end{array} \right.$		
		Chemical	
			Electrolytic
		Reduction plus precipitation	

## The Metallurgy of Iron

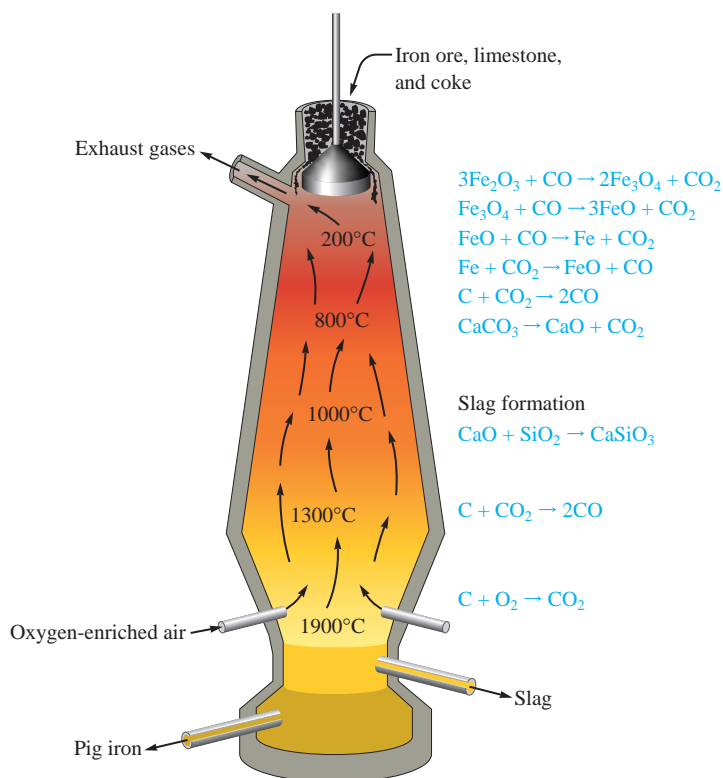
Iron is present in the earth's crust in many types of minerals. *Iron pyrite* ( $\text{FeS}_2$ ) is widely distributed but is not suitable for production of metallic iron and steel because it is almost impossible to remove the last traces of sulfur. The presence of sulfur makes the resulting steel too brittle to be useful. *Siderite* ( $\text{FeCO}_3$ ) is a valuable iron mineral that can be converted to iron oxide by heating. The iron oxide minerals are *hematite* ( $\text{Fe}_2\text{O}_3$ ), the more abundant, and *magnetite* ( $\text{Fe}_3\text{O}_4$ , really  $\text{FeO} \cdot \text{Fe}_2\text{O}_3$ ). *Taconite* ores contain iron oxides mixed with silicates and are more difficult to process than the others. However, taconite ores are being increasingly used as the more desirable ores are consumed.

To concentrate the iron in iron ores, advantage is taken of the natural magnetism of  $\text{Fe}_3\text{O}_4$  (hence its name, *magnetite*). The  $\text{Fe}_3\text{O}_4$  particles can be separated from the gangue by magnets. The ores that are not magnetic are often converted to  $\text{Fe}_3\text{O}_4$ ; hematite is partially reduced to magnetite, while siderite is first converted to  $\text{FeO}$  thermally, then oxidized to  $\text{Fe}_2\text{O}_3$ , and then reduced to  $\text{Fe}_3\text{O}_4$ :



Sometimes the nonmagnetic ores are concentrated by flotation processes.


The most commonly used reduction process for iron takes place in the **blast furnace** (Fig. 21.36). The raw materials required are concentrated iron ore, coke, and limestone (which serves as a *flux* to trap impurities). The furnace, which is approximately 25 feet in diameter, is charged from the top with a mixture of iron ore, coke, and limestone. A very strong blast ( $\sim 350$  mi/h) of hot air is injected at the bottom, where the oxygen reacts with the carbon in the coke to form carbon monoxide, the reducing agent for the iron.



**Figure 21.36**

The blast furnace used in the production of iron.

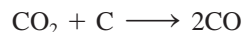
The temperature of the charge increases as it travels down the furnace, with reduction of the iron to iron metal occurring in steps:



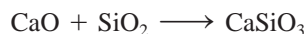
Iron can reduce carbon dioxide,



so complete reduction of the iron occurs only if the carbon dioxide is destroyed by adding excess coke:



The limestone ( $\text{CaCO}_3$ ) in the charge loses carbon dioxide, or *calcines*, in the hot furnace and combines with silica and other impurities to form **slag**, which is mostly molten calcium silicate,  $\text{CaSiO}_3$ ,



and alumina ( $\text{Al}_2\text{O}_3$ ). The slag floats on the molten iron and is skimmed off. The gas that escapes from the top of the furnace contains carbon monoxide, which is combined with air to form carbon dioxide. The energy released in this exothermic reaction is collected in a heat exchanger and used in heating the furnace.

The iron collected from the blast furnace, called **pig iron**, is quite impure. It contains ~90% iron, ~5% carbon, ~2% manganese, ~1% silicon, ~0.3% phosphorus, and ~0.04% sulfur (from impurities in the coke). The production of 1 ton of pig iron requires approximately 1.7 tons of iron ore, 0.5 ton of coke, 0.25 ton of limestone, and 2 tons of air.

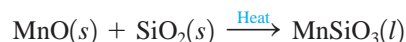
Iron oxide also can be reduced in a **direct reduction furnace**, which operates at much lower temperatures (1300–2000°F) than a blast furnace and produces a solid “sponge iron” rather than molten iron. Because of the milder reaction conditions, the direct reduction furnace requires a higher grade of iron ore (with fewer impurities) than that used in a blast furnace. The iron from the direct reduction furnace is called *DRI* (*directly reduced iron*) and contains ~95% iron, with the balance mainly silica and alumina.

## Production of Steel

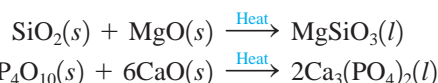
Steel is an alloy and can be classified as **carbon steel**, which contains up to about 1.5% carbon, or **alloy steel**, which contains carbon plus other metals such as Cr, Co, Mn, and Mo. The wide range of mechanical properties associated with steel is determined by its chemical composition and by the heat treatment of the final product.

The production of iron from its ore is fundamentally a reduction process, but the conversion of iron to steel is basically an oxidation process in which unwanted impurities are eliminated. Oxidation is carried out in various ways, but the two most common are the open hearth process and the basic oxygen process.

In the oxidation reactions of steelmaking, the manganese, phosphorus, and silicon in the impure iron react with oxygen to form oxides, which in turn react with appropriate fluxes to form slag. Sulfur enters the slag primarily as sulfides, and excess carbon forms carbon monoxide or carbon dioxide. The flux chosen depends on the major impurities present. If manganese is the chief impurity, an acidic flux of silica is used:

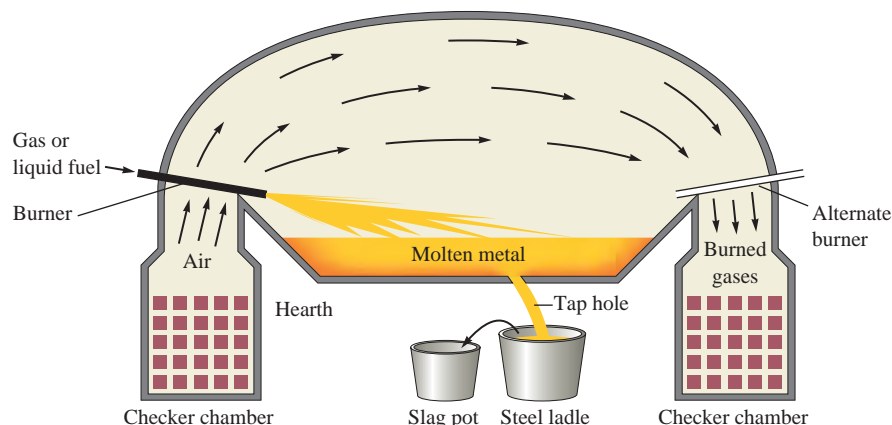


If the main impurity is silicon or phosphorus, a basic flux, usually lime ( $\text{CaO}$ ) or magnesia ( $\text{MgO}$ ), is needed to give reactions such as



**Figure 21.37**

A schematic diagram of the open hearth process for steelmaking. The checker chambers contain bricks that absorb heat from gases passing over the molten charge. The flow of air and gases is reversed periodically.



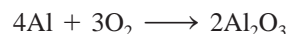
Whether an acidic or a basic slag will be needed is a factor that must be considered when a furnace is constructed so that its refractory linings will be compatible with the slag. Silica bricks would deteriorate quickly in the presence of basic slag, and magnesia or lime bricks would dissolve in acid slag.

The **open hearth process** (Fig. 21.37) uses a dishlike container that holds 100 to 200 tons of molten iron. An external heat source is required to keep the iron molten, and a concave roof over the container reflects heat back toward the iron surface. A blast of air or oxygen is passed over the surface of the iron to react with impurities. Silicon and manganese are oxidized first and enter the slag, followed by oxidation of carbon to carbon monoxide, which causes agitation and foaming of the molten bath. The exothermic oxidation of carbon raises the temperature of the bath, causing the limestone flux to calcine:



The resulting lime floats to the top of the molten mixture (an event called the *lime boil*), where it combines with phosphates, sulfates, and silicates. Next comes the refining process, which involves continued oxidation of carbon and other impurities. Because the melting point increases as the carbon content decreases, the bath temperatures must be increased during this phase of the operation. If the carbon content falls below that desired in the final product, coke or pig iron may be added.

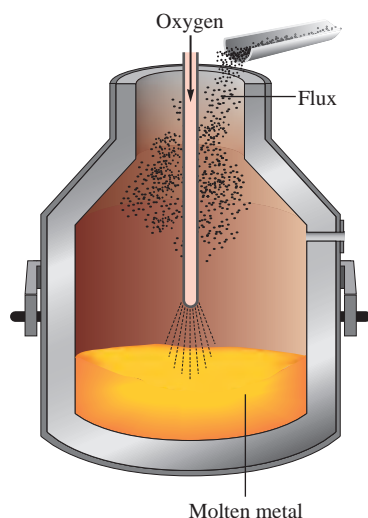
The final composition of the steel is “fine-tuned” after the charge is poured. For example, aluminum is sometimes added at this stage to remove trace amounts of oxygen via the reaction



Alloying metals such as vanadium, chromium, titanium, manganese, and nickel are also added to give the steel the properties needed for a specific application.

The processing of a batch of steel by the open hearth process is quite slow, taking up to 8 hours. The **basic oxygen process** is much faster. Molten pig iron and scrap iron are placed in a barrel-shaped container (Fig. 21.38) that can hold as much as 300 tons of material. A high-pressure blast of oxygen is directed at the surface of the molten iron, oxidizing impurities in a manner very similar to that used in the open hearth process. Fluxes are added after the oxygen blow begins. One advantage of this process is that the exothermic oxidation reactions proceed so rapidly that they produce enough heat to raise the temperature nearly to the boiling point of iron without an external heat source. Also, at these high temperatures only about an hour is needed to complete the oxidation processes.

The **electric arc method**, which was once used only for small batches of specialty steels, is being utilized more and more in the steel industry. In this process an electric arc between carbon electrodes is used to melt the charge. This means that no fuel-borne impurities are added to the steel, since no fuel is needed. Also, higher temperatures are possible than in the open hearth or basic oxygen processes, and this leads to more effective

**Figure 21.38**

The basic oxygen process for steelmaking.

Table 21.21 ▶ Percent Composition and Uses of Various Types of Steel

Type of Steel	% Carbon	% Manganese	% Phosphorus	% Sulfur	% Silicon	% Nickel	% Chromium	% Other	Uses
Plain carbon	≤1.35	≤1.65	≤0.04	≤0.05	≤0.60	—	—	—	Sheet steel, tools
High-strength (low-alloy)	≤0.25	≤1.65	≤0.04	≤0.05	0.15–0.9	0.4–1	0.3–1.3	Cu (0.2–0.6) Sb (0.01–0.08) V (0.01–0.08)	Transportation equipment, structural beams
Alloy	≤1.00	≤3.50	≤0.04	≤0.05	0.15–2.0	0.25–10.0	0.25–4.0	Mo (0.08–4.0) V (0–0.2) W (0–18) Co (0–5)	Automobile and aircraft engine parts
Stainless	0.03–1.2	1.0–10	0.04–0.06	≤0.03	1–3	1–22	4.0–27	—	Engine parts, steam turbine parts, kitchen utensils
Silicon	—	—	—	—	0.5–5.0	—	—	—	Electric motors and transformers

removal of sulfur and phosphorus impurities. Oxygen is added in this process so that the oxide impurities in the steel can be controlled effectively.

### Heat Treatment of Steel

Refer to Section 10.3 for a review of packing and crystal lattices.

One way of producing the desired physical properties in steel is by controlling the chemical composition (see Table 21.21). Another method for tailoring the properties of steel involves heat treatment. Pure iron exists in two different crystalline forms, depending on the temperature. At any temperature below 912°C, iron has a body-centered cubic structure and is called *α-iron*. Between 912°C and 1394°C, iron has a face-centered cubic structure called *austenite*, or *γ-iron*. At 1394°C, iron changes to *δ-iron*, a body-centered cubic structure identical to *α-iron*.

When iron is alloyed with carbon, which fits into holes among the iron atoms to form the interstitial alloy *carbon steel*, the situation becomes even more complex. For example, the temperature at which *α-iron* changes to austenite is lowered by about 200°C. Also, at high temperatures iron and carbon react by an endothermic reversible reaction to form an iron carbide called *cementite*:



By Le Châtelier's principle, we can predict that cementite will become more stable relative to iron and carbon as the temperature is increased. This is the observed result.

Thus steel is really a mixture of iron metal in one of its crystal forms, carbon, and cementite. The proportions of these components are very important in determining the physical properties of steel.

When steel is heated to temperatures in the region of 1000°C, much of the carbon is converted to cementite. If the steel is then allowed to cool slowly, the equilibrium shown above shifts to the left, and small crystals of carbon precipitate, giving a steel that is relatively ductile. If the cooling is very rapid, the equilibrium does not have time to adjust. The cementite is trapped, and the steel has a high cementite content, making it quite brittle. The proportions of carbon crystals and cementite can be “fine-tuned” to give the desired properties by heating to intermediate temperatures followed by rapid cooling, a process called

**tempering.** The rate of heating and cooling determines not only the amounts of cementite present but also the size of its crystals and the form of crystalline iron present.

## For Review

### ► Key Terms

#### Section 21.1

complex ion  
first-row transition metals  
lanthanide contraction  
lanthanide series

#### Section 21.3

coordination compound  
counterion  
oxidation state  
coordination number  
ligand  
coordinate covalent bond  
monodentate (unidentate) ligand  
chelating ligand (chelate)  
bidentate ligand

#### Section 21.4

isomers  
structural isomerism  
stereoisomerism  
coordination isomerism  
linkage isomerism  
geometrical (*cis-trans*) isomerism  
*trans* isomer  
*cis* isomer  
optical isomerism  
chiral  
enantiomers

#### Section 21.6

crystal field model  
*d*-orbital splitting  
strong-field (low-spin) case  
weak-field (high-spin) case  
spectrochemical series

#### Section 21.7

cytochromes  
heme  
porphyrin  
myoglobin  
hemoglobin  
carboxyhemoglobin

#### Section 21.8

metallurgy  
minerals  
gangue  
flotation process

#### First-row transition metals (scandium–zinc)

- All have one or more electrons in the  $4s$  orbital and various numbers of  $3d$  electrons
- All exhibit metallic properties
  - A particular element often shows more than one oxidation state in its compounds
- Most compounds are colored, and many are paramagnetic
- Most commonly form coordination compounds containing a complex ion involving ligands (Lewis bases) attached to a central transition metal ion
  - The number of attached ligands (called the coordination number) can vary from 2 to 8, with 4 and 6 being most common
- Many transition metal ions have major biologic importance in molecules such as enzymes and those that transport and store oxygen
  - Chelating ligands form more than one bond to the transition metal ion

#### Isomerism

- Isomers: two or more compounds with the same formula but different properties
  - Coordination isomerism: the composition of the coordination sphere varies
  - Linkage isomerism: the point of attachment of one or more ligands varies
  - Stereoisomerism: isomers have identical bonds but different spatial arrangements
    - Geometric isomerism: ligands assume different relative positions in the coordination sphere; examples are *cis* and *trans* isomers
    - Optical isomerism: molecules with nonsuperimposable mirror images rotate plane-polarized light in opposite directions

#### Spectral and magnetic properties

- Usually explained in terms of the crystal field model
- Model assumes the ligands are point charges that split the energies of the  $3d$  orbitals
- Color and magnetism are explained in terms of how the  $3d$  electrons occupy the split  $3d$  energy levels
  - Strong-field case: relatively large orbital splitting
  - Weak-field case: relatively small orbital splitting

#### Metallurgy

- The processes connected with separating a metal from its ore
  - The minerals in ores are often converted to oxides (roasting) before being reduced to the metal (smelting)
- The metallurgy of iron: most common method for reduction uses a blast furnace; process involves iron ore, coke, and limestone
  - Impure product (~90% iron) is called pig iron
- Steel is manufactured by oxidizing the impurities in pig iron

#### REVIEW QUESTIONS

1. What two first-row transition metals have unexpected electron configurations? A statement in the text says that first-row transition metal ions do not have  $4s$



roasting  
 smelting  
 zone refining  
 pyrometallurgy  
 hydrometallurgy  
 leaching  
 cyanidation  
 blast furnace  
 slag  
 pig iron  
 direct reduction furnace  
 carbon steel  
 alloy steel  
 open hearth process  
 basic oxygen process  
 electric arc method  
 tempering

electrons. Why not? Why do transition metal ions often have several oxidation states, whereas representative metals generally have only one?

- Define each of the following terms:
  - coordination compound
  - complex ion
  - counterions
  - coordination number
  - ligand
  - chelate
  - bidentate

How would transition metal ions be classified using the Lewis definition of acids and bases? What must a ligand have to bond to a metal? What do we mean when we say that a bond is a “coordinate covalent bond”?
- When a metal ion has a coordination number of 2, 4, or 6, what are the observed geometries and associated bond angles? For each of the following, give the correct formulas for the complex ions.
  - linear  $\text{Ag}^+$  complex ions having  $\text{CN}^-$  ligands
  - tetrahedral  $\text{Cu}^+$  complex ions having  $\text{H}_2\text{O}$  ligands
  - tetrahedral  $\text{Mn}^{2+}$  complex ions having oxalate ligands
  - square planar  $\text{Pt}^{2+}$  complex ions having  $\text{NH}_3$  ligands
  - octahedral  $\text{Fe}^{3+}$  complex ions having EDTA ligands
  - octahedral  $\text{Co}^{2+}$  complex ions having  $\text{Cl}^-$  ligands
  - octahedral  $\text{Cr}^{3+}$  complex ions having ethylenediamine ligands

What is the electron configuration for the metal ion in each of the complex ions in a–g?
- What is wrong with the following formula–name combinations? Give the correct names for each.
 

a. $[\text{Cu}(\text{NH}_3)_4]\text{Cl}_2$	copperamine chloride
b. $[\text{Ni}(\text{en})_2]\text{SO}_4$	bis(ethylenediamine)nickel(IV) sulfate
c. $\text{K}[\text{Cr}(\text{H}_2\text{O})_2\text{Cl}_4]$	potassium tetrachlorodiaquachromium(III)
d. $\text{Na}_4[\text{Co}(\text{CN})_4\text{C}_2\text{O}_4]$	tetrasodium tetracyanooxalatocobaltate(II)
- Define each of the following and give examples of each.
  - isomer
  - structural isomer
  - stereoisomer
  - coordination isomer
  - linkage isomer
  - geometrical isomer
  - optical isomer

Consider the *cis* and *trans* forms of the octahedral complex  $\text{Cr}(\text{en})_2\text{Cl}_2$ . Are both of these isomers optically active? Explain.

Another way to determine whether a substance is optically active is to look for a plane of symmetry in the molecule. If a substance has a plane of symmetry, then it will not exhibit optical activity (the mirror image will be superimposable). Show the plane of symmetry in the *trans* isomer and prove to yourself that the *cis* isomer does not have a plane of symmetry.
- What is the major focus of the crystal field model? Why are the *d* orbitals split into two sets for an octahedral complex? What are the two sets of orbitals?
 

Define each of the following.

  - weak-field ligand
  - strong-field ligand
  - low-spin complex
  - high-spin complex

Why is  $\text{Co}(\text{NH}_3)_6^{3+}$  diamagnetic whereas  $\text{CoF}_6^{3-}$  is paramagnetic? Some octahedral complex ions have the same  $d$ -orbital splitting diagrams whether they are high-spin or low-spin. For which of the following is this true?

- $\text{V}^{3+}$
- $\text{Ni}^{2+}$
- $\text{Ru}^{2+}$

7. The crystal field model predicts magnetic properties of complex ions and explains the colors of these complex ions. How? Solutions of  $[\text{Cr}(\text{NH}_3)_6]\text{Cl}_3$  are yellow, but  $\text{Cr}(\text{NH}_3)_6^{3+}$  does not absorb yellow light. Why? What color light is absorbed by  $\text{Cr}(\text{NH}_3)_6^{3+}$ ? What is the spectrochemical series, and how can the study of light absorbed by various complex ions be used to develop this series? Would you expect  $\text{Co}(\text{NH}_3)_6^{2+}$  to absorb light of a longer or shorter wavelength than  $\text{Co}(\text{NH}_3)_6^{3+}$ ? Explain.

8. Why do tetrahedral complex ions have a different crystal field diagram than octahedral complex ions? What is the tetrahedral crystal field diagram? Why are virtually all tetrahedral complex ions “high spin”?

Explain the crystal field diagram for square planar complex ions and for linear complex ions.

9. Review Table 21.18, which lists some important biological functions associated with different first-row transition metals. The transport of  $\text{O}_2$  in the blood is carried out by hemoglobin. Briefly explain how hemoglobin transports  $\text{O}_2$  in the blood.

10. Define and give an example of each of the following.

- roasting
- smelting
- flotation
- leaching
- gangue

What are the advantages and disadvantages of hydrometallurgy? Describe the process by which a metal is purified by zone refining.

## ► Active Learning Questions

These questions are designed to be used by groups of students in class.

- You isolate a compound with the formula  $\text{PtCl}_4 \cdot 2\text{KCl}$ . From electrical conductance tests of an aqueous solution of the compound, you find that three ions per formula unit are present, and you also notice that addition of  $\text{AgNO}_3$  does not cause a precipitate. Give the formula for this compound that shows the complex ion present. Explain your findings. Name this compound.
- Both  $\text{Ni}(\text{NH}_3)_4^{2+}$  and  $\text{Ni}(\text{SCN})_4^{2-}$  have four ligands. The first is paramagnetic, and the second is diamagnetic. Are the complex ions tetrahedral or square planar? Explain.
- Which is more likely to be paramagnetic,  $\text{Fe}(\text{CN})_6^{4-}$  or  $\text{Fe}(\text{H}_2\text{O})_6^{2+}$ ? Explain.
- A metal ion in a high-spin octahedral complex has two more unpaired electrons than the same ion does in a low-spin octahedral complex. Name some possible metal ions for which this would be true.

A blue question or exercise number indicates that the answer to that question or exercise appears at the back of this book and a solution appears in the *Solutions Guide*, as found on PowerLecture.

## ► Questions

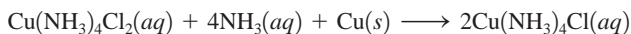
- Oxalic acid is often used to remove rust stains. What properties of oxalic acid allow it to do this?
- Four different octahedral chromium coordination compounds exist that all have the same oxidation state for chromium and have  $\text{H}_2\text{O}$  and  $\text{Cl}^-$  as the ligands and counterions. When 1 mol of each of the four compounds is dissolved in water, how many mol of silver chloride will precipitate upon addition of excess  $\text{AgNO}_3$ ?
- Figure 21.17 shows that the *cis* isomer of  $\text{Co}(\text{en})_2\text{Cl}_2^+$  is optically active while the *trans* isomer is not optically active. Is the same true for  $\text{Co}(\text{NH}_3)_4\text{Cl}_2^+$ ? Explain.
- A certain first-row transition metal ion forms many different colored solutions. When four coordination compounds of this metal,

each having the same coordination number, are dissolved in water, the colors of the solutions are red, yellow, green, and blue. Further experiments reveal that two of the complex ions are paramagnetic with four unpaired electrons and the other two are diamagnetic. What can be deduced from this information about the four coordination compounds?

9.  $\text{CoCl}_4^{2-}$  forms a tetrahedral complex ion and  $\text{Co}(\text{CN})_6^{3-}$  forms an octahedral complex ion. What is wrong about the following statements concerning each complex ion and the  $d$  orbital splitting diagrams?
- $\text{CoCl}_4^{2-}$  is an example of a strong-field case having two unpaired electrons.
  - Because  $\text{CN}^-$  is a weak-field ligand,  $\text{Co}(\text{CN})_6^{3-}$  will be a low-spin case having four unpaired electrons.
10. The following statements discuss some coordination compounds. For each coordination compound, give the complex ion and the counterions, the electron configuration of the transition metal, and the geometry of the complex ion.
- $\text{CoCl}_2 \cdot 6\text{H}_2\text{O}$  is a compound used in novelty devices that predict rain.
  - During the developing process of black-and-white film, silver bromide is removed from photographic film by the fixer. The major component of the fixer is sodium thiosulfate. The equation for the reaction is:



- In the production of printed circuit boards for the electronics industry, a thin layer of copper is laminated onto an insulating plastic board. Next, a circuit pattern made of a chemically resistant polymer is printed on the board. The unwanted copper is removed by chemical etching, and the protective polymer is finally removed by solvents. One etching reaction is:



Assume these copper complex ions have tetrahedral geometry.

- When concentrated hydrochloric acid is added to a red solution containing the  $\text{Co}(\text{H}_2\text{O})_6^{2+}$  complex ion, the solution turns blue as the tetrahedral  $\text{CoCl}_4^{2-}$  complex ion forms. Explain this color change.
- Tetrahedral complexes of  $\text{Co}^{2+}$  are quite common. Use a  $d$ -orbital splitting diagram to rationalize the stability of  $\text{Co}^{2+}$  tetrahedral complex ions.
- Which of the following ligands are capable of linkage isomerism? Explain your answer.



- Compounds of copper(II) are generally colored, but compounds of copper(I) are not. Explain. Would you expect  $\text{Cd}(\text{NH}_3)_4\text{Cl}_2$  to be colored? Explain.
- Compounds of  $\text{Sc}^{3+}$  are not colored, but those of  $\text{Ti}^{3+}$  and  $\text{V}^{3+}$  are. Why?
- Almost all metals in nature are found as ionic compounds in ores instead of being in the pure state. Why? What must be done to a sample of ore to obtain a metal substance that has desirable properties?

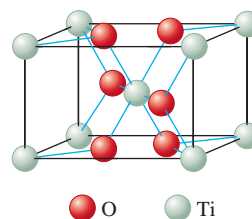
## ► Exercises

In this section similar exercises are paired.

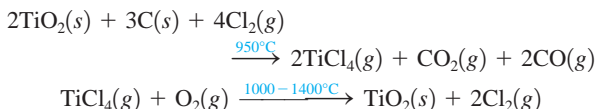
### Transition Metals and Coordination Compounds

- Write electron configurations for the following metals.
  - Ni
  - Cd
  - Zr
  - Os
- Write electron configurations for the following ions.
  - $\text{Ni}^{2+}$
  - $\text{Zr}^{3+}$  and  $\text{Zr}^{4+}$
  - $\text{Cd}^{2+}$
  - $\text{Os}^{2+}$  and  $\text{Os}^{3+}$
- Write electron configurations for each of the following.
  - Ti,  $\text{Ti}^{2+}$ ,  $\text{Ti}^{4+}$
  - Re,  $\text{Re}^{2+}$ ,  $\text{Re}^{3+}$
  - Ir,  $\text{Ir}^{2+}$ ,  $\text{Ir}^{3+}$
- Write electron configurations for each of the following.
  - Cr,  $\text{Cr}^{2+}$ ,  $\text{Cr}^{3+}$
  - Cu,  $\text{Cu}^+$ ,  $\text{Cu}^{2+}$
  - V,  $\text{V}^{2+}$ ,  $\text{V}^{3+}$
- What is the electron configuration for the transition metal ion in each of the following compounds?
  - $\text{K}_3[\text{Fe}(\text{CN})_6]$
  - $[\text{Ag}(\text{NH}_3)_2]\text{Cl}$
  - $[\text{Ni}(\text{H}_2\text{O})_6]\text{Br}_2$
  - $[\text{Cr}(\text{H}_2\text{O})_4(\text{NO}_2)_2]\text{I}$
- What is the electron configuration for the transition metal ion(s) in each of the following compounds?
  - $(\text{NH}_4)_2[\text{Fe}(\text{H}_2\text{O})_2\text{Cl}_4]$
  - $[\text{Co}(\text{NH}_3)_2(\text{NH}_2\text{CH}_2\text{CH}_2\text{NH}_2)_2]\text{I}_2$
  - $\text{Na}_2[\text{TaF}_7]$
  - $[\text{Pt}(\text{NH}_3)_4\text{I}_2][\text{PtI}_4]$   
Pt forms +2 and +4 oxidation states in compounds.

- Molybdenum is obtained as a by-product of copper mining or is mined directly (primary deposits are in the Rocky Mountains in Colorado). In both cases it is obtained as  $\text{MoS}_2$ , which is then converted to  $\text{MoO}_3$ . The  $\text{MoO}_3$  can be used directly in the production of stainless steel for high-speed tools (which accounts for about 85% of the molybdenum used). Molybdenum can be purified by dissolving  $\text{MoO}_3$  in aqueous ammonia and crystallizing ammonium molybdate. Depending on conditions, either  $(\text{NH}_4)_2\text{Mo}_2\text{O}_7$  or  $(\text{NH}_4)_6\text{Mo}_7\text{O}_{24} \cdot 4\text{H}_2\text{O}$  is obtained.
  - Give names for  $\text{MoS}_2$  and  $\text{MoO}_3$ .
  - What is the oxidation state of Mo in each of the compounds mentioned above?
- Titanium dioxide, the most widely used white pigment, occurs naturally but is often colored by the presence of impurities. The chloride process is often used in purifying rutile, a mineral form of titanium dioxide.
  - Show that the unit cell for rutile, shown below, conforms to the formula  $\text{TiO}_2$ . (*Hint*: Recall the discussion in Sections 10.4 and 10.7.)



b. The reactions for the chloride process are

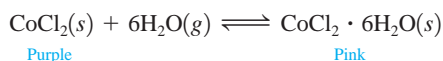


Assign oxidation states to the elements in both reactions. Which elements are being reduced, and which are being oxidized? Identify the oxidizing agent and the reducing agent in each reaction.

25. What is the lanthanide contraction? How does the lanthanide contraction affect the properties of the  $4d$  and  $5d$  transition metals?
26. We expect the atomic radius to increase down a group in the periodic table. Can you suggest why the atomic radius of hafnium breaks this rule? (See the following data.)

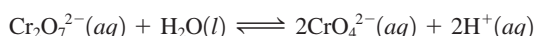
Element	Atomic Radius (Å)	Element	Atomic Radius (Å)
Sc	1.57	Ti	1.477
Y	1.693	Zr	1.593
La	1.915	Hf	1.476

27. Novelty devices for predicting rain contain cobalt(II) chloride and are based on the following equilibrium:




What color will such an indicator be if rain is imminent?

28. Chromium(VI) forms two different oxyanions, the orange dichromate ion,  $\text{Cr}_2\text{O}_7^{2-}$ , and the yellow chromate ion,  $\text{CrO}_4^{2-}$ . The equilibrium reaction between the two ions is

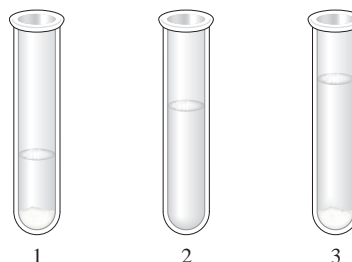


The following pictures show what happens when sodium hydroxide is added to a dichromate solution.



Explain what happened.

29. A series of chemicals was added to some  $\text{AgNO}_3(aq)$ .  $\text{NaCl}(aq)$  was added first to the silver nitrate solution with the end result shown in test tube 1,  $\text{NH}_3(aq)$  was then added with the end result shown in test tube 2, and  $\text{HNO}_3(aq)$  was added last with the end result shown in test tube 3.



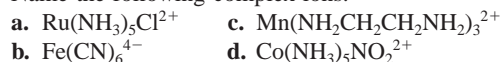
Explain the results shown in each test tube. Include a balanced equation for the reaction(s) taking place.

30. When an aqueous solution of KCN is added to a solution containing  $\text{Ni}^{2+}$  ions, a precipitate forms, which redissolves on addition of more KCN solution. Write reactions describing what happens in this solution. [Hint:  $\text{CN}^-$  is a Brønsted–Lowry base ( $K_b \approx 10^{-5}$ ) and a Lewis base.]

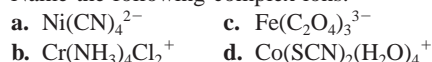
31. Consider aqueous solutions of the following coordination compounds:  $\text{Co}(\text{NH}_3)_6\text{I}_3$ ,  $\text{Pt}(\text{NH}_3)_4\text{I}_4$ ,  $\text{Na}_2\text{PtI}_6$ , and  $\text{Cr}(\text{NH}_3)_4\text{I}_3$ . If aqueous  $\text{AgNO}_3$  is added to separate beakers containing solutions of each coordination compound, how many moles of AgI will precipitate per mole of transition metal present? Assume that each transition metal ion forms an octahedral complex.

32. A coordination compound of cobalt(III) contains four ammonia molecules, one sulfate ion, and one chloride ion. Addition of aqueous  $\text{BaCl}_2$  solution to an aqueous solution of the compound gives no precipitate. Addition of aqueous  $\text{AgNO}_3$  to an aqueous solution of the compound produces a white precipitate. Propose a structure for this coordination compound.

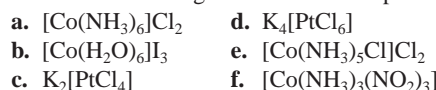
33. Name the following complex ions.



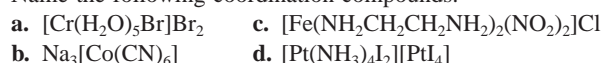
34. Name the following complex ions.



35. Name the following coordination compounds.



36. Name the following coordination compounds.



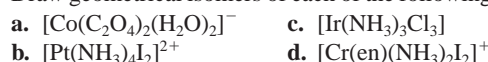
37. Give formulas for the following.

- a. potassium tetrachlorocobaltate(II)  
 b. aquatrichloroplatinum(II) bromide  
 c. sodium dicyanobis(oxalato)ferrate(III)  
 d. triamminechloroethylenediaminechromium(III) iodide

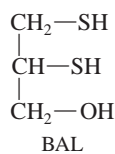
38. Give formulas for the following complex ions.

- a. tetrachloroferrate(III) ion  
 b. pentaammineaquaruthenium(III) ion  
 c. tetracarbonyldihydroxochromium(III) ion  
 d. amminetrichloroplatinate(II) ion

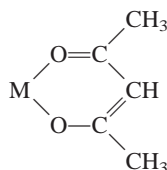
39. Draw geometrical isomers of each of the following complex ions.



40. Draw structures of each of the following.
- cis*-dichloroethylenediamineplatinum(II)
  - trans*-dichlorobis(ethylenediamine)cobalt(II)
  - cis*-tetraamminechloronitrocobalt(III) ion
  - trans*-tetraamminechloronitrocobalt(III) ion
  - trans*-diaquabis(ethylenediamine)copper(II) ion
41. The carbonate ion ( $\text{CO}_3^{2-}$ ) can act as either a monodentate or a bidentate ligand. Draw a picture of  $\text{CO}_3^{2-}$  coordinating to a metal ion as a monodentate and as a bidentate ligand. The carbonate ion can also act as a bridge between two metal ions. Draw a picture of a  $\text{CO}_3^{2-}$  ion bridging between two metal ions.
42. BAL is a chelating agent used in treating heavy metal poisoning. It acts as a bidentate ligand. What type of linkage isomers are possible when BAL coordinates to a metal ion?



43. Draw all geometrical and linkage isomers of  $\text{Co}(\text{NH}_3)_4(\text{NO}_2)_2$ .
44. Draw all geometrical and linkage isomers of square planar  $[\text{Pt}(\text{NH}_3)_2(\text{SCN})_2]$ .
45. Acetylacetonone, abbreviated *acacH*, is a bidentate ligand. It loses a proton and coordinates as  $\text{acac}^-$ , as shown below, where M is a transition metal:



Which of the following complexes are optically active: *cis*- $\text{Cr}(\text{acac})_2(\text{H}_2\text{O})_2$ , *trans*- $\text{Cr}(\text{acac})_2(\text{H}_2\text{O})_2$ , and  $\text{Cr}(\text{acac})_3$ ?

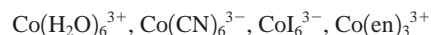
46. Draw all geometrical isomers of  $\text{Pt}(\text{CN})_2\text{Br}_2(\text{H}_2\text{O})_2$ . Which of these isomers has an optical isomer? Draw the various optical isomers.

### Bonding, Color, and Magnetism in Coordination Compounds

47. Draw the *d*-orbital splitting diagrams for the octahedral complex ions of each of the following.
- $\text{Fe}^{2+}$  (high and low spin)
  - $\text{Fe}^{3+}$  (high spin)
  - $\text{Ni}^{2+}$
48. Draw the *d*-orbital splitting diagrams for the octahedral complex ions of each of the following.
- $\text{Zn}^{2+}$
  - $\text{Co}^{2+}$  (high and low spin)
  - $\text{Ti}^{3+}$
49. The  $\text{CrF}_6^{4-}$  ion is known to have four unpaired electrons. Does the  $\text{F}^-$  ligand produce a strong or weak field?
50. The  $\text{Co}(\text{NH}_3)_6^{3+}$  ion is diamagnetic, but  $\text{Fe}(\text{H}_2\text{O})_6^{2+}$  is paramagnetic. Explain.

51. How many unpaired electrons are in the following complex ions?
- $\text{Ru}(\text{NH}_3)_6^{2+}$  (low-spin case)
  - $\text{Ni}(\text{H}_2\text{O})_6^{2+}$
  - $\text{V}(\text{en})_3^{3+}$
52. The complex ion  $\text{Fe}(\text{CN})_6^{3-}$  is paramagnetic with one unpaired electron. The complex ion  $\text{Fe}(\text{SCN})_6^{3-}$  has five unpaired electrons. Where does  $\text{SCN}^-$  lie in the spectrochemical series relative to  $\text{CN}^-$ ?

53. Rank the following complex ions in order of increasing wavelength of light absorbed.



54. The complex ion  $[\text{Cu}(\text{H}_2\text{O})_6]^{2+}$  has an absorption maximum at around 800 nm. When four ammonias replace water,  $[\text{Cu}(\text{NH}_3)_4(\text{H}_2\text{O})_2]^{2+}$ , the absorption maximum shifts to around 600 nm. What do these results signify in terms of the relative field splittings of  $\text{NH}_3$  and  $\text{H}_2\text{O}$ ? Explain.

55. The following test tubes each contain a different chromium complex ion.



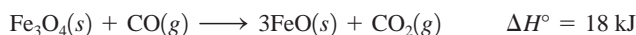
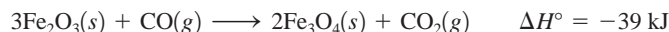
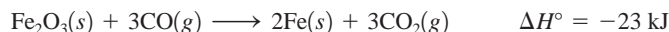
For each complex ion, predict the predominant color of light absorbed. If the complex ions are  $\text{Cr}(\text{NH}_3)_6^{3+}$ ,  $\text{Cr}(\text{H}_2\text{O})_6^{3+}$ , and  $\text{Cr}(\text{H}_2\text{O})_4\text{Cl}_2^+$ , what is the identity of the complex ion in each test tube? (*Hint*: Reference the spectrochemical series.)

56. Consider the complex ions  $\text{Co}(\text{NH}_3)_6^{3+}$ ,  $\text{Co}(\text{CN})_6^{3-}$ , and  $\text{CoF}_6^{3-}$ . The wavelengths of absorbed electromagnetic radiation for these compounds (in no specific order) are 770 nm, 440 nm, and 290 nm. Match the complex ion to the wavelength of absorbed electromagnetic radiation.
57. The wavelength of absorbed electromagnetic radiation for  $\text{CoBr}_4^{2-}$  is  $3.4 \times 10^{-6}$  m. Will the complex ion  $\text{CoBr}_6^{4-}$  absorb electromagnetic radiation having a wavelength longer or shorter than  $3.4 \times 10^{-6}$  m? Explain.
58. The complex ion  $\text{NiCl}_4^{2-}$  has two unpaired electrons, whereas  $\text{Ni}(\text{CN})_4^{2-}$  is diamagnetic. Propose structures for these two complex ions.
59. How many unpaired electrons are present in the tetrahedral ion  $\text{FeCl}_4^-$ ?
60. The complex ion  $\text{PdCl}_4^{2-}$  is diamagnetic. Propose a structure for  $\text{PdCl}_4^{2-}$ .

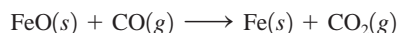
## Metallurgy

61. A blast furnace is used to reduce iron oxides to elemental iron. The reducing agent for this reduction process is carbon monoxide.

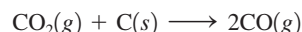
a. Given the following data:



determine  $\Delta H^\circ$  for the reaction




- b. The  $\text{CO}_2$  produced in a blast furnace during the reduction process actually can oxidize iron into FeO. To eliminate this reaction, excess coke is added to convert  $\text{CO}_2$  into CO by the reaction



Using data from Appendix 4, determine  $\Delta H^\circ$  and  $\Delta S^\circ$  for this reaction. Assuming  $\Delta H^\circ$  and  $\Delta S^\circ$  do not depend on temperature, at what temperature is the conversion reaction of  $\text{CO}_2$  into CO spontaneous at standard conditions?

62. Use the data in Appendix 4 for the following.

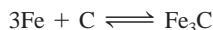
a. Calculate  $\Delta H^\circ$  and  $\Delta S^\circ$  for the reaction



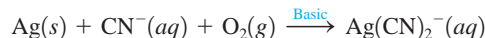
that occurs in a blast furnace.

- b. Assume that  $\Delta H^\circ$  and  $\Delta S^\circ$  are independent of temperature. Calculate  $\Delta G^\circ$  at  $800.^\circ\text{C}$  for this reaction.

63. Iron is present in the earth's crust in many types of minerals. The iron oxide minerals are hematite ( $\text{Fe}_2\text{O}_3$ ) and magnetite ( $\text{Fe}_3\text{O}_4$ ). What is the oxidation state of iron in each mineral? The iron ions in magnetite are a mixture of  $\text{Fe}^{2+}$  and  $\text{Fe}^{3+}$  ions. What is the ratio of  $\text{Fe}^{3+}$  to  $\text{Fe}^{2+}$  ions in magnetite? The formula for magnetite is often written as  $\text{FeO} \cdot \text{Fe}_2\text{O}_3$ . Does this make sense? Explain.
64. What roles do kinetics and thermodynamics play in the effect that the following reaction has on the properties of steel?



65. Silver is sometimes found in nature as large nuggets; more often it is found mixed with other metals and their ores. Cyanide ion is often used to extract the silver by the following reaction that occurs in basic solution:

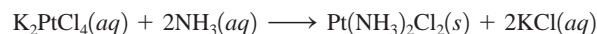


Balance this equation by using the half-reaction method.

66. One of the classic methods for the determination of the manganese content in steel involves converting all the manganese to the deeply colored permanganate ion and then measuring the absorption of light. The steel is first dissolved in nitric acid, producing the manganese(II) ion and nitrogen dioxide gas. This solution is then reacted with an acidic solution containing periodate ion; the products are the permanganate and iodate ions. Write balanced chemical equations for both of these steps.

## ▶ Connecting to Biochemistry

67. The compound cisplatin,  $\text{Pt}(\text{NH}_3)_2\text{Cl}_2$ , has been studied extensively as an antitumor agent. The reaction for the synthesis of cisplatin is:

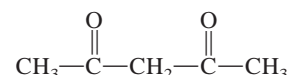


Write the electron configuration for platinum ion in cisplatin. Most  $d^8$  transition metal ions exhibit square planar geometry. With this and the name in mind, draw the structure of cisplatin.

68. Amino acids can act as ligands toward transition metal ions. The simplest amino acid is glycine ( $\text{NH}_2\text{CH}_2\text{CO}_2\text{H}$ ). Draw a structure of the glycinate anion ( $\text{NH}_2\text{CH}_2\text{CO}_2^-$ ) acting as a bidentate ligand. Draw the structural isomers of the square planar complex  $\text{Cu}(\text{NH}_2\text{CH}_2\text{CO}_2)_2$ .

69. How many bonds could each of the following chelating ligands form with a metal ion?

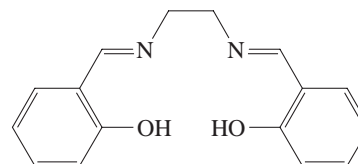
a. acetylacetonone (acacH), a common ligand in organometallic catalysts:



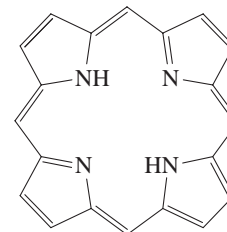
b. diethylenetriamine, used in a variety of industrial processes:



c. salen, a common ligand for chiral organometallic catalysts:



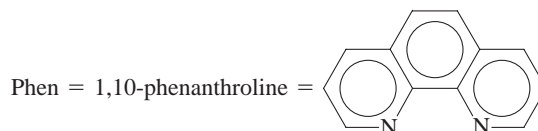
- d. porphine, often used in supermolecular chemistry as well as catalysis; biologically, porphine is the basis for many different types of porphyrin-containing proteins, including heme proteins:




70. The complex ion  $\text{Ru}(\text{phen})_3^{2+}$  has been used as a probe for the structure of DNA. (Phen is a bidentate ligand.)

a. What type of isomerism is found in  $\text{Ru}(\text{phen})_3^{2+}$ ?

b.  $\text{Ru}(\text{phen})_3^{2+}$  is diamagnetic (as are all complex ions of  $\text{Ru}^{2+}$ ). Draw the crystal field diagram for the  $d$  orbitals in this complex ion.



71. Hemoglobin (abbreviated Hb) is a protein that is responsible for the transport of oxygen in the blood of mammals. Each hemoglobin molecule contains four iron atoms that serve as the binding sites for  $O_2$  molecules. The oxygen binding is pH dependent. The relevant equilibrium reaction is



Use Le Châtelier's principle to answer the following.

- What form of hemoglobin,  $HbH_4^{4+}$  or  $Hb(O_2)_4$ , is favored in the lungs? What form is favored in the cells?
- When a person hyperventilates, the concentration of  $CO_2$  in the blood decreases. How does this affect the oxygen-binding equilibrium? How does breathing into a paper bag help to counteract this effect? (*Hint*:  $CO_2$  reacts with water to produce carbonic acid.)
- When a person has suffered a cardiac arrest, an injection of a sodium bicarbonate solution is given. Why is this step necessary? (*Hint*:  $CO_2$  blood levels increase during cardiac arrest.)

72. Why are  $CN^-$  and CO toxic to humans?

73. What causes high-altitude sickness, and what is high-altitude acclimatization?

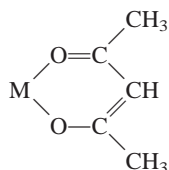
74. Ethylenediaminetetraacetate ( $EDTA^{4-}$ ) is used as a complexing agent in chemical analysis with the structure shown in Figure 21.7. Solutions of  $EDTA^{4-}$  are used to treat heavy metal poisoning by removing the heavy metal in the form of a soluble complex ion. The complex ion essentially eliminates the heavy metal ions from reacting with biochemical systems. The reaction of  $EDTA^{4-}$  with  $Pb^{2+}$  is



Consider a solution with 0.010 mol  $Pb(NO_3)_2$  added to 1.0 L of an aqueous solution buffered at pH = 13.00 and containing 0.050 M  $Na_4EDTA$ . Does  $Pb(OH)_2$  precipitate from this solution? ( $K_{sp}$  for  $Pb(OH)_2 = 1.2 \times 10^{-15}$ .)

## ► Additional Exercises

75. Acetylacetonone (see Exercise 69, part a), abbreviated acacH, is a bidentate ligand. It loses a proton and coordinates as  $acac^-$ , as shown below:



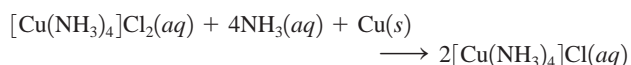
Acetylacetonone reacts with an ethanol solution containing a salt of europium to give a compound that is 40.1% C and 4.71% H by mass. Combustion of 0.286 g of the compound gives 0.112 g  $Eu_2O_3$ . Assuming the compound contains only C, H, O, and Eu, determine the formula of the compound formed from the reaction of acetylacetonone and the europium salt. (Assume that the compound contains one europium ion.)

76. A transition metal compound contains a cobalt ion, chloride ions, and water molecules. The  $H_2O$  molecules are the ligands in the complex ion and the  $Cl^-$  ions are the counterions. A 0.256-g sample of the compound was dissolved in water, and

excess silver nitrate was added. The silver chloride was filtered, dried, and weighed, and it had a mass of 0.308 g. A second sample of 0.416 g of the compound was dissolved in water, and an excess of sodium hydroxide was added. The hydroxide salt was filtered and heated in a flame, forming cobalt(III) oxide. The mass of cobalt(III) oxide formed was 0.145 g. What is the oxidation state of cobalt in the complex ion and what is the formula of the compound?

77. When aqueous KI is added gradually to mercury(II) nitrate, an orange precipitate forms. Continued addition of KI causes the precipitate to dissolve. Write balanced equations to explain these observations. (*Hint*:  $Hg^{2+}$  reacts with  $I^-$  to form  $HgI_4^{2-}$ .) Would you expect  $HgI_4^{2-}$  to form colored solutions? Explain.

78. In the production of printed circuit boards for the electronics industry, a 0.60-mm layer of copper is laminated onto an insulating plastic board. Next, a circuit pattern made of a chemically resistant polymer is printed on the board. The unwanted copper is removed by chemical etching, and the protective polymer is finally removed by solvents. One etching reaction is



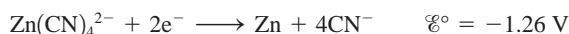
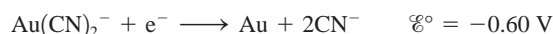
a. Is this reaction an oxidation–reduction process? Explain.

b. A plant needs to manufacture 10,000 printed circuit boards, each  $8.0 \times 16.0$  cm in area. An average of 80.0% of the copper is removed from each board (density of copper =  $8.96$  g/cm<sup>3</sup>). What masses of  $[Cu(NH_3)_4]Cl_2$  and  $NH_3$  are needed to do this? Assume 100% yield.

79. Use standard reduction potentials to calculate  $\mathcal{E}^\circ$ ,  $\Delta G^\circ$ , and  $K$  (at 298 K) for the reaction that is used in production of gold:



The relevant half-reactions are

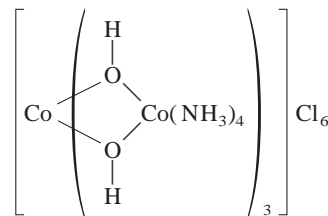


80. Until the discoveries of Alfred Werner, it was thought that carbon had to be present in a compound for it to be optically active. Werner prepared the following compound containing  $OH^-$  ions as bridging groups and separated the optical isomers.

a. Draw structures of the two optically active isomers of this compound.

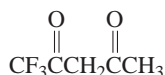
b. What are the oxidation states of the cobalt ions?

c. How many unpaired electrons are present if the complex is the low-spin case?



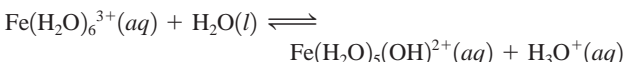
81. Draw all the geometrical isomers of  $[Cr(en)(NH_3)_2BrCl]^+$ . Which of these isomers also have an optical isomer? Draw the various isomers.

82. A compound related to acetylacetone is 1,1,1-trifluoroacetylacetone (abbreviated Htfa):



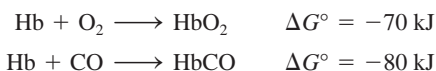
Htfa forms complexes in a manner similar to acetylacetone. (See Exercise 45.) Both  $\text{Be}^{2+}$  and  $\text{Cu}^{2+}$  form complexes with  $\text{tfa}^-$  having the formula  $\text{M}(\text{tfa})_2$ . Two isomers are formed for each metal complex.

- The  $\text{Be}^{2+}$  complexes are tetrahedral. Draw the two isomers of  $\text{Be}(\text{tfa})_2$ . What type of isomerism is exhibited by  $\text{Be}(\text{tfa})_2$ ?
  - The  $\text{Cu}^{2+}$  complexes are square planar. Draw the two isomers of  $\text{Cu}(\text{tfa})_2$ . What type of isomerism is exhibited by  $\text{Cu}(\text{tfa})_2$ ?
83. Would it be better to use octahedral  $\text{Ni}^{2+}$  complexes or octahedral  $\text{Cr}^{2+}$  complexes to determine whether a given ligand is a strong-field or weak-field ligand by measuring the number of unpaired electrons? How else could the relative ligand field strengths be determined?
84. Name the following coordination compounds.
- $\text{Na}_4[\text{Ni}(\text{C}_2\text{O}_4)_3]$
  - $\text{K}_2[\text{CoCl}_4]$
  - $[\text{Cu}(\text{NH}_3)_4]\text{SO}_4$
  - $[\text{Co}(\text{en})_2(\text{SCN})\text{Cl}]\text{Cl}$
85. Give formulas for the following.
- Hexakis(pyridine)cobalt(III) chloride
  - Pentaammineiodochromium(III) iodide
  - Tris(ethylenediamine)nickel(II) bromide
  - Potassium tetracyanonickelate(II)
  - Tetraamminedichloroplatinum(IV) tetrachloroplatinate(II)
86. The equilibrium constant  $K_a$  for the reaction



is  $6.0 \times 10^{-3}$ .

- Calculate the pH of a 0.10 M solution of  $\text{Fe}(\text{H}_2\text{O})_6^{3+}$ .
  - Will a 1.0 M solution of iron(II) nitrate have a higher or lower pH than a 1.0 M solution of iron(III) nitrate? Explain.
87. Carbon monoxide is toxic because it binds more strongly to iron in hemoglobin (Hb) than does  $\text{O}_2$ . Consider the following reactions and approximate standard free energy changes:



Using these data, estimate the equilibrium constant value at 25°C for the following reaction:



88. For the process

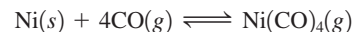


what would be the expected ratio of *cis* to *trans* isomers in the product?

## ► Challenge Problems

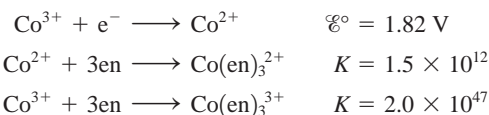
89. The complex  $\text{trans}[\text{NiA}_2\text{B}_4]^{2+}$ , where A and B represent neutral ligands, is known to be diamagnetic. Do A and B produce very similar or very different crystal fields? Explain.

90. Impure nickel, refined by smelting sulfide ores in a blast furnace, can be converted into metal from 99.90% to 99.99% purity by the Mond process. The primary reaction involved in the Mond process is



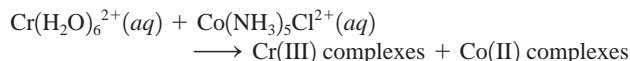
- Without referring to Appendix 4, predict the sign of  $\Delta S^\circ$  for the preceding reaction. Explain.
- The spontaneity of the preceding reaction is temperature dependent. Predict the sign of  $\Delta S_{\text{surr}}^\circ$  for this reaction. Explain.
- For  $\text{Ni}(\text{CO})_4(\text{g})$ ,  $\Delta H_f^\circ = -607 \text{ kJ/mol}$  and  $S^\circ = 417 \text{ J/K} \cdot \text{mol}$  at 298 K. Using these values and data in Appendix 4, calculate  $\Delta H^\circ$  and  $\Delta S^\circ$  for the preceding reaction.
- Calculate the temperature at which  $\Delta G^\circ = 0$  ( $K = 1$ ) for the preceding reaction, assuming that  $\Delta H^\circ$  and  $\Delta S^\circ$  do not depend on temperature.
- The first step of the Mond process involves equilibrating impure nickel with  $\text{CO}(\text{g})$  and  $\text{Ni}(\text{CO})_4(\text{g})$  at about 50°C. The purpose of this step is to convert as much nickel as possible into the gas phase. Calculate the equilibrium constant for the preceding reaction at 50°C.
- In the second step of the Mond process, the gaseous  $\text{Ni}(\text{CO})_4$  is isolated and heated at 227°C. The purpose of this step is to deposit as much nickel as possible as pure solid (the reverse of the preceding reaction). Calculate the equilibrium constant for the above reaction at 227°C.
- Why is temperature increased for the second step of the Mond process?

91. Consider the following data:



where en = ethylenediamine.

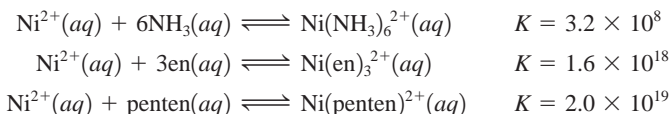
- Calculate  $\mathcal{E}^\circ$  for the half-reaction
- $$\text{Co}(\text{en})_3^{3+} + \text{e}^- \longrightarrow \text{Co}(\text{en})_3^{2+}$$
- Based on your answer to part a, which is the stronger oxidizing agent,  $\text{Co}^{3+}$  or  $\text{Co}(\text{en})_3^{3+}$ ?
  - Use the crystal field model to rationalize the result in part b.
92. Henry Taube, 1983 Nobel Prize winner in chemistry, has studied the mechanisms of the oxidation–reduction reactions of transition metal complexes. In one experiment he and his students studied the following reaction:



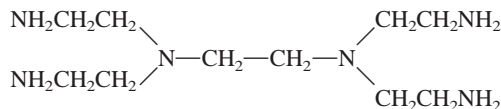
Chromium(III) and cobalt(III) complexes are substitutionally inert (no exchange of ligands) under conditions of the experiment. Chromium(II) and cobalt(II) complexes can exchange ligands very rapidly. One of the products of the reaction is  $\text{Cr}(\text{H}_2\text{O})_5\text{Cl}^{2+}$ . Is this consistent with the reaction proceeding through formation of  $(\text{H}_2\text{O})_5\text{Cr}-\text{Cl}-\text{Co}(\text{NH}_3)_5$  as an intermediate? Explain.



93. Chelating ligands often form more stable complex ions than the corresponding monodentate ligands with the same donor atoms. For example,



where en is ethylenediamine and penten is



This increased stability is called the *chelate effect*. Based on bond energies, would you expect the enthalpy changes for the above reactions to be very different? What is the order (from least favorable to most favorable) of the entropy changes for the above reactions? How do the values of the formation constants correlate with  $\Delta S^\circ$ ? How can this be used to explain the chelate effect?

94. Qualitatively draw the crystal field splitting of the  $d$  orbitals in a trigonal planar complex ion. (Let the  $z$  axis be perpendicular to the plane of the complex.)

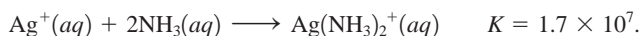
95. Qualitatively draw the crystal field splitting for a trigonal bipyramidal complex ion. (Let the  $z$  axis be perpendicular to the trigonal plane.)

96. Sketch a  $d$ -orbital energy diagram for the following.

- a linear complex with ligands on the  $x$  axis
- a linear complex with ligands on the  $y$  axis

97. Sketch and explain the most likely pattern for the crystal field diagram for the complex ion *trans*-diamminetetraacyanonickelate(II), where  $\text{CN}^-$  produces a *much* stronger crystal field than  $\text{NH}_3$ . Explain completely and label the  $d$  orbitals in your diagram. Assume the  $\text{NH}_3$  ligands lie on the  $z$  axis.

98. a. Calculate the molar solubility of  $\text{AgBr}$  in pure water.  $K_{\text{sp}}$  for  $\text{AgBr}$  is  $5.0 \times 10^{-13}$ .  
b. Calculate the molar solubility of  $\text{AgBr}$  in  $3.0 M \text{NH}_3$ . The overall formation constant for  $\text{Ag}(\text{NH}_3)_2^+$  is  $1.7 \times 10^7$ , that is,



- Compare the calculated solubilities from parts a and b. Explain any differences.
- What mass of  $\text{AgBr}$  will dissolve in 250.0 mL of  $3.0 M \text{NH}_3$ ?
- What effect does adding  $\text{HNO}_3$  have on the solubilities calculated in parts a and b?

## ► Integrative Problems

These problems require the integration of multiple concepts to find the solutions.

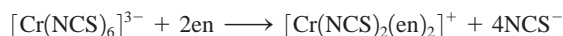
99. The ferrate ion,  $\text{FeO}_4^{2-}$ , is such a powerful oxidizing agent that in acidic solution, aqueous ammonia is reduced to elemental nitrogen along with the formation of the iron(III) ion.

- What is the oxidation state of iron in  $\text{FeO}_4^{2-}$ , and what is the electron configuration of iron in this polyatomic ion?

b. If 25.0 mL of a  $0.243 M \text{FeO}_4^{2-}$  solution is allowed to react with 55.0 mL of  $1.45 M$  aqueous ammonia, what volume of nitrogen gas can form at  $25^\circ\text{C}$  and  $1.50 \text{ atm}$ ?

100. a. In the absorption spectrum of the complex ion  $[\text{Cr}(\text{NCS})_6]^{3-}$ , there is a band corresponding to the absorption of a photon of light with an energy of  $1.75 \times 10^4 \text{ cm}^{-1}$ . Given  $1 \text{ cm}^{-1} = 1.986 \times 10^{-23} \text{ J}$ , what is the wavelength of this photon?

b. The  $\text{Cr}-\text{N}-\text{C}$  bond angle in  $[\text{Cr}(\text{NCS})_6]^{3-}$  is predicted to be  $180^\circ$ . What is the hybridization of the N atom in the  $\text{NCS}^-$  ligand when a Lewis acid–base reaction occurs between  $\text{Cr}^{3+}$  and  $\text{NCS}^-$  that would give a  $180^\circ \text{Cr}-\text{N}-\text{C}$  bond angle?  $[\text{Cr}(\text{NCS})_6]^{3-}$  undergoes substitution by ethylenediamine (en) according to the equation



Does  $[\text{Cr}(\text{NCS})_2(\text{en})_2]^+$  exhibit geometric isomerism? Does  $[\text{Cr}(\text{NCS})_2(\text{en})_2]^+$  exhibit optical isomerism?

101. Ammonia and potassium iodide solutions are added to an aqueous solution of  $\text{Cr}(\text{NO}_3)_3$ . A solid is isolated (compound A), and the following data are collected:

- When 0.105 g of compound A was strongly heated in excess  $\text{O}_2$ , 0.0203 g  $\text{CrO}_3$  was formed.
- In a second experiment it took 32.93 mL of  $0.100 M \text{HCl}$  to titrate completely the  $\text{NH}_3$  present in 0.341 g compound A.
- Compound A was found to contain 73.53% iodine by mass.
- The freezing point of water was lowered by  $0.64^\circ\text{C}$  when 0.601 g compound A was dissolved in 10.00 g  $\text{H}_2\text{O}$  ( $K_f = 1.86^\circ\text{C} \cdot \text{kg/mol}$ ).

What is the formula of the compound? What is the structure of the complex ion present? (*Hints:*  $\text{Cr}^{3+}$  is expected to be six-coordinate, with  $\text{NH}_3$  and possibly  $\text{I}^-$  as ligands. The  $\text{I}^-$  ions will be the counterions if needed.)

## ► Marathon Problem

This problem is designed to incorporate several concepts and techniques into one situation.

102. There are three salts that contain complex ions of chromium and have the molecular formula  $\text{CrCl}_3 \cdot 6\text{H}_2\text{O}$ . Treating 0.27 g of the first salt with a strong dehydrating agent resulted in a mass loss of 0.036 g. Treating 270 mg of the second salt with the same dehydrating agent resulted in a mass loss of 18 mg. The third salt did not lose any mass when treated with the same dehydrating agent. Addition of excess aqueous silver nitrate to 100.0-mL portions of  $0.100 M$  solutions of each salt resulted in the formation of different masses of silver chloride; one solution yielded 1430 mg  $\text{AgCl}$ ; another, 2870 mg  $\text{AgCl}$ ; the third, 4300 mg  $\text{AgCl}$ . Two of the salts are green and one is violet.

Suggest probable structural formulas for these salts, defending your answer on the basis of the preceding observations. State which salt is most likely to be violet. Would a study of the magnetic properties of the salts be helpful in determining the structural formulas? Explain.

# Organic and Biological Molecules



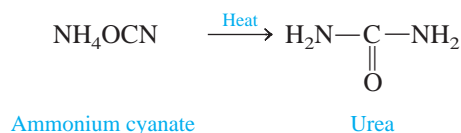
- 22.1** ▶ Alkanes: Saturated Hydrocarbons
  - Isomerism in Alkanes
  - Nomenclature
  - Reactions of Alkanes
  - Cyclic Alkanes
- 22.2** ▶ Alkenes and Alkynes
  - Reactions of Alkenes and Alkynes
- 22.3** ▶ Aromatic Hydrocarbons
- 22.4** ▶ Hydrocarbon Derivatives
  - Alcohols
  - Aldehydes and Ketones
  - Carboxylic Acids and Esters
  - Amines
- 22.5** ▶ Polymers
  - The Development and Properties of Polymers
  - Types of Polymers
  - Polymers Based on Ethylene
- 22.6** ▶ Natural Polymers
  - Proteins
  - Carbohydrates
  - Nucleic Acids

These webs are formed from a natural polymer spun by spiders.

**T**wo Group 4A elements, carbon and silicon, form the basis of most natural substances. Silicon, with its great affinity for oxygen, forms chains and rings containing Si—O—Si bridges to produce the silica and silicates that form the basis for most rocks, sands, and soils. What silicon is to the geological world, carbon is to the biological world. Carbon has the unusual ability of bonding strongly to itself to form long chains or rings of carbon atoms. In addition, carbon forms strong bonds to other nonmetals such as hydrogen, nitrogen, oxygen, sulfur, and the halogens. Because of these bonding properties, there are a myriad of carbon compounds; several million are now known, and the number continues to grow rapidly. Among these many compounds are the **biomolecules**, those responsible for maintaining and reproducing life.

The study of carbon-containing compounds and their properties is called **organic chemistry**. Although a few compounds involving carbon, such as its oxides and carbonates, are considered to be inorganic substances, the vast majority are organic compounds that typically contain chains or rings of carbon atoms.

Originally, the distinction between inorganic and organic substances was based on whether a compound was produced by living systems. For example, until the early nineteenth century it was believed that organic compounds had some sort of “life force” and could be synthesized only by living organisms. This view was dispelled in 1828 when the German chemist Friedrich Wöhler (1800–1882) prepared urea from the inorganic salt ammonium cyanate by simple heating:



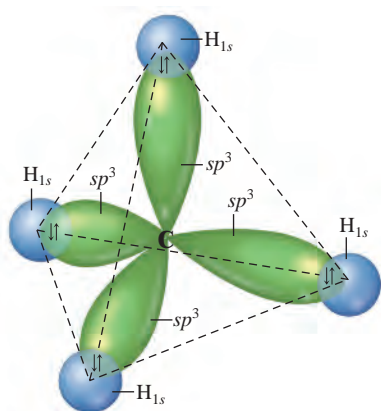
Urea is a component of urine, so it is clearly an organic material; yet here was clear evidence that it could be produced in the laboratory as well as by living things.

Organic chemistry plays a vital role in our quest to understand living systems. Beyond that, the synthetic fibers, plastics, artificial sweeteners, and drugs that are such an accepted part of modern life are products of industrial organic chemistry. In addition, the energy on which we rely so heavily to power our civilization is based mostly on the organic materials found in coal and petroleum.

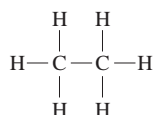
Because organic chemistry is such a vast subject, we can provide only a brief introduction to it in this book. We will begin with the simplest class of organic compounds, the hydrocarbons, and then show how most other organic compounds can be considered to be derivatives of hydrocarbons.

## 22.1 ► Alkanes: Saturated Hydrocarbons

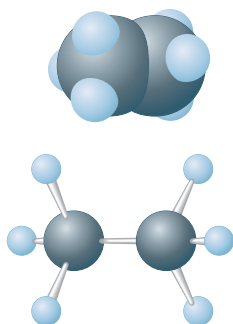
As the name indicates, **hydrocarbons** are compounds composed of carbon and hydrogen. Those compounds whose carbon–carbon bonds are all single bonds are said to be **saturated**, because each carbon is bound to four atoms, the maximum number. Hydrocarbons containing carbon–carbon multiple bonds are described as being **unsaturated**, since the



**Figure 22.1**  
The C—H bonds in methane.



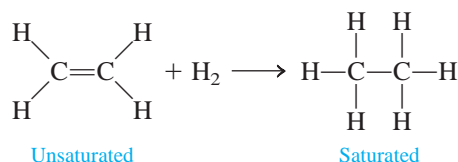
(a)



(b)

**Figure 22.2**  
(a) The Lewis structure of ethane ( $\text{C}_2\text{H}_6$ ).  
(b) The molecular structure of ethane represented by space-filling and ball-and-stick models.

carbon atoms involved in a multiple bond can react with additional atoms, as shown by the *addition* of hydrogen to ethylene:

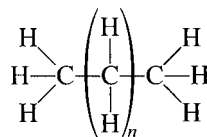


Note that each carbon in ethylene is bonded to three atoms (one carbon and two hydrogens) but that each can bond to one additional atom if one bond of the carbon–carbon double bond is broken.

The simplest member of the saturated hydrocarbons, which are also called the **alkanes**, is *methane* ( $\text{CH}_4$ ). As discussed in Section 9.1, methane has a tetrahedral structure and can be described in terms of a carbon atom using an  $sp^3$  hybrid set of orbitals to bond to the four hydrogen atoms (see Fig. 22.1). The next alkane, the one containing two carbon atoms, is *ethane* ( $\text{C}_2\text{H}_6$ ), as shown in Fig. 22.2. Each carbon in ethane is surrounded by four atoms and thus adopts a tetrahedral arrangement and  $sp^3$  hybridization, as predicted by the localized electron model.

The next two members of the series are *propane* ( $\text{C}_3\text{H}_8$ ) and *butane* ( $\text{C}_4\text{H}_{10}$ ), shown in Fig. 22.3. Again, each carbon is bonded to four atoms and is described as  $sp^3$  hybridized.

Alkanes in which the carbon atoms form long “strings” or chains are called **normal**, **straight-chain**, or **unbranched hydrocarbons**. As can be seen from Fig. 22.3, the chains in normal alkanes are not really straight but zig-zag, since the tetrahedral C—C—C angle is  $109.5^\circ$ . The normal alkanes can be represented by the structure



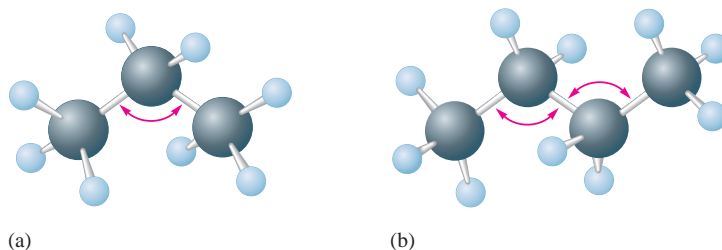
where  $n$  is an integer. Note that each member is obtained from the previous one by inserting a *methylene* ( $\text{CH}_2$ ) group. We can condense the structural formulas by omitting some of the C—H bonds. For example, the general formula for normal alkanes shown above can be condensed to



The first ten normal alkanes and some of their properties are listed in Table 22.1. Note that all alkanes can be represented by the general formula  $\text{C}_n\text{H}_{2n+2}$ . For example, nonane, which has nine carbon atoms, is represented by  $\text{C}_9\text{H}_{(2 \times 9) + 2}$ , or  $\text{C}_9\text{H}_{20}$ . Also note from Table 22.1 that the melting points and boiling points increase as the molar masses increase, as we would expect.

## Isomerism in Alkanes

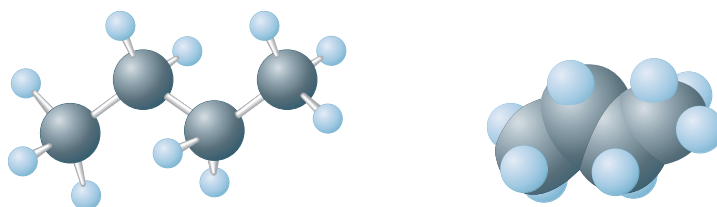
Butane and all succeeding members of the alkanes exhibit **structural isomerism**. Recall from Section 21.4 that structural isomerism occurs when two molecules have the same



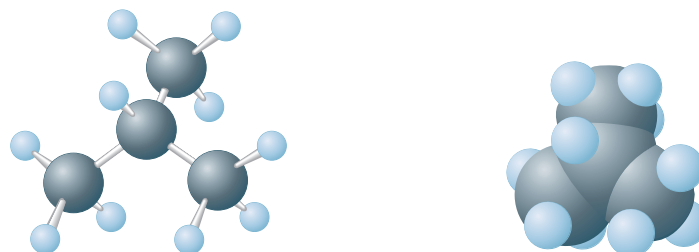
**Figure 22.3**  
The structures of (a) propane ( $\text{CH}_3\text{CH}_2\text{CH}_3$ ) and (b) butane ( $\text{CH}_3\text{CH}_2\text{CH}_2\text{CH}_3$ ). Each angle shown in red is  $109.5^\circ$ .

Table 22.1 Selected Properties of the First Ten Normal Alkanes

Name	Formula	Molar Mass	Melting Point (°C)	Boiling Point (°C)	Number of Structural Isomers
Methane	CH <sub>4</sub>	16	-182	-162	1
Ethane	C <sub>2</sub> H <sub>6</sub>	30	-183	-89	1
Propane	C <sub>3</sub> H <sub>8</sub>	44	-187	-42	1
Butane	C <sub>4</sub> H <sub>10</sub>	58	-138	0	2
Pentane	C <sub>5</sub> H <sub>12</sub>	72	-130	36	3
Hexane	C <sub>6</sub> H <sub>14</sub>	86	-95	68	5
Heptane	C <sub>7</sub> H <sub>16</sub>	100	-91	98	9
Octane	C <sub>8</sub> H <sub>18</sub>	114	-57	126	18
Nonane	C <sub>9</sub> H <sub>20</sub>	128	-54	151	35
Decane	C <sub>10</sub> H <sub>22</sub>	142	-30	174	75



(a)



(b)

Figure 22.4

(a) Normal butane (abbreviated *n*-butane).  
 (b) The branched isomer of butane (called isobutane).

atoms but different bonds. For example, butane can exist as a straight-chain molecule (normal butane, or *n*-butane) or with a branched-chain structure (called isobutane), as shown in Fig. 22.4. Because of their different structures, these molecules exhibit different properties. For example, the boiling point of *n*-butane is  $-0.5^{\circ}\text{C}$ , whereas that of isobutane is  $-12^{\circ}\text{C}$ .

## EXAMPLE 22.1

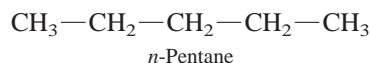
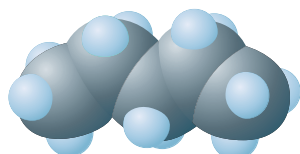
## Structural Isomerism

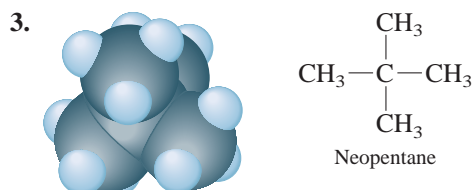
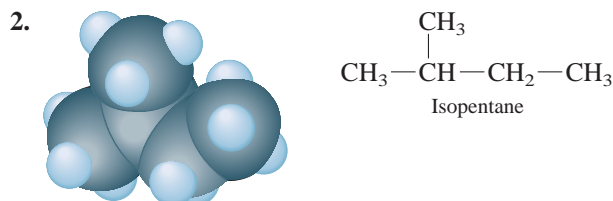
Draw the isomers of pentane.

## Solution

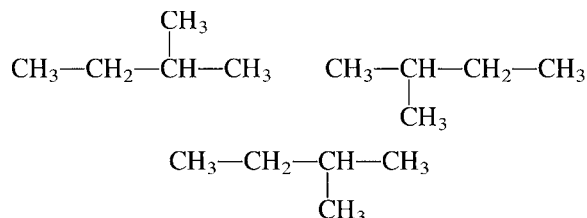
Pentane (C<sub>5</sub>H<sub>12</sub>) has the following isomeric structures:

1.





Note that the structures



which might appear to be other isomers, are actually identical to structure 2.

SEE EXERCISE 22.13

**Table 22.2** ▶ The Most Common Alkyl Substituents and Their Names

Structure*	Name†
—CH <sub>3</sub>	Methyl
—CH <sub>2</sub> CH <sub>3</sub>	Ethyl
—CH <sub>2</sub> CH <sub>2</sub> CH <sub>3</sub>	Propyl
$\begin{array}{c}   \\ \text{CH}_3\text{CHCH}_3 \end{array}$	Isopropyl
—CH <sub>2</sub> CH <sub>2</sub> CH <sub>2</sub> CH <sub>3</sub>	Butyl
$\begin{array}{c}   \\ \text{CH}_3\text{CHCH}_2\text{CH}_3 \end{array}$	<i>sec</i> -Butyl
$\begin{array}{c} \text{H} \\   \\ -\text{CH}_2-\text{C}-\text{CH}_3 \\   \\ \text{CH}_3 \end{array}$	Isobutyl
$\begin{array}{c} \text{CH}_3 \\   \\ -\text{C}-\text{CH}_3 \\   \\ \text{CH}_3 \end{array}$	<i>tert</i> -Butyl

\*The bond with one end open shows the point of attachment of the substituent to the carbon chain.

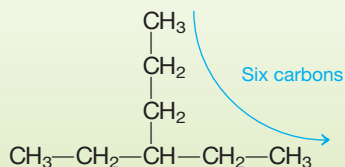
†For the butyl groups, *sec*- indicates attachment to the chain through a secondary carbon, a carbon atom attached to *two* other carbon atoms. The designation *tert*- signifies attachment through a tertiary carbon, a carbon attached to *three* other carbon atoms.

## Nomenclature

Because there are literally millions of organic compounds, it would be impossible to remember common names for all of them. We must have a systematic method for naming them. The following rules are used in naming alkanes.

### Rules for Naming Alkanes

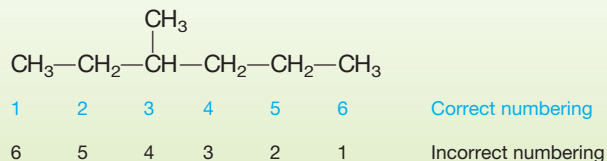
1. The names of the alkanes beyond butane are obtained by adding the suffix *-ane* to the Greek root for the number of carbon atoms (*pent-* for five, *hex-* for six, and so on). For a branched hydrocarbon, the longest continuous chain of carbon atoms determines the root name for the hydrocarbon. For example, in the alkane



the longest chain contains six carbon atoms, and this compound is named as a hexane.

2. When alkane groups appear as substituents, they are named by dropping the *-ane* and adding *-yl*. For example, —CH<sub>3</sub> is obtained by removing a hydrogen from methane and is called *methyl*, —C<sub>2</sub>H<sub>5</sub> is called *ethyl*, —C<sub>3</sub>H<sub>7</sub> is called *propyl*, and so on. The compound above is therefore an ethylhexane. (See Table 22.2.)

3. The positions of substituent groups are specified by numbering the longest chain of carbon atoms sequentially, starting at the end closest to the branching. For example, the compound



is called 3-methylhexane. Note that the top set of numbers is correct since the left end of the molecule is closest to the branching, and this gives the smallest number for the position of the substituent. Also, note that a hyphen is written between the number and the substituent name.

4. The location and name of each substituent are followed by the root alkane name. The substituents are listed in alphabetical order, and the prefixes *di-*, *tri-*, and so on, are used to indicate multiple, identical substituents.

## EXAMPLE 22.2 Isomerism and Nomenclature

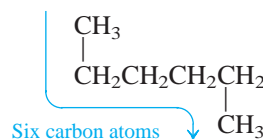
Draw the structural isomers for the alkane  $\text{C}_6\text{H}_{14}$  and give the systematic name for each one.

### Solution

We will proceed systematically, starting with the longest chain and then rearranging the carbons to form the shorter, branched chains.

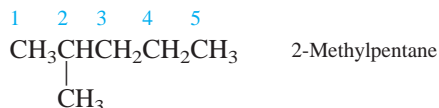
1.  $\text{CH}_3\text{CH}_2\text{CH}_2\text{CH}_2\text{CH}_2\text{CH}_3$  Hexane

Note that although a structure such as



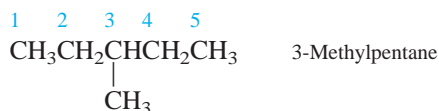
may look different it is still hexane, since the longest carbon chain has six atoms.

2. We now take one carbon out of the chain and make it a methyl substituent.



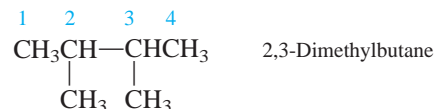
Since the longest chain consists of five carbons, this is a substituted pentane: 2-methylpentane. The 2 indicates the position of the methyl group on the chain. Note that if we numbered the chain from the right end, the methyl group would be on carbon 4. Because we want the smallest possible number, the numbering shown is correct.

3. The methyl substituent can also be on carbon 3 to give



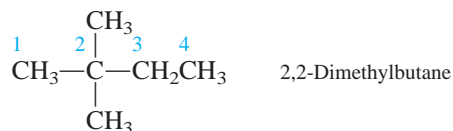
Note that we have now exhausted all possibilities for placing a single methyl group on pentane.

4. Next, we can take two carbons out of the original six-member chain:

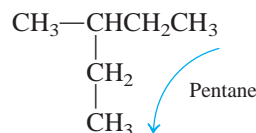


Since the longest chain now has four carbons, the root name is butane. Since there are two methyl groups, we use the prefix *di*-. The numbers denote that the two methyl groups are positioned on the second and third carbons in the butane chain. Note that when two or more numbers are used, they are separated by a comma.

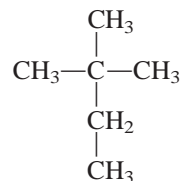
5. The two methyl groups can also be attached to the same carbon atom as shown here:



We might also try ethyl-substituted butanes, such as



However, note that this is instead a pentane (3-methylpentane), since the longest chain has five carbon atoms. Thus it is not a new isomer. Trying to reduce the chain to three atoms provides no further isomers either. For example, the structure



is actually 2,2-dimethylbutane.

Thus there are only five distinct structural isomers of  $\text{C}_6\text{H}_{14}$ : hexane, 2-methylpentane, 3-methylpentane, 2,3-dimethylbutane, and 2,2-dimethylbutane.

SEE EXERCISES 22.15 AND 22.16

### EXAMPLE 22.3

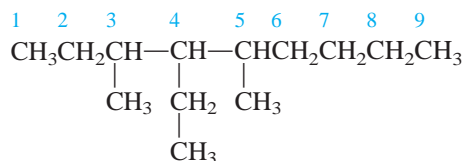
### Structures from Names

Determine the structure for each of the following compounds.

- 4-ethyl-3,5-dimethylnonane
- 4-*tert*-butylheptane

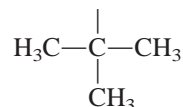
#### Solution

a. The root name *nonane* signifies a nine-carbon chain. Thus we have

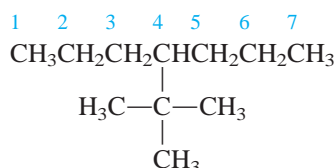




b. Heptane signifies a seven-carbon chain, and the *tert*-butyl group is



Thus we have




SEE EXERCISES 22.19 AND 22.20

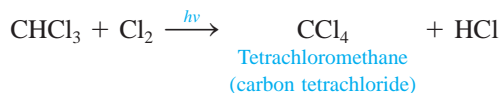
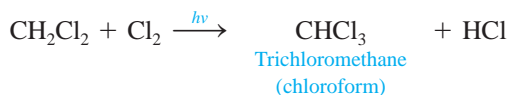
## Reactions of Alkanes

Because they are saturated compounds and because the C—C and C—H bonds are relatively strong, the alkanes are fairly unreactive. For example, at 25°C they do not react with acids, bases, or strong oxidizing agents. This chemical inertness makes them valuable as lubricating materials and as the backbone for structural materials such as plastics.

At a sufficiently high temperature alkanes do react vigorously and exothermically with oxygen, and these **combustion reactions** are the basis for their widespread use as fuels. For example, the reaction of butane with oxygen is



The alkanes can also undergo **substitution reactions**, primarily where halogen atoms replace hydrogen atoms. For example, methane can be successively chlorinated as follows:




Note that the products of the last two reactions have two names; the systematic name is given first, followed by the common name in parentheses. (This format will be used throughout this chapter for compounds that have common names.) Also, note that ultraviolet light ( $h\nu$ ) furnishes the energy to break the Cl—Cl bond to produce chlorine atoms:



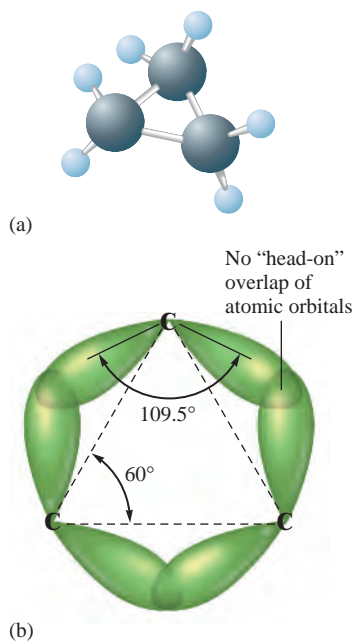
A chlorine atom has an unpaired electron, as indicated by the dot, which makes it very reactive and able to attack the C—H bond.

Substituted methanes with the general formula  $\text{CF}_x\text{Cl}_{4-x}$  containing both chlorine and fluorine as substituents are called chlorofluorocarbons (CFCs) and are also known as *Freons*. These substances are very unreactive and have been extensively used as coolant fluids in refrigerators and air conditioners. Unfortunately, their chemical inertness allows Freons to remain in the atmosphere so long that they eventually reach altitudes where they

The  $h\nu$  above the arrow represents ultraviolet light.



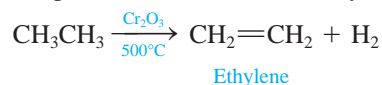
A butane lighter used for camping.



**Figure 22.5**  
 (a) The molecular structure of cyclopropane ( $C_3H_6$ ). (b) The overlap of the  $sp^3$  orbitals that form the C—C bonds in cyclopropane.

are a threat to the protective ozone layer (see Section 12.8), and the use of these compounds is being rapidly phased out.

Alkanes can also undergo **dehydrogenation reactions** in which hydrogen atoms are removed and the product is an unsaturated hydrocarbon. For example, in the presence of chromium(III) oxide at high temperatures, ethane can be dehydrogenated, yielding ethylene:

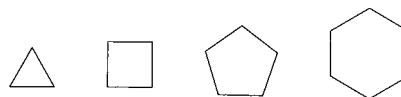


## Cyclic Alkanes

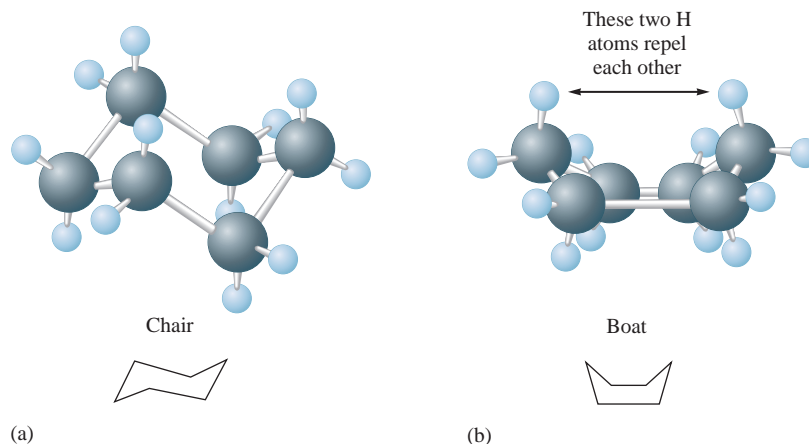
Besides forming chains, carbon atoms also form rings. The simplest of the **cyclic alkanes** (general formula  $C_nH_{2n}$ ) is cyclopropane ( $C_3H_6$ ), shown in Fig. 22.5(a). Since the carbon atoms in cyclopropane form an equilateral triangle with  $60^\circ$  bond angles, their  $sp^3$  hybrid orbitals do not overlap head-on as in normal alkanes [Fig. 22.5(b)]. This results in unusually weak, or *strained*, C—C bonds; thus the cyclopropane molecule is much more reactive than straight-chain propane. The carbon atoms in cyclobutane ( $C_4H_8$ ) form a square with  $88^\circ$  bond angles, and cyclobutane is also quite reactive.

The next two members of the series, cyclopentane ( $C_5H_{10}$ ) and cyclohexane ( $C_6H_{12}$ ), are quite stable, because their rings have bond angles very close to the tetrahedral angles, which allows the  $sp^3$  hybrid orbitals on adjacent carbon atoms to overlap head-on and form normal C—C bonds, which are quite strong. To attain the tetrahedral angles, the cyclohexane ring must “pucker”—that is, become nonplanar. Cyclohexane can exist in two forms, the *chair* and the *boat* forms, as shown in Fig. 22.6. The two hydrogen atoms above the ring in the boat form are quite close to each other, and the resulting repulsion between these atoms causes the chair form to be preferred. At  $25^\circ C$  more than 99% of cyclohexane exists in the chair form.

For simplicity, the cyclic alkanes are often represented by the following structures:



Thus the structure  $\begin{array}{c} CH_3 \\ | \\ \triangle \end{array}$  represents methylcyclopropane.

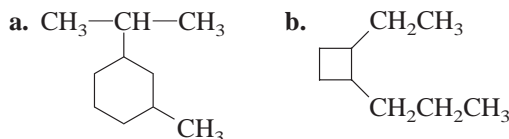


**Figure 22.6**  
 The (a) chair and (b) boat forms of cyclohexane.

The nomenclature for cycloalkanes follows the same rules as for the other alkanes except that the root name is preceded by the prefix *cyclo-*. The ring is numbered to yield the smallest substituent numbers possible.

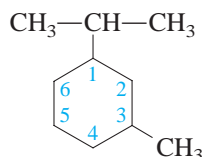
### EXAMPLE 22.4 Naming Cyclic Alkanes

Name each of the following cyclic alkanes.



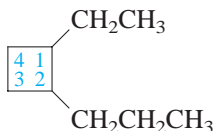
#### Solution

a. The six-carbon cyclohexane ring is numbered as follows:



There is an isopropyl group at carbon 1 and a methyl group at carbon 3. The name is 1-isopropyl-3-methylcyclohexane, since the alkyl groups are named in alphabetical order.

b. This is a cyclobutane ring, which is numbered as follows:

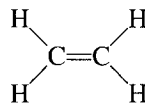


The name is 1-ethyl-2-propylcyclobutane.

SEE EXERCISE 22.22

## 22.2 ► Alkenes and Alkynes

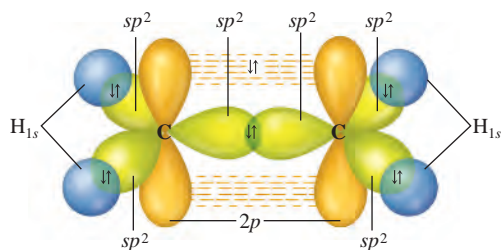
Multiple carbon–carbon bonds result when hydrogen atoms are removed from alkanes. Hydrocarbons that contain at least one carbon–carbon double bond are called **alkenes** and have the general formula  $\text{C}_n\text{H}_{2n}$ . The simplest alkene ( $\text{C}_2\text{H}_4$ ), commonly known as *ethylene*, has the Lewis structure



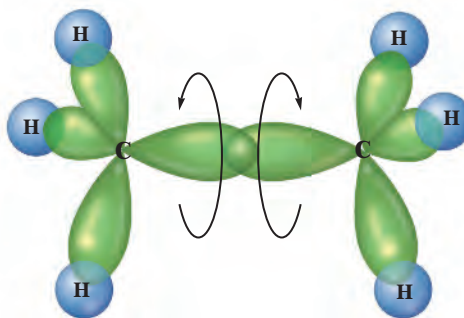
As discussed in Section 9.1, each carbon in ethylene can be described as  $sp^2$  hybridized. The C—C  $\sigma$  bond is formed by sharing an electron pair between  $sp^2$  orbitals, and the  $\pi$  bond is formed by sharing a pair of electrons between  $p$  orbitals (Fig. 22.7).

The systematic nomenclature for alkenes is quite similar to that for alkanes.

1. The root hydrocarbon name ends in *-ene* rather than *-ane*. Thus the systematic name for  $\text{C}_2\text{H}_4$  is *ethene* and the name for  $\text{C}_3\text{H}_6$  is *propene*.
2. In alkenes containing more than three carbon atoms, the location of the double bond is indicated by the lowest-numbered carbon atom involved in the bond. Thus  $\text{CH}_2=\text{CHCH}_2\text{CH}_3$  is called 1-butene, and  $\text{CH}_3\text{CH}=\text{CHCH}_3$  is called 2-butene.



**Figure 22.7**  
The bonding in ethylene.



**Figure 22.8**  
The bonding in ethane.

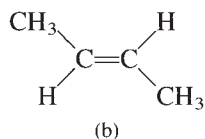
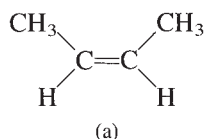
Note from Fig. 22.7 that the  $p$  orbitals on the two carbon atoms in ethylene must be lined up (parallel) to allow formation of the  $\pi$  bond. This prevents rotation of the two  $\text{CH}_2$  groups relative to each other at ordinary temperatures, in contrast to alkanes, where free rotation is possible (see Fig. 22.8). The restricted rotation around doubly bonded carbon atoms means that alkenes exhibit ***cis-trans* isomerism**. For example, there are two stereoisomers of 2-butene (Fig. 22.9). Identical substituents on the same side of the double bond are designated *cis* and those on opposite sides are labeled *trans*.

**Alkynes** are unsaturated hydrocarbons containing at least one triple carbon-carbon bond. The simplest alkyne is  $\text{C}_2\text{H}_2$  (commonly called *acetylene*), which has the systematic name *ethyne*. As discussed in Section 9.1, the triple bond in acetylene can be described as one  $\sigma$  bond between two  $sp$  hybrid orbitals on the two carbon atoms and two  $\pi$  bonds involving two  $2p$  orbitals on each carbon atom (Fig. 22.10).

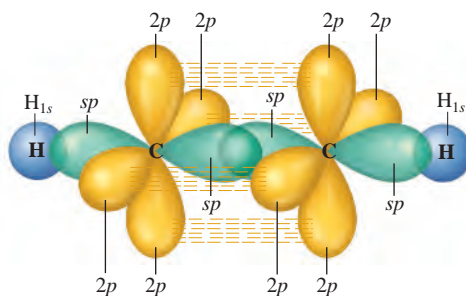
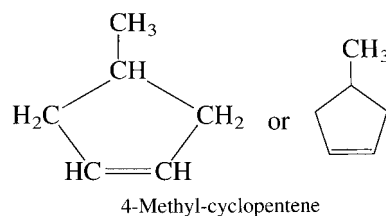
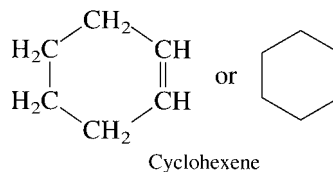
The nomenclature for alkynes involves the use of *-yne* as a suffix to replace the *-ane* of the parent alkane. Thus the molecule  $\text{CH}_3\text{CH}_2\text{C}\equiv\text{CCH}_3$  has the name 2-pentyne.

Like alkanes, unsaturated hydrocarbons can exist as ringed structures, for example,

For cyclic alkenes, number through the double bond toward the substituent.



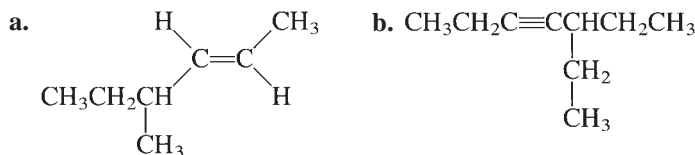
**Figure 22.9**  
The two stereoisomers of 2-butene:  
(a) *cis*-2-butene and (b) *trans*-2-butene.



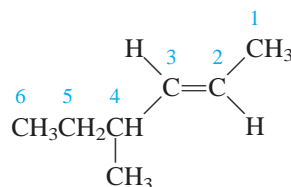
**Figure 22.10**  
The bonding in acetylene.

## EXAMPLE 22.5 Naming Alkenes and Alkynes

Name each of the following molecules.

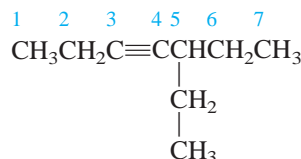
**Solution**

a. The longest chain, which contains six carbon atoms, is numbered as follows:



Thus the hydrocarbon is a 2-hexene. Since the hydrogen atoms are located on opposite sides of the double bond, this molecule corresponds to the *trans* isomer. The name is *trans*-4-methyl-2-hexene.

b. The longest chain, consisting of seven carbon atoms, is numbered as shown (giving the triple bond the lowest possible number):



The hydrocarbon is a 3-heptyne. The full name is 5-ethyl-3-heptyne, where the position of the triple bond is indicated by the lower-numbered carbon atom involved in this bond.

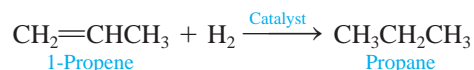


A worker using an oxyacetylene torch.

SEE EXERCISES 22.25, 22.26, AND 22.44

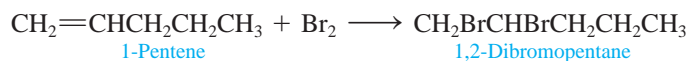
**Reactions of Alkenes and Alkynes**

Because alkenes and alkynes are unsaturated, their most important reactions are **addition reactions**. In these reactions  $\pi$  bonds, which are weaker than the C—C  $\sigma$  bonds, are broken, and new  $\sigma$  bonds are formed to the atoms being added. For example, **hydrogenation reactions** involve the addition of hydrogen atoms:



For this reaction to proceed rapidly at normal temperatures, a catalyst of platinum, palladium, or nickel is used. The catalyst serves to help break the relatively strong H—H bond, as was discussed in Section 12.7. Hydrogenation of alkenes is an important industrial process, particularly in the manufacture of solid shortenings where unsaturated fats (fats containing double bonds), which are generally liquid, are converted to solid saturated fats.

**Halogenation** of unsaturated hydrocarbons involves addition of halogen atoms. For example,

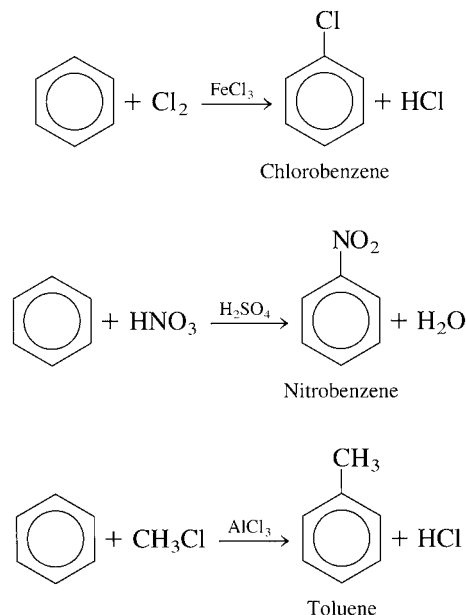


Another important reaction involving certain unsaturated hydrocarbons is **polymerization**, a process in which many small molecules are joined together to form a large molecule. Polymerization will be discussed in Section 22.5.

## 22.3 ► Aromatic Hydrocarbons

A special class of cyclic unsaturated hydrocarbons is known as the **aromatic hydrocarbons**. The simplest of these is benzene ( $\text{C}_6\text{H}_6$ ), which has a planar ring structure, as shown in Fig. 22.11(a). In the localized electron model of the bonding in benzene, resonance structures of the type shown in Fig. 22.11(b) are used to account for the known equivalence of all the carbon–carbon bonds. But as we discussed in Section 9.5, the best description of the benzene molecule assumes that  $sp^2$  hybrid orbitals on each carbon are used to form the C–C and C–H  $\sigma$  bonds, while the remaining  $2p$  orbital on each carbon is used to form  $\pi$  molecular orbitals. The delocalization of these  $\pi$  electrons is usually indicated by a circle inside the ring [Fig. 22.11(c)].

The delocalization of the  $\pi$  electrons makes the benzene ring behave quite differently from a typical unsaturated hydrocarbon. As we have seen previously, unsaturated hydrocarbons generally undergo rapid addition reactions. However, benzene does not. Instead, it undergoes substitution reactions in which *hydrogen atoms are replaced by other atoms*. For example,

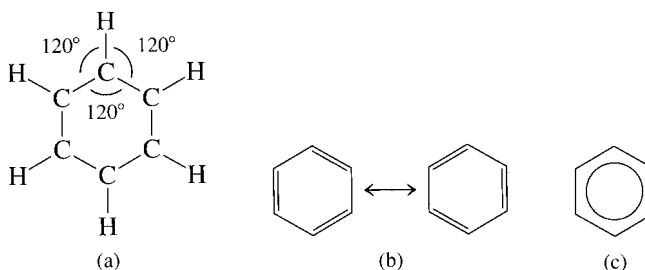


In each case the substance shown over the arrow is needed to catalyze these substitution reactions.

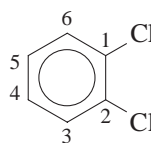
Substitution reactions are characteristic of saturated hydrocarbons, and addition reactions are characteristic of unsaturated ones. The fact that benzene reacts more like a saturated hydrocarbon indicates the great stability of the delocalized  $\pi$  electron system.

**Figure 22.11**

(a) The structure of benzene, a planar ring system in which all bond angles are  $120^\circ$ . (b) Two of the resonance structures of benzene. (c) The usual representation of benzene. The circle represents the electrons in the delocalized  $\pi$  system. All C—C bonds in benzene are equivalent.

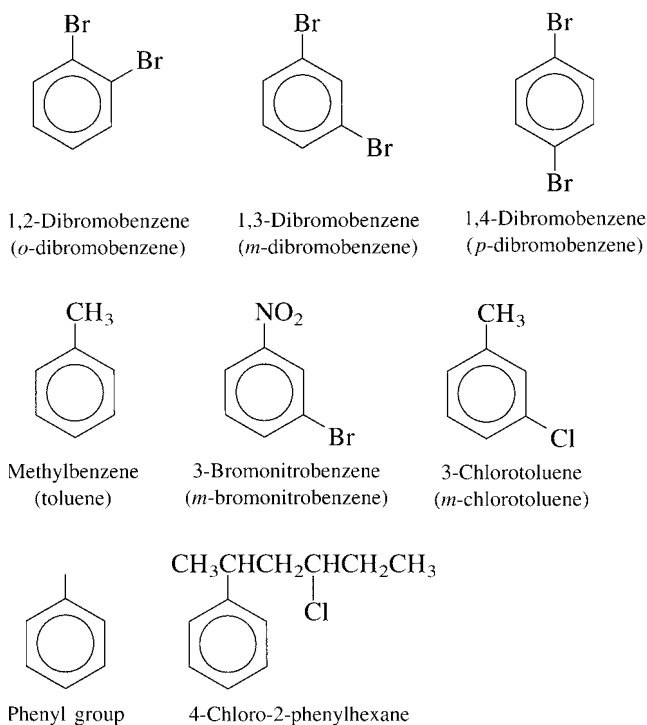


The nomenclature of benzene derivatives is similar to the nomenclature for saturated ring systems. If there is more than one substituent present, numbers are used to indicate substituent positions. For example, the compound



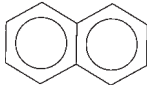
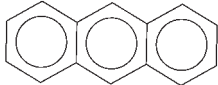
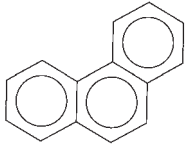
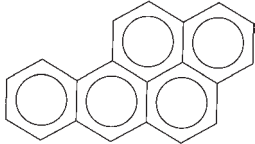
is named 1,2-dichlorobenzene. Another nomenclature system uses the prefix *ortho-* (*o-*) for two adjacent substituents, *meta-* (*m-*) for two substituents with one carbon between them, and *para-* (*p-*) for two substituents opposite each other. When benzene is used as a substituent, it is called the **phenyl group**. Examples of some aromatic compounds are shown in Fig. 22.12.

Benzene is the simplest aromatic molecule. More complex aromatic systems can be viewed as consisting of a number of “fused” benzene rings. Some examples are given in Table 22.3.

**Figure 22.12**

Some selected substituted benzenes and their names. Common names are given in parentheses.

Table 22.3 ► More Complex Aromatic Systems

Structural Formula	Name	Use of Effect
	Naphthalene	Formerly used in mothballs
	Anthracene	Dyes
	Phenanthrene	Dyes, explosives, and synthesis of drugs
	3,4-Benzopyrene	Active carcinogen found in smoke and smog

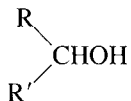
## 22.4 ► Hydrocarbon Derivatives

The vast majority of organic molecules contain elements in addition to carbon and hydrogen. However, most of these substances can be viewed as **hydrocarbon derivatives**, molecules that are fundamentally hydrocarbons but that have additional atoms or groups of atoms called **functional groups**. The common functional groups are listed in Table 22.4. Because each functional group exhibits characteristic chemistry, we will consider the groups separately.

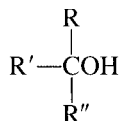
### Alcohols



Primary alcohol  
(one R group)



Secondary alcohol  
(two R groups)



Tertiary alcohol  
(three R groups)

**Alcohols** are characterized by the presence of the hydroxyl group ( $-\text{OH}$ ). Some common alcohols are shown in Table 22.5. The systematic name for an alcohol is obtained by replacing the final *-e* of the parent hydrocarbon with *-ol*. The position of the  $-\text{OH}$  group is specified by a number (where necessary) chosen so that it is the smallest of the substituent numbers. Alcohols are classified according to the number of hydrocarbon fragments bonded to the carbon where the  $-\text{OH}$  group is attached (see margin), where R, R', and R'' (which may be the same or different) represent hydrocarbon fragments.

Alcohols usually have much higher boiling points than might be expected from their molar masses. For example, both methanol and ethane have a molar mass of 30, but the boiling point for methanol is  $65^\circ\text{C}$  while that for ethane is  $-89^\circ\text{C}$ . This difference can be understood if we consider the types of intermolecular attractions that occur in these liquids. Ethane molecules are nonpolar and exhibit only weak London dispersion interactions. However, the polar  $-\text{OH}$  group of methanol produces extensive hydrogen bonding similar to that found in water (see Section 10.1), which results in the relatively high boiling point.

Although there are many important alcohols, the simplest ones, methanol and ethanol, have the greatest commercial value. Methanol, also known as *wood alcohol* because it was formerly obtained by heating wood in the absence of air, is prepared industrially



Table 22.4 ► The Common Functional Groups

Class	Functional Group	General Formula*	Example
Halohydrocarbons	—X (F, Cl, Br, I)	R—X	CH <sub>3</sub> I Iodomethane (methyl iodide)
Alcohols	—OH	R—OH	CH <sub>3</sub> OH Methanol (methyl alcohol)
Ethers	—O—	R—O—R'	CH <sub>3</sub> OCH <sub>3</sub> Dimethyl ether
Aldehydes	$\begin{array}{c} \text{O} \\ \parallel \\ \text{—C—H} \end{array}$	$\begin{array}{c} \text{O} \\ \parallel \\ \text{R—C—H} \end{array}$	CH <sub>2</sub> O Methanal (formaldehyde)
Ketones	$\begin{array}{c} \text{O} \\ \parallel \\ \text{—C—} \end{array}$	$\begin{array}{c} \text{O} \\ \parallel \\ \text{R—C—R}' \end{array}$	CH <sub>3</sub> COCH <sub>3</sub> Propanone (dimethyl ketone or acetone)
Carboxylic acids	$\begin{array}{c} \text{O} \\ \parallel \\ \text{—C—OH} \end{array}$	$\begin{array}{c} \text{O} \\ \parallel \\ \text{R—C—OH} \end{array}$	CH <sub>3</sub> COOH Ethanoic acid (acetic acid)
Esters	$\begin{array}{c} \text{O} \\ \parallel \\ \text{—C—O—} \end{array}$	$\begin{array}{c} \text{O} \\ \parallel \\ \text{R—C—O—R}' \end{array}$	CH <sub>3</sub> COOCH <sub>2</sub> CH <sub>3</sub> Ethyl acetate
Amines	—NH <sub>2</sub>	R—NH <sub>2</sub>	CH <sub>3</sub> NH <sub>2</sub> Aminomethane (methylamine)

\*R and R' represent hydrocarbon fragments.

(approximately 4 million tons annually in the United States) by the hydrogenation of carbon monoxide:



Methanol is used as a starting material for the synthesis of acetic acid and for many types of adhesives, fibers, and plastics. It is also used (and such use may increase) as a motor fuel. Methanol is highly toxic to humans and can lead to blindness and death if ingested.

Ethanol is the alcohol found in beverages such as beer, wine, and whiskey; it is produced by the fermentation of glucose in corn, barley, grapes, and so on:



Table 22.5 ► Some Common Alcohols

Formula	Systematic Name	Common Name
CH <sub>3</sub> OH	Methanol	Methyl alcohol
CH <sub>3</sub> CH <sub>2</sub> OH	Ethanol	Ethyl alcohol
CH <sub>3</sub> CH <sub>2</sub> CH <sub>2</sub> OH	1-Propanol	<i>n</i> -Propyl alcohol
$\begin{array}{c} \text{CH}_3\text{CHCH}_3 \\   \\ \text{OH} \end{array}$	2-Propanol	Isopropyl alcohol



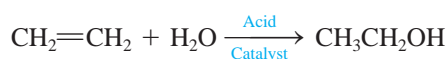
A winemaker draws off a glass of wine in a modern wine cellar.



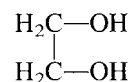
Using a new E85 fuel pump.

The reaction is catalyzed by the enzymes found in yeast. This reaction can proceed only until the alcohol content reaches about 13% (the percentage found in most wines), at which point the yeast can no longer survive. Beverages with higher alcohol content are made by distilling the fermentation mixture.

Ethanol, like methanol, can be burned in the internal combustion engines of automobiles and is now commonly added to gasoline to form gasohol (see Section 6.6). It is also used in industry as a solvent and for the preparation of acetic acid. One common method for the production of ethanol in the chemical industry is by reaction of water with ethylene:

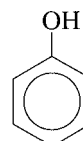


Many polyhydroxyl (more than one —OH group) alcohols are known, the most important being *1,2-ethanediol* (ethylene glycol),



a toxic substance that is the major constituent of most automobile antifreeze solutions.

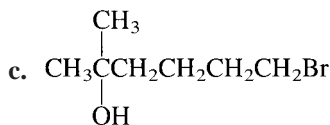
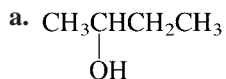
The simplest aromatic compound with an attached —OH group is



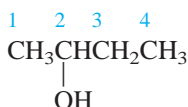
which is commonly called **phenol**. While this compound looks like an alcohol, its properties are very different from alcohols. Most of the 1 million tons of phenol produced annually in the United States is used to make polymers for adhesives and plastics.

**EXAMPLE 22.6** Naming and Classifying Alcohols

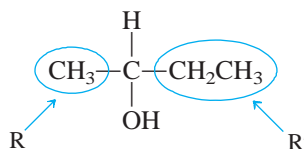
For each of the following alcohols, give the systematic name and specify whether the alcohol is primary, secondary, or tertiary.


**Solution**

a. The chain is numbered as follows:

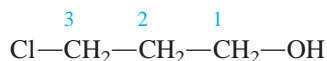


The compound is called 2-butanol, since the —OH group is located at the number 2 position of a four-carbon chain. Note that the carbon to which the —OH is attached also has —CH<sub>3</sub> and —CH<sub>2</sub>CH<sub>3</sub> groups attached:

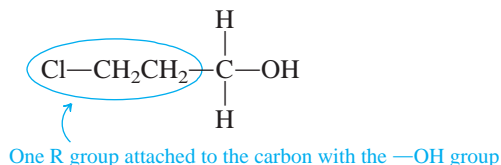


Therefore, this is a *secondary* alcohol.

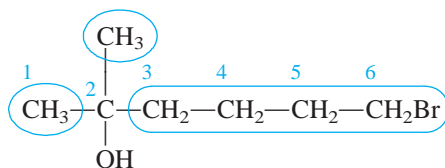
b. The chain is numbered as follows:



The name is 3-chloro-1-propanol. This is a *primary* alcohol:



c. The chain is numbered as follows:



The name is 6-bromo-2-methyl-2-hexanol. This is a *tertiary* alcohol since the carbon where the —OH is attached also has three other R groups attached.

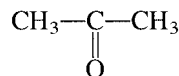
SEE EXERCISE 22.51

## Aldehydes and Ketones

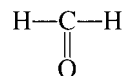
Aldehydes and ketones contain the **carbonyl group**,



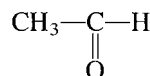
In **ketones** this group is bonded to two carbon atoms, as in acetone,



In **aldehydes** the carbonyl group is bonded to at least one hydrogen atom, as in formaldehyde,



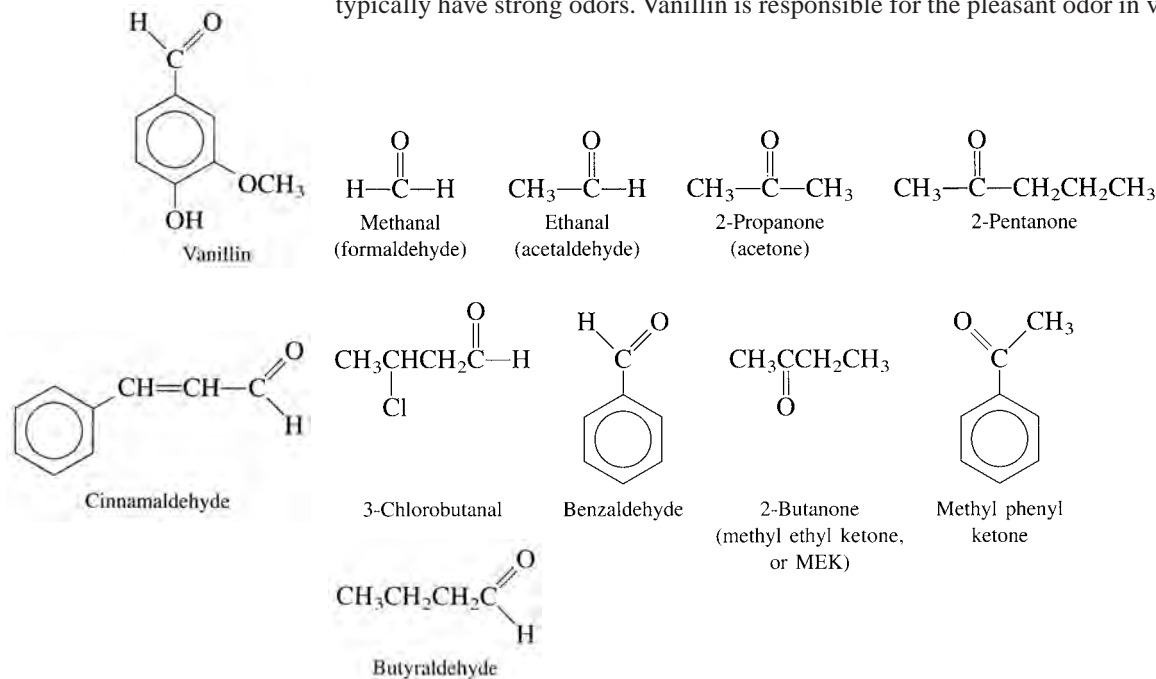
or acetaldehyde,



Cinnamaldehyde produces the characteristic odor of cinnamon.

The systematic name for an aldehyde is obtained from the parent alkane by removing the final *-e* and adding *-al*. For ketones the final *-e* is replaced by *-one*, and a number indicates the position of the carbonyl group where necessary. Examples of common aldehydes and ketones are shown in Fig. 22.13. Note that since the aldehyde functional group always occurs at the end of the carbon chain, the aldehyde carbon is assigned the number 1 when substituent positions are listed in the name.

Ketones often have useful solvent properties (acetone is found in nail polish remover, for example) and are frequently used in industry for this purpose. Aldehydes typically have strong odors. Vanillin is responsible for the pleasant odor in vanilla beans;



**Figure 22.13**

Some common ketones and aldehydes. Note that since the aldehyde functional group always appears at the end of a carbon chain, carbon is assigned the number 1 when the compound is named.

cinnamaldehyde produces the characteristic odor of cinnamon. On the other hand, the unpleasant odor in rancid butter arises from the presence of butyraldehyde.

Aldehydes and ketones are most often produced commercially by the oxidation of alcohols. For example, oxidation of a *primary* alcohol yields the corresponding aldehyde:

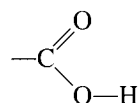


Oxidation of a *secondary* alcohol results in a ketone:



## Carboxylic Acids and Esters

**Carboxylic acids** are characterized by the presence of the **carboxyl group**

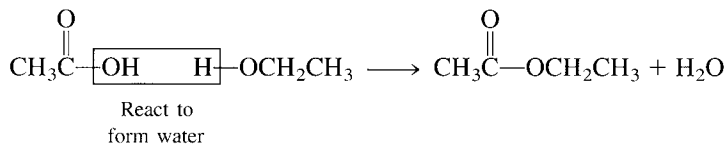


that gives an acid of the general formula RCOOH. Typically, these molecules are weak acids in aqueous solution (see Section 14.5). Organic acids are named from the parent alkane by dropping the final *-e* and adding *-oic*. Thus  $\text{CH}_3\text{COOH}$ , commonly called acetic acid, has the systematic name ethanoic acid, since the parent alkane is ethane. Other examples of carboxylic acids are shown in Fig. 22.14.

Many carboxylic acids are synthesized by oxidizing primary alcohols with a strong oxidizing agent. For example, ethanol can be oxidized to acetic acid by using potassium permanganate:



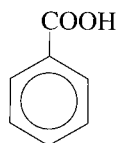
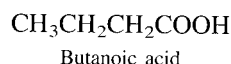
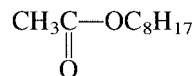
A carboxylic acid reacts with an alcohol to form an **ester** and a water molecule. For example, the reaction of acetic acid with ethanol produces ethyl acetate and water:



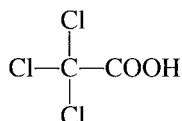
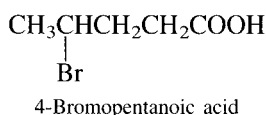
Esters often have a sweet, fruity odor that is in contrast to the often pungent odors of the parent carboxylic acids. For example, the odor of bananas is caused by *n*-amyl acetate,



and that of oranges is caused by *n*-octyl acetate,



Benzoic acid

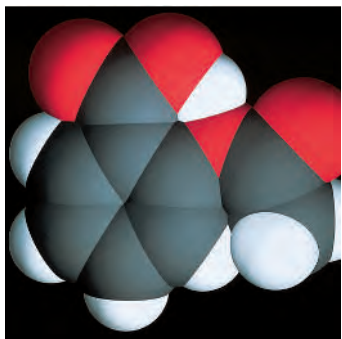


Trichloroethanoic acid  
(trichloroacetic acid)

**Figure 22.14**  
Some carboxylic acids.

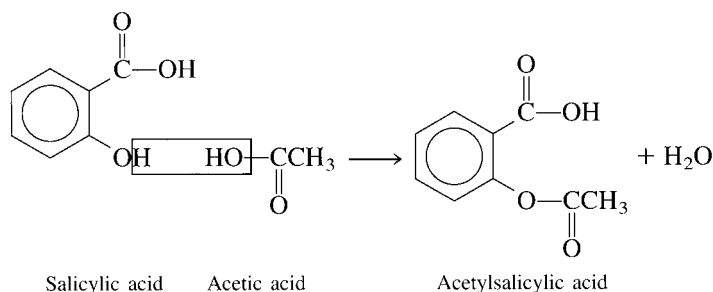


Aspirin tablets.



Computer-generated space-filling model of acetylsalicylic acid (aspirin).

A very important ester is formed from the reaction of salicylic acid and acetic acid:

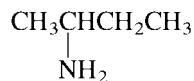


The product is acetylsalicylic acid, commonly known as *aspirin*, which is used in huge quantities as an analgesic (painkiller).

## Amines

**Amines** are probably best viewed as derivatives of ammonia in which one or more N—H bonds are replaced by N—C bonds. The resulting amines are classified as *primary* if one N—C bond is present, *secondary* if two N—C bonds are present, and *tertiary* if all three N—H bonds in NH<sub>3</sub> have been replaced by N—C bonds (Fig. 22.15). Examples of some common amines are given in Table 22.6.

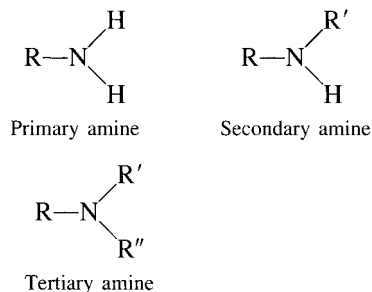
Common names are often used for simple amines; the systematic nomenclature for more complex molecules uses the name *amino-* for the —NH<sub>2</sub> functional group. For example, the molecule



is named 2-aminobutane.

Many amines have unpleasant “fishlike” odors. For example, the odors associated with decaying animal and human tissues are caused by amines such as putrescine (H<sub>2</sub>NCH<sub>2</sub>CH<sub>2</sub>CH<sub>2</sub>NH<sub>2</sub>) and cadaverine (H<sub>2</sub>NCH<sub>2</sub>CH<sub>2</sub>CH<sub>2</sub>CH<sub>2</sub>CH<sub>2</sub>NH<sub>2</sub>).

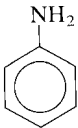
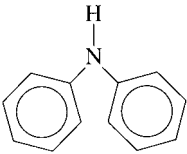
Aromatic amines are primarily used to make dyes. Since many of them are carcinogenic, they must be handled with great care.



**Figure 22.15**

The general formulas for primary, secondary, and tertiary amines. R, R', and R'' represent carbon-containing substituents.

**Table 22.6** ▶ Some Common Amines

Formula	Common Name	Type
CH <sub>3</sub> NH <sub>2</sub>	Methylamine	Primary
CH <sub>3</sub> CH <sub>2</sub> NH <sub>2</sub>	Ethylamine	Primary
(CH <sub>3</sub> ) <sub>2</sub> NH	Dimethylamine	Secondary
(CH <sub>3</sub> ) <sub>3</sub> N	Trimethylamine	Tertiary
	Aniline	Primary
	Diphenylamine	Secondary

## 22.5 ► Polymers

**Polymers** are large, usually chainlike molecules that are built from small molecules called *monomers*. Polymers form the basis for synthetic fibers, rubbers, and plastics and have played a leading role in the revolution that has been brought about in daily life by chemistry. It has been estimated that about 50% of the industrial chemists in the United States work in some area of polymer chemistry, a fact that illustrates just how important polymers are to our economy and standard of living.

### The Development and Properties of Polymers

The development of the polymer industry provides a striking example of the importance of serendipity in the progress of science. Many discoveries in polymer chemistry arose from accidental observations that scientists followed up.

The age of plastics might be traced to a day in 1846 when Christian Schoenbein, a chemistry professor at the University of Basel in Switzerland, spilled a flask containing nitric and sulfuric acids. In his hurry to clean up the spill, he grabbed his wife's cotton apron, which he then rinsed out and hung up in front of a hot stove to dry. Instead of drying, the apron flared and burned.

Very interested in this event, Schoenbein repeated the reaction under more controlled conditions and found that the new material, which he correctly concluded to be nitrated cellulose, had some surprising properties. As he had experienced, the nitrated cellulose is extremely flammable and, under certain circumstances, highly explosive. In addition, he found that it could be molded at moderate temperatures to give objects that were, upon cooling, tough but elastic. Predictably, the explosive nature of the substance was initially of more interest than its other properties, and cellulose nitrate rapidly became the basis for smokeless gunpowder. Although Schoenbein's discovery cannot be described as a truly synthetic polymer (because he simply found a way to modify the natural polymer cellulose), it formed the basis for a large number of industries that grew up to produce photographic films, artificial fibers, and molded objects of all types.

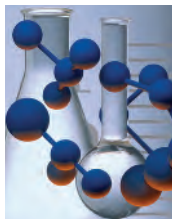
The first synthetic polymers were produced as by-products of various organic reactions and were regarded as unwanted contaminants. Thus the first preparations of many of the polymers now regarded as essential to our modern lifestyle were thrown away in disgust. One chemist who refused to be defeated by the "tarry" products obtained when he reacted phenol with formaldehyde was the Belgian-American chemist Leo H. Baekeland (1863–1944). Baekeland's work resulted in the first completely synthetic plastic (called Bakelite), a substance that when molded to a certain shape under high pressure and temperature cannot be softened again or dissolved. Bakelite is a **thermoset polymer**. In contrast, cellulose nitrate is a **thermoplastic polymer**; that is, it can be remelted after it has been molded.

The discovery of Bakelite in 1907 spawned a large plastics industry, producing telephones, billiard balls, and insulators for electrical devices. During the early days of polymer chemistry, there was a great deal of controversy over the nature of these materials. Although the German chemist Hermann Staudinger speculated in 1920 that polymers were very large molecules held together by strong chemical bonds, most chemists of the time assumed that these materials were much like colloids, in which small molecules are aggregated into large units by forces weaker than chemical bonds.

One chemist who contributed greatly to the understanding of polymers as giant molecules was Wallace H. Carothers of the DuPont Chemical Company. Among his accomplishments was the preparation of nylon. The nylon story further illustrates the importance of serendipity in scientific research. When nylon is first prepared, the resulting product is a sticky material with little structural integrity. Because of this, it was initially put aside as having no apparently useful characteristics. However, Julian Hill, a chemist in the Carothers research group, one day put a small ball of this nylon on the end of a stirring rod and drew it away from the remaining sticky mass, forming a string. He noticed the



A radio from the 1930s made of Bakelite.



## chemical connections

### Wallace Hume Carothers

Wallace H. Carothers, a brilliant organic chemist who was principally responsible for the development of nylon and the first synthetic rubber (Neoprene), was born in 1896 in Burlington, Iowa. As a youth, Carothers was fascinated by tools and mechanical devices and spent many hours experimenting. In 1915 he entered Tarkio College in Missouri. Carothers so excelled in chemistry that even before his graduation, he was made a chemistry instructor.

Carothers eventually moved to the University of Illinois at Urbana–Champaign, where he was appointed to the faculty when he completed his Ph.D. in organic chemistry in 1924. He moved to Harvard University in 1926, and then to DuPont in 1928 to participate in a new program in fundamental research. At DuPont, Carothers headed the organic chemistry division, and during his ten years there played a prominent role in laying the foundations of polymer chemistry.


By the age of 33, Carothers had become a world-famous chemist whose advice was sought by almost everyone working in polymers. He was the first industrial chemist to be elected to the prestigious National Academy of Sciences.

Carothers was an avid reader of poetry and a lover of classical music. Unfortunately, he also suffered from severe bouts of depression that finally led to his suicide in 1937 in a Philadelphia hotel room, where he drank a cyanide solution.



Wallace H. Carothers.

He was 41 years old. Despite the brevity of his career, Carothers was truly one of the finest American chemists of all time. His great intellect, his love of chemistry, and his insistence on perfection produced his special genius.



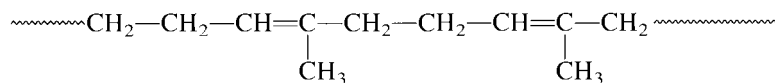
Nylon netting magnified 62 times.

Charles Goodyear tried for many years to change natural rubber into a useful product. In 1839 he accidentally dropped some rubber containing sulfur on a hot stove. Noting that the rubber did not melt as expected, Goodyear pursued this lead and developed vulcanization.

silky appearance and strength of this thread and realized that nylon could be drawn into useful fibers.

The reason for this behavior of nylon is now understood. When nylon is first formed, the individual polymer chains are oriented randomly, like cooked spaghetti, and the substance is highly amorphous. However, when drawn out into a thread, the chains tend to line up (the nylon becomes more crystalline), which leads to increased hydrogen bonding between adjacent chains. This increase in crystallinity, along with the resulting increase in hydrogen-bonding interactions, leads to strong fibers and thus to a highly useful material. Commercially, nylon is produced by forcing the raw material through a *spinneret*, a plate containing small holes, which forces the polymer chains to line up.

Another property that adds strength to polymers is **crosslinking**, the existence of covalent bonds between adjacent chains. The structure of Bakelite is highly crosslinked, which accounts for the strength and toughness of this polymer. Another example of crosslinking occurs in the manufacture of rubber. Raw natural rubber consists of chains of the type



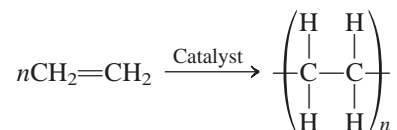
and is a soft, sticky material unsuitable for tires. However, in 1839 Charles Goodyear (1800–1860), an American chemist, accidentally found that if sulfur is added to rubber



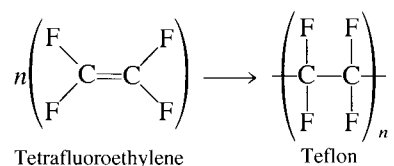
and the resulting mixture is heated (a process called **vulcanization**), the resulting rubber is still elastic (reversibly stretchable) but is much stronger. This change in character occurs because sulfur atoms become bonded between carbon atoms on different chains. These sulfur atoms form bridges between the polymer chains, thus linking the chains together.

## Types of Polymers

The simplest and one of the best-known polymers is *polyethylene*, which is constructed from ethylene monomers:



where  $n$  represents a large number (usually several thousand). Polyethylene is a tough, flexible plastic used for piping, bottles, electrical insulation, packaging films, garbage bags, and many other purposes. Its properties can be varied by using substituted ethylene monomers. For example, when tetrafluoroethylene is the monomer, the polymer Teflon is obtained:



Crosslinking gives the rubber in these tires strength and toughness.

The discovery of Teflon, a very important substituted polyethylene, is another illustration of the role of chance in chemical research. In 1938 a DuPont chemist named Roy Plunkett was studying the chemistry of gaseous tetrafluoroethylene. He synthesized about 100 pounds of the chemical and stored it in steel cylinders. When one of the cylinders failed to produce perfluoroethylene gas when the valve was opened, the cylinder was cut open to reveal a white powder. This powder turned out to be a polymer of perfluoroethylene, which was eventually developed into Teflon. Because of the resistance of the strong C—F bonds to chemical attack, Teflon is an inert, tough, and nonflammable material widely used for electrical insulation, nonstick coatings on cooking utensils, and bearings for low-temperature applications.

Other polyethylene-type polymers are made from monomers containing chloro, methyl, cyano, and phenyl substituents, as summarized in Table 22.7. In each case the double carbon–carbon bond in the substituted ethylene monomer becomes a single bond in the polymer. The different substituents lead to a wide variety of properties.

The polyethylene polymers illustrate one of the major types of polymerization reactions, called **addition polymerization**, in which the monomers simply “add together” to produce the polymer. No other products are formed. The polymerization process is initiated by a **free radical** (a species with an unpaired electron) such as the hydroxyl radical (HO·). The free radical attacks and breaks the  $\pi$  bond of an ethylene molecule to form a new free radical,

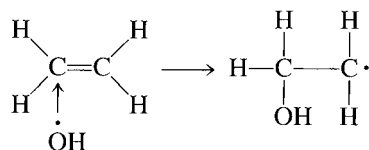
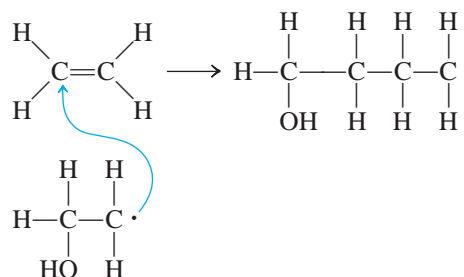


Table 22.7 Some Common Synthetic Polymers and Their Monomers and Applications

Monomer		Polymer		
Name	Formula	Name	Formula	Uses
Ethylene	$\text{H}_2\text{C}=\text{CH}_2$	Polyethylene	$-(\text{CH}_2-\text{CH}_2)_n-$	Plastic piping, bottles, electrical insulation, toys
Propylene	$\begin{array}{c} \text{H} \\   \\ \text{H}_2\text{C}=\text{C} \\   \\ \text{CH}_3 \end{array}$	Polypropylene	$-(\text{CH}-\text{CH}_2-\text{CH}-\text{CH}_2)_n-$ $\begin{array}{cc}   &   \\ \text{CH}_3 & \text{CH}_3 \end{array}$	Film for packaging, carpets, lab wares, toys
Vinyl chloride	$\begin{array}{c} \text{H} \\   \\ \text{H}_2\text{C}=\text{C} \\   \\ \text{Cl} \end{array}$	Polyvinyl chloride (PVC)	$-(\text{CH}_2-\text{CH})_n-$ $\begin{array}{c}   \\ \text{Cl} \end{array}$	Piping, siding, floor tile, clothing, toys
Acrylonitrile	$\begin{array}{c} \text{H} \\   \\ \text{H}_2\text{C}=\text{C} \\   \\ \text{CN} \end{array}$	Polyacrylonitrile (PAN)	$-(\text{CH}_2-\text{CH})_n-$ $\begin{array}{c}   \\ \text{CN} \end{array}$	Carpets, fabrics
Tetrafluoroethylene	$\text{F}_2\text{C}=\text{CF}_2$	Teflon	$-(\text{CF}_2-\text{CF}_2)_n-$	Cooking utensils, electrical insulation, bearings
Styrene	$\begin{array}{c} \text{H} \\   \\ \text{H}_2\text{C}=\text{C} \\   \\ \text{C}_6\text{H}_5 \end{array}$	Polystyrene	$-(\text{CH}_2\text{CH})_n-$ $\begin{array}{c}   \\ \text{C}_6\text{H}_5 \end{array}$	Containers, thermal insulation, toys
Butadiene	$\begin{array}{c} \text{H} \quad \text{H} \\   \quad   \\ \text{H}_2\text{C}=\text{C}-\text{C}=\text{CH}_2 \end{array}$	Polybutadiene	$-(\text{CH}_2\text{CH}=\text{CHCH}_2)_n-$	Tire tread, coating resin
Butadiene and styrene	(See above.)	Styrene-butadiene rubber	$-(\text{CH}-\text{CH}_2-\text{CH}_2-\text{CH}=\text{CH}-\text{CH}_2)_n-$ $\begin{array}{c}   \\ \text{C}_6\text{H}_5 \end{array}$	Synthetic rubber

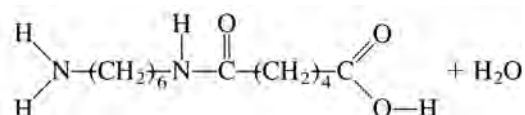
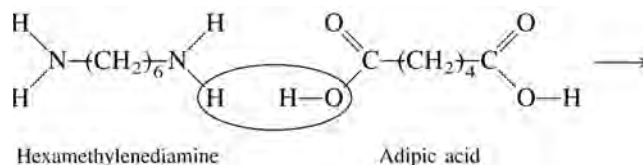
which is then available to attack another ethylene molecule:



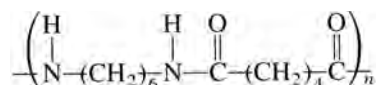
Repetition of this process thousands of times creates a long-chain polymer. Termination of the growth of the chain occurs when *two radicals* react to form a bond, a process that consumes two radicals without producing any others.

Another common type of polymerization is **condensation polymerization**, in which a small molecule, such as water, is formed for each extension of the polymer chain. The most familiar polymer produced by condensation is *nylon*. Nylon is a **copolymer**, since two different types of monomers combine to form the chain; a **homopolymer** is the result

of polymerizing a single type of monomer. One common form of nylon is produced when hexamethylenediamine and adipic acid react by splitting out a water molecule to form a C—N bond:

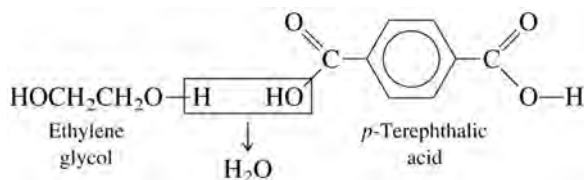


The molecule formed, called a **dimer** (two monomers joined), can undergo further condensation reactions since it has an amino group at one end and a carboxyl group at the other. Thus both ends are free to react with another monomer. Repetition of this process leads to a long chain of the type

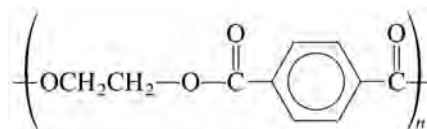


which is the basic structure of nylon. The reaction to form nylon occurs quite readily and is often used as a lecture demonstration (see Fig. 22.16). The properties of nylon can be varied by changing the number of carbon atoms in the chain of the acid or amine monomer.

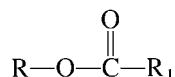
More than 1 million tons of nylon is produced annually in the United States for use in clothing, carpets, rope, and so on. Many other types of condensation polymers are also produced. For example, Dacron is a copolymer formed from the condensation reaction of ethylene glycol (a dialcohol) and *p*-terephthalic acid (a dicarboxylic acid):



The repeating unit of Dacron is



Note that this polymerization involves a carboxylic acid and an alcohol forming an ester group:



Thus Dacron is called a **polyester**. By itself or blended with cotton, Dacron is widely used in fibers for the manufacture of clothing.

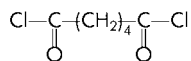
## Polymers Based on Ethylene

A large section of the polymer industry involves the production of macromolecules from ethylene or substituted ethylenes. As discussed previously, ethylene molecules polymerize by addition after the double bond has been broken by some initiator:

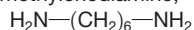


**Figure 22.16**

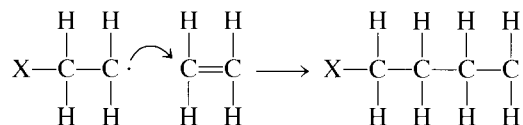
The reaction to form nylon can be carried out at the interface of two immiscible liquid layers in a beaker. The bottom layer contains adipoyl chloride,



dissolved in  $\text{CCl}_4$ , and the top layer contains hexamethylenediamine,



dissolved in water. A molecule of  $\text{HCl}$  is formed as each C—N bond forms.



This process continues by adding new ethylene molecules to eventually give polyethylene, a thermoplastic material.

There are two forms of polyethylene: low-density polyethylene (LDPE) and high-density polyethylene (HDPE). The chains in LDPE contain many branches and thus do not pack as tightly as those in HDPE, which consist of mostly straight-chain molecules.

Traditionally, LDPE has been manufactured under conditions of high pressure ( $\approx 20,000$  psi) and high temperature ( $500^\circ\text{C}$ ). These severe reaction conditions require specially designed equipment, and for safety reasons the reaction usually has been run behind a reinforced concrete barrier. More recently, lower reaction pressures and temperatures have become possible through the use of catalysts. One catalytic system using triethylaluminum,  $\text{Al}(\text{C}_2\text{H}_5)_3$ , and titanium(IV) chloride was developed by Karl Ziegler in Germany and Giulio Natta in Italy. Although this catalyst is very efficient, it catches fire on contact with air and must be handled very carefully. A safer catalytic system was developed at Phillips Petroleum Company. It uses a chromium(III) oxide ( $\text{Cr}_2\text{O}_3$ ) and aluminosilicate catalyst and has mainly taken over in the United States. The product of the catalyzed reaction is highly linear (unbranched) and is often called *linear low-density polyethylene*. It is very similar to HDPE.

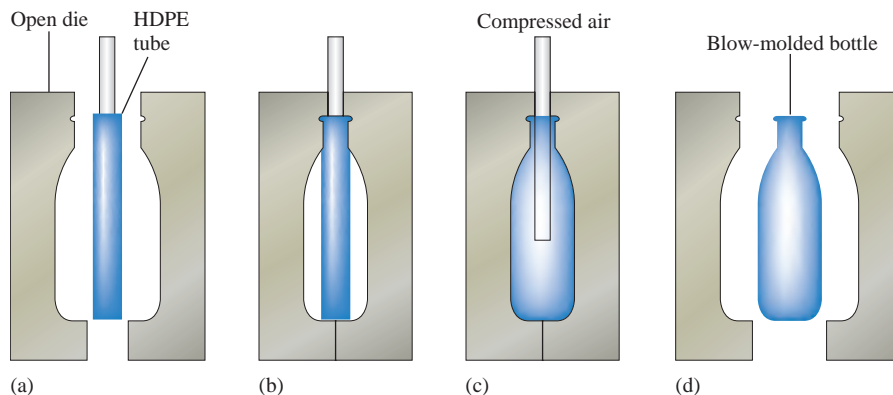
The major use of LDPE is in the manufacture of the tough transparent film that is used in packaging so many consumer goods. Two-thirds of the approximately 10 billion pounds of LDPE produced annually in the United States are used for this purpose. The major use of HDPE is for blow-molded products, such as bottles for consumer products (see Fig. 22.17).

The useful properties of polyethylene are due primarily to its high molecular weight (molar mass). Although the strengths of the interactions between specific points on the nonpolar chains are quite small, the chains are so long that these small attractions accumulate to a very significant value, so that the chains stick together very tenaciously. There is also a great deal of physical tangling of the lengthy chains. The combination of these interactions gives the polymer strength and toughness. However, a material like polyethylene can be melted and formed into a new shape (thermoplastic behavior), because in the melted state the molecules can readily flow past one another.

Since a high molecular weight gives a polymer useful properties, one might think that the goal would be to produce polymers with chains as long as possible. However, this is not the case—polymers become much more difficult to process as the molecular weights increase. Most industrial operations require that the polymer flow through pipes as it is processed. But as the chain lengths increase, viscosity also increases. In practice,

psi is the abbreviation for pounds per square inch:  $15 \text{ psi} \approx 1 \text{ atm}$ .

Molecular weight (not molar mass) is the common terminology in the polymer industry.



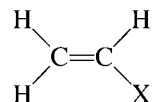
**Figure 22.17**

A major use of HDPE is for blow-molded objects such as bottles for soft drinks, shampoos, bleaches, and so on. (a) A tube composed of HDPE is inserted into the mold (die). (b) The die closes, sealing the bottom of the tube. (c) Compressed air is forced into the warm HDPE tube, which then expands to take the shape of the die. (d) The molded bottle is removed from the die.

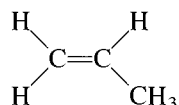
the upper limit of a polymer's molecular weight is set by the flow requirements of the manufacturing process. Thus the final product often reflects a compromise between the optimal properties for the application and those needed for ease of processing.

Although many polymer properties are greatly influenced by molecular weight, some other important properties are not. For example, chain length does not affect a polymer's resistance to chemical attack. Physical properties such as color, refractive index, hardness, density, and electrical conductivity are also not greatly influenced by molecular weight.

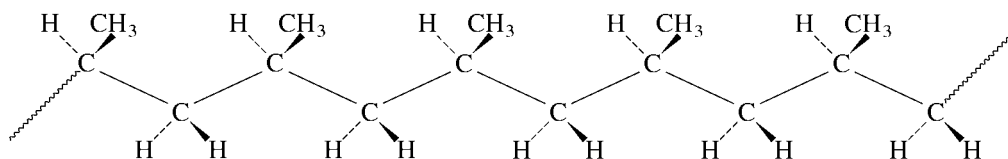
We have already seen that one way of altering the strength of a polymeric material is to vary the chain length. Another method for modifying polymer behavior involves varying the substituents. For example, if we use a monomer of the type



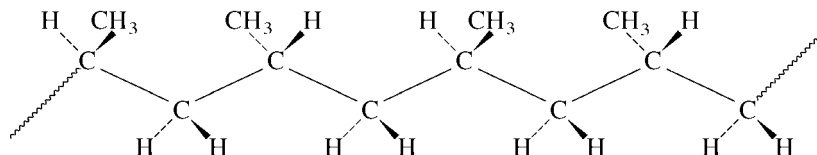
the properties of the resulting polymer depend on the identity of X. The simplest example is polypropylene, whose monomer is



and that has the form



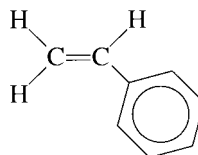
The  $\text{CH}_3$  groups can be arranged on the same side of the chain (called an **isotactic chain**) as shown above, can alternate (called a **syndiotactic chain**) as shown below,



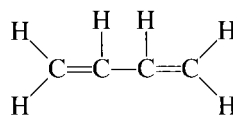
or can be randomly distributed (called an **atactic chain**).

The chain arrangement has a significant effect on the polymer's properties. Most polypropylene is made using the Ziegler-Natta catalyst,  $\text{Al}(\text{C}_2\text{H}_5)_3 \cdot \text{TiCl}_4$ , which produces highly isotactic chains that pack together quite closely. As a result, polypropylene is more crystalline, and therefore stronger and harder, than polyethylene. The major uses of polypropylene are for molded parts (40%), fibers (35%), and packaging films (10%). Polypropylene fibers are especially useful for athletic wear because they do not absorb water from perspiration, as cotton does. Rather, the moisture is drawn away from the skin to the surface of the polypropylene garment, where it can evaporate. The annual U.S. production of polypropylene is about 7 billion pounds.

Another related polymer, **polystyrene**, is constructed from the monomer styrene,

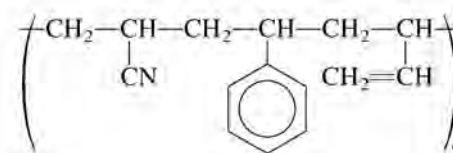
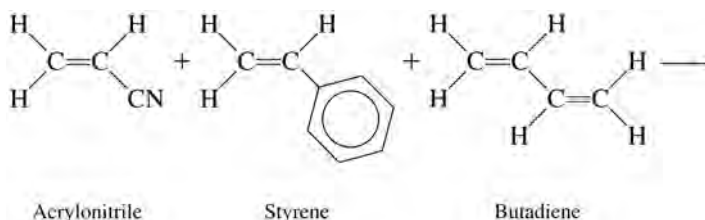


Pure polystyrene is too brittle for many uses, so most polystyrene-based polymers are actually *copolymers* of styrene and butadiene,



thus incorporating bits of butadiene rubber into the polystyrene matrix. The resulting polymer is very tough and is often used as a substitute for wood in furniture.


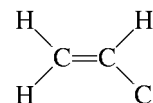
Another polystyrene-based product is acrylonitrile-butadiene-styrene (ABS), a tough, hard, and chemically resistant plastic used for pipes and for items such as radio housings, telephone cases, and golf club heads, for which shock resistance is an essential property. Originally, ABS was produced by copolymerization of the three monomers:



PVC pipe is widely used in industry.

It is now prepared by a special process called *grafting*, in which butadiene is polymerized first, and then the cyanide and phenyl substituents are added chemically.

Another high-volume polymer, **polyvinyl chloride (PVC)**, is constructed from the monomer vinyl chloride,



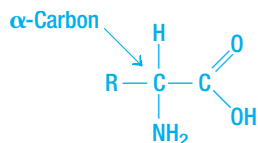
The protein in muscles enables them to contract.

## 22.6 ► Natural Polymers

### Proteins

We have seen that many useful synthetic materials are polymers. Thus it should not be surprising that a great many natural materials are also polymers: starch, hair, silicate chains in soil and rocks, silk and cotton fibers, and the cellulose in woody plants, to name only a few.

In this section we consider a class of natural polymers, the **proteins**, which make up about 15% of our bodies and have molecular weights (molar masses) that range from about 6000 to over 1,000,000 grams per mole. Proteins perform many functions in the human body. **Fibrous proteins** provide structural integrity and strength for many types of tissue and are the main components of muscle, hair, and cartilage. Other proteins, usually called **globular proteins** because of their roughly spherical shape, are the “worker” molecules of the body. These proteins transport and store oxygen and nutrients, act as catalysts for the thousands of reactions that make life possible, fight invasion by foreign objects, participate in the body’s many regulatory systems, and transport electrons in the complex process of metabolizing nutrients.

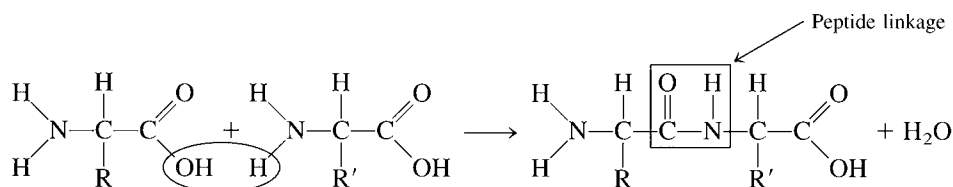


At the pH in biological fluids, the amino acids shown in Fig. 22.18 exist in a different form, with the proton of the  $\text{—COOH}$  group transferred to the  $\text{—NH}_2$  group. For example, glycine would be in the form  $\text{H}_3^+\text{NCH}_2\text{COO}^-$ .

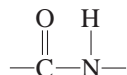
The building blocks of all proteins are the  **$\alpha$ -amino acids**, where R may represent H,  $\text{CH}_3$ , or a more complex substituent. These molecules are called  $\alpha$ -amino acids because the amino group ( $\text{—NH}_2$ ) is always attached to the  $\alpha$ -carbon, the one next to the carboxyl group ( $\text{—CO}_2\text{H}$ ). The 20 amino acids most commonly found in proteins are shown in Fig. 22.18.

Note from Fig. 22.18 that the amino acids are grouped into polar and nonpolar classes, determined by the R groups, or **side chains**. Nonpolar side chains contain mostly carbon and hydrogen atoms, whereas polar side chains contain large numbers of nitrogen and oxygen atoms. This difference is important, because polar side chains are *hydrophilic* (water-loving), but nonpolar side chains are *hydrophobic* (water-fearing), and this characteristic greatly affects the three-dimensional structure of the resulting protein.

The protein polymer is built by condensation reactions between amino acids. For example,



The product shown above is called a **dipeptide**. This name is used because the structure

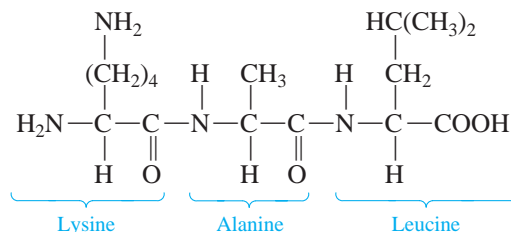


The peptide linkage is also found in nylon (see Section 22.5).

is called a **peptide linkage** by biochemists. (The same grouping is called an amide by organic chemists.) Additional condensation reactions lengthen the chain to produce a **polypeptide**, eventually yielding a protein.

You can imagine that with 20 amino acids, which can be assembled in any order, there is essentially an infinite variety possible in the construction of proteins. This flexibility allows an organism to tailor proteins for the many types of functions that must be carried out.

The order, or sequence, of amino acids in the protein chain is called the **primary structure**, conveniently indicated by using three-letter codes for the amino acids (see Fig. 22.18), where it is understood that the terminal carboxyl group is on the right and the terminal amino group is on the left. For example, one possible sequence for a tripeptide containing the amino acids lysine, alanine, and leucine is

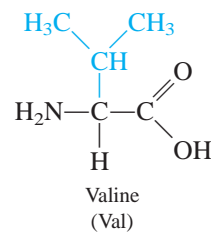
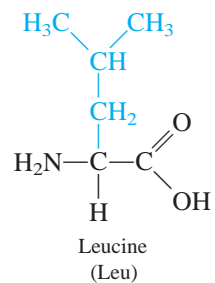
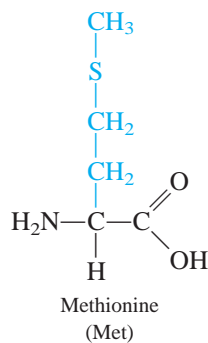
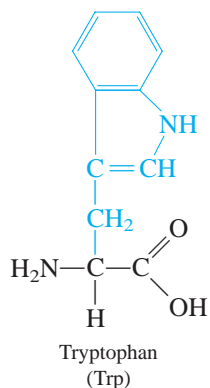
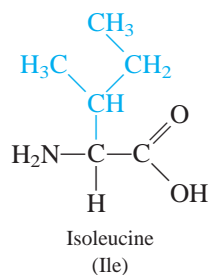
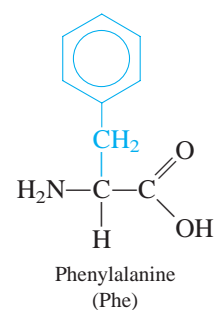
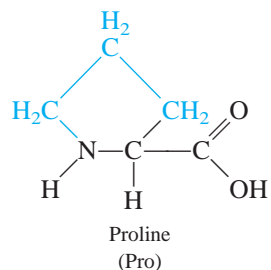
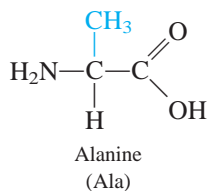
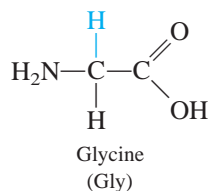


which is represented in the shorthand notation by

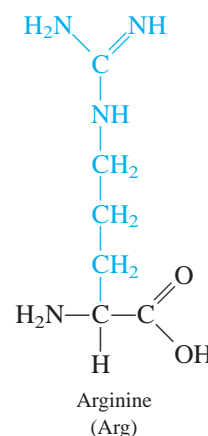
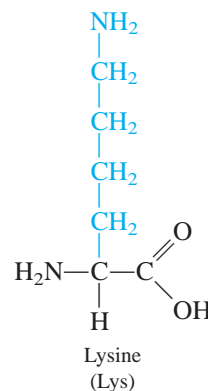
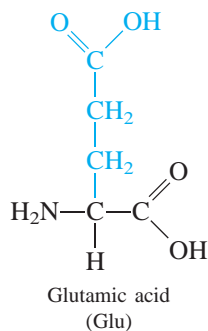
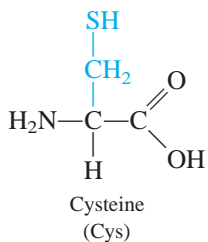
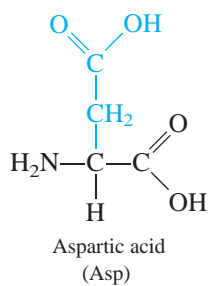
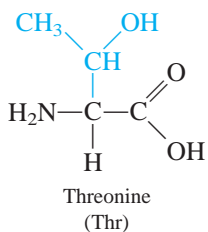
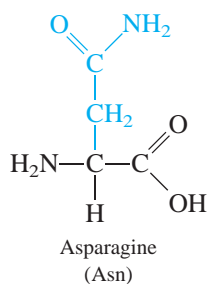
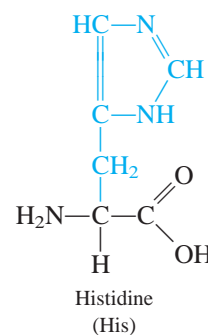
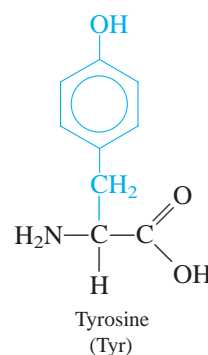
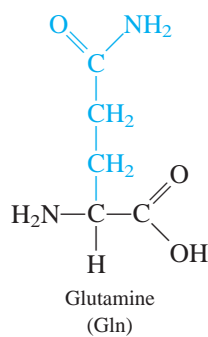
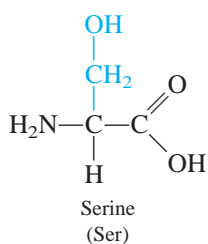
lys-ala-leu

Note from Example 22.7 that there are six sequences possible for a polypeptide with three given amino acids. There are three possibilities for the first amino acid (any one of the three given amino acids), there are two possibilities for the second amino acid (one has already been accounted for), but there is only one possibility left for the third amino acid. Thus the number of sequences is  $3 \times 2 \times 1 = 6$ . The product  $3 \times 2 \times 1$  is often written  $3!$  (and is called 3 factorial). Similar reasoning shows that for a polypeptide with four amino acids, there are  $4!$ , or  $4 \times 3 \times 2 \times 1 = 24$ , possible sequences.

### Nonpolar R groups



### Polar R groups



**Figure 22.18**

The 20  $\alpha$ -amino acids found in most proteins. The R group is shown in color.



### EXAMPLE 22.7 — Tripeptide Sequences

Write the sequences of all possible tripeptides composed of the amino acids tyrosine, histidine, and cysteine.

#### Solution

There are six possible sequences:

tyr-his-cys	his-tyr-cys	cys-tyr-his
tyr-cys-his	his-cys-tyr	cys-his-tyr

SEE EXERCISE 22.89

### EXAMPLE 22.8 — Polypeptide Sequences

What number of possible sequences exists for a polypeptide composed of 20 different amino acids?

#### Solution

The answer is  $20!$ , or

$$20 \times 19 \times 18 \times 17 \times 16 \times \cdots \times 5 \times 4 \times 3 \times 2 \times 1 = 2.43 \times 10^{18}$$

SEE EXERCISE 22.90

cys-tyr-ile-gln-asn-cys-pro-leu-gly

(a)

cys-tyr-phe-gln-asn-cys-pro-arg-gly

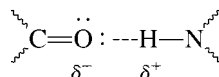
(b)

#### Figure 22.19

The amino acid sequences in (a) oxytocin and (b) vasopressin. The differing amino acids are boxed.

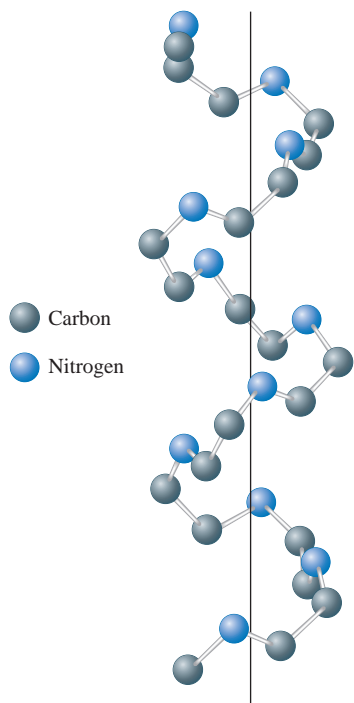
A striking example of the importance of the primary structure of polypeptides can be seen in the differences between *oxytocin* and *vasopressin*. Both of these molecules are nine-unit polypeptides that differ by only two amino acids (Fig. 22.19), yet they perform completely different functions in the human body. Oxytocin is a hormone that triggers contraction of the uterus and milk secretion. Vasopressin raises blood pressure levels and regulates kidney function.

A second level of structure in proteins, beyond the sequence of amino acids, is the arrangement of the chain of the long molecule. The **secondary structure** is determined to a large extent by hydrogen bonding between lone pairs on an oxygen atom in the carbonyl group of an amino acid and a hydrogen atom attached to a nitrogen of another amino acid:

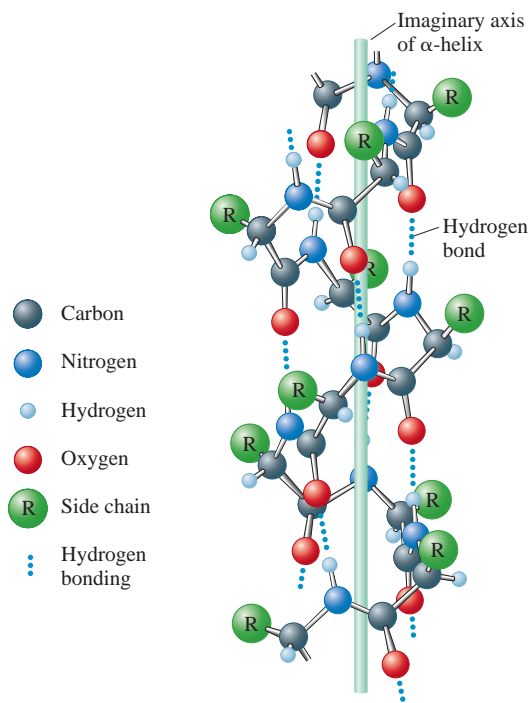


Such interactions can occur *within* the chain coils to form a spiral structure called an  **$\alpha$ -helix**, as shown in Figs. 22.20 and 22.21. This type of secondary structure gives the protein elasticity (springiness) and is found in the fibrous proteins in wool, hair, and tendons. Hydrogen bonding can also occur *between different* protein chains, joining them together in an arrangement called a **pleated sheet**, as shown in Fig. 22.22. Silk contains this arrangement of proteins, making its fibers flexible yet very strong and resistant to stretching. The pleated sheet is also found in muscle fibers. The hydrogen bonds in the  $\alpha$ -helical protein are called *intrachain* (within a given protein chain), and those in the pleated sheet are said to be *interchain* (between protein chains).

As you might imagine, a molecule as large as a protein has a great deal of flexibility and can assume a variety of overall shapes. The specific shape that a protein assumes depends on its function. For long, thin structures, such as hair, wool and silk fibers, and tendons, an elongated shape is required. This may involve an  $\alpha$ -helical secondary

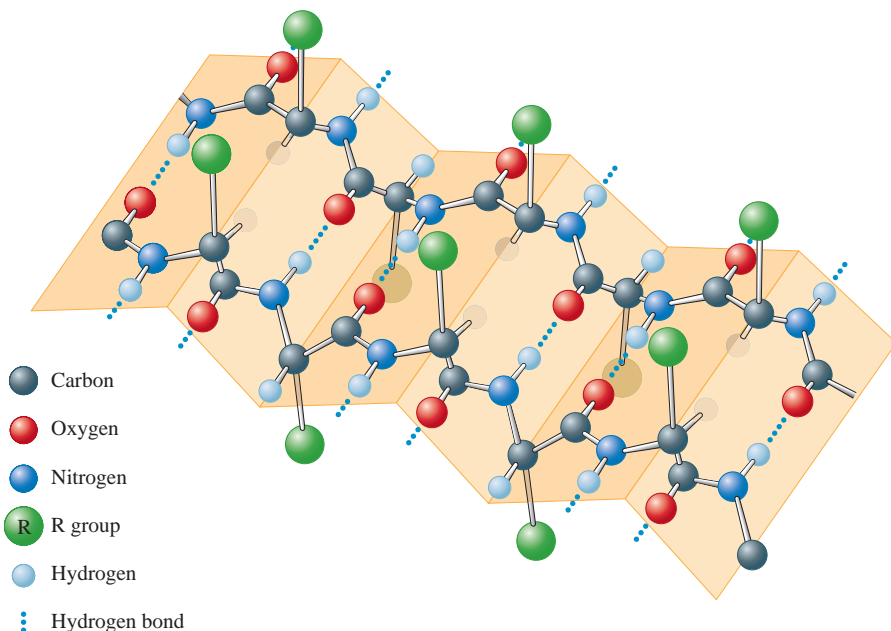


**Figure 22.21**  
Ball-and-stick model of a portion of a protein chain in the  $\alpha$ -helical arrangement, showing the hydrogen-bonding interactions.

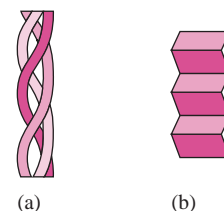


**Figure 22.20**  
Hydrogen bonding within a protein chain causes it to form a stable helical structure called the  $\alpha$ -helix. Only the main atoms in the helical backbone are shown here. The hydrogen bonds are not shown.

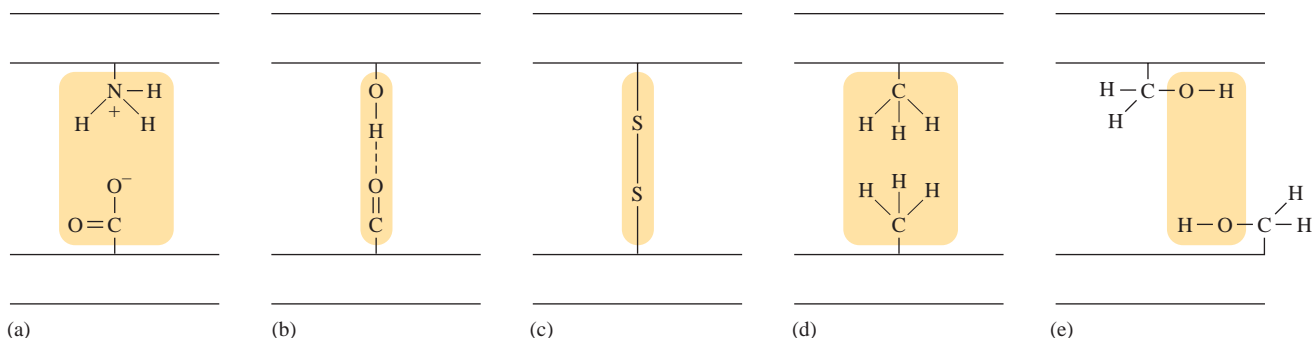
structure, as found in the protein  $\alpha$ -keratin in hair and wool or in the collagen found in tendons [Fig. 22.23(a)], or it may involve a pleated-sheet secondary structure, as found in silk [Fig. 22.23(b)]. Many of the proteins in the body having nonstructural functions are globular, such as myoglobin (see Fig. 21.31). Note that the secondary structure of myoglobin is basically  $\alpha$ -helical. However, in the areas where the chain bends to give the protein its compact globular structure, the  $\alpha$ -helix breaks down to give a secondary configuration known as the **random-coil arrangement**.



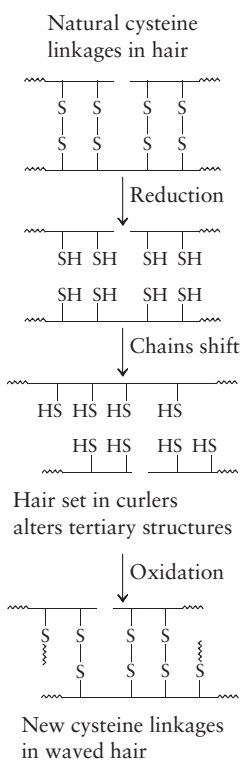
**Figure 22.22**  
When hydrogen bonding occurs between protein chains rather than within them, a stable structure (the pleated sheet) results. This structure contains many protein chains and is found in natural fibers, such as silk, and in muscles.



**Figure 22.23**  
(a) Collagen, a protein found in tendons, consists of three protein chains (each with a helical structure) twisted together to form a superhelix. The result is a long, relatively narrow protein. (b) The pleated-sheet arrangement of many proteins bound together to form the elongated protein found in silk fibers.

**Figure 22.24**

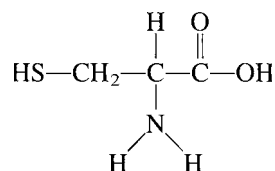
Summary of the various types of interactions that stabilize the tertiary structure of a protein: (a) ionic, (b) hydrogen bonding, (c) covalent, (d) London dispersion, and (e) dipole–dipole.

**Figure 22.25**

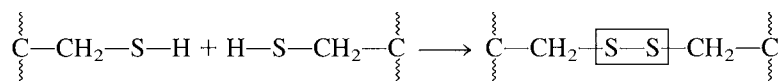
The permanent waving of hair.

The overall shape of the protein, long and narrow or globular, is called its **tertiary structure** and is maintained by several different types of interactions: hydrogen bonding, dipole–dipole interactions, ionic bonds, covalent bonds, and London dispersion forces between nonpolar groups. These bonds, which represent all the bonding types discussed in this text, are summarized in Fig. 22.24.

The amino acid *cysteine*



plays a special role in stabilizing the tertiary structure of many proteins because the —SH groups on two cysteines can react in the presence of an oxidizing agent to form a S—S bond called a **disulfide linkage**:



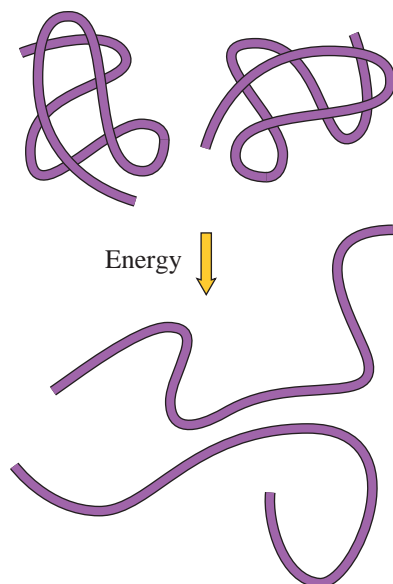
A practical application of the chemistry of disulfide bonds is permanent waving of hair, as summarized in Fig. 22.25. The S—S linkages in the protein of hair are broken by treatment with a reducing agent. The hair is then set in curlers to change the tertiary protein structure to the desired shape. Then treatment with an oxidizing agent causes new S—S bonds to form, which allow the hair protein to retain the new structure.

The three-dimensional structure of a protein is crucial to its function. The process of breaking down this structure is called **denaturation** (Fig. 22.26). For example, the denaturation of egg proteins occurs when an egg is cooked. Any source of energy can cause denaturation of proteins and is thus potentially dangerous to living organisms. For example, ultraviolet and X-ray radiation or nuclear radioactivity can disrupt protein structure, which may lead to cancer or genetic damage. Protein damage is also caused by chemicals like benzene, trichloroethane, and 1,2-dibromoethane. The metals lead and mercury, which have a very high affinity for sulfur, cause protein denaturation by disrupting disulfide bonds between protein chains.

The tremendous flexibility in the various levels of protein structure allows the tailoring of proteins for a wide range of specific functions. Proteins are the “workhorse” molecules of living organisms.

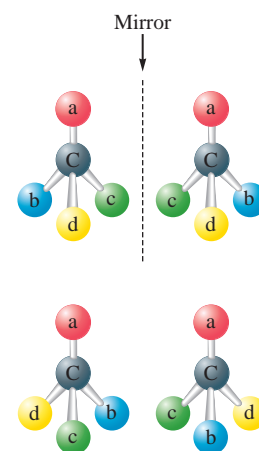
## Carbohydrates

**Carbohydrates** form another class of biologically important molecules. They serve as a food source for most organisms and as a structural material for plants. Because many



**Figure 22.26**

A schematic representation of the thermal denaturation of a protein.

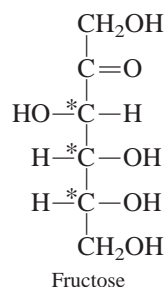


**Figure 22.27**

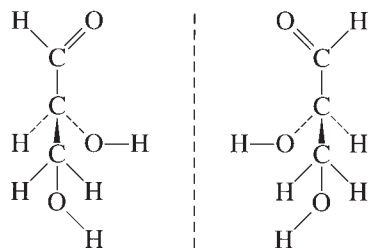
When a tetrahedral carbon atom has four different substituents, there is no way that its mirror image can be superimposed. The lower two forms show other possible orientations of the molecule. Compare these with the mirror image and note that they cannot be superimposed.

carbohydrates have the empirical formula  $\text{CH}_2\text{O}$ , it was originally believed that these substances were hydrates of carbon, thus accounting for the name.

Most important carbohydrates, such as starch and cellulose, are polymers composed of monomers called **monosaccharides**, or **simple sugars**. The monosaccharides are polyhydroxy ketones and aldehydes. The most important contain five carbon atoms (**pentoses**) or six carbon atoms (**hexoses**). One important hexose is *fructose*, a sugar found in honey and fruit. Its structure is

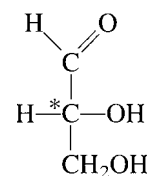


where the asterisks indicate chiral carbon atoms. In Section 21.4 we saw that molecules with nonsuperimposable mirror images exhibit optical isomerism. A carbon atom with four *different* groups bonded to it in a tetrahedral arrangement *always* has a nonsuperimposable mirror image (see Fig. 22.27), which gives rise to a pair of optical isomers. For example, the simplest sugar, glyceraldehyde,



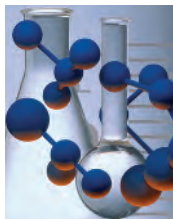
**Figure 22.28**

The mirror image optical isomers of glyceraldehyde. Note that these mirror images cannot be superimposed.



which has one chiral carbon, has two optical isomers, as shown in Fig. 22.28.

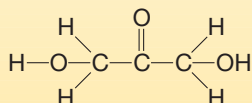
In fructose each of the three chiral carbon atoms satisfies the requirement of being surrounded by four different groups. This leads to a total of  $2^3$ , or 8, isomers that differ



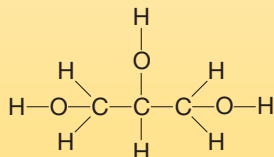
## chemical connections

### Tanning in the Shade

Among today's best-selling cosmetics are self-tanning lotions. Many light-skinned people want to look like they have just spent a vacation in the Caribbean, but they recognize the dangers of too much sun—it causes premature aging and may lead to skin cancer. Chemistry has come to the rescue in the form of lotions that produce an authentic-looking tan. All of these lotions have the same active ingredient: dihydroxyacetone (DHA). DHA, which has the structure



is a nontoxic, simple sugar that occurs as an intermediate in carbohydrate metabolism in higher-order plants and animals. The DHA used in self-tanners is prepared by bacterial fermentation of glycerine,



The tanning effects of DHA were discovered by accident in the 1950s at Children's Hospital at the University of Cincinnati, where DHA was being used to treat children with glycogen storage disease. When the DHA was accidentally spilled on the skin, it produced brown spots.

The mechanism of the browning process involves the Maillard reaction, which was discovered by Louis-Camille Maillard in 1912. In this process amino acids react with sugars to create brown or golden brown products. The same reaction is responsible for much of the browning that occurs during the manufacture and storage of foods. It is also the reason that beer is golden brown.

The browning of skin occurs in the stratum corneum—the outermost, dead layer—where the DHA reacts with free amino ( $-\text{NH}_2$ ) groups of the proteins found there.

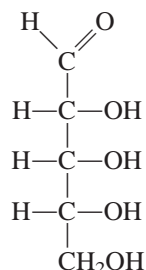
DHA is present in most tanning lotions at concentrations between 2% and 5%, although some products designed to give a deeper tan are more concentrated. Because the lotions themselves turn brown above pH 7, the tanning lotions are buffered at pH 5.

Thanks to these new products, tanning is now both safe and easy.

in their ability to rotate polarized light. The particular isomer whose structure is shown in Table 22.8 is called D-fructose. Generally, monosaccharides have one isomer that is more common in nature than the others. The most important pentoses and hexoses are shown in Table 22.8.

### EXAMPLE 22.9 Chiral Carbons in Carbohydrates

Determine the number of chiral carbon atoms in the following pentose:

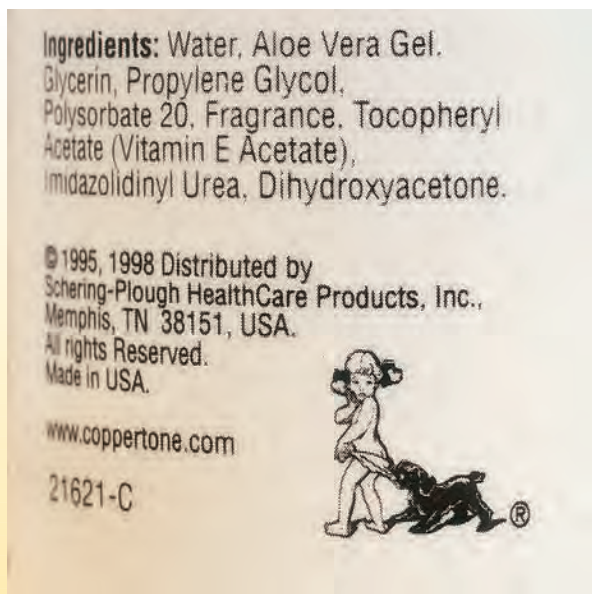


#### Solution

We must look for carbon atoms that have four different substituents. The top carbon has only three substituents and thus cannot be chiral. The three carbon atoms shown in blue



Self-tanning products and a close-up of a label showing the contents.

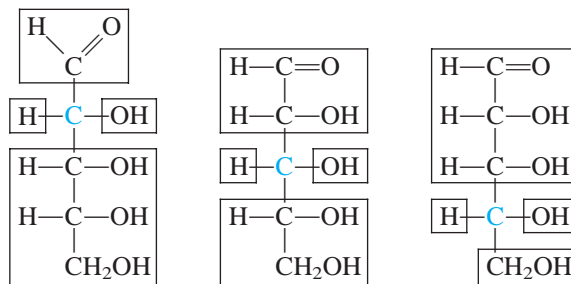


General Name of Sugar	Number of Carbon Atoms
Triose	3
Tetrose	4
Pentose	5
Hexose	6
Heptose	7
Octose	8
Nonose	9

Table 22.8 ▶ Some Important Monosaccharides

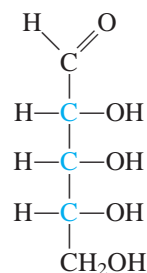
Pentoses			
<b>D-Ribose</b>	<b>D-Arabinose</b>	<b>D-Ribulose</b>	
$\begin{array}{c} \text{CHO} \\   \\ \text{H}-\text{C}-\text{OH} \\   \\ \text{H}-\text{C}-\text{OH} \\   \\ \text{H}-\text{C}-\text{OH} \\   \\ \text{CH}_2\text{OH} \end{array}$	$\begin{array}{c} \text{CHO} \\   \\ \text{HO}-\text{C}-\text{H} \\   \\ \text{H}-\text{C}-\text{OH} \\   \\ \text{H}-\text{C}-\text{OH} \\   \\ \text{CH}_2\text{OH} \end{array}$	$\begin{array}{c} \text{CH}_2\text{OH} \\   \\ \text{C}=\text{O} \\   \\ \text{H}-\text{C}-\text{OH} \\   \\ \text{H}-\text{C}-\text{OH} \\   \\ \text{CH}_2\text{OH} \end{array}$	
Hexoses			
<b>D-Glucose</b>	<b>D-Mannose</b>	<b>D-Galactose</b>	<b>D-Fructose</b>
$\begin{array}{c} \text{CHO} \\   \\ \text{H}-\text{C}-\text{OH} \\   \\ \text{HO}-\text{C}-\text{H} \\   \\ \text{H}-\text{C}-\text{OH} \\   \\ \text{H}-\text{C}-\text{OH} \\   \\ \text{CH}_2\text{OH} \end{array}$	$\begin{array}{c} \text{CHO} \\   \\ \text{HO}-\text{C}-\text{H} \\   \\ \text{HO}-\text{C}-\text{H} \\   \\ \text{H}-\text{C}-\text{OH} \\   \\ \text{H}-\text{C}-\text{OH} \\   \\ \text{CH}_2\text{OH} \end{array}$	$\begin{array}{c} \text{CH}_2\text{OH} \\   \\ \text{C}=\text{O} \\   \\ \text{HO}-\text{C}-\text{H} \\   \\ \text{H}-\text{C}-\text{OH} \\   \\ \text{H}-\text{C}-\text{OH} \\   \\ \text{CH}_2\text{OH} \end{array}$	$\begin{array}{c} \text{CH}_2\text{OH} \\   \\ \text{C}=\text{O} \\   \\ \text{HO}-\text{C}-\text{H} \\   \\ \text{H}-\text{C}-\text{OH} \\   \\ \text{H}-\text{C}-\text{OH} \\   \\ \text{CH}_2\text{OH} \end{array}$

each have four different groups attached to them:



Since the fifth carbon atom has only three types of substituents (it has two hydrogen atoms), it is not chiral.

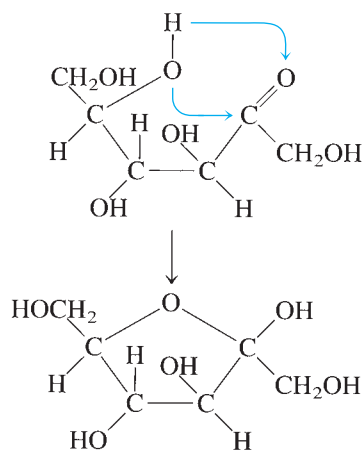
Thus the three chiral carbon atoms in this pentose are those shown in blue:



Note that D-ribose and D-arabinose, shown in Table 22.8, are two of the eight isomers of this pentose.

**SEE EXERCISES 22.96 AND 22.101 THROUGH 22.104**

Although we have so far represented the monosaccharides as straight-chain molecules, they usually cyclize, or form a ring structure, in aqueous solution. Figure 22.29 shows this reaction for fructose. Note that a new bond is formed between the oxygen of the terminal hydroxyl group and the carbon of the ketone group. In the cyclic form fructose is a five-membered ring containing a C—O—C bond. The same type of reaction can occur between a hydroxyl group and an aldehyde group, as shown for D-glucose in Fig. 22.30. In this case a six-membered ring is formed.



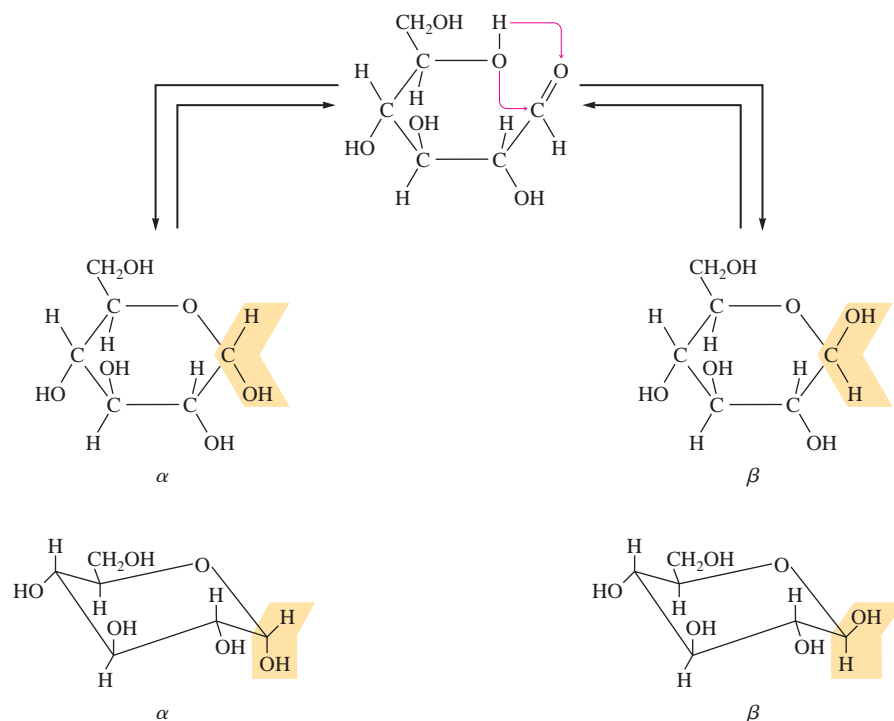
**Figure 22.29**  
The cyclization of D-fructose.

More complex carbohydrates are formed by combining monosaccharides. For example, **sucrose**, common table sugar, is a **disaccharide** formed from glucose and fructose by elimination of water to form a C—O—C bond between the rings, which is called a **glycoside linkage** (Fig. 22.31). When sucrose is consumed in food, the above reaction is reversed. An enzyme in saliva catalyzes the breakdown of this disaccharide.

Large polymers consisting of many monosaccharide units, called polysaccharides, can form when each ring forms two glycoside linkages, as shown in Fig. 22.32. Three of the most important of these polymers are starch, cellulose, and glycogen. All these substances are polymers of glucose, differing from each other in the nature of the glycoside linkage, the amount of branching, and molecular weight (molar mass).

**Starch**, a polymer of  $\alpha$ -D-glucose, consists of two parts: *amylose*, a straight-chain polymer of  $\alpha$ -glucose [see Fig. 22.32(a)], and *amylopectin*, a highly branched polymer of  $\alpha$ -glucose with a molecular weight that is 10 to 20 times that of amylose. Branching occurs when a third glycoside linkage attaches a branch to the main polymer chain.

Starch, the carbohydrate reservoir in plants, is the form in which glucose is stored by the plant for later use as cellular fuel. Glucose is stored in this high-molecular-weight form because it results in less stress on the plant's internal structure by osmotic pressure.



**Figure 22.30**

The cyclization of glucose. Two different rings are possible; they differ in the orientation of the hydroxy group and hydrogen on one carbon, as indicated. The two forms are designated  $\alpha$  and  $\beta$  and are shown here in two representations.

Recall from Section 11.6 that it is the concentration of solute molecules (or ions) that determines the osmotic pressure. Combining the individual glucose molecules into one large chain keeps the concentration of solute molecules relatively low, minimizing the osmotic pressure.

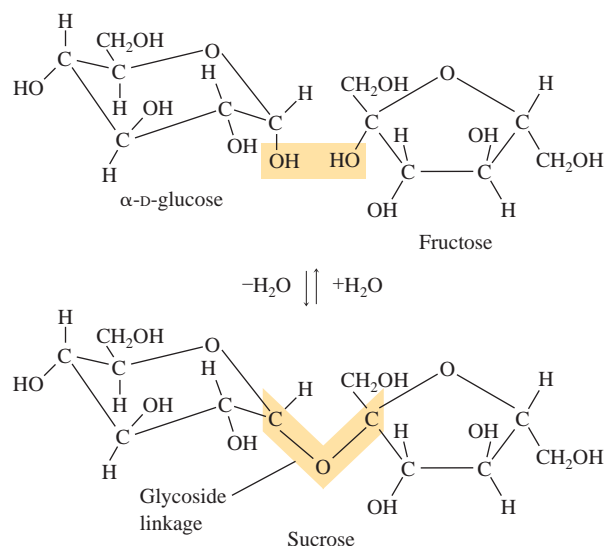
**Cellulose**, the major structural component of woody plants and natural fibers (such as cotton), is a polymer of  $\beta$ -D-glucose and has the structure shown in Fig. 22.32(b). Note that the  $\beta$ -glycoside linkages in cellulose give the glucose rings a different relative orientation than is found in starch. Although this difference may seem minor, it has very important consequences. The human digestive system contains  $\alpha$ -glycosidases, enzymes that can catalyze breakage of the  $\alpha$ -glycoside bonds in starch. These enzymes are not effective on the  $\beta$ -glycoside bonds of cellulose, presumably because the different structure



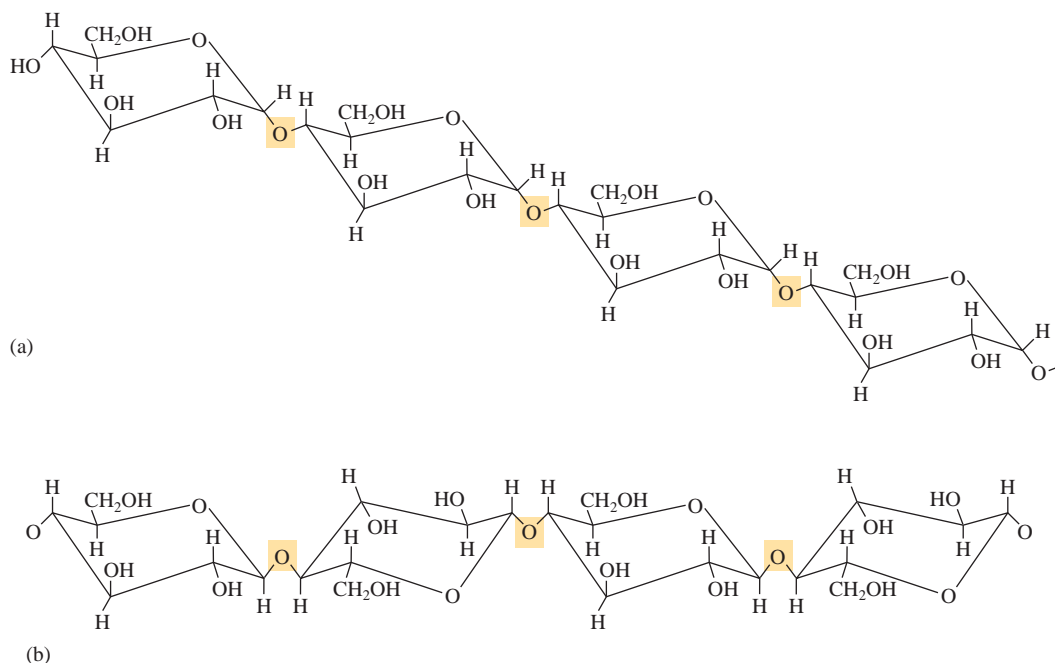
Bowl of sugar cubes.

**Figure 22.31**

Sucrose is a disaccharide formed from  $\alpha$ -D-glucose and fructose.





**Figure 22.32**

(a) The polymer amylose is a major component of starch and is made up of  $\alpha$ -D-glucose monomers.  
 (b) The polymer cellulose, which consists of  $\beta$ -D-glucose monomers.

results in a poor fit between the enzyme's active site and the carbohydrate. The enzymes necessary to cleave  $\beta$ -glycoside linkages, the  $\beta$ -glycosidases, are found in bacteria that exist in the digestive tracts of termites, cows, deer, and many other animals. Thus, unlike humans, these animals can derive nutrition from cellulose.

**Glycogen**, the main carbohydrate reservoir in animals, has a structure similar to that of amylopectin but with more branching. It is this branching that is thought to facilitate the rapid breakdown of glycogen into glucose when energy is required.

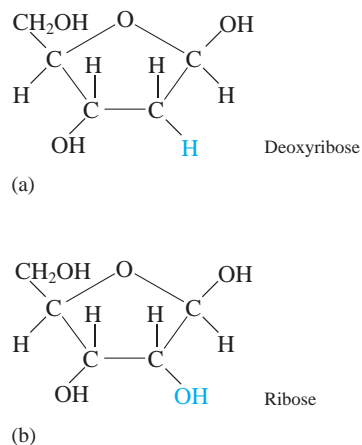
## Nucleic Acids

Life is possible only because each cell, when it divides, can transmit the vital information about how it works to the next generation. It has been known for a long time that this process involves the chromosomes in the nucleus of the cell. Only since 1953, however, have scientists understood the molecular basis of this intriguing cellular "talent."

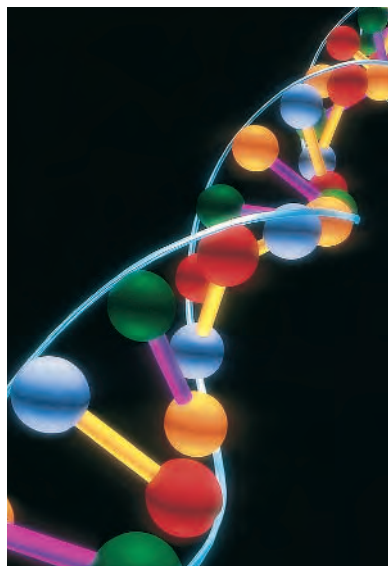
The substance that stores and transmits the genetic information is a polymer called **deoxyribonucleic acid (DNA)**, a huge molecule with a molecular weight as high as several billion grams per mole. Together with other similar nucleic acids called the **ribonucleic acids (RNA)**, DNA is also responsible for the synthesis of the various proteins needed by the cell to carry out its life functions. The RNA molecules, which are found in the cytoplasm outside the nucleus, are much smaller than DNA polymers, with molecular weights of only 20,000 to 40,000 grams per mole.

The monomers of the nucleic acids, called **nucleotides**, are composed of three distinct parts:

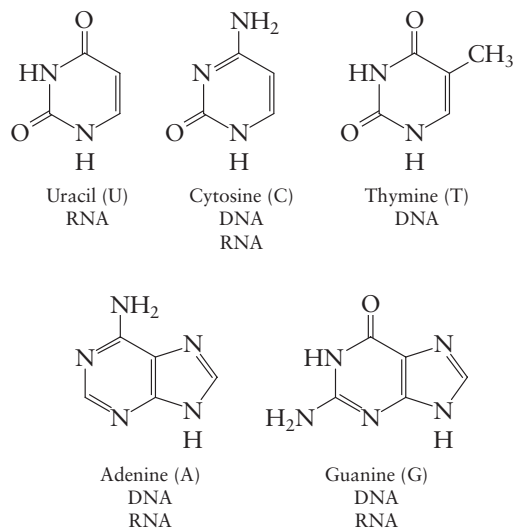
1. A *five-carbon sugar*, deoxyribose in DNA and ribose in RNA (Fig. 22.33)
2. A *nitrogen-containing organic base* of the type shown in Fig. 22.34
3. A *phosphoric acid molecule* ( $\text{H}_3\text{PO}_4$ )

**Figure 22.33**

The structure of the pentoses (a) deoxyribose and (b) ribose. Deoxyribose is the sugar molecule present in DNA; ribose is found in RNA.



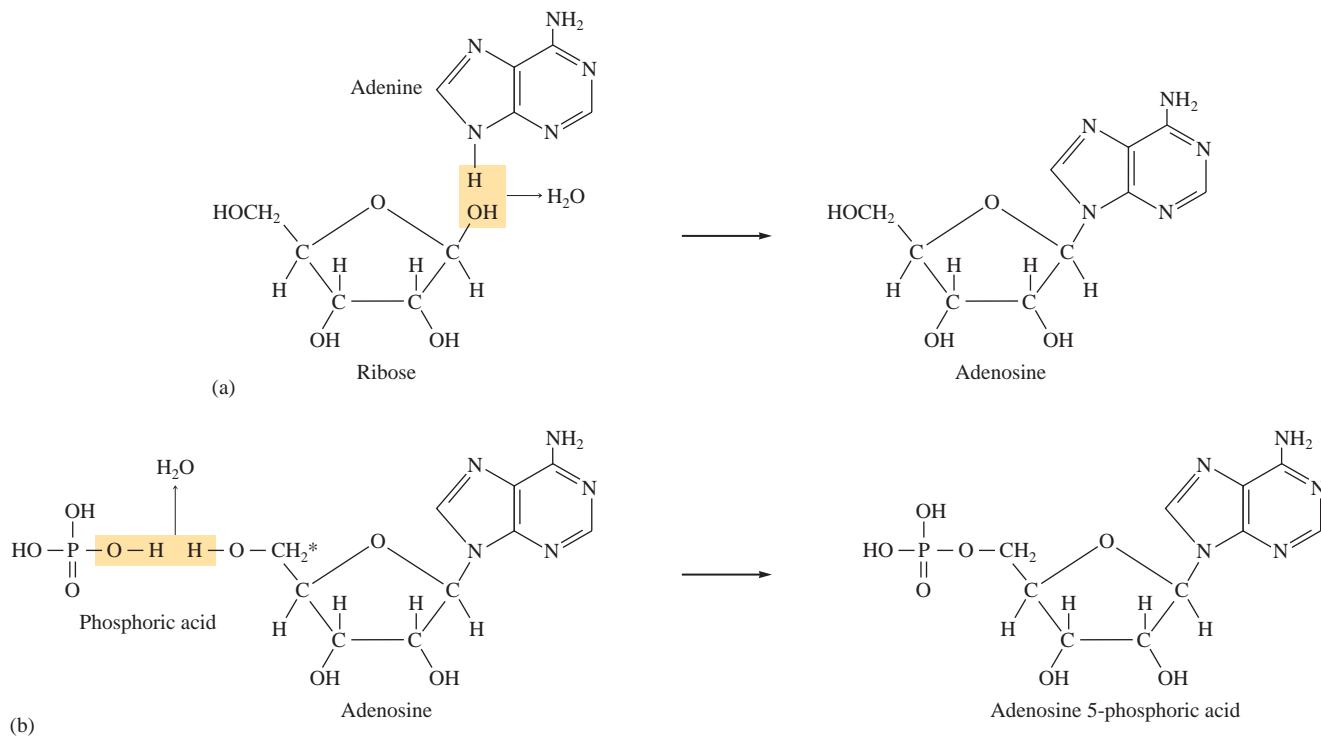
A computer image of the base pairs of DNA. The blue lines represent the sugar-phosphate backbone and the colored bars represent the hydrogen bonding between the base pairs.



**Figure 22.34**

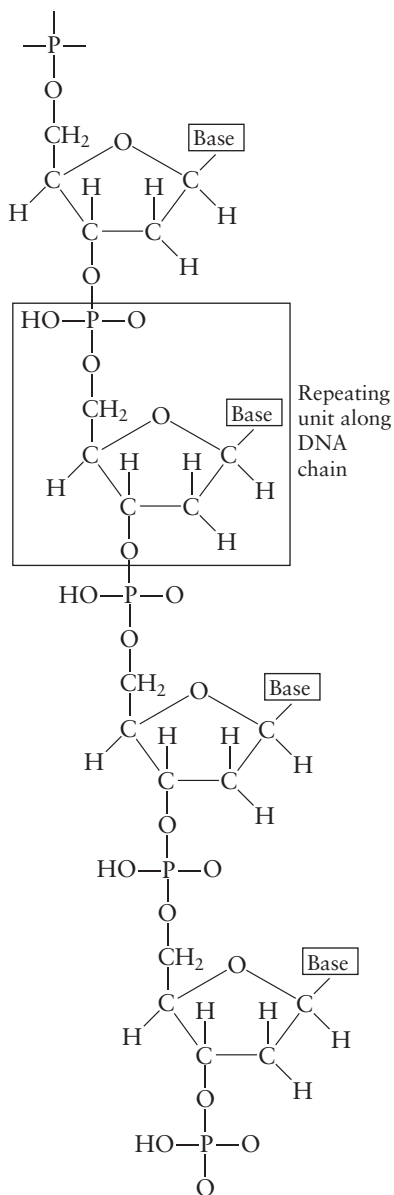
The organic bases found in DNA and RNA.

The base and the sugar combine as shown in Fig. 22.35(a) to form a unit that in turn reacts with phosphoric acid to create the nucleotide, which is an ester [see Fig. 22.35(b)]. The nucleotides become connected through condensation reactions that eliminate water to give a polymer of the type represented in Fig. 22.36; such a polymer can contain a *billion* units.



**Figure 22.35**

(a) Adenosine is formed by the reaction of adenine with ribose. (b) The reaction of phosphoric acid with adenosine to form the ester adenosine 5-phosphoric acid, a nucleotide. (At biological pH, the phosphoric acid would not be fully protonated as is shown here.)



**Figure 22.36**

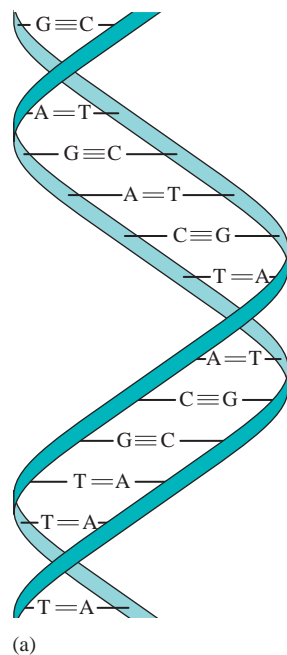
A portion of a typical nucleic acid chain. Note that the backbone consists of sugar-phosphate esters.

The key to DNA's functioning is its *double-helical structure with complementary bases on the two strands*. The bases form hydrogen bonds to each other, as shown in Fig. 22.37. Note that the structures of cytosine and guanine make them perfect partners for hydrogen bonding, and they are *always* found as pairs on the two strands of DNA. Thymine and adenine form similar hydrogen-bonding pairs.

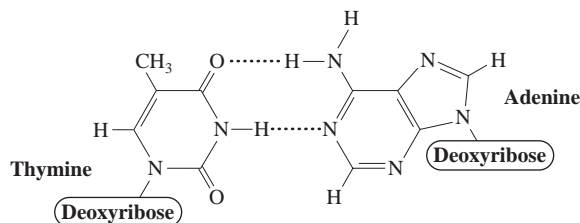
There is much evidence to suggest that the two strands of DNA unwind during cell division and that new complementary strands are constructed on the unraveled strands (Fig. 22.38). Because the bases on the strands always pair in the same way—cytosine with guanine and thymine with adenine—each unraveled strand serves as a template for attaching the complementary bases (along with the rest of the nucleotide). This process results in two double-helix DNA structures that are identical to the original one. Each new double strand contains one strand from the original DNA double helix and one newly synthesized strand. This replication of DNA allows for the transmission of genetic information as the cells divide.

The other major function of DNA is **protein synthesis**. A given segment of the DNA, called a **gene**, contains the code for a specific protein. These codes transmit the primary structure of the protein (the sequence of amino acids) to the construction “machinery” of the cell. There is a specific code for each amino acid in the protein, which ensures that the correct amino acid will be inserted as the protein chain grows. A code consists of a set of three bases called a **codon**.

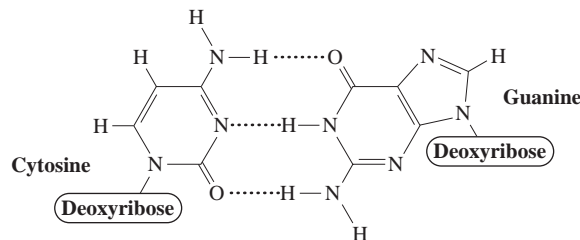
DNA stores the genetic information, while RNA molecules are responsible for transmitting this information to the ribosomes, where protein synthesis actually occurs. This complex process involves, first, the construction of a special RNA molecule called **messenger RNA (mRNA)**. The mRNA is built in the cell nucleus on the appropriate section of DNA (the gene); the double helix is “unzipped,” and the complementarity of the bases



(a)



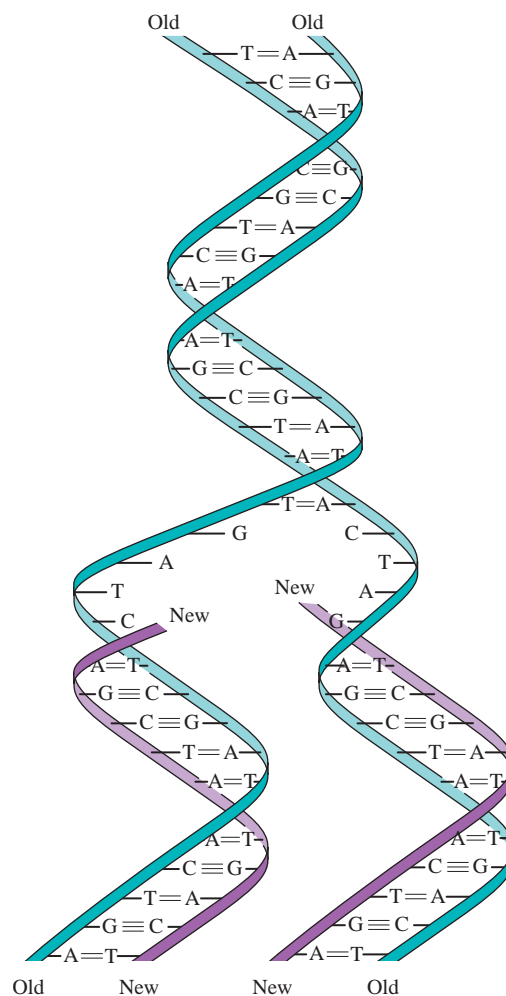
(b)



(c)

**Figure 22.37**

(a) The DNA double helix contains two sugar-phosphate backbones, with the bases from the two strands hydrogen-bonded to each other. The complementarity of the (b) thymine-adenine and (c) cytosine-guanine pairs.



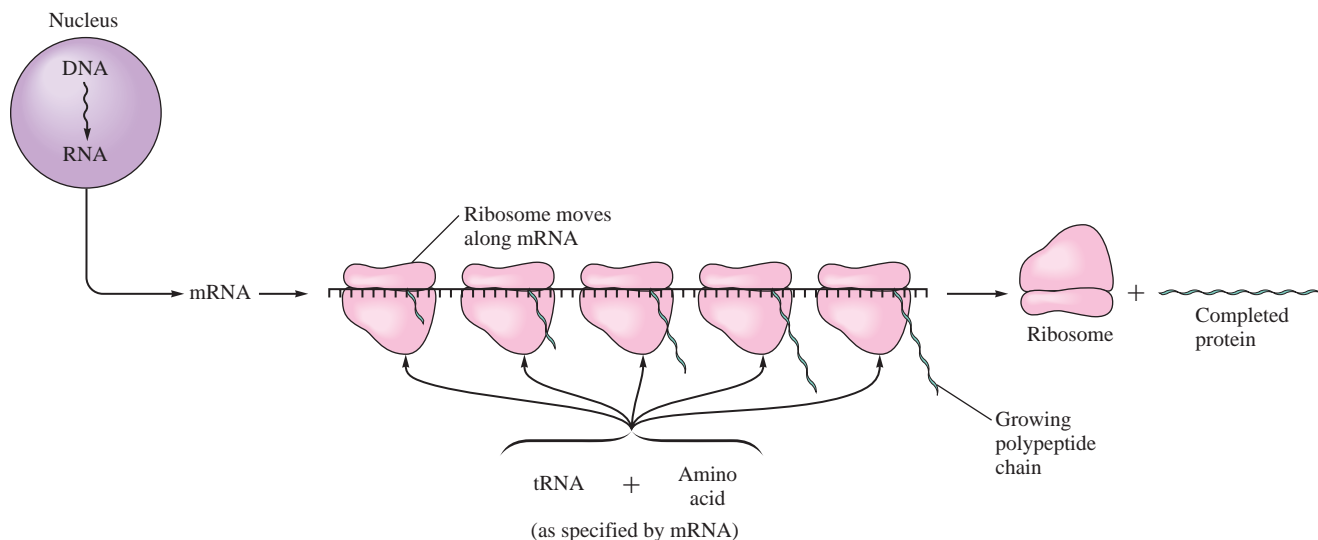
**Figure 22.38**

During cell division the original DNA double helix unwinds and new complementary strands are constructed on each original strand.

is used in a process similar to that used in DNA replication. The mRNA then migrates into the cytoplasm of the cell where, with the assistance of the ribosomes, the protein is synthesized.

Small RNA fragments, called **transfer RNA (tRNA)**, are tailored to find specific amino acids and then to attach them to the growing protein chain as dictated by the codons in the mRNA. Transfer RNA has a lower molecular weight than messenger RNA. It consists of a chain of 75 to 80 nucleotides, including the bases adenine, cytosine, guanine, and uracil, among others. The chain folds back onto itself in various places as the complementary bases along the chain form hydrogen bonds. The tRNA decodes the genetic message from the mRNA, using a complementary triplet of bases called an **anticodon**. The nature of the anticodon governs which amino acid will be brought to the protein under construction.

The protein is built in several steps. First, a tRNA molecule brings an amino acid to the mRNA [the anticodon of the tRNA must complement the codon of the mRNA (see Fig. 22.39)]. Once this amino acid is in place, another tRNA moves to the second codon site of the mRNA with its specific amino acid. The two amino acids link via a peptide bond, and the tRNA on the first codon breaks away. The process is repeated down the chain, always matching the tRNA anticodon with the mRNA codon.

**Figure 22.39**

The mRNA molecule, constructed from a specific gene on the DNA, is used as the pattern to construct a given protein with the assistance of ribosomes. The tRNA molecules attach to specific amino acids and put them in place as called for by the codons on the mRNA.

## For Review

### ► Key Terms

biomolecule

organic chemistry

#### Section 22.1

hydrocarbons

saturated

unsaturated

alkanes

normal (straight-chain or unbranched)

hydrocarbons

structural isomerism

combustion reaction

substitution reaction

dehydrogenation reaction

cyclic alkanes

#### Section 22.2

alkenes

*cis-trans* isomerism

alkynes

addition reaction

hydrogenation reaction

halogenation

polymerization

#### Section 22.3

aromatic hydrocarbons

phenyl group

### Hydrocarbons

- Compounds composed of mostly carbon and hydrogen atoms that typically contain chains or rings of carbon atoms
- Alkanes
  - Contain compounds with only C—C single bonds
  - Can be represented by the formula  $C_nH_{2n+2}$
  - Are said to be saturated because each carbon present is bonded to the maximum number of atoms (4)
  - The carbon atoms are described as being  $sp^3$  hybridized
  - Their structural isomerism involves the formation of branched chains
  - React with  $O_2$  to form  $CO_2$  and  $H_2O$  (called a combustion reaction)
  - Undergo substitution reactions
- Alkenes
  - Contain one or more C=C double bonds
  - Simplest alkene is  $C_2H_4$  (ethylene), which is described as containing  $sp^2$  hybridized carbon atoms
  - Restricted rotation about the C=C bonds in alkenes can lead to *cis-trans* isomerism
  - Undergo addition reactions
- Alkynes
  - Contain one or more C≡C triple bonds
  - Simplest example is  $C_2H_2$  (acetylene), described as containing  $sp$ -hybridized carbon atoms
  - Undergo addition reactions
- Aromatic hydrocarbons
  - Contain rings of carbon atoms with delocalized  $\pi$  electrons
  - Undergo substitution reactions rather than addition reactions

**Section 22.4**

hydrocarbon derivatives  
functional group  
alcohols  
phenol  
carbonyl group  
ketones  
aldehydes  
carboxylic acids  
carboxyl group  
ester  
amines

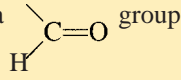
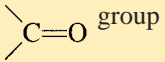
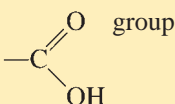
**Section 22.5**

polymers  
thermoset polymer  
thermoplastic polymer  
crosslinking  
vulcanization  
addition polymerization  
free radical  
condensation polymerization  
copolymer  
homopolymer  
dimer  
polyester  
isotactic chain  
syndiotactic chain  
atactic chain  
polystyrene  
polyvinyl chloride (PVC)

**Section 22.6**

proteins  
fibrous proteins  
globular proteins  
 $\alpha$ -amino acids  
side chains  
dipeptide  
peptide linkage  
polypeptide  
primary structure  
secondary structure  
 $\alpha$ -helix  
pleated sheet  
random-coil arrangement  
tertiary structure  
disulfide linkage  
denaturation  
carbohydrates  
monosaccharides (simple sugars)  
pentoses  
hexoses  
sucrose  
disaccharide  
glycoside linkage  
starch  
cellulose  
glycogen  
deoxyribonucleic acid (DNA)

**Hydrocarbon derivatives**

- Contain one or more functional groups
- Alcohols: contain the  $\text{—OH}$  group
- Aldehydes: contain a  group
- Ketones: contain the  group
- Carboxylic acids: contain the  group

**Polymers**

- Large molecules formed from many small molecules (called monomers)
  - Addition polymerization: monomers add together by a free radical mechanism
  - Condensation polymerization: monomers connect by splitting out a small molecule, such as water

**Proteins**

- A class of natural polymers with molar masses ranging from 600 to 1,000,000
- Fibrous proteins form the structural basis of muscle, hair, and cartilage
- Globular proteins perform many biologic functions, including transport and storage of oxygen, catalysis of biologic reactions, and regulation of biologic systems
- Building blocks of proteins (monomers) are  $\alpha$ -amino acids, which connect by a condensation reaction to form a peptide linkage
- Protein structure
  - Primary: the order of amino acids in the chain
  - Secondary: the arrangement of the protein chain
    - $\alpha$ -helix
    - pleated sheet
  - Tertiary structure: the overall shape of the protein

**Carbohydrates**

- Contain carbon, hydrogen, and oxygen
- Serve as food sources for most organisms
- Monosaccharides are most commonly five-carbon and six-carbon polyhydroxy ketones and aldehydes
  - Monosaccharides combine to form more complex carbohydrates, such as sucrose, starch, and cellulose

**Genetic processes**

- When a cell divides, the genetic information is transmitted via deoxyribonucleic acid (DNA), which has a double helical structure
  - During cell division, the double helix unravels and a new polymer forms along each strand of the original DNA
  - The genetic code is carried by organic bases that hydrogen-bond to each other in specific pairs in the interior of the DNA double helix

**REVIEW QUESTIONS**

1. What is a hydrocarbon? What is the difference between a saturated hydrocarbon and an unsaturated hydrocarbon? Distinguish between normal and branched hydrocarbons. What is an alkane? What is a cyclic alkane? What are the two general formulas for alkanes? What is the hybridization of carbon atoms in alkanes? What are the bond angles in alkanes? Why are cyclopropane and cyclobutane so reactive?

ribonucleic acid (RNA)  
 nucleotides  
 protein synthesis  
 gene  
 codon  
 messenger RNA (mRNA)  
 transfer RNA (tRNA)  
 anticodon

The normal (unbranched) hydrocarbons are often referred to as *straight-chain hydrocarbons*. What does this name refer to? Does it mean that the carbon atoms in a straight-chain hydrocarbon really have a linear arrangement? Explain. In the shorthand notation for cyclic alkanes, the hydrogens are usually omitted. How do you determine the number of hydrogens bonded to each carbon in a ring structure?

- What is an alkene? What is an alkyne? What are the general formulas for alkenes and alkynes, assuming one multiple bond in each? What are the bond angles in alkenes and alkynes? Describe the bonding in alkenes and alkynes using  $C_2H_4$  and  $C_2H_2$  as your examples. Why is there restricted rotation in alkenes and alkynes? Is the general formula for a cyclic alkene  $C_nH_{2n}$ ? If not, what is the general formula, assuming one multiple bond?
- What are aromatic hydrocarbons? Benzene exhibits resonance. Explain. What are the bond angles in benzene? Give a detailed description of the bonding in benzene. The  $\pi$  electrons in benzene are delocalized, while the  $\pi$  electrons in simple alkenes and alkynes are localized. Explain the difference.
- Summarize the nomenclature rules for alkanes, alkenes, alkynes, and aromatic compounds. Correct the following false statements regarding nomenclature of hydrocarbons.
  - The root name for a hydrocarbon is based on the shortest continuous chain of carbon atoms.
  - The suffix used to name all hydrocarbons is *-ane*.
  - Substituent groups are numbered so as to give the largest numbers possible.
  - No number is required to indicate the positions of double or triple bonds in alkenes and alkynes.
  - Substituent groups get the lowest number possible in alkenes and alkynes.
  - The *ortho-* term in aromatic hydrocarbons indicates the presence of two substituent groups bonded to carbon-1 and carbon-3 in benzene.
- What functional group distinguishes each of the following hydrocarbon derivatives?
  - halohydrocarbons
  - alcohols
  - ethers
  - aldehydes
  - ketones
  - carboxylic acids
  - esters
  - amines

Give examples of each functional group. What prefix or suffix is used to name each functional group? What are the bond angles in each? Describe the bonding in each functional group. What is the difference between a primary, secondary, and tertiary alcohol? For the functional groups in a–h, when is a number required to indicate the position of the functional group? Carboxylic acids are often written as RCOOH. What does  $\text{—COOH}$  indicate and what does R indicate? Aldehydes are sometimes written as RCHO. What does  $\text{—CHO}$  indicate?

- Distinguish between isomerism and resonance. Distinguish between structural and geometric isomerism. When writing the various structural isomers, the most difficult task is identifying which are different isomers and which are identical to a previously written structure—that is, which are compounds that differ only by the rotation of a carbon single bond. How do you distinguish between structural isomers and those that are identical?

Alkenes and cycloalkanes are structural isomers of each other. Give an example of each using  $C_4H_8$ . Another common feature of alkenes and cycloalkanes is

that both have restricted rotation about one or more bonds in the compound, so both can exhibit *cis–trans* isomerism. What is required for an alkene or cycloalkane to exhibit *cis–trans* isomerism? Explain the difference between *cis* and *trans* isomers.

Alcohols and ethers are structural isomers of each other, as are aldehydes and ketones. Give an example of each to illustrate. Which functional group in Table 22.4 can be structural isomers of carboxylic acids?

What is optical isomerism? What do you look for to determine whether an organic compound exhibits optical isomerism? 1-Bromo-1-chloroethane is optically active whereas 1-bromo-2-chloroethane is not optically active. Explain.

7. What type of intermolecular forces do hydrocarbons exhibit? Explain why the boiling point of *n*-heptane is greater than that of *n*-butane. A general rule for a group of hydrocarbon isomers is that as the amount of branching increases, the boiling point decreases. Explain why this would be true.

The functional groups listed in Table 22.4 all exhibit London dispersion forces, but they also usually exhibit additional dipole–dipole forces. Explain why this is the case for each functional group. Although alcohols and ethers are structural isomers of each other, alcohols always boil at significantly higher temperatures than similar-size ethers. Explain. What would you expect when comparing the boiling points of similar-size carboxylic acids to esters?  $\text{CH}_3\text{CH}_2\text{CH}_3$ ,  $\text{CH}_3\text{CH}_2\text{OH}$ ,  $\text{CH}_3\text{CHO}$ , and  $\text{HCOOH}$  all have about the same molar mass, but they boil at very different temperatures. Why? Place these compounds in order by increasing boiling point.

8. Distinguish between substitution and addition reactions. Give an example of each type of reaction. Alkanes and aromatics are fairly stable compounds. To make them react, a special catalyst must be present. What catalyst must be present when reacting  $\text{Cl}_2$  with an alkane or with benzene? Adding  $\text{Cl}_2$  to an alkene or alkyne does not require a special catalyst. Why are alkenes and alkynes more reactive than alkanes and aromatic compounds? All organic compounds can be combusted. What is the other reactant in a combustion reaction, and what are the products, assuming the organic compound contains only C, H, and perhaps O?

The following are some other organic reactions covered in Section 22.4. Give an example to illustrate each type of reaction.

- Adding  $\text{H}_2\text{O}$  to an alkene (in the presence of  $\text{H}^+$ ) yields an alcohol.
  - Primary alcohols are oxidized to aldehydes, which can be further oxidized to carboxylic acids.
  - Secondary alcohols are oxidized to ketones.
  - Reacting an alcohol with a carboxylic acid (in the presence of  $\text{H}^+$ ) produces an ester.
9. Define and give an example of each of the following.
- addition polymer
  - condensation polymer
  - copolymer
  - homopolymer
  - polyester
  - polyamide

Distinguish between a thermoset polymer and a thermoplastic polymer. How do the physical properties of polymers depend on chain length and extent of chain branching? Explain how crosslinking agents are used to change the physical properties of polymers. Isotactic polypropylene makes stronger fibers than atactic polypropylene. Explain. In which polymer, polyethylene or polyvinyl chloride, would you expect to find the stronger intermolecular forces (assuming the average chain lengths are equal)?



10. Give the general formula for an amino acid. Some amino acids are labeled hydrophilic and some are labeled hydrophobic. What do these terms refer to? Aqueous solutions of amino acids are buffered solutions. Explain. Most of the amino acids in Fig. 22.18 are optically active. Explain. What is a peptide bond? Show how glycine, serine, and alanine react to form a tripeptide. What is a protein, and what are the monomers in proteins? Distinguish between the primary, secondary, and tertiary structures of a protein. Give examples of the types of forces that maintain each type of structure. Describe how denaturation affects the function of a protein.
11. What are carbohydrates, and what are the monomers in carbohydrates? The monosaccharides in Table 22.8 are all optically active. Explain. What is a *disaccharide*? Which monosaccharide units make up the disaccharide sucrose? What do you call the bond that forms between the monosaccharide units? What forces are responsible for the solubility of starch in water? What is the difference between starch, cellulose, and glycogen?
12. Describe the structural differences between DNA and RNA. The monomers in nucleic acids are called nucleotides. What are the three parts of a nucleotide? The compounds adenine, guanine, cytosine, and thymine are called the nucleic acid bases. What structural features in these compounds make them bases? DNA exhibits a double-helical structure. Explain. Describe how the complementary base pairing between the two individual strands of DNA forms the overall double-helical structure. How is complementary base pairing involved in the replication of the DNA molecule during cell division? Describe how protein synthesis occurs. What is a codon, and what is a gene? The deletion of a single base from a DNA molecule can constitute a fatal mutation, whereas substitution of one base for another is often not as serious a mutation. Explain.

A blue question or exercise number indicates that the answer to that question or exercise appears at the back of this book and a solution appears in the *Solutions Guide*, as found on PowerLecture.

## ► Questions

1. A confused student was doing an isomer problem and listed the following six names as different structural isomers of  $C_7H_{16}$ .
  - a. 1-sec-butylpropane
  - b. 4-methylhexane
  - c. 2-ethylpentane
  - d. 1-ethyl-1-methylbutane
  - e. 3-methylhexane
  - f. 4-ethylpentane
 How many different structural isomers are actually present in these six names?
2. For the following formulas, what types of isomerism could be exhibited? For each formula, give an example that illustrates the specific type of isomerism. The types of isomerism are structural, geometric, and optical.
  - a.  $C_6H_{12}$
  - b.  $C_5H_{12}O$
  - c.  $C_6H_4Br_2$
3. What is wrong with the following names? Give the correct name for each compound.
  - a. 2-ethylpropane
  - b. 5-iodo-5,6-dimethylhexane
  - c. *cis*-4-methyl-3-pentene
  - d. 2-bromo-3-butanol
4. The following organic compounds cannot exist. Why?
  - a. 2-chloro-2-butyne
  - b. 2-methyl-2-propanone
  - c. 1,1-dimethylbenzene
  - d. 2-pentanal
  - e. 3-hexanoic acid
  - f. 5,5-dibromo-1-cyclobutanol
5. If you had a group of hydrocarbons, what structural features would you look at to rank the hydrocarbons in order of increasing boiling point?
6. Which of the functional groups in Table 22.4 can exhibit hydrogen bonding intermolecular forces? Can  $CH_2CF_2$  exhibit hydrogen bonding? Explain.
7. A polypeptide is also called a polyamide. Nylon is also an example of a polyamide. What is a polyamide? Consider a polyhydrocarbon, a polyester, and a polyamide. Assuming average chain lengths are equal, which polymer would you expect to make the strongest fibers and which polymer would you expect to make the weakest fibers? Explain.
8. Give an example reaction that would yield the following products. Name the organic reactant and product in each reaction.
  - a. alkane
  - b. monohalogenated alkane

- c. dihalogenated alkane  
 d. tetrahalogenated alkane  
 e. monohalogenated benzene  
 f. alkene
9. Give an example reaction that would yield the following products as major organic products. See Exercises 22.62 and 22.65 for some hints. For oxidation reactions, just write oxidation over the arrow and don't worry about the actual reagent.
- primary alcohol
  - secondary alcohol
  - tertiary alcohol
  - aldehyde
  - ketone
  - carboxylic acid
  - ester
10. What is polystyrene? The following processes result in a stronger polystyrene polymer. Explain why in each case.
- addition of catalyst to form syndiotactic polystyrene
  - addition of 1,3-butadiene and sulfur
  - producing long chains of polystyrene
  - addition of a catalyst to make linear polystyrene
11. Answer the following questions regarding the formation of polymers.
- What structural features must be present in a monomer in order to form a homopolymer polyester?
  - What structural features must be present in the monomers in order to form a copolymer polyamide? (*Hint*: Nylon is an example of a polyamide. When the monomers link together to form nylon, an amide functional group results from each linkage.)
  - What structural features must be present in a monomer that can form both an addition polymer and a condensation polymer?
12. In Section 22.6, three important classes of biologically important natural polymers are discussed. What are the three classes, what are the monomers used to form the polymers, and why are they biologically important?

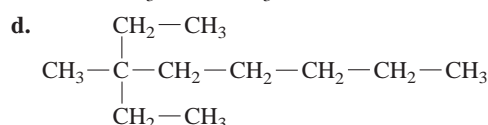
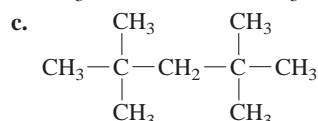
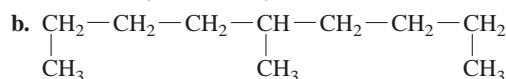
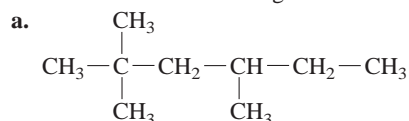
## ► Exercises

In this section similar exercises are paired.

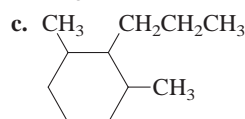
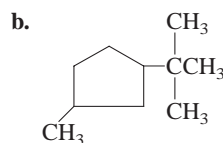
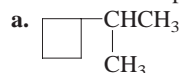
### Hydrocarbons

13. Draw the five structural isomers of hexane ( $C_6H_{14}$ ).
14. Name the structural isomers in Exercise 13.
15. Draw all the structural isomers for  $C_8H_{18}$  that have the following root name (longest carbon chain). Name the structural isomers.
- heptane
  - butane
16. Draw all the structural isomers for  $C_8H_{18}$  that have the following root name (longest carbon chain). Name the structural isomers.
- hexane
  - pentane
17. Draw a structural formula for each of the following compounds.
- 2-methylpropane
  - 2-methylbutane
  - 2-methylpentane
  - 2-methylhexane
18. Draw a structural formula for each of the following compounds.
- 2,2-dimethylheptane
  - 2,3-dimethylheptane
  - 3,3-dimethylheptane
  - 2,4-dimethylheptane

19. Draw the structural formula for each of the following.
- 3-isobutylhexane
  - 2,2,4-trimethylpentane, also called *isooctane*. This substance is the reference (100 level) for octane ratings.
  - 2-*tert*-butylpentane
  - The names given in parts a and c are incorrect. Give the correct names for these hydrocarbons.
20. Draw the structure for 4-ethyl-2,3-diisopropylpentane. This name is incorrect. Give the correct systematic name.
21. Name each of the following.

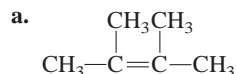


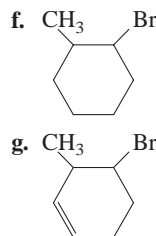
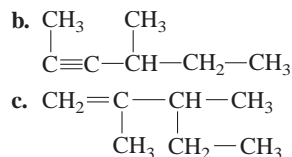
22. Name each of the following cyclic alkanes, and indicate the formula of the compound.



23. Give two examples of saturated hydrocarbons. How many other atoms are bonded to each carbon in a saturated hydrocarbon?
24. Draw the structures for two examples of *unsaturated* hydrocarbons. What structural feature makes a hydrocarbon unsaturated?
25. Name each of the following alkenes.
- $\text{CH}_2=\text{CH}-\text{CH}_2-\text{CH}_3$
  - $$\begin{array}{ccccccc} & & & & \text{CH}_2\text{CH}_3 & & \\ & & & & | & & \\ \text{CH}_3 & - & \text{CH} & = & \text{CH} & - & \text{CHCH}_3 \end{array}$$
  - $$\begin{array}{ccccccc} & & \text{CH}_3 & & & & \\ & & | & & & & \\ \text{CH}_3\text{CH}_2\text{CH} & - & \text{CH} & = & \text{CH} & - & \text{CHCH}_3 \\ & & & & & & | \\ & & & & & & \text{CH}_3 \end{array}$$

26. Name each of the following alkenes or alkynes.





27. Give the structure for each of the following.

- 3-hexene
- 2,4-heptadiene
- 2-methyl-3-octene

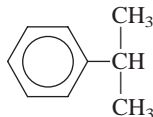
28. Give the structure for each of the following.

- 4-methyl-1-pentyne
- 2,3,3-trimethyl-1-hexene
- 3-ethyl-4-decene

29. Give the structure of each of the following aromatic hydrocarbons.

- o*-ethyltoluene
- p*-di-*tert*-butylbenzene
- m*-diethylbenzene
- 1-phenyl-2-butene

30. Cumene is the starting material for the industrial production of acetone and phenol. The structure of cumene is

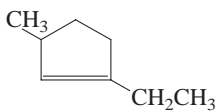
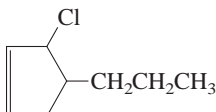
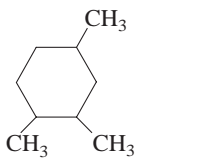
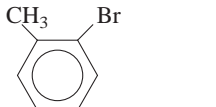


Give the systematic name for cumene.

31. Name each of the following.

- $\text{Cl}-\text{CH}_2-\text{CH}_2-\underset{\text{Cl}}{\text{CH}}-\text{CH}_3$
- $\text{CH}_3\text{CH}_2\text{CH}_2\text{CCl}_3$
- $\begin{array}{c} \text{CH}_3 \\ | \\ \text{CCl}-\text{CH}-\text{CH}-\text{CH}_3 \\ | \quad | \\ \text{CH}_3 \quad \text{Cl} \quad \text{CH}_2-\text{CH}_3 \end{array}$
- $\text{CH}_2\text{FCH}_2\text{F}$

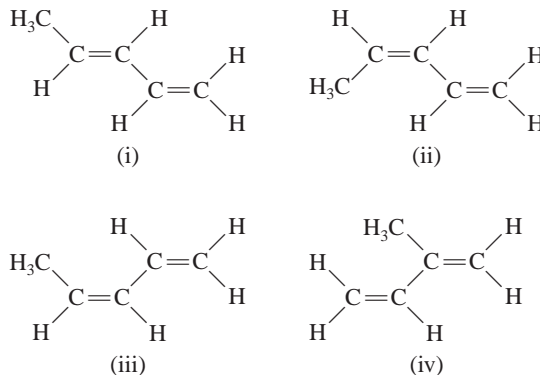
32. Name each of the following compounds.

- $\begin{array}{c} \text{CH}_3\text{CHCH}=\text{CH}_2 \\ | \\ \text{Cl} \end{array}$
- 
- 
- 
- 

### Isomerism

33. There is only one compound that is named 1,2-dichloroethane, but there are two distinct compounds that can be named 1,2-dichloroethene. Why?

34. Consider the following four structures.



- Which of these compounds would have the same physical properties (melting point, boiling point, density, and so on)?
- Which of these compounds are *trans* isomers?
- Which of these compounds do not exhibit *cis-trans* isomerism?

35. Which of the compounds in Exercises 25 and 27 exhibit *cis-trans* isomerism?

36. Which of the compounds in Exercises 26 and 28 exhibit *cis-trans* isomerism?

37. Draw all the structural isomers of  $\text{C}_5\text{H}_{10}$ . Ignore any cyclic isomers.

38. Which of the structural isomers in Exercise 37 exhibit *cis-trans* isomerism?

39. Draw all the structural and geometrical (*cis-trans*) isomers of  $\text{C}_3\text{H}_5\text{Cl}$ .

40. Draw all the structural and geometrical (*cis-trans*) isomers of bromochloropropene.

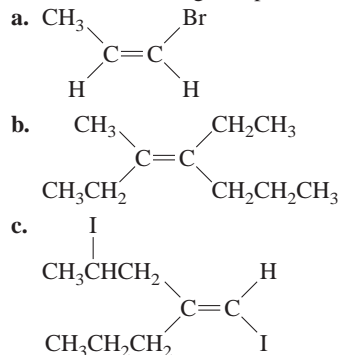
41. Draw all structural and geometrical (*cis-trans*) isomers of  $\text{C}_4\text{H}_7\text{F}$ . Ignore any cyclic isomers.

42. *Cis-trans* isomerism is also possible in molecules with rings. Draw the *cis* and *trans* isomers of 1,2-dimethylcyclohexane. In Exercise 41, you drew all of the noncyclic structural and geometric isomers of  $\text{C}_4\text{H}_7\text{F}$ . Now draw the cyclic structural and geometric isomers of  $\text{C}_4\text{H}_7\text{F}$ .

43. Draw the following.

- cis*-2-hexene
- trans*-2-butene
- cis*-2,3-dichloro-2-pentene

44. Name the following compounds.



45. If one hydrogen in a hydrocarbon is replaced by a halogen atom, the number of isomers that exist for the substituted compound depends on the number of types of hydrogen in the original hydrocarbon. Thus there is only one form of chloroethane (all hydrogens in ethane are equivalent), but there are two isomers of propane that arise from the substitution of a methyl hydrogen or a methylene hydrogen. How many isomers can be obtained when one hydrogen in each of the compounds named below is replaced by a chlorine atom?

- a. *n*-pentane                      c. 2,4-dimethylpentane  
b. 2-methylbutane                d. methylcyclobutane

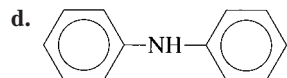
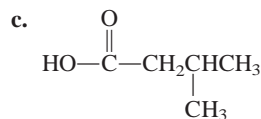
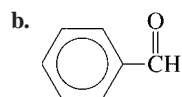
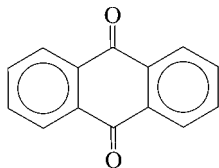
46. There are three isomers of dichlorobenzene, one of which has now replaced naphthalene as the main constituent of mothballs.

- a. Identify the *ortho*, the *meta*, and the *para* isomers of dichlorobenzene.  
b. Predict the number of isomers for trichlorobenzene.  
c. It turns out that the presence of one chlorine atom on a benzene ring will cause the next substituent to add *ortho* or *para* to the first chlorine atom on the benzene ring. What does this tell you about the synthesis of *m*-dichlorobenzene?  
d. Which of the isomers of trichlorobenzene will be the hardest to prepare?

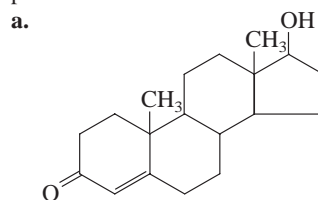
### Functional Groups

47. Identify each of the following compounds as a carboxylic acid, ester, ketone, aldehyde, or amine.

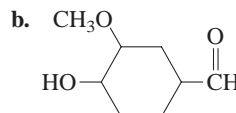
- a. Anthraquinone, an important starting material in the manufacture of dyes:



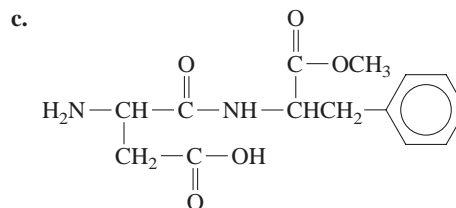
48. Identify the functional groups present in the following compounds.



Testosterone

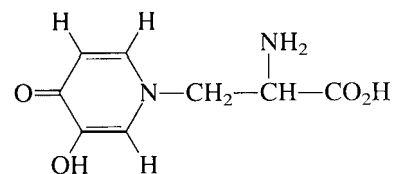


Vanillin



Aspartame

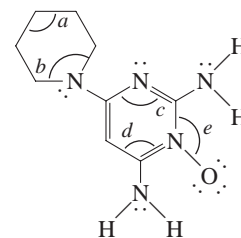
49. Mimosine is a natural product found in large quantities in the seeds and foliage of some legume plants and has been shown to cause inhibition of hair growth and hair loss in mice.



Mimosine,  $C_8H_{10}N_2O_4$

- a. What functional groups are present in mimosine?  
b. Give the hybridization of the eight carbon atoms in mimosine.  
c. How many  $\sigma$  and  $\pi$  bonds are found in mimosine?

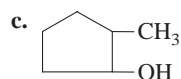
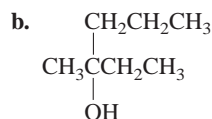
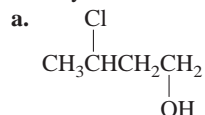
50. Minoxidil ( $C_9H_{15}N_5O$ ) is a compound produced by Pharmacia Company that has been approved as a treatment of some types of male pattern baldness.



- a. Would minoxidil be more soluble in acidic or basic aqueous solution? Explain.  
b. Give the hybridization of the five nitrogen atoms in minoxidil.  
c. Give the hybridization of each of the nine carbon atoms in minoxidil.  
d. Give approximate values of the bond angles marked *a*, *b*, *c*, *d*, and *e*.

- e. Including all the hydrogen atoms, how many  $\sigma$  bonds exist in minoxidil?  
 f. How many  $\pi$  bonds exist in minoxidil?

51. For each of the following alcohols, give the systematic name and specify whether the alcohol is primary, secondary, or tertiary.



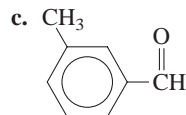
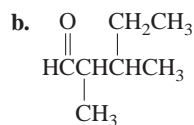
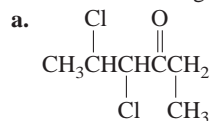
52. Draw structural formulas for each of the following alcohols. Indicate whether the alcohol is primary, secondary, or tertiary.

- a. 1-butanol      c. 2-methyl-1-butanol  
 b. 2-butanol      d. 2-methyl-2-butanol

53. Name all the alcohols that have the formula  $C_5H_{12}O$ . How many ethers have the formula  $C_5H_{12}O$ ?

54. Name all the aldehydes and ketones that have the formula  $C_5H_{10}O$ .

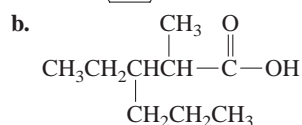
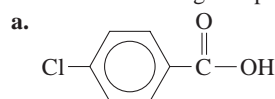
55. Name the following compounds.



56. Draw the structural formula for each of the following.

- a. formaldehyde (methanal)  
 b. 4-heptanone  
 c. 3-chlorobutanal  
 d. 5,5-dimethyl-2-hexanone

57. Name the following compounds.



c. HCOOH

58. Draw a structural formula for each of the following.

- a. 3-methylpentanoic acid  
 b. ethyl methanoate  
 c. methyl benzoate  
 d. 3-chloro-2,4-dimethylhexanoic acid

59. Which of the following statements is (are) false? Explain why the statement(s) is (are) false.

- a. is a structural isomer of pentanoic acid.  
 b. is a structural isomer of 2-methyl-3-pentanone.  
 c.  $CH_3CH_2OCH_2CH_2CH_3$  is a structural isomer of 2-pentanol.  
 d. is a structural isomer of 2-butanal.

e. Trimethylamine is a structural isomer of  $CH_3CH_2CH_2NH_2$ .

60. Draw the isomer(s) specified. There may be more than one possible isomer for each part.

- a. a cyclic compound that is an isomer of *trans*-2-butene  
 b. an ester that is an isomer of propanoic acid  
 c. a ketone that is an isomer of butanal  
 d. a secondary amine that is an isomer of butylamine  
 e. a tertiary amine that is an isomer of butylamine  
 f. an ether that is an isomer of 2-methyl-2-propanol  
 g. a secondary alcohol that is an isomer of 2-methyl-2-propanol

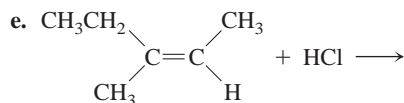
## Reactions of Organic Compounds

61. Complete the following reactions.

- a.  $CH_3CH=CHCH_3 + H_2 \xrightarrow{Pt}$   
 b.  $CH_2=CHCH(CH_3)CH=CH(CH_3) + 2Cl_2 \longrightarrow$   
 c. +  $Cl_2 \xrightarrow{FeCl_3}$   
 d.  $CH_3C(CH_3)=CH_2 + O_2 \xrightarrow{\text{Spark}}$

62. Reagents such as HCl, HBr, and HOH ( $H_2O$ ) can add across carbon-carbon double and triple bonds, with H forming a bond to one of the carbon atoms in the multiple bond and Cl, Br, or OH forming a bond to the other carbon atom in the multiple bond. In some cases, two products are possible. For the major organic product, the addition occurs so that the hydrogen atom in the reagent attaches to the carbon atom in the multiple bond that already has the greater number of hydrogen atoms bonded to it. With this rule in mind, draw the structure of the major product in each of the following reactions.

- a.  $CH_3CH_2CH=CH_2 + H_2O \xrightarrow{H^+}$   
 b.  $CH_3CH_2CH=CH_2 + HBr \longrightarrow$   
 c.  $CH_3CH_2C\equiv CH + 2HBr \longrightarrow$   
 d. +  $H_2O \xrightarrow{H^+}$

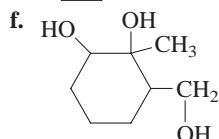
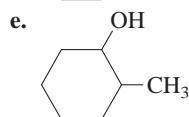
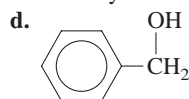


63. When toluene ( $\text{C}_6\text{H}_5\text{CH}_3$ ) reacts with chlorine gas in the presence of iron(III) catalyst, the product is a mixture of the *ortho* and *para* isomers of  $\text{C}_6\text{H}_4\text{ClCH}_3$ . However, when the reaction is light-catalyzed with no  $\text{Fe}^{3+}$  catalyst present, the product is  $\text{C}_6\text{H}_5\text{CH}_2\text{Cl}$ . Explain.

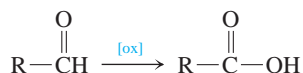
64. Why is it preferable to produce chloroethane by the reaction of  $\text{HCl}(\text{g})$  with ethene than by the reaction of  $\text{Cl}_2(\text{g})$  with ethane? (See Exercise 62.)

65. Using appropriate reactants, alcohols can be oxidized into aldehydes, ketones, and/or carboxylic acids. Primary alcohols can be oxidized into aldehydes, which can then be oxidized into carboxylic acids. Secondary alcohols can be oxidized into ketones, while tertiary alcohols do not undergo this type of oxidation. Give the structure of the product(s) resulting from the oxidation of each of the following alcohols.

- a. 3-methyl-1-butanol  
b. 3-methyl-2-butanol  
c. 2-methyl-2-butanol



66. Oxidation of an aldehyde yields a carboxylic acid:



Draw the structures for the products of the following oxidation reactions.

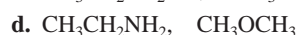
- a. propanal  $\xrightarrow{[\text{ox}]}$   
b. 2,3-dimethylpentanal  $\xrightarrow{[\text{ox}]}$   
c. 3-ethylbenzaldehyde  $\xrightarrow{[\text{ox}]}$

67. How would you synthesize each of the following?

- a. 1,2-dibromopropane from propene  
b. acetone (2-propanone) from an alcohol  
c. *tert*-butyl alcohol (2-methyl-2-propanol) from an alkene (See Exercise 62.)  
d. propanoic acid from an alcohol

68. What tests could you perform to distinguish between the following pairs of compounds?

- a.  $\text{CH}_3\text{CH}_2\text{CH}_2\text{CH}_3$ ,  $\text{CH}_2=\text{CHCH}_2\text{CH}_3$   
b.  $\text{CH}_3\text{CH}_2\text{CH}_2\text{COOH}$ ,  $\text{CH}_3\text{CH}_2\text{C}(\text{O})\text{CH}_3$



69. How would you synthesize the following esters?

a. *n*-octylacetate

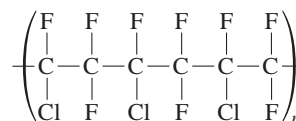


70. Complete the following reactions.



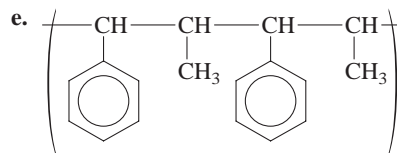
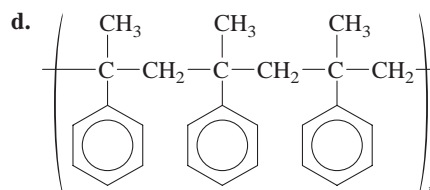
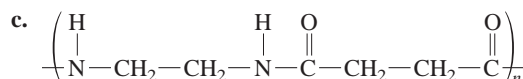
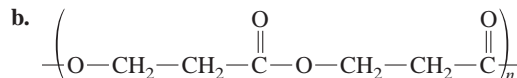
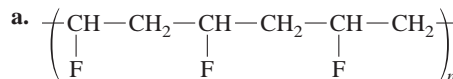
## Polymers

71. Kel-F is a polymer with the structure

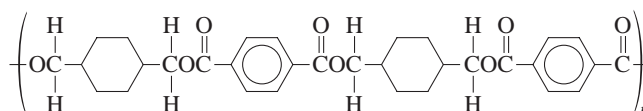


What is the monomer for Kel-F?

72. What monomer(s) must be used to produce the following polymers?



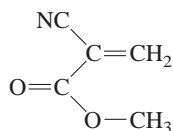
f.



(This polymer is Kodel, used to make fibers of stain-resistant carpeting.)

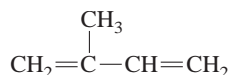
Classify these polymers as condensation or addition polymers. Which are copolymers?

73. "Super glue" contains methyl cyanoacrylate,

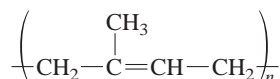


which readily polymerizes upon exposure to traces of water or alcohols on the surfaces to be bonded together. The polymer provides a strong bond between the two surfaces. Draw the structure of the polymer formed by methyl cyanoacrylate.

74. Isoprene is the repeating unit in natural rubber. The structure of isoprene is

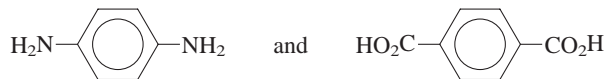


- a. Give a systematic name for isoprene.  
b. When isoprene is polymerized, two polymers of the form



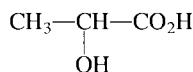
are possible. In natural rubber, the *cis* configuration is found. The polymer with the *trans* configuration about the double bond is called gutta percha and was once used in the manufacture of golf balls. Draw the structure of natural rubber and gutta percha showing three repeating units and the configuration about the carbon-carbon double bonds.

75. Kevlar, used in bulletproof vests, is made by the condensation copolymerization of the monomers



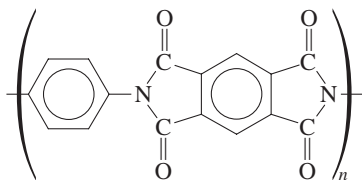
Draw the structure of a portion of the Kevlar chain.

76. The polyester formed from lactic acid,



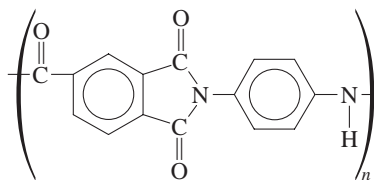
is used for tissue implants and surgical sutures that will dissolve in the body. Draw the structure of a portion of this polymer.

77. Polyimides are polymers that are tough and stable at temperatures of up to 400°C. They are used as a protective coating on the quartz fibers used in fiber optics. What monomers were used to make the following polyimide?



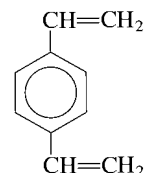
78. The Amoco Chemical Company has successfully raced a car with a plastic engine. Many of the engine parts, including piston skirts,

connecting rods, and valve-train components, were made of a polymer called *Torlon*:



What monomers are used to make this polymer?

79. Polystyrene can be made more rigid by copolymerizing styrene with divinylbenzene:



How does the divinylbenzene make the copolymer more rigid?

80. Polyesters containing double bonds are often crosslinked by reacting the polymer with styrene.

- a. Draw the structure of the copolymer of

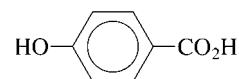


- b. Draw the structure of the crosslinked polymer (after the polyester has been reacted with styrene).

81. Which of the following polymers would be stronger or more rigid? Explain your choices.

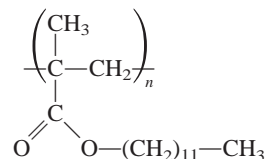
- a. The copolymer of ethylene glycol and terephthalic acid or the copolymer of 1,2-diaminoethane and terephthalic acid (1,2-diaminoethane =  $\text{NH}_2\text{CH}_2\text{CH}_2\text{NH}_2$ )

- b. The polymer of  $\text{HO}-(\text{CH}_2)_6-\text{CO}_2\text{H}$  or that of



- c. Polyacetylene or polyethylene (The monomer in polyacetylene is ethyne.)

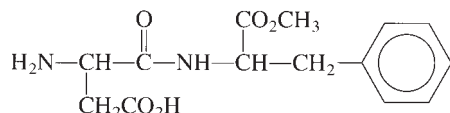
82. Poly(lauryl methacrylate) is used as an additive in motor oils to counter the loss of viscosity at high temperature. The structure is



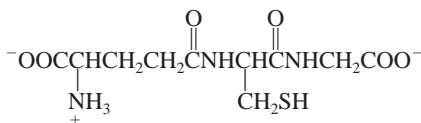
The long hydrocarbon chain of poly(lauryl methacrylate) makes the polymer soluble in oil (a mixture of hydrocarbons with mostly 12 or more carbon atoms). At low temperatures the polymer is coiled into balls. At higher temperatures the balls uncoil and the polymer exists as long chains. Explain how this helps control the viscosity of oil.

## Natural Polymers

83. Which of the amino acids in Fig. 22.18 contain the following functional groups in their R group?
- alcohol
  - carboxylic acid
  - amine
  - amide
84. When pure crystalline amino acids are heated, decomposition generally occurs before the solid melts. Account for this observation. (*Hint*: Crystalline amino acids exist as  $\text{H}_3\text{N}^+\text{CHRCOO}^-$ , called *zwitterions*.)
85. Aspartame, the artificial sweetener marketed under the name Nutra-Sweet, is a methyl ester of a dipeptide:

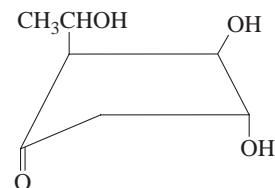


- What two amino acids are used to prepare aspartame?
  - There is concern that methanol may be produced by the decomposition of aspartame. From what portion of the molecule can methanol be produced? Write an equation for this reaction.
86. Glutathione, a tripeptide found in virtually all cells, functions as a reducing agent. The structure of glutathione is



What amino acids make up glutathione?

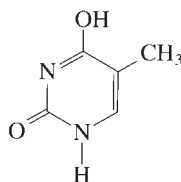
87. Draw the structures of the two dipeptides that can be formed from serine and alanine.
88. Draw the structures of the tripeptides gly–ala–ser and ser–ala–gly. How many other tripeptides are possible using these three amino acids?
89. Write the sequence of all possible tetrapeptides composed of the following amino acids.
- two phenylalanines and two glycines
  - two phenylalanines, glycine, and alanine
90. How many different pentapeptides can be formed using five different amino acids?
91. Give an example of amino acids that could give rise to the interactions pictured in Fig. 22.24 that maintain the tertiary structures of proteins.
92. What types of interactions can occur between the side chains of the following amino acids that would help maintain the tertiary structure of a protein?
- cysteine and cysteine
  - glutamine and serine
  - glutamic acid and lysine
  - proline and leucine
93. Oxygen is carried from the lungs to tissues by the protein hemoglobin in red blood cells. Sickle cell anemia is a disease resulting from abnormal hemoglobin molecules in which a valine is substituted for a single glutamic acid in normal hemoglobin. How might this substitution affect the structure of hemoglobin?
94. Over 100 different kinds of mutant hemoglobin molecules have been detected in humans. Unlike sickle cell anemia (see Exercise 93), not all of these mutations are as serious. In one nonlethal mutation, glutamine substitutes for a single glutamic acid in normal hemoglobin. Rationalize why this substitution is nonlethal.
95. Draw cyclic structures for D-ribose and D-mannose.
96. Indicate the chiral carbon atoms found in the monosaccharides D-ribose and D-mannose.
97. In addition to using *numerical* prefixes in the general names of sugars to indicate how many carbon atoms are present, we often use the prefixes *keto-* and *aldo-* to indicate whether the sugar is a ketone or an aldehyde. For example, the monosaccharide fructose is frequently called a *keto*hexose to emphasize that it contains six carbons as well as the ketone functional group. For each of the monosaccharides shown in Table 22.8 classify the sugars as aldohexoses, aldopentoses, ketohexoses, or ketopentoses.
98. Glucose can occur in three forms: two cyclic forms and one open-chain structure. In aqueous solution, only a tiny fraction of the glucose is in the open-chain form. Yet tests for the presence of glucose depend on reaction with the aldehyde group, which is found only in the open-chain form. Explain why these tests work.
99. What are the structural differences between  $\alpha$ - and  $\beta$ -glucose? These two cyclic forms of glucose are the building blocks to form two different polymers. Explain.
100. Cows can digest cellulose, but humans can't. Why not?
101. Which of the amino acids in Fig. 22.18 contain more than one chiral carbon atom? Draw the structures of these amino acids and indicate all chiral carbon atoms.
102. Why is glycine not optically active?
103. Which of the noncyclic isomers of bromochloropropene are optically active?
104. How many chiral carbon atoms does the following structure have?



105. Part of a certain DNA sequence is G–G–T–C–T–A–T–A–C. What is the complementary sequence?
106. The codons (words) in DNA (that specify which amino acid should be at a particular point in a protein) are three bases long. How many such three-letter words can be made from the four bases adenine, cytosine, guanine, and thymine?
107. Which base will hydrogen-bond with uracil within an RNA molecule? Draw the structure of this base pair.



108. Tautomers are molecules that differ in the position of a hydrogen atom. A tautomeric form of thymine has the structure



If the tautomer above, rather than the stable form of thymine, were present in a strand of DNA during replication, what would be the result?

109. The base sequences in mRNA that code for certain amino acids are

Glu: GAA, GAG  
 Val: GUU, GUC, GUA, GUG  
 Met: AUG  
 Trp: UGG  
 Phe: UUU, UUC  
 Asp: GAU, GAC

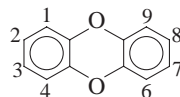
These sequences are complementary to the sequences in DNA.

- Give the corresponding sequences in DNA for the amino acids listed above.
  - Give a DNA sequence that would code for the peptide *trp-glu-phe-met*.
  - How many different DNA sequences can code for the tetrapeptide in part b?
  - What is the peptide that is produced from the DNA sequence T-A-C-C-T-G-A-A-G?
  - What other DNA sequences would yield the same tripeptide as in part d?
110. The change of a single base in the DNA sequence for normal hemoglobin can encode for the abnormal hemoglobin giving rise to sickle cell anemia. Which base in the codon for glu in DNA is replaced to give the codon(s) for val? (See Exercises 93 and 109.)

### ► Additional Exercises

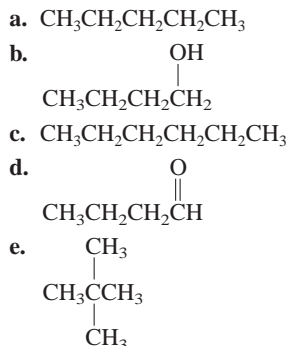
111. Draw the following incorrectly named compounds and name them correctly.
- 2-ethyl-3-methyl-5-isopropylhexane
  - 2-ethyl-4-*tert*-butylpentane
  - 3-methyl-4-isopropylpentane
  - 2-ethyl-3-butyne
112. In the presence of light, chlorine can substitute for one (or more) of the hydrogens in an alkane. For the following reactions, draw the possible monochlorination products.
- 2,2-dimethylpropane + Cl<sub>2</sub>  $\xrightarrow{h\nu}$
  - 1,3-dimethylcyclobutane + Cl<sub>2</sub>  $\xrightarrow{h\nu}$
  - 2,3-dimethylbutane + Cl<sub>2</sub>  $\xrightarrow{h\nu}$
113. Polychlorinated dibenzo-*p*-dioxins (PCDDs) are highly toxic substances that are present in trace amounts as by-products of some chemical manufacturing processes. They have been implicated in a number of environmental incidents—for example, the chemical contamination at Love Canal and the herbicide spraying

in Vietnam. The structure of dibenzo-*p*-dioxin, along with the customary numbering convention, is



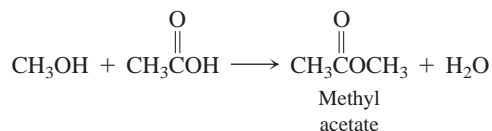
The most toxic PCDD is 2,3,7,8-tetrachloro-dibenzo-*p*-dioxin. Draw the structure of this compound. Also draw the structures of two other isomers containing four chlorine atoms.

114. Consider the following five compounds.



The boiling points of these five compounds are 9.5°C, 36°C, 69°C, 76°C, and 117°C. Which compound boils at 36°C? Explain.

115. The two isomers having the formula C<sub>2</sub>H<sub>6</sub>O boil at -23°C and 78.5°C. Draw the structure of the isomer that boils at -23°C and of the isomer that boils at 78.5°C.
116. Ignoring ring compounds, which isomer of C<sub>2</sub>H<sub>4</sub>O<sub>2</sub> should boil at the lowest temperature?
117. Explain why methyl alcohol is soluble in water in all proportions, while stearyl alcohol [CH<sub>3</sub>(CH<sub>2</sub>)<sub>16</sub>OH] is a waxy solid that is not soluble in water.
118. Is octanoic acid more soluble in 1 *M* HCl, 1 *M* NaOH, or pure water? Explain. Drugs such as morphine (C<sub>17</sub>H<sub>19</sub>NO<sub>3</sub>) are often treated with strong acids. The most commonly used form of morphine is morphine hydrochloride (C<sub>17</sub>H<sub>20</sub>ClNO<sub>3</sub>). Why is morphine treated in this way? (*Hint*: Morphine is an amine.)
119. Consider the compounds butanoic acid, pentanal, *n*-hexane, and 1-pentanol. The boiling points of these compounds (in no specific order) are 69°C, 103°C, 137°C, and 164°C. Match the boiling points to the correct compound.
120. Consider the reaction to produce the ester methyl acetate:

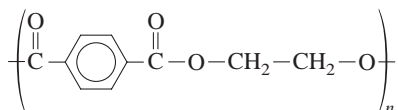


When this reaction is carried out with CH<sub>3</sub>OH containing radioactive oxygen-18, the water produced does not contain oxygen-18. Explain the results of this radioisotope tracer experiment.

121. A compound containing only carbon and hydrogen is 85.63% C by mass. Reaction of this compound with H<sub>2</sub>O produces a secondary alcohol as the major product and a primary alcohol as

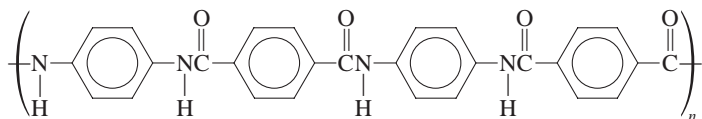
the minor product (see Exercise 62). If the molar mass of the hydrocarbon is between 50 and 60 g/mol, name the compound.

122. Diborane,  $B_2H_6$ , is a highly unstable compound that reacts explosively with oxygen. Ethane,  $C_2H_6$ , combines with oxygen only at elevated temperatures. Explain the differences in these two compounds.
123. Three different organic compounds have the formula  $C_3H_8O$ . Only two of these isomers react with  $KMnO_4$  (a strong oxidizing agent). What are the names of the products when these isomers react with excess  $KMnO_4$ ?
124. Consider the following polymer:



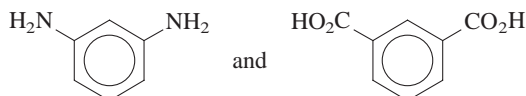
Is this polymer a homopolymer or a copolymer, and is it formed by addition polymerization or condensation polymerization? What is (are) the monomer(s) for this polymer?

125. Nylon is named according to the number of C atoms between the N atoms in the chain. Nylon-46 has 4 C atoms, then 6 C atoms, and this pattern repeats. Nylon-6 always has 6 atoms in a row. Speculate as to why nylon-46 is stronger than nylon-6. (*Hint*: Consider the strengths of interchain forces.)
126. The polymer nitrile is a copolymer made from acrylonitrile and butadiene; it is used to make automotive hoses and gaskets. Draw the structure of nitrile. (*Hint*: See Table 22.7.)
127. *Polyaramid* is a term applied to polyamides containing aromatic groups. These polymers were originally made for use as tire cords but have since found many other uses.
- a. Kevlar is used in bulletproof vests and many high-strength composites. The structure of Kevlar is



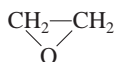
Which monomers are used to make Kevlar?

- b. Nomex is a polyaramid used in fire-resistant clothing. It is a copolymer of



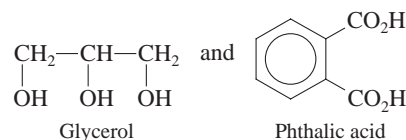
Draw the structure of the Nomex polymer. How do Kevlar and Nomex differ in their structures?

128. When acrylic polymers are burned, toxic fumes are produced. For example, in many airplane fires, more passenger deaths have been caused by breathing toxic fumes than by the fire itself. Using polyacrylonitrile as an example, what would you expect to be one of the most toxic, gaseous combustion products created in the reaction?
129. Ethylene oxide,



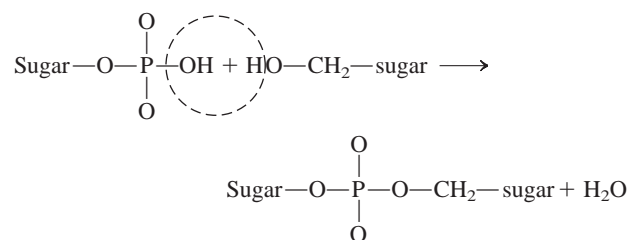
is an important industrial chemical. Although most ethers are unreactive, ethylene oxide is quite reactive. It resembles  $C_2H_4$  in its reactions in that addition reactions occur across the C—O bond in ethylene oxide.

- a. Why is ethylene oxide so reactive? (*Hint*: Consider the bond angles in ethylene oxide as compared with those predicted by the VSEPR model.)
- b. Ethylene oxide undergoes addition polymerization, forming a polymer used in many applications requiring a nonionic surfactant. Draw the structure of this polymer.
130. Another way of producing highly crosslinked polyesters is to use glycerol. Alkyd resins are a polymer of this type. The polymer forms very tough coatings when baked onto a surface and is used in paints for automobiles and large appliances. Draw the structure of the polymer formed from the condensation of



Explain how crosslinking occurs in this polymer.

131. Monosodium glutamate (MSG) is commonly used as a flavoring in foods. Draw the structure of MSG.
132. a. Use bond energies (Table 8.4) to estimate  $\Delta H$  for the reaction of two molecules of glycine to form a peptide linkage.  
b. Would you predict  $\Delta S$  to favor the formation of peptide linkages between two molecules of glycine?  
c. Would you predict the formation of proteins to be a spontaneous process?
133. The reaction to form a phosphate-ester linkage between two nucleotides can be approximated as follows:



Would you predict the formation of a dinucleotide from two nucleotides to be a spontaneous process?

134. Considering your answers to Exercises 132 and 133, how can you justify the existence of proteins and nucleic acids in light of the second law of thermodynamics?
135. All amino acids have at least two functional groups with acidic or basic properties. In alanine, the carboxylic acid group has  $K_a = 4.5 \times 10^{-3}$  and the amino group has  $K_b = 7.4 \times 10^{-5}$ . Three ions of alanine are possible when alanine is dissolved in water. Which of these ions would predominate in a solution with  $[\text{H}^+] = 1.0 \text{ M}$ ? In a solution with  $[\text{OH}^-] = 1.0 \text{ M}$ ?
136. The average molar mass of one base pair of nucleotides in DNA is approximately 600 g/mol. The spacing between successive base pairs is about 0.34 nm, and a complete turn in the helical structure of DNA occurs about every 3.4 nm. If a DNA molecule has

a molar mass of  $4.5 \times 10^9$  g/mol, approximately how many complete turns exist in the DNA  $\alpha$ -helix structure?

137. When heat is added to proteins, the hydrogen bonding in the secondary structure is disrupted. What are the algebraic signs of  $\Delta H$  and  $\Delta S$  for the denaturation process?
138. In glycine, the carboxylic acid group has  $K_a = 4.3 \times 10^{-3}$  and the amino group has  $K_b = 6.0 \times 10^{-5}$ . Use these equilibrium constant values to calculate the equilibrium constants for the following.
- ${}^+\text{H}_3\text{NCH}_2\text{CO}_2^- + \text{H}_2\text{O} \rightleftharpoons \text{H}_2\text{NCH}_2\text{CO}_2^- + \text{H}_3\text{O}^+$
  - $\text{H}_2\text{NCH}_2\text{CO}_2^- + \text{H}_2\text{O} \rightleftharpoons \text{H}_2\text{NCH}_2\text{CO}_2\text{H} + \text{OH}^-$
  - ${}^+\text{H}_3\text{NCH}_2\text{CO}_2\text{H} \rightleftharpoons 2\text{H}^+ + \text{H}_2\text{NCH}_2\text{CO}_2^-$

### ► Challenge Problems

139. The isoelectric point of an amino acid is the pH at which the molecule has no net charge. For glycine, that point would be the pH at which virtually all glycine molecules are in the form  ${}^+\text{H}_3\text{NCH}_2\text{CO}_2^-$ . This form of glycine is amphoteric since it can act as both an acid and a base. If we assume that the principal equilibrium at the isoelectric point has the best acid reacting with the best base present, then the reaction is

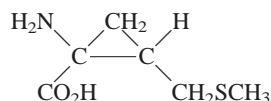


Assuming this reaction is the principal equilibrium, then the following relationship must hold true:

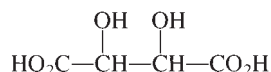
$$[\text{H}_2\text{NCH}_2\text{CO}_2^-] = [{}^+\text{H}_3\text{NCH}_2\text{CO}_2\text{H}] \quad (\text{ii})$$

Use this result and your answer to part c of Exercise 138 to calculate the pH at which equation (ii) is true. This pH will be the isoelectric point of glycine.

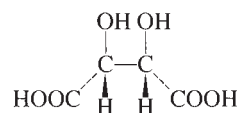
140. In 1994 chemists at Texas A & M University reported the synthesis of a non-naturally occurring amino acid (*C & E News*, April 18, 1994, pp. 26–27):



- To which naturally occurring amino acid is this compound most similar?
  - A tetrapeptide, phe–met–arg–phe–NH<sub>2</sub>, is synthesized in the brains of rats addicted to morphine and heroin. (The –NH<sub>2</sub> indicates that the peptide ends in –C(=O)–NH<sub>2</sub> instead of –CO<sub>2</sub>H.) The TAMU scientists synthesized a similar tetrapeptide, with the synthetic amino acid above replacing one of the original amino acids. Draw a structure for the tetrapeptide containing the synthetic amino acid.
  - Indicate the chiral carbon atoms in the synthetic amino acid.
141. The structure of tartaric acid is

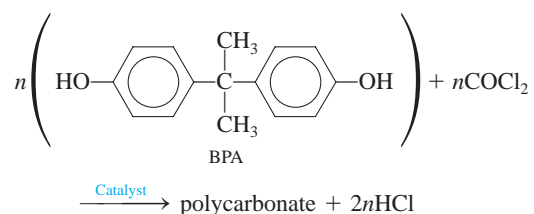


- Is the form of tartaric acid pictured below optically active? Explain.



(Note: The dashed lines show groups behind the plane of the page. The wedges show groups in front of the plane.)

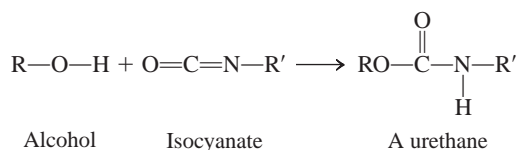
- Draw the optically active forms of tartaric acid.
142. Using one of the Lewis structures for benzene ( $\text{C}_6\text{H}_6$ ), estimate  $\Delta H_f^\circ$  for  $\text{C}_6\text{H}_6(\text{g})$  using bond energies and given the standard enthalpy of formation of  $\text{C}(\text{g})$  is 717 kJ/mol. The experimental  $\Delta H_f^\circ$  value for  $\text{C}_6\text{H}_6(\text{g})$  is 83 kJ/mol. Explain the discrepancy between the experimental value and the calculated  $\Delta H_f^\circ$  value for  $\text{C}_6\text{H}_6(\text{g})$ .
143. Mycomycin, a naturally occurring antibiotic produced by the fungus *Nocardia acidophilus*, has the molecular formula  $\text{C}_{13}\text{H}_{10}\text{O}_2$  and the systematic name 3,5,7,8-tridecatetraene-10,12-dienoic acid. Draw the structure of mycomycin.
144. Sorbic acid is used to prevent mold and fungus growth in some food products, especially cheeses. The systematic name for sorbic acid is 2,4-hexadienoic acid. Draw structures for the four geometrical isomers of sorbic acid.
145. Consider the following reactions. For parts b–d, see Exercise 62.
- When  $\text{C}_5\text{H}_{12}$  is reacted with  $\text{Cl}_2(\text{g})$  in the presence of ultraviolet light, four different monochlorination products form. What is the structure of  $\text{C}_5\text{H}_{12}$  in this reaction?
  - When  $\text{C}_4\text{H}_8$  is reacted with  $\text{H}_2\text{O}$ , a tertiary alcohol is produced as the major product. What is the structure of  $\text{C}_4\text{H}_8$  in this reaction?
  - When  $\text{C}_7\text{H}_{12}$  is reacted with  $\text{HCl}$ , 1-chloro-1-methylcyclohexane is produced as the major product. What are the two possible structures for  $\text{C}_7\text{H}_{12}$  in this reaction?
  - When a hydrocarbon is reacted with  $\text{H}_2\text{O}$  and the major product of this reaction is then oxidized, acetone (2-propanone) is produced. What is the structure of the hydrocarbon in this reaction?
  - When  $\text{C}_5\text{H}_{12}\text{O}$  is oxidized, a carboxylic acid is produced. What are the possible structures for  $\text{C}_5\text{H}_{12}\text{O}$  in this reaction?
146. Polycarbonates are a class of thermoplastic polymers that are used in the plastic lenses of eyeglasses and in the shells of bicycle helmets. A polycarbonate is made from the reaction of bisphenol A (BPA) with phosgene ( $\text{COCl}_2$ ):



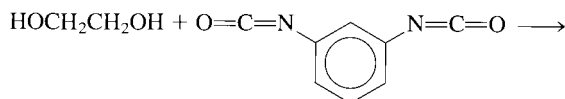
Phenol ( $\text{C}_6\text{H}_5\text{OH}$ ) is used to terminate the polymer (stop its growth).

- Draw the structure of the polycarbonate chain formed from the above reaction.
- Is this reaction a condensation or an addition polymerization?

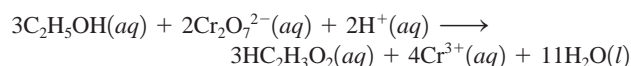
147. A urethane linkage occurs when an alcohol adds across the carbon–nitrogen double bond in an isocyanate:



Polyurethanes (formed from the copolymerization of a diol with a diisocyanate) are used in foamed insulation and a variety of other construction materials. What is the structure of the polyurethane formed by the following reaction?

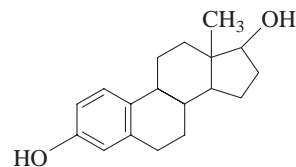


148. ABS plastic is a tough, hard plastic used in applications requiring shock resistance. The polymer consists of three monomer units: acrylonitrile ( $\text{C}_3\text{H}_3\text{N}$ ), butadiene ( $\text{C}_4\text{H}_6$ ), and styrene ( $\text{C}_8\text{H}_8$ ).
- Draw two repeating units of ABS plastic assuming that the three monomer units react in a 1:1:1 mole ratio and react in the same order as the monomers listed above.
  - A sample of ABS plastic contains 8.80% N by mass. It took 0.605 g  $\text{Br}_2$  to react completely with a 1.20-g sample of ABS plastic. What is the percent by mass of acrylonitrile, butadiene, and styrene in this polymer sample?
  - ABS plastic does not react in a 1:1:1 mole ratio among the three monomer units. Using the results from part b, determine the relative numbers of the monomer units in this sample of ABS plastic.
149. Stretch a rubber band while holding it gently to your lips. Then slowly let it relax while still in contact with your lips.
- What happens to the temperature of the rubber band on stretching?
  - Is the stretching an exothermic or endothermic process?
  - Explain the above result in terms of intermolecular forces.
  - What is the sign of  $\Delta S$  and  $\Delta G$  for stretching the rubber band?
  - Give the molecular explanation for the sign of  $\Delta S$  for stretching.
150. Alcohols are very useful starting materials for the production of many different compounds. The following conversions, starting with 1-butanol, can be carried out in two or more steps. Show the steps (reactants/catalysts) you would follow to carry out the conversions, drawing the formula for the organic product in each step. For each step, a major product must be produced. See Exercise 62. (*Hint:* In the presence of  $\text{H}^+$ , an alcohol is converted into an alkene and water. This is the exact reverse of the reaction of adding water to an alkene to form an alcohol.)
- 1-butanol  $\longrightarrow$  butane
  - 1-butanol  $\longrightarrow$  2-butanone
151. A chemical “breathalyzer” test works because ethanol in the breath is oxidized by the dichromate ion (orange) to form acetic acid and chromium(III) ion (green). The balanced reaction is



You analyze a breathalyzer test in which 4.2 mg  $\text{K}_2\text{Cr}_2\text{O}_7$  was reduced. Assuming the volume of the breath was 0.500 L at 30.°C and 750. mm Hg, what was the mole percent alcohol of the breath?

152. Consider a sample of a hydrocarbon at 0.959 atm and 298 K. Upon combusting the entire sample in oxygen, you collect a mixture of gaseous carbon dioxide and water vapor at 1.51 atm and 375 K. This mixture has a density of 1.391 g/L and occupies a volume four times as large as that of the pure hydrocarbon. Determine the molecular formula of the hydrocarbon and name it.
153. Estradiol is a female hormone with the following structure:



How many chiral carbon atoms are in estradiol?

## ► Integrative Problems

These problems require the integration of multiple concepts to find the solutions.

154. Helicenes are extended fused polyaromatic hydrocarbons that have a helical or screw-shaped structure.
- A 0.1450-g sample of solid helicene is combusted in air to give 0.5063 g  $\text{CO}_2$ . What is the empirical formula of this helicene?
  - If a 0.0938-g sample of this helicene is dissolved in 12.5 g of solvent to give a 0.0175 *m* solution, what is the molecular formula of this helicene?
  - What is the balanced reaction for the combustion of this helicene?
155. An organometallic compound is one containing at least one metal–carbon bond. An example of an organometallic species is  $(\text{CH}_3\text{CH}_2)\text{MBr}$ , which contains a metal–ethyl bond.
- If  $\text{M}^{2+}$  has the electron configuration  $[\text{Ar}]3d^{10}$ , what is the percent by mass of M in  $(\text{CH}_3\text{CH}_2)\text{MBr}$ ?
  - A reaction involving  $(\text{CH}_3\text{CH}_2)\text{MBr}$  is the conversion of a ketone to an alcohol as illustrated here:



How does the hybridization of the starred carbon atom change, if at all, in going from reactants to products?

- What is the systematic name of the product?  
(*Hint:* In this shorthand notation, all the C–H bonds have been eliminated and the lines represent C–C bonds, unless shown differently. As is typical of most organic compounds, each carbon atom has four bonds to it and the oxygen atoms have only two bonds.)

## ► Marathon Problems

These problems are designed to incorporate several concepts and techniques into one situation.

- 156.** For each of the following, fill in the blank with the correct response. All of these fill-in-the-blank problems pertain to material covered in the sections on alkanes, alkenes and alkynes, aromatic hydrocarbons, and hydrocarbon derivatives.
- The first “organic” compound to be synthesized in the laboratory, rather than being isolated from nature, was \_\_\_\_\_, which was prepared from \_\_\_\_\_.
  - An organic compound whose carbon-carbon bonds are all single bonds is said to be \_\_\_\_\_.
  - The general orientation of the four pairs of electrons around the carbon atoms in alkanes is \_\_\_\_\_.
  - Alkanes in which the carbon atoms form a single unbranched chain are said to be \_\_\_\_\_ alkanes.
  - Structural isomerism occurs when two molecules have the same number of each type of atom but exhibit different arrangements of the \_\_\_\_\_ between those atoms.
  - The systematic names of all saturated hydrocarbons have the ending \_\_\_\_\_ added to a root name that indicates the number of carbon atoms in the molecule.
  - For a branched hydrocarbon, the root name for the hydrocarbon comes from the number of carbon atoms in the \_\_\_\_\_ continuous chain in the molecule.
  - The positions of substituents along the hydrocarbon framework of a molecule are indicated by the \_\_\_\_\_ of the carbon atom to which the substituents are attached.
  - The major use of alkanes has been in \_\_\_\_\_ reactions, as a source of heat and light.
  - With very reactive agents, such as the halogen elements, alkanes undergo \_\_\_\_\_ reactions, whereby a new atom replaces one or more hydrogen atoms of the alkane.
  - Alkenes and alkynes are characterized by their ability to undergo rapid, complete \_\_\_\_\_ reactions, by which other atoms attach themselves to the carbon atoms of the double or triple bond.
  - Unsaturated fats may be converted to saturated fats by the process of \_\_\_\_\_.
  - Benzene is the parent member of the group of hydrocarbons called \_\_\_\_\_ hydrocarbons.
  - An atom or group of atoms that imparts new and characteristic properties to an organic molecule is called a \_\_\_\_\_ group.
  - A \_\_\_\_\_ alcohol is one in which there is only one hydrocarbon group attached to the carbon atom holding the hydroxyl group.
  - The simplest alcohol, methanol, is prepared industrially by the hydrogenation of \_\_\_\_\_.
  - Ethanol is commonly prepared by the \_\_\_\_\_ of certain sugars by yeast.
  - Both aldehydes and ketones contain the \_\_\_\_\_ group, but they differ in where this group occurs along the hydrocarbon chain.
  - Aldehydes and ketones can be prepared by \_\_\_\_\_ of the corresponding alcohol.
- Organic acids, which contain the \_\_\_\_\_ group, are typically weak acids.
  - The typically sweet-smelling compounds called \_\_\_\_\_ result from the condensation reaction of an organic acid with an \_\_\_\_\_.
- 157.** Choose one of the following terms to match the description given in statements (1)–(17). All of the following pertain to proteins or carbohydrates.
- |                      |                      |                      |
|----------------------|----------------------|----------------------|
| a. aldohexose        | g. disaccharides     | m. ketohexoses       |
| b. saliva            | h. disulfide         | n. oxytocin          |
| c. cellulose         | i. globular          | o. pleated sheet     |
| d. CH <sub>2</sub> O | j. glycogen          | p. polypeptide       |
| e. cysteine          | k. glycoside linkage | q. primary structure |
| f. denaturation      | l. hydrophobic       |                      |
- polymer consisting of many amino acids
  - linkage that forms between two cysteine species
  - peptide hormone that triggers milk secretion
  - proteins with roughly spherical shape
  - sequence of amino acids in a protein
  - silk protein secondary structure
  - water-repelling amino acid side chain
  - amino acid responsible for permanent wave in hair
  - breakdown of a protein’s tertiary and/or secondary structure
  - animal polymer of glucose
  - C—O—C— bond between rings in disaccharide sugars
  - empirical formula leading to the name carbohydrate
  - where enzymes catalyzing the breakdown of glycoside linkages are found
  - six-carbon ketone sugars
  - structural component of plants, polymer of glucose
  - sugars consisting of two monomer units
  - six-carbon aldehyde sugars
- 158.** For each of the following, fill in the blank with the correct response(s). All of the following pertain to nucleic acids.
- The substance in the nucleus of the cell that stores and transmits genetic information is DNA, which stands for \_\_\_\_\_.
  - The basic repeating monomer units of DNA and RNA are called \_\_\_\_\_.
  - The pentose deoxyribose is found in DNA, whereas \_\_\_\_\_ is found in RNA.
  - The basic linkage in DNA or RNA between the sugar molecule and phosphoric acid is a phosphate \_\_\_\_\_ linkage.
  - The bases on opposite strands of DNA are said to be \_\_\_\_\_ to each other, which means the bases fit together specifically by hydrogen bonding to one another.
  - In a strand of normal DNA, the base \_\_\_\_\_ is always found paired with the base adenine, whereas \_\_\_\_\_ is always found paired with cytosine.
  - A given segment of the DNA molecule, which contains the molecular coding for a specific protein to be synthesized, is referred to as a \_\_\_\_\_.
  - During protein synthesis, \_\_\_\_\_ RNA molecules attach to and transport specific amino acids to the appropriate position on the pattern provided by \_\_\_\_\_ RNA molecules.
  - The codes specified by \_\_\_\_\_ are responsible for assembling the correct primary structure of proteins.

# Appendixes

## A1.1 ► Exponential Notation

The numbers characteristic of scientific measurements are often very large or very small; thus it is convenient to express them using powers of 10. For example, the number 1,300,000 can be expressed as  $1.3 \times 10^6$ , which means multiply 1.3 by 10 six times, or

$$1.3 \times 10^6 = 1.3 \times \underbrace{10 \times 10 \times 10 \times 10 \times 10 \times 10}_{10^6 = 1 \text{ million}}$$

Note that each multiplication by 10 moves the decimal point one place to the right:

$$\begin{aligned} 1.3 \times 10 &= 13. \\ 13 \times 10 &= 130. \\ 130 \times 10 &= 1300. \\ &\vdots \end{aligned}$$

Thus the easiest way to interpret the notation  $1.3 \times 10^6$  is that it means move the decimal point in 1.3 to the right six times:

$$1.3 \times 10^6 = \underbrace{1\ 3\ 0\ 0\ 0\ 0\ 0}_{1\ 2\ 3\ 4\ 5\ 6} = 1,300,000$$

Using this notation, the number 1985 can be expressed as  $1.985 \times 10^3$ . Note that the usual convention is to write the number that appears before the power of 10 as a number between 1 and 10. To end up with the number 1.985, which is between 1 and 10, we had to move the decimal point three places to the left. To compensate for that, we must multiply by  $10^3$ , which says that to get the intended number we start with 1.985 and move the decimal point three places to the right; that is:

$$1.985 \times 10^3 = \underbrace{1\ 9\ 8\ 5.}_{1\ 2\ 3}$$

Some other examples are given below.

Number	Exponential Notation
5.6	$5.6 \times 10^0$ or $5.6 \times 1$
39	$3.9 \times 10^1$
943	$9.43 \times 10^2$
1126	$1.126 \times 10^3$

So far we have considered numbers greater than 1. How do we represent a number such as 0.0034 in exponential notation? We start with a number between 1 and 10 and *divide* by the appropriate power of 10:

$$0.0034 = \frac{3.4}{10 \times 10 \times 10} = \frac{3.4}{10^3} = 3.4 \times 10^{-3}$$

Division by 10 moves the decimal point one place to the *left*. Thus the number

$$0. \underbrace{00000014}_{\substack{7\ 6\ 5\ 4\ 3\ 2\ 1}}$$

can be written as  $1.4 \times 10^{-7}$ .

To summarize, we can write any number in the form

$$N \times 10^{\pm n}$$

where  $N$  is between 1 and 10 and the exponent  $n$  is an integer. If the sign preceding  $n$  is positive, it means the decimal point in  $N$  should be moved  $n$  places to the right. If a negative sign precedes  $n$ , the decimal point in  $N$  should be moved  $n$  places to the left.

## Multiplication and Division

When two numbers expressed in exponential notation are multiplied, the initial numbers are multiplied and the exponents of 10 are added:

$$(M \times 10^m)(N \times 10^n) = (MN) \times 10^{m+n}$$

For example (to two significant figures, as required),

$$(3.2 \times 10^4)(2.8 \times 10^3) = 9.0 \times 10^7$$

When the numbers are multiplied, if a result greater than 10 is obtained for the initial number, the decimal point is moved one place to the left and the exponent of 10 is increased by 1:

$$\begin{aligned} (5.8 \times 10^2)(4.3 \times 10^8) &= 24.9 \times 10^{10} \\ &= 2.49 \times 10^{11} \\ &= 2.5 \times 10^{11} \quad (\text{two significant figures}) \end{aligned}$$

Division of two numbers expressed in exponential notation involves normal division of the initial numbers and *subtraction* of the exponent of the divisor from that of the dividend. For example,

$$\frac{4.8 \times 10^8}{\underbrace{2.1 \times 10^3}_{\text{Divisor}}} = \frac{4.8}{2.1} \times 10^{(8-3)} = 2.3 \times 10^5$$

If the initial number resulting from the division is less than 1, the decimal point is moved one place to the right and the exponent of 10 is decreased by 1. For example,

$$\begin{aligned} \frac{6.4 \times 10^3}{8.3 \times 10^5} &= \frac{6.4}{8.3} \times 10^{(3-5)} = 0.77 \times 10^{-2} \\ &= 7.7 \times 10^{-3} \end{aligned}$$

## Addition and Subtraction

To add or subtract numbers expressed in exponential notation, *the exponents of the numbers must be the same*. For example, to add  $1.31 \times 10^5$  and  $4.2 \times 10^4$ , we must rewrite one number so that the exponents of both are the same. The number  $1.31 \times 10^5$  can be written  $13.1 \times 10^4$ , since moving the decimal point one place to the right can be compensated for by decreasing the exponent by 1. Now we can add the numbers:

$$\begin{array}{r} 13.1 \times 10^4 \\ + 4.2 \times 10^4 \\ \hline 17.3 \times 10^4 \end{array}$$

In correct exponential notation the result is expressed as  $1.73 \times 10^5$ .

To perform addition or subtraction with numbers expressed in exponential notation, only the initial numbers are added or subtracted. The exponent of the result is the same as those of the numbers being added or subtracted. To subtract  $1.8 \times 10^2$  from  $8.99 \times 10^3$ , we write

$$\begin{array}{r} 8.99 \times 10^3 \\ -0.18 \times 10^3 \\ \hline 8.81 \times 10^3 \end{array}$$

## Powers and Roots

When a number expressed in exponential notation is taken to some power, the initial number is taken to the appropriate power and the exponent of 10 is multiplied by that power:

$$(N \times 10^n)^m = N^m \times 10^{m \cdot n}$$

For example,\*

$$\begin{aligned} (7.5 \times 10^2)^3 &= 7.5^3 \times 10^{3 \cdot 2} \\ &= 422 \times 10^6 \\ &= 4.22 \times 10^8 \\ &= 4.2 \times 10^8 \quad (\text{two significant figures}) \end{aligned}$$

When a root is taken of a number expressed in exponential notation, the root of the initial number is taken and the exponent of 10 is divided by the number representing the root:

$$\sqrt[n]{N \times 10^n} = (n \times 10^n)^{1/2} = \sqrt{N} \times 10^{n/2}$$

For example,

$$\begin{aligned} (2.9 \times 10^6)^{1/2} &= \sqrt{2.9} \times 10^{6/2} \\ &= 1.7 \times 10^3 \end{aligned}$$

Because the exponent of the result must be an integer, we may sometimes have to change the form of the number so that the power divided by the root equals an integer. For example,

$$\begin{aligned} \sqrt{1.9 \times 10^3} &= (1.9 \times 10^3)^{1/2} = (0.19 \times 10^4)^{1/2} \\ &= \sqrt{0.19} \times 10^2 \\ &= 0.44 \times 10^2 \\ &= 4.4 \times 10^1 \end{aligned}$$

In this case, we moved the decimal point one place to the left and increased the exponent from 3 to 4 to make  $n/2$  an integer.

The same procedure is followed for roots other than square roots. For example,

$$\begin{aligned} \sqrt[3]{6.9 \times 10^5} &= (6.9 \times 10^5)^{1/3} = (0.69 \times 10^6)^{1/3} \\ &= \sqrt[3]{0.69} \times 10^2 \\ &= 0.88 \times 10^2 \\ &= 8.8 \times 10^1 \end{aligned}$$

and

$$\begin{aligned} \sqrt[3]{4.6 \times 10^{10}} &= (4.6 \times 10^{10})^{1/3} = (46 \times 10^9)^{1/3} \\ &= \sqrt[3]{46} \times 10^3 \\ &= 3.6 \times 10^3 \end{aligned}$$

\*Refer to the instruction booklet for your calculator for directions concerning how to take roots and powers of numbers.



## A1.2 ► Logarithms

A logarithm is an exponent. Any number  $N$  can be expressed as follows:

$$N = 10^x$$

For example,

$$1000 = 10^3$$

$$100 = 10^2$$

$$10 = 10^1$$

$$1 = 10^0$$

The common, or base 10, logarithm of a number is the power to which 10 must be taken to yield the number. Thus, since  $1000 = 10^3$ ,

$$\log 1000 = 3$$

Similarly,

$$\log 100 = 2$$

$$\log 10 = 1$$

$$\log 1 = 0$$

For a number between 10 and 100, the required exponent of 10 will be between 1 and 2. For example,  $65 = 10^{1.8129}$ ; that is,  $\log 65 = 1.8129$ . For a number between 100 and 1000, the exponent of 10 will be between 2 and 3. For example,  $650 = 10^{2.8129}$  and  $\log 650 = 2.8129$ .

A number  $N$  greater than 0 and less than 1 can be expressed as follows:

$$N = 10^{-x} = \frac{1}{10^x}$$

For example,

$$0.001 = \frac{1}{1000} = \frac{1}{10^3} = 10^{-3}$$

$$0.01 = \frac{1}{100} = \frac{1}{10^2} = 10^{-2}$$

$$0.1 = \frac{1}{10} = \frac{1}{10^1} = 10^{-1}$$

Thus

$$\log 0.001 = -3$$

$$\log 0.01 = -2$$

$$\log 0.1 = -1$$

Although common logs are often tabulated, the most convenient method for obtaining such logs is to use an electronic calculator. On most calculators the number is first entered and then the log key is punched. The log of the number then appears in the display.\* Some examples are given below. You should reproduce these results on your calculator to be sure that you can find common logs correctly.

Number	Common Log
36	1.56
1849	3.2669
0.156	-0.807
$1.68 \times 10^{-5}$	-4.775

\*Refer to the instruction booklet for your calculator for the exact sequence to obtain logarithms.

Note that the number of digits after the decimal point in a common log is equal to the number of significant figures in the original number.

Since logs are simply exponents, they are manipulated according to the rules for exponents. For example, if  $A = 10^x$  and  $B = 10^y$ , then their product is

$$A \cdot B = 10^x \cdot 10^y = 10^{x+y}$$

and

$$\log AB = x + y = \log A + \log B$$

For division, we have

$$\frac{A}{B} = \frac{10^x}{10^y} = 10^{x-y}$$

and

$$\log \frac{A}{B} = x - y = \log A - \log B$$

For a number raised to a power, we have

$$A^n = (10^x)^n = 10^{nx}$$

and

$$\log A^n = nx = n \log A$$

It follows that

$$\log \frac{1}{A^n} = \log A^{-n} = -n \log A$$

or, for  $n = 1$ ,

$$\log \frac{1}{A} = -\log A$$

When a common log is given, to find the number it represents, we must carry out the process of exponentiation. For example, if the log is 2.673, then  $N = 10^{2.673}$ . The process of exponentiation is also called taking the antilog, or the inverse logarithm. This operation is usually carried out on calculators in one of two ways. The majority of calculators require that the log be entered first and then the keys  $\boxed{\text{INV}}$  and  $\boxed{\text{LOG}}$  pressed in succession. For example, to find  $N = 10^{2.673}$  we enter 2.673 and then press  $\boxed{\text{INV}}$  and  $\boxed{\text{LOG}}$ . The number 471 will be displayed; that is,  $N = 471$ . Some calculators have a  $\boxed{10^x}$  key. In that case, the log is entered first and then the  $\boxed{10^x}$  key is pressed. Again, the number 471 will be displayed.

Natural logarithms, another type of logarithm, are based on the number 2.7183, which is referred to as  $e$ . In this case, a number is represented as  $N = e^x = 2.7183^x$ . For example,

$$N = 7.15 = e^x$$

$$\ln 7.15 = x = 1.967$$

To find the natural log of a number using a calculator, the number is entered and then the  $\boxed{\ln}$  key is pressed. Use the following examples to check your technique for finding natural logs with your calculator:

Number ( $e^x$ )	Natural Log ( $x$ )
784	6.664
$1.61 \times 10^3$	7.384
$1.00 \times 10^{-7}$	-16.118
1.00	0

If a natural logarithm is given, to find the number it represents, exponentiation to the base  $e$  (2.7183) must be carried out. With many calculators this is done using a key marked  $(e^x)$  (the natural log is entered, with the correct sign, and then the  $(e^x)$  key is pressed). The other common method for exponentiation to base  $e$  is to enter the natural log and then press the  $(\text{INV})$  and  $(\ln)$  keys in succession. The following examples will help you check your technique:

$\ln N(x)$	$N(e^x)$
3.256	25.9
-5.169	$5.69 \times 10^{-3}$
13.112	$4.95 \times 10^5$

Since natural logarithms are simply exponents, they are also manipulated according to the mathematical rules for exponents given earlier for common logs.

### A1.3 ► Graphing Functions

In interpreting the results of a scientific experiment, it is often useful to make a graph. If possible, the function to be graphed should be in a form that gives a straight line. The equation for a straight line (a *linear equation*) can be represented by the general form

$$y = mx + b$$

where  $y$  is the *dependent variable*,  $x$  is the *independent variable*,  $m$  is the *slope*, and  $b$  is the *intercept* with the  $y$  axis.

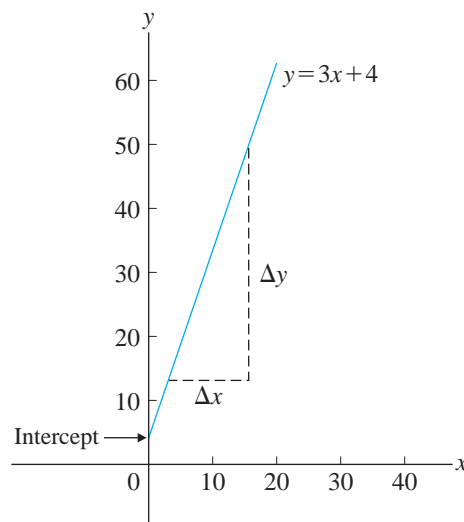
To illustrate the characteristics of a linear equation, the function  $y = 3x + 4$  is plotted in Fig. A.1. For this equation  $m = 3$  and  $b = 4$ . Note that the  $y$  intercept occurs when  $x = 0$ . In this case the intercept is 4, as can be seen from the equation ( $b = 4$ ).

The slope of a straight line is defined as the ratio of the rate of change in  $y$  to that in  $x$ :

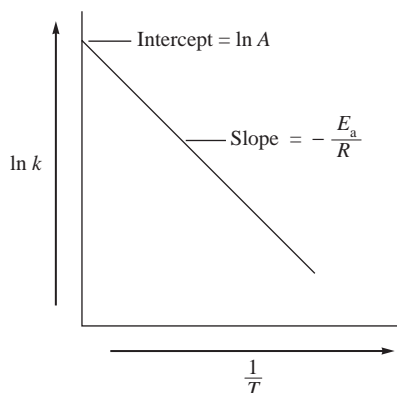
$$m = \text{slope} = \frac{\Delta y}{\Delta x}$$

For the equation  $y = 3x + 4$ ,  $y$  changes three times as fast as  $x$  (since  $x$  has a coefficient of 3). Thus the slope in this case is 3. This can be verified from the graph. For the triangle shown in Fig. A.1,

$$\Delta y = 34 - 10 = 24 \quad \text{and} \quad \Delta x = 10 - 2 = 8$$



**Figure A.1**  
Graph of the linear equation  $y = 3x + 4$ .



**Figure A.2**  
Graph of  $\ln k$  versus  $1/T$ .

**Table A.1** ▶ Some Useful Linear Equations in Standard Form

Equation ( $y = mx + b$ )	What Is Plotted ( $y$ vs. $x$ )	Slope ( $m$ )	Intercept ( $b$ )	Section in Text
$[A] = -kt + [A]_0$	$[A]$ vs. $t$	$-k$	$[A]_0$	12.4
$\ln[A] = -kt + \ln[A]_0$	$\ln[A]$ vs. $t$	$-k$	$\ln[A]_0$	12.4
$\frac{1}{[A]} = kt + \frac{1}{[A]_0}$	$\frac{1}{[A]}$ vs. $t$	$k$	$\frac{1}{[A]_0}$	12.4
$\ln P_{\text{vap}} = -\frac{\Delta H_{\text{vap}}}{R}\left(\frac{1}{T}\right) + C$	$\ln P_{\text{vap}}$ vs. $\frac{1}{T}$	$-\frac{\Delta H_{\text{vap}}}{R}$	$C$	10.8

Thus

$$\text{Slope} = \frac{\Delta y}{\Delta x} = \frac{24}{8} = 3$$

The preceding example illustrates a general method for obtaining the slope of a line from the graph of that line. Simply draw a triangle with one side parallel to the  $y$  axis and the other parallel to the  $x$  axis as shown in Fig. A.1. Then determine the lengths of the sides to give  $\Delta y$  and  $\Delta x$ , respectively, and compute the ratio  $\Delta y/\Delta x$ .

Sometimes an equation that is not in standard form can be changed to the form  $y = mx + b$  by rearrangement or mathematical manipulation. An example is the equation  $k = Ae^{-E_a/RT}$  described in Section 12.7, where  $A$ ,  $E_a$ , and  $R$  are constants;  $k$  is the dependent variable; and  $1/T$  is the independent variable. This equation can be changed to standard form by taking the natural logarithm of both sides,

$$\ln k = \ln Ae^{-E_a/RT} = \ln A + \ln e^{-E_a/RT} = \ln A - \frac{E_a}{RT}$$

noting that the log of a product is equal to the sum of the logs of the individual terms and that the natural log of  $e^{-E_a/RT}$  is simply the exponent  $-E_a/RT$ . Thus, in standard form, the equation  $k = Ae^{-E_a/RT}$  is written

$$\underbrace{\ln k}_y = \underbrace{-\frac{E_a}{R}}_m \underbrace{\left(\frac{1}{T}\right)}_x + \underbrace{\ln A}_b$$

A plot of  $\ln k$  versus  $1/T$  (see Fig. A.2) gives a straight line with slope  $-E_a/R$  and intercept  $\ln A$ .

Other linear equations that are useful in the study of chemistry are listed in standard form in Table A.1.

## A1.4 ▶ Solving Quadratic Equations

A *quadratic equation*, a polynomial in which the highest power of  $x$  is 2, can be written as

$$ax^2 + bx + c = 0$$

One method for finding the two values of  $x$  that satisfy a quadratic equation is to use the *quadratic formula*:

$$x = \frac{-b \pm \sqrt{b^2 - 4ac}}{2a}$$

where  $a$ ,  $b$ , and  $c$  are the coefficients of  $x^2$ ,  $x$ , and the constant, respectively. For example, in determining  $[\text{H}^+]$  in a solution of  $1.0 \times 10^{-4} M$  acetic acid the following expression arises:

$$1.8 \times 10^{-5} = \frac{x^2}{1.0 \times 10^{-4} - x}$$

which yields

$$x^2 + (1.8 \times 10^{-5})x - 1.8 \times 10^{-9} = 0$$

where  $a = 1$ ,  $b = 1.8 \times 10^{-5}$ , and  $c = -1.8 \times 10^{-9}$ . Using the quadratic formula, we have

$$\begin{aligned} x &= \frac{-b \pm \sqrt{b^2 - 4ac}}{2a} \\ &= \frac{-1.8 \times 10^{-5} \pm \sqrt{3.24 \times 10^{-10} - (4)(1)(-1.8 \times 10^{-9})}}{2(1)} \\ &= \frac{-1.8 \times 10^{-5} \pm \sqrt{3.24 \times 10^{-10} + 7.2 \times 10^{-9}}}{2} \\ &= \frac{-1.8 \times 10^{-5} \pm \sqrt{7.5 \times 10^{-9}}}{2} \\ &= \frac{-1.8 \times 10^{-5} \pm 8.7 \times 10^{-5}}{2} \end{aligned}$$

Thus

$$x = \frac{6.9 \times 10^{-5}}{2} = 3.5 \times 10^{-5}$$

and

$$x = \frac{-10.5 \times 10^{-5}}{2} = -5.2 \times 10^{-5}$$

Note that there are two roots, as there always will be, for a polynomial in  $x^2$ . In this case  $x$  represents a concentration of  $\text{H}^+$  (see Section 14.3). Thus the positive root is the one that solves the problem, since a concentration cannot be a negative number.

A second method for solving quadratic equations is by *successive approximations*, a systematic method of trial and error. A value of  $x$  is guessed and substituted into the equation everywhere  $x$  (or  $x^2$ ) appears, except for one place. For example, for the equation

$$x^2 + (1.8 \times 10^{-5})x - 1.8 \times 10^{-9} = 0$$

we might guess  $x = 2 \times 10^{-5}$ . Substituting that value into the equation gives

$$x^2 + (1.8 \times 10^{-5})(2 \times 10^{-5}) - 1.8 \times 10^{-9} = 0$$

or

$$x^2 = 1.8 \times 10^{-9} - 3.6 \times 10^{-10} = 1.4 \times 10^{-9}$$

Thus

$$x = 3.7 \times 10^{-5}$$

Note that the guessed value of  $x$  ( $2 \times 10^{-5}$ ) is not the same as the value of  $x$  that is calculated ( $3.7 \times 10^{-5}$ ) after inserting the estimated value. This means that  $x = 2 \times 10^{-5}$  is not the correct solution, and we must try another guess. We take the calculated value ( $3.7 \times 10^{-5}$ ) as our next guess:

$$\begin{aligned} x^2 + (1.8 \times 10^{-5})(3.7 \times 10^{-5}) - 1.8 \times 10^{-9} &= 0 \\ x^2 = 1.8 \times 10^{-9} - 6.7 \times 10^{-10} &= 1.1 \times 10^{-9} \end{aligned}$$

Thus

$$x = 3.3 \times 10^{-5}$$

Now we compare the two values of  $x$  again:

$$\text{Guessed: } x = 3.7 \times 10^{-5}$$

$$\text{Calculated: } x = 3.3 \times 10^{-5}$$

These values are closer but not close enough. Next we try  $3.3 \times 10^{-5}$  as our guess:

$$x^2 + (1.8 \times 10^{-5})(3.3 \times 10^{-5}) - 1.8 \times 10^{-9} = 0$$

$$x^2 = 1.8 \times 10^{-9} - 5.9 \times 10^{-10} = 1.2 \times 10^{-9}$$

Thus

$$x = 3.5 \times 10^{-5}$$

Again we compare:

$$\text{Guessed: } x = 3.3 \times 10^{-5}$$

$$\text{Calculated: } x = 3.5 \times 10^{-5}$$

Next we guess  $x = 3.5 \times 10^{-5}$  to give

$$x^2 + (1.8 \times 10^{-5})(3.5 \times 10^{-5}) - 1.8 \times 10^{-9} = 0$$

$$x^2 = 1.8 \times 10^{-9} - 6.3 \times 10^{-10} = 1.2 \times 10^{-9}$$

Thus

$$x = 3.5 \times 10^{-5}$$

Now the guessed value and the calculated value are the same; we have found the correct solution. Note that this agrees with one of the roots found with the quadratic formula in the first method.

To further illustrate the method of successive approximations, we will solve Example 14.17 using this procedure. In solving for  $[\text{H}^+]$  for 0.010  $M$   $\text{H}_2\text{SO}_4$ , we obtain the following expression:

$$1.2 \times 10^{-2} = \frac{x(0.010 + x)}{0.010 - x}$$

which can be rearranged to give

$$x = (1.2 \times 10^{-2}) \left( \frac{0.010 - x}{0.010 + x} \right)$$

We will guess a value for  $x$ , substitute it into the right side of the equation, and then calculate a value for  $x$ . In guessing a value for  $x$ , we know it must be less than 0.010, since a larger value will make the calculated value for  $x$  negative and the guessed and calculated values will never match. We start by guessing  $x = 0.005$ .

The results of the successive approximations are shown in the following table:

Trial	Guessed Value for $x$	Calculated Value for $x$
1	0.0050	0.0040
2	0.0040	0.0051
3	0.00450	0.00455
4	0.00452	0.00453

Note that the first guess was close to the actual value and that there was oscillation between 0.004 and 0.005 for the guessed and calculated values. For trial 3, an average of

these values was used as the guess, and this led rapidly to the correct value (0.0045 to the correct number of significant figures). Also, note that it is useful to carry extra digits until the correct value is obtained. That value can then be rounded off to the correct number of significant figures.

The method of successive approximations is especially useful for solving polynomials containing  $x$  to a power of 3 or higher. The procedure is the same as for quadratic equations: Substitute a guessed value for  $x$  into the equation for every  $x$  term but one, and then solve for  $x$ . Continue this process until the guessed and calculated values agree.

## A1.5 ► Uncertainties in Measurements

Like all the physical sciences, chemistry is based on the results of measurements. Every measurement has an inherent uncertainty, so if we are to use the results of measurements to reach conclusions, we must be able to estimate the sizes of these uncertainties.

For example, the specification for a commercial 500-mg acetaminophen (the active painkiller in Tylenol) tablet is that each batch of tablets must contain 450 to 550 mg of acetaminophen per tablet. Suppose that chemical analysis gave the following results for a batch of acetaminophen tablets: 428 mg, 479 mg, 442 mg, and 435 mg. How can we use these results to decide if the batch of tablets meets the specification? Although the details of how to draw such conclusions from measured data are beyond the scope of this text, we will consider some aspects of how this is done. We will focus here on the types of experimental uncertainty, the expression of experimental results, and a simplified method for estimating experimental uncertainty when several types of measurement contribute to the final result.

### Types of Experimental Error

There are two types of experimental uncertainty (error). A variety of names are applied to these types of errors:

$$\begin{aligned} \text{Precision} &\longleftrightarrow \text{random error} && \equiv && \text{indeterminate error} \\ \text{Accuracy} &\longleftrightarrow \text{systematic error} && \equiv && \text{determinate error} \end{aligned}$$

The difference between the two types of error is well illustrated by the attempts to hit a target shown in Fig. 1.7 in Chapter 1.

Random error is associated with every measurement. To obtain the last significant figure for any measurement, we must always make an estimate. For example, we interpolate between the marks on a meter stick, a buret, or a balance. The precision of replicate measurements (repeated measurements of the same type) reflects the size of the random errors. Precision refers to the reproducibility of replicate measurements.

The accuracy of a measurement refers to how close it is to the true value. An inaccurate result occurs as a result of some flaw (systematic error) in the measurement: the presence of an interfering substance, incorrect calibration of an instrument, operator error, and so on. The goal of chemical analysis is to eliminate systematic error, but random errors can only be minimized. In practice, an experiment is almost always done to find an unknown value (the true value is not known—someone is trying to obtain that value by doing the experiment). In this case the precision of several replicate determinations is used to assess the accuracy of the result. The results of the replicate experiments are expressed as an average (which we assume is close to the true value) with an error limit that gives some indication of how close the average value may be to the true value. The error limit represents the uncertainty of the experimental result.

### Expression of Experimental Results

If we perform several measurements, such as for the analysis for acetaminophen in painkiller tablets, the results should express two things: the average of the measurements and the size of the uncertainty.

There are two common ways of expressing an average: the mean and the median. The mean ( $\bar{x}$ ) is the arithmetic average of the results, or

$$\text{Mean} = \bar{x} = \frac{\sum_{i=1}^n x_i}{n} = \frac{x_1 + x_2 + \cdots + x_n}{n}$$

where  $\Sigma$  means take the sum of the values. The mean is equal to the sum of all the measurements divided by the number of measurements. For the acetaminophen results given previously, the mean is

$$\bar{x} = \frac{428 + 479 + 442 + 435}{4} = 446 \text{ mg}$$

The median is the value that lies in the middle among the results. Half the measurements are above the median and half are below the median. For results of 465 mg, 485 mg, and 492 mg, the median is 485 mg. When there is an even number of results, the median is the average of the two middle results. For the acetaminophen results, the median is

$$\frac{442 + 435}{2} = 438 \text{ mg}$$

There are several advantages to using the median. If a small number of measurements is made, one value can greatly affect the mean. Consider the results for the analysis of acetaminophen: 428 mg, 479 mg, 442 mg, and 435 mg. The mean is 446 mg, which is larger than three of the four weights. The median is 438 mg, which lies near the three values that are relatively close to one another.

In addition to expressing an average value for a series of results, we must express the uncertainty. This usually means expressing either the precision of the measurements or the observed range of the measurements. The range of a series of measurements is defined by the smallest value and the largest value. For the analytical results on the acetaminophen tablets, the range is from 428 mg to 479 mg. Using this range, we can express the results by saying that the true value lies between 428 mg and 479 mg. That is, we can express the amount of acetaminophen in a typical tablet as  $446 \pm 33$  mg, where the error limit is chosen to give the observed range (approximately).

The most common way to specify precision is by the standard deviation,  $s$ , which for a small number of measurements is given by the formula

$$s = \left[ \frac{\sum_{i=1}^n (x_i - \bar{x})^2}{n - 1} \right]^{1/2}$$

where  $x_i$  is an individual result,  $\bar{x}$  is the average (either mean or median), and  $n$  is the total number of measurements. For the acetaminophen example, we have

$$s = \left[ \frac{(428 - 446)^2 + (479 - 446)^2 + (442 - 446)^2 + (435 - 446)^2}{4 - 1} \right]^{1/2} = 23$$

Thus we can say the amount of acetaminophen in the typical tablet in the batch of tablets is 446 mg with a sample standard deviation of 23 mg. Statistically this means that any additional measurement has a 68% probability (68 chances out of 100) of being between 423 mg ( $446 - 23$ ) and 469 mg ( $446 + 23$ ). Thus the standard deviation is a measure of the precision of a given type of determination.

The standard deviation gives us a means of describing the precision of a given type of determination using a series of replicate results. However, it is also useful to be able to estimate the precision of a procedure that involves several measurements by combining the precisions of the individual steps. That is, we want to answer the following question: How do



the uncertainties propagate when we combine the results of several different types of measurements? There are many ways to deal with the propagation of uncertainty. We will discuss only one simple method here.

## A Simplified Method for Estimating Experimental Uncertainty

To illustrate this method, we will consider the determination of the density of an irregularly shaped solid. In this determination we make three measurements. First, we measure the mass of the object on a balance. Next, we must obtain the volume of the solid. The easiest method for doing this is to partially fill a graduated cylinder with a liquid and record the volume. Then we add the solid and record the volume again. The difference in the measured volumes is the volume of the solid. We can then calculate the density of the solid from the equation

$$D = \frac{M}{V_2 - V_1}$$

where  $M$  is the mass of the solid,  $V_1$  is the initial volume of liquid in the graduated cylinder, and  $V_2$  is the volume of liquid plus solid. Suppose we get the following results:

$$\begin{aligned} M &= 23.06 \text{ g} \\ V_1 &= 10.4 \text{ mL} \\ V_2 &= 13.5 \text{ mL} \end{aligned}$$

The calculated density is

$$\frac{23.06 \text{ g}}{13.5 \text{ mL} - 10.4 \text{ mL}} = 7.44 \text{ g/mL}$$

Now suppose that the precision of the balance used is  $\pm 0.02$  g and that the volume measurements are precise to  $\pm 0.05$  mL. How do we estimate the uncertainty of the density? We can do this by assuming a worst case. That is, we assume the largest uncertainties in all measurements, and see what combinations of measurements will give the largest and smallest possible results (the greatest range). Since the density is the mass divided by the volume, the largest value of the density will be that obtained using the largest possible mass and the smallest possible volume:

$$D_{\max} = \frac{\text{Largest possible mass} = 23.06 + .02}{\text{Smallest possible } V_2 - \text{Largest possible } V_1} = \frac{23.08}{13.45 - 10.45} = 7.69 \text{ g/mL}$$

The smallest value of the density is

$$D_{\min} = \frac{\text{Smallest possible mass}}{\text{Largest possible } V_2 - \text{Smallest possible } V_1} = \frac{23.04}{13.35 - 10.35} = 7.20 \text{ g/mL}$$

Thus the calculated range is from 7.20 to 7.69 and the average of these values is 7.44. The error limit is the number that gives the high and low range values when added and subtracted from the average. Therefore, we can express the density as  $7.44 \pm 0.25$  g/mL, which is the average value plus or minus the quantity that gives the range calculated by assuming the largest uncertainties.

Analysis of the propagation of uncertainties is useful in drawing qualitative conclusions from the analysis of measurements. For example, suppose that we obtained the preceding results for the density of an unknown alloy and we want to know if it is one of the following alloys:

$$\text{Alloy A: } D = 7.58 \text{ g/mL}$$

$$\text{Alloy B: } D = 7.42 \text{ g/mL}$$

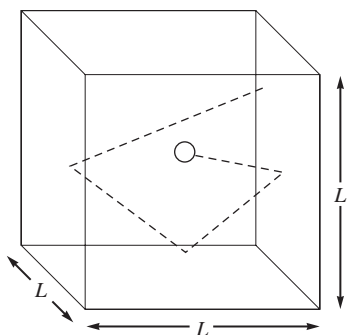
$$\text{Alloy C: } D = 8.56 \text{ g/mL}$$

We can safely conclude that the alloy is not C. But the values of the densities for alloys A and B are both within the inherent uncertainty of our method. To distinguish between A and B, we need to improve the precision of our determination: The obvious choice is to improve the precision of the volume measurement.

The worst-case method is very useful in estimating uncertainties when the results of several measurements are combined to calculate a result. We assume the maximum uncertainty in each measurement and calculate the minimum and maximum possible result. These extreme values describe the range and thus the error limit.

## APPENDIX TWO

## The Quantitative Kinetic Molecular Model



**Figure A.3**

An ideal gas particle in a cube whose sides are of length  $L$ . The particle collides elastically with the walls in a random, straight-line motion.

We have seen that the kinetic molecular model successfully accounts for the properties of an ideal gas. This appendix will show in some detail how the postulates of the kinetic molecular model lead to an equation corresponding to the experimentally obtained ideal gas equation.

Recall that the particles of an ideal gas are assumed to be volumeless, to have no attraction for each other, and to produce pressure on their container by colliding with the container walls.

Suppose there are  $n$  moles of an ideal gas in a cubical container with sides each of length  $L$ . Assume each gas particle has a mass  $m$  and that it is in rapid, random, straight-line motion colliding with the walls, as shown in Fig. A.3. The collisions will be assumed to be *elastic*—no loss of kinetic energy occurs. We want to compute the force on the walls from the colliding gas particles and then, since pressure is force per unit area, to obtain an expression for the pressure of the gas.

Before we can derive the expression for the pressure of a gas, we must first discuss some characteristics of velocity. Each particle in the gas has a particular velocity  $u$  that can be divided into components  $u_x$ ,  $u_y$ , and  $u_z$ , as shown in Fig. A.4. First, using  $u_x$  and  $u_y$  and the Pythagorean theorem, we can obtain  $u_{xy}$  as shown in Fig. A.4(c):

$$u_{xy}^2 = u_x^2 + u_y^2$$

↗ Hypotenuse of right triangle      ↖ Sides of right triangle

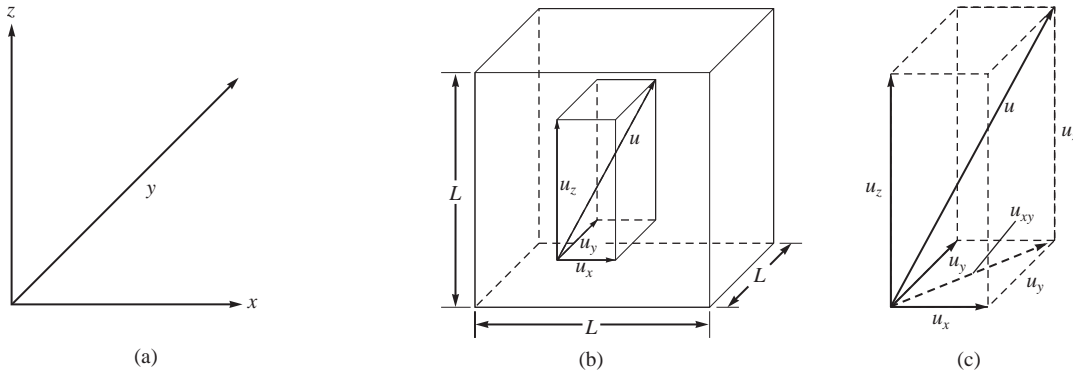
Then, constructing another triangle as shown in Fig. A.4(c), we find

$$u^2 = u_{xy}^2 + u_z^2$$

↑

$$\text{or } u^2 = u_x^2 + u_y^2 + u_z^2$$

Now let's consider how an "average" gas particle moves. For example, how often does this particle strike the two walls of the box that are perpendicular to the  $x$  axis? It is important to realize that only the  $x$  component of the velocity affects the particle's impacts on these two walls, as shown in Fig. A.5(a). The larger the  $x$  component of the velocity, the faster the particle travels between these two walls, and the more impacts per unit of time it will make on these walls. Remember, the pressure of the gas is due to these collisions with the walls.



**Figure A.4**

(a) The Cartesian coordinate axes.

(b) The velocity  $u$  of any gas particle can be broken down into three mutually perpendicular components:  $u_x$ ,  $u_y$ , and  $u_z$ . This can be represented as a rectangular solid with sides  $u_x$ ,  $u_y$ , and  $u_z$  and body diagonal  $u$ .

(c) In the  $xy$  plane,

$$u_x^2 + u_y^2 = u_{xy}^2$$

by the Pythagorean theorem. Since  $u_{xy}$  and  $u_x$  are also perpendicular,

$$u^2 = u_{xy}^2 + u_z^2 = u_x^2 + u_y^2 + u_z^2$$

The collision frequency (collisions per unit of time) with the two walls that are perpendicular to the  $x$  axis is given by

$$\begin{aligned} (\text{Collision frequency})_x &= \frac{\text{velocity in the } x \text{ direction}}{\text{distance between the walls}} \\ &= \frac{u_x}{L} \end{aligned}$$

Next, what is the force of a collision? Force is defined as mass times acceleration (change in velocity per unit of time):

$$F = ma = m \left( \frac{\Delta u}{\Delta t} \right)$$

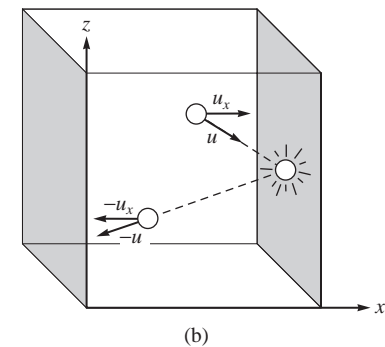
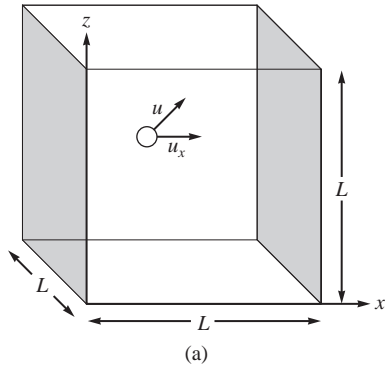
where  $F$  represents force,  $a$  represents acceleration,  $\Delta u$  represents a change in velocity, and  $\Delta t$  represents a given length of time.

Since we assume that the particle has constant mass, we can write

$$F = \frac{m\Delta u}{\Delta t} = \frac{\Delta(mu)}{\Delta t}$$

The quantity  $mu$  is the momentum of the particle (momentum is the product of mass and velocity), and the expression  $F = \Delta(mu)/\Delta t$  implies that force is the change in momentum per unit of time. When a particle hits a wall perpendicular to the  $x$  axis, as shown in Fig. A.5(b), an elastic collision results in an *exact reversal* of the  $x$  component of velocity. That is, the *sign*, or direction, of  $u_x$  reverses when the particle collides with one of the walls perpendicular to the  $x$  axis. Thus the final momentum is the *negative*, or opposite, of the initial momentum. Remember that an elastic collision means that there is no change in the *magnitude* of the velocity. The change in momentum in the  $x$  direction is then

$$\begin{aligned} \text{Change in momentum} &= \Delta(mu_x) = \text{final momentum} - \text{initial momentum} \\ &= -mu_x - mu_x \\ &\quad \begin{array}{cc} \uparrow & \downarrow \\ \text{Final} & \text{Initial} \\ \text{momentum} & \text{momentum} \\ \text{in } x \text{ direction} & \text{in } x \text{ direction} \end{array} \\ &= -2mu_x \end{aligned}$$



**Figure A.5**

(a) Only the  $x$  component of the gas particle's velocity affects the frequency of impacts on the shaded walls, the walls that are perpendicular to the  $x$  axis.

(b) For an elastic collision, there is an exact reversal of the  $x$  component of the velocity and of the total velocity. The change in momentum (final – initial) is then

$$-mu_x - mu_x = -2mu_x$$

But we are interested in the force the gas particle exerts on the walls of the box. Since we know that every action produces an equal but opposite reaction, the change in momentum with respect to the wall on impact is  $-(-2mu_x)$ , or  $2mu_x$ .

Recall that since force is the change in momentum per unit of time,

$$\text{Force}_x = \frac{\Delta(mu_x)}{\Delta t}$$

for the walls perpendicular to the  $x$  axis.

This expression can be obtained by multiplying the change in momentum per impact by the number of impacts per unit of time:

$$\text{Force}_x = (2mu_x) \left( \frac{u_x}{L} \right) = \text{change in momentum per impact} \times \text{Impacts per unit of time}$$

That is,

$$\text{Force}_x = \frac{2mu_x^2}{L}$$

So far we have considered only the two walls of the box perpendicular to the  $x$  axis. We can assume that the force on the two walls perpendicular to the  $y$  axis is given by

$$\text{Force}_y = \frac{2mu_y^2}{L}$$

and that on the two walls perpendicular to the  $z$  axis by

$$\text{Force}_z = \frac{2mu_z^2}{L}$$

Since we have shown that

$$u^2 = u_x^2 + u_y^2 + u_z^2$$

the total force on the box is

$$\begin{aligned} \text{Force}_{\text{TOTAL}} &= \text{force}_x + \text{force}_y + \text{force}_z \\ &= \frac{2mu_x^2}{L} + \frac{2mu_y^2}{L} + \frac{2mu_z^2}{L} \\ &= \frac{2m}{L} (u_x^2 + u_y^2 + u_z^2) = \frac{2m}{L} (u^2) \end{aligned}$$

Now since we want the average force, we use the average of the square of the velocity ( $\overline{u^2}$ ) to obtain

$$\overline{\text{Force}}_{\text{TOTAL}} = \frac{2m}{L} (\overline{u^2})$$

Next, we need to compute the pressure (force per unit of area)

$$\begin{aligned} \text{Pressure due to "average" particle} &= \frac{\overline{\text{force}}_{\text{TOTAL}}}{\text{area}_{\text{TOTAL}}} \\ &= \frac{\frac{2m\overline{u^2}}{L}}{6L^2} = \frac{m\overline{u^2}}{3L^3} \end{aligned}$$

↗
↖  
The 6 sides
Area of  
of the cube
each side

Since the volume  $V$  of the cube is equal to  $L^3$ , we can write

$$\text{Pressure} = P = \frac{m\overline{u^2}}{3V}$$

So far we have considered the pressure on the walls due to a single, “average” particle. Of course, we want the pressure due to the entire gas sample. The number of particles in a given gas sample can be expressed as follows:

$$\text{Number of gas particles} = nN_A$$

where  $n$  is the number of moles and  $N_A$  is Avogadro’s number.

The total pressure on the box due to  $n$  moles of a gas is therefore

$$P = nN_A \frac{m\overline{u^2}}{3V}$$

Next we want to express the pressure in terms of the kinetic energy of the gas molecules. Kinetic energy (the energy due to motion) is given by  $\frac{1}{2}mu^2$ , where  $m$  is the mass and  $u$  is the velocity. Since we are using the average of the velocity squared ( $\overline{u^2}$ ), and since  $m\overline{u^2} = 2(\frac{1}{2}m\overline{u^2})$ , we have

$$P = \left(\frac{2}{3}\right) \frac{nN_A(\frac{1}{2}m\overline{u^2})}{V}$$

or

$$\frac{PV}{n} = \left(\frac{2}{3}\right) N_A(\frac{1}{2}m\overline{u^2})$$

Thus, based on the postulates of the kinetic molecular model, we have been able to derive an equation that has the same form as the ideal gas equation,

$$\frac{PV}{n} = RT$$

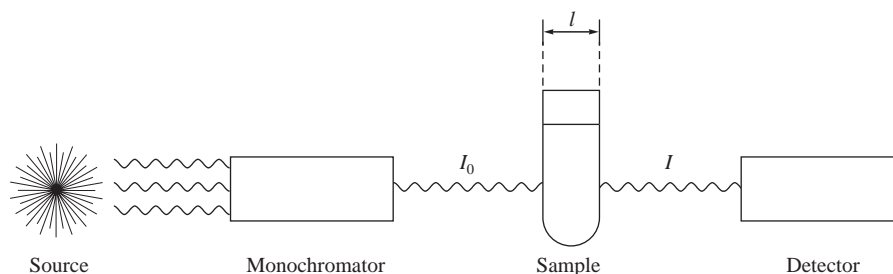
This agreement between experiment and theory supports the validity of the assumptions made in the kinetic molecular model about the behavior of gas particles, at least for the limiting case of an ideal gas.

## APPENDIX THREE — Spectral Analysis

Although volumetric and gravimetric analyses are still very commonly used, spectroscopy is the technique most often used for modern chemical analysis. *Spectroscopy* is the study of electromagnetic radiation emitted or absorbed by a given chemical species. Since the quantity of radiation absorbed or emitted can be related to the quantity of the absorbing or emitting species present, this technique can be used for quantitative analysis. There are many spectroscopic techniques, as electromagnetic radiation spans a wide range of energies to include X rays; ultraviolet, infrared, and visible light; and microwaves, to name a few of its familiar forms. We will consider here only one procedure, which is based on the absorption of visible light.

If a liquid is colored, it is because some component of the liquid absorbs visible light. In a solution the greater the concentration of the light-absorbing substance, the more light absorbed, and the more intense the color of the solution.

The quantity of light absorbed by a substance can be measured by a *spectrophotometer*; shown schematically in Fig. A.6. This instrument consists of a source that emits all wavelengths of light in the visible region (wavelengths of  $\sim 400$  to  $700$  nm); a monochromator, which selects a given wavelength of light; a sample holder for the solution being

**Figure A.6**

A schematic diagram of a simple spectrophotometer. The source emits all wavelengths of visible light, which are dispersed using a prism or grating and then focused, one wavelength at a time, onto the sample. The detector compares the intensity of the incident light ( $I_0$ ) to the intensity of the light after it has passed through the sample ( $I$ ).

measured; and a detector, which compares the intensity of incident light  $I_0$  to the intensity of light after it has passed through the sample  $I$ . The ratio  $I/I_0$ , called the *transmittance*, is a measure of the fraction of light that passes through the sample. The amount of light absorbed is given by the *absorbance*  $A$ , where

$$A = -\log \frac{I}{I_0}$$

The absorbance can be expressed by the *Beer–Lambert law*:

$$A = \epsilon lc$$

where  $\epsilon$  is the molar absorptivity or the molar extinction coefficient (in  $\text{L/mol} \cdot \text{cm}$ ),  $l$  is the distance the light travels through the solution (in  $\text{cm}$ ), and  $c$  is the concentration of the absorbing species (in  $\text{mol/L}$ ). The Beer–Lambert law is the basis for using spectroscopy in quantitative analysis. If  $\epsilon$  and  $l$  are known, measuring  $A$  for a solution allows us to calculate the concentration of the absorbing species in the solution.

Suppose we have a pink solution containing an unknown concentration of  $\text{Co}^{2+}(\text{aq})$  ions. A sample of this solution is placed in a spectrophotometer, and the absorbance is measured at a wavelength where  $\epsilon$  for  $\text{Co}^{2+}(\text{aq})$  is known to be  $12 \text{ L/mol} \cdot \text{cm}$ . The absorbance  $A$  is found to be 0.60. The width of the sample tube is 1.0 cm. We want to determine the concentration of  $\text{Co}^{2+}(\text{aq})$  in the solution. This problem can be solved by a straightforward application of the Beer–Lambert law,

$$A = \epsilon lc$$

where

$$A = 0.60$$

$$\epsilon = \frac{12 \text{ L}}{\text{mol} \cdot \text{cm}}$$

$$l = \text{light path} = 1.0 \text{ cm}$$

Solving for the concentration gives

$$c = \frac{A}{\epsilon l} = \frac{0.60}{\left(12 \frac{\text{L}}{\text{mol} \cdot \text{cm}}\right)(1.0 \text{ cm})} = 5.0 \times 10^{-2} \text{ mol/L}$$

To obtain the unknown concentration of an absorbing species from the measured absorbance, we must know the product  $\epsilon l$ , since

$$c = \frac{A}{\epsilon l}$$

We can obtain the product  $\epsilon l$  by measuring the absorbance of a solution of *known* concentration, since

$$\epsilon l = \frac{A}{c}$$

Measured using a spectrophotometer  
Known from making up the solution

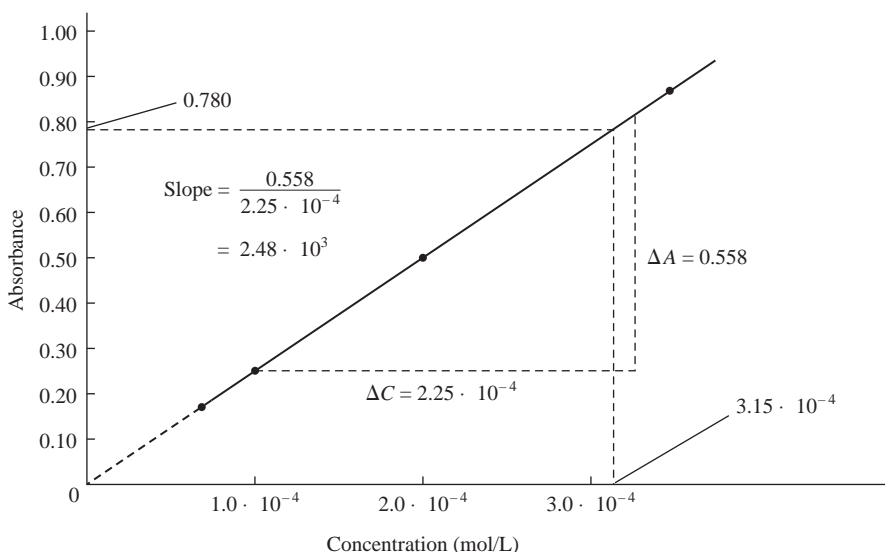
However, a more accurate value of the product  $\epsilon l$  can be obtained by plotting  $A$  versus  $c$  for a series of solutions. Note that the equation  $A = \epsilon l c$  gives a straight line with slope  $\epsilon l$  when  $A$  is plotted against  $c$ .

For example, consider the following typical spectroscopic analysis. A sample of steel from a bicycle frame is to be analyzed to determine its manganese content. The procedure involves weighing out a sample of the steel, dissolving it in strong acid, treating the resulting solution with a very strong oxidizing agent to convert all the manganese to permanganate ion ( $\text{MnO}_4^-$ ), and then using spectroscopy to determine the concentration of the intensely purple  $\text{MnO}_4^-$  ions in the solution. To do this, however, the value of  $\epsilon l$  for  $\text{MnO}_4^-$  must be determined at an appropriate wavelength. The absorbance values for four solutions with known  $\text{MnO}_4^-$  concentrations were measured to give the following data:

Solution	Concentration of $\text{MnO}_4^-$ (mol/L)	Absorbance
1	$7.00 \times 10^{-5}$	0.175
2	$1.00 \times 10^{-4}$	0.250
3	$2.00 \times 10^{-4}$	0.500
4	$3.50 \times 10^{-4}$	0.875

A plot of absorbance versus concentration for the solutions of known concentration is shown in Fig. A.7. The slope of this line (change in  $A$ /change in  $c$ ) is  $2.48 \times 10^3$  L/mol. This quantity represents the product  $\epsilon l$ .

A sample of the steel weighing 0.1523 g was dissolved and the unknown amount of manganese was converted to  $\text{MnO}_4^-$  ions. Water was then added to give a solution with a final volume of 100.0 mL. A portion of this solution was placed in a spectrophotometer,



**Figure A.7**

A plot of absorbance versus concentration of  $\text{MnO}_4^-$  in a series of solutions of known concentration.

and its absorbance was found to be 0.780. Using these data, we want to calculate the percent manganese in the steel. The  $\text{MnO}_4^-$  ions from the manganese in the dissolved steel sample show an absorbance of 0.780. Using the Beer–Lambert law, we calculate the concentration of  $\text{MnO}_4^-$  in this solution:

$$c = \frac{A}{\epsilon l} = \frac{0.780}{2.48 \times 10^3 \text{ L/mol}} \times 3.15 \times 10^{-4} \text{ mol/L}$$

There is a more direct way for finding  $c$ . Using a graph such as that in Fig. A.7 (often called a *Beer's law plot*), we can read the concentration that corresponds to  $A = 0.780$ . This interpolation is shown by dashed lines on the graph. By this method,  $c = 3.15 \times 10^{-4} \text{ mol/L}$ , which agrees with the value obtained above.

Recall that the original 0.1523-g steel sample was dissolved, the manganese was converted to permanganate, and the volume was adjusted to 100.0 mL. We now know that  $[\text{MnO}_4^-]$  in that solution is  $3.15 \times 10^{-4} \text{ M}$ . Using this concentration, we can calculate the total number of moles of  $\text{MnO}_4^-$  in that solution:

$$\begin{aligned} \text{mol of MnO}_4^- &= 100.0 \text{ mL} \times \frac{1 \text{ L}}{1000 \text{ mL}} \times 3.15 \times 10^{-4} \frac{\text{mol}}{\text{L}} \\ &= 3.15 \times 10^{-5} \text{ mol} \end{aligned}$$

Since each mole of manganese in the original steel sample yields a mole of  $\text{MnO}_4^-$ , that is,



the original steel sample must have contained  $3.15 \times 10^{-5} \text{ mol}$  of manganese. The mass of manganese present in the sample is

$$3.15 \times 10^{-5} \text{ mol of Mn} \times \frac{54.938 \text{ g of Mn}}{1 \text{ mol of Mn}} = 1.73 \times 10^{-3} \text{ g of Mn}$$

Since the steel sample weighed 0.1523 g, the present manganese in the steel is

$$\frac{1.73 \times 10^{-3} \text{ g of Mn}}{1.523 \times 10^{-1} \text{ g of sample}} \times 100 = 1.14\%$$

This example illustrates a typical use of spectroscopy in quantitative analysis. The steps commonly involved are as follows:

1. Preparation of a calibration plot (a Beer's law plot) by measuring the absorbance values of a series of solutions with known concentrations.
2. Measurement of the absorbance of the solution of unknown concentration.
3. Use of the calibration plot to determine the unknown concentration.

**APPENDIX FOUR****Selected Thermodynamic Data**

Note: All values are assumed precise to at least  $\pm 1$ .

Substance and State	$\Delta H_f^\circ$ (kJ/mol)	$\Delta G_f^\circ$ (kJ/mol)	$S^\circ$ (J/K · mol)
Aluminum			
Al(s)	0	0	28
Al <sub>2</sub> O <sub>3</sub> (s)	−1676	−1582	51
Al(OH) <sub>3</sub> (s)	−1277		
AlCl <sub>3</sub> (s)	−704	−629	111

Substance and State	$\Delta H_f^\circ$ (kJ/mol)	$\Delta G_f^\circ$ (kJ/mol)	$S^\circ$ (J/K · mol)
Barium			
Ba(s)	0	0	67
BaCO <sub>3</sub> (s)	−1219	−1139	112
BaO(s)	−582	−552	70
Ba(OH) <sub>2</sub> (s)	−946		

(continued)



## Appendix Four (continued)

Substance and State	$\Delta H_f^\circ$ (kJ/mol)	$\Delta G_f^\circ$ (kJ/mol)	$S^\circ$ (J/K · mol)
Barium, <i>continued</i>			
BaSO <sub>4</sub> (s)	-1465	-1353	132
Beryllium			
Be(s)	0	0	10
BeO(s)	-599	-569	14
Be(OH) <sub>2</sub> (s)	-904	-815	47
Bromine			
Br <sub>2</sub> (l)	0	0	152
Br <sub>2</sub> (g)	31	3	245
Br <sub>2</sub> (aq)	-3	4	130
Br <sup>-</sup> (aq)	-121	-104	82
HBr(g)	-36	-53	199
Cadmium			
Cd(s)	0	0	52
CdO(s)	-258	-228	55
Cd(OH) <sub>2</sub> (s)	-561	-474	96
CdS(s)	-162	-156	65
CdSO <sub>4</sub> (s)	-935	-823	123
Calcium			
Ca(s)	0	0	41
CaC <sub>2</sub> (s)	-63	-68	70
CaCO <sub>3</sub> (s)	-1207	-1129	93
CaO(s)	-635	-604	40
Ca(OH) <sub>2</sub> (s)	-987	-899	83
Ca <sub>3</sub> (PO <sub>4</sub> ) <sub>2</sub> (s)	-4126	-3890	241
CaSO <sub>4</sub> (s)	-1433	-1320	107
CaSiO <sub>3</sub> (s)	-1630	-1550	84
Carbon			
C(s) (graphite)	0	0	6
C(s) (diamond)	2	3	2
CO(g)	-110.5	-137	198
CO <sub>2</sub> (g)	-393.5	-394	214
CH <sub>4</sub> (g)	-75	-51	186
CH <sub>3</sub> OH(g)	-201	-163	240
CH <sub>3</sub> OH(l)	-239	-166	127
H <sub>2</sub> CO(g)	-116	-110	219
HCOOH(g)	-363	-351	249
HCN(g)	135.1	125	202
C <sub>2</sub> H <sub>2</sub> (g)	227	209	201
C <sub>2</sub> H <sub>4</sub> (g)	52	68	219
CH <sub>3</sub> CHO(g)	-166	-129	250
C <sub>2</sub> H <sub>5</sub> OH(l)	-278	-175	161
C <sub>2</sub> H <sub>6</sub> (g)	-84.7	-32.9	229.5
C <sub>3</sub> H <sub>6</sub> (g)	20.9	62.7	266.9
C <sub>3</sub> H <sub>8</sub> (g)	-104	-24	270
C <sub>2</sub> H <sub>4</sub> O(g) (ethylene oxide)	-53	-13	242
CH <sub>2</sub> =CHCN(g)	185.0	195.4	274
CH <sub>3</sub> COOH(l)	-484	-389	160
C <sub>6</sub> H <sub>12</sub> O <sub>6</sub> (s)	-1275	-911	212
CCl <sub>4</sub>	-135	-65	216
Chlorine			
Cl <sub>2</sub> (g)	0	0	223
Cl <sub>2</sub> (aq)	-23	7	121

Substance and State	$\Delta H_f^\circ$ (kJ/mol)	$\Delta G_f^\circ$ (kJ/mol)	$S^\circ$ (J/K · mol)
Chlorine, <i>continued</i>			
Cl <sup>-</sup> (aq)	-167	-131	57
HCl(g)	-92	-95	187
Chromium			
Cr(s)	0	0	24
Cr <sub>2</sub> O <sub>3</sub> (s)	-1128	-1047	81
CrO <sub>3</sub> (s)	-579	-502	72
Copper			
Cu(s)	0	0	33
CuCO <sub>3</sub> (s)	-595	-518	88
Cu <sub>2</sub> O(s)	-170	-148	93
CuO(s)	-156	-128	43
Cu(OH) <sub>2</sub> (s)	-450	-372	108
CuS(s)	-49	-49	67
Fluorine			
F <sub>2</sub> (g)	0	0	203
F <sup>-</sup> (aq)	-333	-279	-14
HF(g)	-271	-273	174
Hydrogen			
H <sub>2</sub> (g)	0	0	131
H(g)	217	203	115
H <sup>+</sup> (aq)	0	0	0
OH <sup>-</sup> (aq)	-230	-157	-11
H <sub>2</sub> O(l)	-286	-237	70
H <sub>2</sub> O(g)	-242	-229	189
Iodine			
I <sub>2</sub> (s)	0	0	116
I <sub>2</sub> (g)	62	19	261
I <sub>2</sub> (aq)	23	16	137
I <sup>-</sup> (aq)	-55	-52	106
Iron			
Fe(s)	0	0	27
Fe <sub>3</sub> C(s)	21	15	108
Fe <sub>0.95</sub> O(s) (wustite)	-264	-240	59
FeO	-272	-255	61
Fe <sub>3</sub> O <sub>4</sub> (s) (magnetite)	-1117	-1013	146
Fe <sub>2</sub> O <sub>3</sub> (s) (hematite)	-826	-740	90
FeS(s)	-95	-97	67
FeS <sub>2</sub> (s)	-178	-166	53
FeSO <sub>4</sub> (s)	-929	-825	121
Lead			
Pb(s)	0	0	65
PbO <sub>2</sub> (s)	-277	-217	69
PbS(s)	-100	-99	91
PbSO <sub>4</sub> (s)	-920	-813	149
Magnesium			
Mg(s)	0	0	33
MgCO <sub>3</sub> (s)	-1113	-1029	66
MgO(s)	-602	-569	27
Mg(OH) <sub>2</sub> (s)	-925	-834	64
Manganese			
Mn(s)	0	0	32

Substance and State	$\Delta H_f^\circ$ (kJ/mol)	$\Delta G_f^\circ$ (kJ/mol)	$S^\circ$ (J/K · mol)
Manganese, <i>continued</i>			
MnO(s)	-385	-363	60
Mn <sub>3</sub> O <sub>4</sub> (s)	-1387	-1280	149
Mn <sub>2</sub> O <sub>3</sub> (s)	-971	-893	110
MnO <sub>2</sub> (s)	-521	-466	53
MnO <sub>4</sub> <sup>-</sup> (aq)	-543	-449	190
Mercury			
Hg(l)	0	0	76
Hg <sub>2</sub> Cl <sub>2</sub> (s)	-265	-211	196
HgCl <sub>2</sub> (s)	-230	-184	144
HgO(s)	-90	-59	70
HgS(s)	-58	-49	78
Nickel			
Ni(s)	0	0	30
NiCl <sub>2</sub> (s)	-316	-272	107
NiO(s)	-241	-213	38
Ni(OH) <sub>2</sub> (s)	-538	-453	79
NiS(s)	-93	-90	53
Nitrogen			
N <sub>2</sub> (g)	0	0	192
NH <sub>3</sub> (g)	-46	-17	193
NH <sub>3</sub> (aq)	-80	-27	111
NH <sub>4</sub> <sup>+</sup> (aq)	-132	-79	113
NO(g)	90	87	211
NO <sub>2</sub> (g)	34	52	240
N <sub>2</sub> O(g)	82	104	220
N <sub>2</sub> O <sub>4</sub> (g)	10	98	304
N <sub>2</sub> O <sub>4</sub> (l)	-20	97	209
N <sub>2</sub> O <sub>5</sub> (s)	-42	134	178
N <sub>2</sub> H <sub>4</sub> (l)	51	149	121
N <sub>2</sub> H <sub>3</sub> CH <sub>3</sub> (l)	54	180	166
HNO <sub>3</sub> (aq)	-207	-111	146
HNO <sub>3</sub> (l)	-174	-81	156
NH <sub>4</sub> ClO <sub>4</sub> (s)	-295	-89	186
NH <sub>4</sub> Cl(s)	-314	-203	96
Oxygen			
O <sub>2</sub> (g)	0	0	205
O(g)	249	232	161
O <sub>3</sub> (g)	143	163	239
Phosphorus			
P(s) (white)	0	0	41
P(s) (red)	-18	-12	23
P(s) (black)	-39	-33	23
P <sub>4</sub> (g)	59	24	280
PF <sub>5</sub> (g)	-1578	-1509	296
PH <sub>3</sub> (g)	5	13	210
H <sub>3</sub> PO <sub>4</sub> (s)	-1279	-1119	110
H <sub>3</sub> PO <sub>4</sub> (l)	-1267	—	—
H <sub>3</sub> PO <sub>4</sub> (aq)	-1288	-1143	158
P <sub>4</sub> O <sub>10</sub> (s)	-2984	-2698	229
Potassium			
K(s)	0	0	64
KCl(s)	-436	-408	83

Substance and State	$\Delta H_f^\circ$ (kJ/mol)	$\Delta G_f^\circ$ (kJ/mol)	$S^\circ$ (J/K · mol)
Potassium, <i>continued</i>			
KClO <sub>3</sub> (s)	-391	-290	143
KClO <sub>4</sub> (s)	-433	-304	151
K <sub>2</sub> O(s)	-361	-322	98
K <sub>2</sub> O <sub>2</sub> (s)	-496	-430	113
KO <sub>2</sub> (s)	-283	-238	117
KOH(s)	-425	-379	79
KOH(aq)	-481	-440	9.20
Silicon			
SiO <sub>2</sub> (s) (quartz)	-911	-856	42
SiCl <sub>4</sub> (l)	-687	-620	240
Silver			
Ag(s)	0	0	43
Ag <sup>+</sup> (aq)	105	77	73
AgBr(s)	-100	-97	107
AgCN(s)	146	164	84
AgCl(s)	-127	-110	96
Ag <sub>2</sub> CrO <sub>4</sub> (s)	-712	-622	217
AgI(s)	-62	-66	115
Ag <sub>2</sub> O(s)	-31	-11	122
Ag <sub>2</sub> S(s)	-32	-40	146
Sodium			
Na(s)	0	0	51
Na <sup>+</sup> (aq)	-240	-262	59
NaBr(s)	-360	-347	84
Na <sub>2</sub> CO <sub>3</sub> (s)	-1131	-1048	136
NaHCO <sub>3</sub> (s)	-948	-852	102
NaCl(s)	-411	-384	72
NaH(s)	-56	-33	40
NaI(s)	-288	-282	91
NaNO <sub>2</sub> (s)	-359	—	—
NaNO <sub>3</sub> (s)	-467	-366	116
Na <sub>2</sub> O(s)	-416	-377	73
Na <sub>2</sub> O <sub>2</sub> (s)	-515	-451	95
NaOH(s)	-427	-381	64
NaOH(aq)	-470	-419	50
Sulfur			
S(s) (rhombic)	0	0	32
S(s) (monoclinic)	0.3	0.1	33
S <sup>2-</sup> (aq)	33	86	-15
S <sub>8</sub> (g)	102	50	431
SF <sub>6</sub> (g)	-1209	-1105	292
H <sub>2</sub> S(g)	-21	-34	206
SO <sub>2</sub> (g)	-297	-300	248
SO <sub>3</sub> (g)	-396	-371	257
SO <sub>4</sub> <sup>2-</sup> (aq)	-909	-745	20
H <sub>2</sub> SO <sub>4</sub> (l)	-814	-690	157
H <sub>2</sub> SO <sub>4</sub> (aq)	-909	-745	20
Tin			
Sn(s) (white)	0	0	52
Sn(s) (gray)	-2	0.1	44
SnO(s)	-285	-257	56
SnO <sub>2</sub> (s)	-581	-520	52

(continued)

## Appendix Four (continued)

Substance and State	$\Delta H_f^\circ$ (kJ/mol)	$\Delta G_f^\circ$ (kJ/mol)	$S^\circ$ (J/K · mol)
Tin, <i>continued</i>			
Sn(OH) <sub>2</sub> (s)	-561	-492	155
Titanium			
TiCl <sub>4</sub> (g)	-763	-727	355
TiO <sub>2</sub> (s)	-945	-890	50
Uranium			
U(s)	0	0	50
UF <sub>6</sub> (s)	-2137	-2008	228
UF <sub>6</sub> (g)	-2113	-2029	380
UO <sub>2</sub> (s)	-1084	-1029	78
U <sub>3</sub> O <sub>8</sub> (s)	-3575	-3393	282
UO <sub>3</sub> (s)	-1230	-1150	99

Substance and State	$\Delta H_f^\circ$ (kJ/mol)	$\Delta G_f^\circ$ (kJ/mol)	$S^\circ$ (J/K · mol)
Xenon			
Xe(g)	0	0	170
XeF <sub>2</sub> (g)	-108	-48	254
XeF <sub>4</sub> (s)	-251	-121	146
XeF <sub>6</sub> (g)	-294		
XeO <sub>3</sub> (s)	402		
Zinc			
Zn(s)	0	0	42
ZnO(s)	-348	-318	44
Zn(OH) <sub>2</sub> (s)	-642		
ZnS(s) (wurtzite)	-193		
ZnS(s) (zinc blende)	-206	-201	58
ZnSO <sub>4</sub> (s)	-983	-874	120

## APPENDIX FIVE

## Equilibrium Constants and Reduction Potentials

A5.1 ► Values of  $K_a$  for Some Common Monoprotic Acids

Name	Formula	Value of $K_a$
Hydrogen sulfate ion	HSO <sub>4</sub> <sup>-</sup>	$1.2 \times 10^{-2}$
Chlorous acid	HClO <sub>2</sub>	$1.2 \times 10^{-2}$
Monochloroacetic acid	HC <sub>2</sub> H <sub>2</sub> ClO <sub>2</sub>	$1.35 \times 10^{-3}$
Hydrofluoric acid	HF	$7.2 \times 10^{-4}$
Nitrous acid	HNO <sub>2</sub>	$4.0 \times 10^{-4}$
Formic acid	HCO <sub>2</sub> H	$1.8 \times 10^{-4}$
Lactic acid	HC <sub>3</sub> H <sub>5</sub> O <sub>3</sub>	$1.38 \times 10^{-4}$
Benzoic acid	HC <sub>7</sub> H <sub>5</sub> O <sub>2</sub>	$6.4 \times 10^{-5}$
Acetic acid	HC <sub>2</sub> H <sub>3</sub> O <sub>2</sub>	$1.8 \times 10^{-5}$
Hydrated aluminum(III) ion	[Al(H <sub>2</sub> O) <sub>6</sub> ] <sup>3+</sup>	$1.4 \times 10^{-5}$
Propanoic acid	HC <sub>3</sub> H <sub>5</sub> O <sub>2</sub>	$1.3 \times 10^{-5}$
Hypochlorous acid	HOCl	$3.5 \times 10^{-8}$
Hypobromous acid	HOBr	$2 \times 10^{-9}$
Hydrocyanic acid	HCN	$6.2 \times 10^{-10}$
Boric acid	H <sub>3</sub> BO <sub>3</sub>	$5.8 \times 10^{-10}$
Ammonium ion	NH <sub>4</sub> <sup>+</sup>	$5.6 \times 10^{-10}$
Phenol	HOC <sub>6</sub> H <sub>5</sub>	$1.6 \times 10^{-10}$
Hypoiodous acid	HOI	$2 \times 10^{-11}$

## A5.2 ► Stepwise Dissociation Constants for Several Common Polyprotic Acids

Name	Formula	$K_{a_1}$	$K_{a_2}$	$K_{a_3}$
Phosphoric acid	$\text{H}_3\text{PO}_4$	$7.5 \times 10^{-3}$	$6.2 \times 10^{-8}$	$4.8 \times 10^{-13}$
Arsenic acid	$\text{H}_3\text{AsO}_4$	$5 \times 10^{-3}$	$8 \times 10^{-8}$	$6 \times 10^{-10}$
Carbonic acid	$\text{H}_2\text{CO}_3$	$4.3 \times 10^{-7}$	$5.6 \times 10^{-11}$	
Sulfuric acid	$\text{H}_2\text{SO}_4$	Large	$1.2 \times 10^{-2}$	
Sulfurous acid	$\text{H}_2\text{SO}_3$	$1.5 \times 10^{-2}$	$1.0 \times 10^{-7}$	
Hydrosulfuric acid	$\text{H}_2\text{S}$	$1.0 \times 10^{-7}$	$\sim 10^{-19}$	
Oxalic acid	$\text{H}_2\text{C}_2\text{O}_4$	$6.5 \times 10^{-2}$	$6.1 \times 10^{-5}$	
Ascorbic acid (vitamin C)	$\text{H}_2\text{C}_6\text{H}_6\text{O}_6$	$7.9 \times 10^{-5}$	$1.6 \times 10^{-12}$	
Citric acid	$\text{H}_3\text{C}_6\text{H}_5\text{O}_7$	$8.4 \times 10^{-4}$	$1.8 \times 10^{-5}$	$4.0 \times 10^{-6}$

## A5.3 ► Values of $K_b$ for Some Common Weak Bases

Name	Conjugate Formula	Acid	$K_b$
Ammonia	$\text{NH}_3$	$\text{NH}_4^+$	$1.8 \times 10^{-5}$
Methylamine	$\text{CH}_3\text{NH}_2$	$\text{CH}_3\text{NH}_3^+$	$4.38 \times 10^{-4}$
Ethylamine	$\text{C}_2\text{H}_5\text{NH}_2$	$\text{C}_2\text{H}_5\text{NH}_3^+$	$5.6 \times 10^{-4}$
Diethylamine	$(\text{C}_2\text{H}_5)_2\text{NH}$	$(\text{C}_2\text{H}_5)_2\text{NH}_2^+$	$1.3 \times 10^{-3}$
Triethylamine	$(\text{C}_2\text{H}_5)_3\text{N}$	$(\text{C}_2\text{H}_5)_3\text{NH}^+$	$4.0 \times 10^{-4}$
Hydroxylamine	$\text{HONH}_2$	$\text{HONH}_3^+$	$1.1 \times 10^{-8}$
Hydrazine	$\text{H}_2\text{NNH}_2$	$\text{H}_2\text{NNH}_3^+$	$3.0 \times 10^{-6}$
Aniline	$\text{C}_6\text{H}_5\text{NH}_2$	$\text{C}_6\text{H}_5\text{NH}_3^+$	$3.8 \times 10^{-10}$
Pyridine	$\text{C}_5\text{H}_5\text{N}$	$\text{C}_5\text{H}_5\text{NH}^+$	$1.7 \times 10^{-9}$

A5.4 ►  $K_{sp}$  Values at 25°C for Common Ionic Solids

Ionic Solid	$K_{sp}$ (at 25°C)	Ionic Solid	$K_{sp}$ (at 25°C)	Ionic Solid	$K_{sp}$ (at 25°C)
Fluorides		Hg <sub>2</sub> CrO <sub>4</sub> *	$2 \times 10^{-9}$	Ni(OH) <sub>2</sub>	$1.6 \times 10^{-16}$
BaF <sub>2</sub>	$2.4 \times 10^{-5}$	BaCrO <sub>4</sub>	$8.5 \times 10^{-11}$	Zn(OH) <sub>2</sub>	$4.5 \times 10^{-17}$
MgF <sub>2</sub>	$6.4 \times 10^{-9}$	Ag <sub>2</sub> CrO <sub>4</sub>	$9.0 \times 10^{-12}$	Cu(OH) <sub>2</sub>	$1.6 \times 10^{-19}$
PbF <sub>2</sub>	$4 \times 10^{-8}$	PbCrO <sub>4</sub>	$2 \times 10^{-16}$	Hg(OH) <sub>2</sub>	$3 \times 10^{-26}$
SrF <sub>2</sub>	$7.9 \times 10^{-10}$			Sn(OH) <sub>2</sub>	$3 \times 10^{-27}$
CaF <sub>2</sub>	$4.0 \times 10^{-11}$	Carbonates		Cr(OH) <sub>3</sub>	$6.7 \times 10^{-31}$
Chlorides		NiCO <sub>3</sub>	$1.4 \times 10^{-7}$	Al(OH) <sub>3</sub>	$2 \times 10^{-32}$
PbCl <sub>2</sub>	$1.6 \times 10^{-5}$	CaCO <sub>3</sub>	$8.7 \times 10^{-9}$	Fe(OH) <sub>3</sub>	$4 \times 10^{-38}$
AgCl	$1.6 \times 10^{-10}$	BaCO <sub>3</sub>	$1.6 \times 10^{-9}$	Co(OH) <sub>3</sub>	$2.5 \times 10^{-43}$
Hg <sub>2</sub> Cl <sub>2</sub> *	$1.1 \times 10^{-18}$	SrCO <sub>3</sub>	$7 \times 10^{-10}$	Sulfides	
Bromides		CuCO <sub>3</sub>	$2.5 \times 10^{-10}$	MnS	$2.3 \times 10^{-13}$
PbBr <sub>2</sub>	$4.6 \times 10^{-6}$	ZnCO <sub>3</sub>	$2 \times 10^{-10}$	FeS	$3.7 \times 10^{-19}$
AgBr	$5.0 \times 10^{-13}$	MnCO <sub>3</sub>	$8.8 \times 10^{-11}$	NiS	$3 \times 10^{-21}$
Hg <sub>2</sub> Br <sub>2</sub> *	$1.3 \times 10^{-22}$	FeCO <sub>3</sub>	$2.1 \times 10^{-11}$	CoS	$5 \times 10^{-22}$
Iodides		Ag <sub>2</sub> CO <sub>3</sub>	$8.1 \times 10^{-12}$	ZnS	$2.5 \times 10^{-22}$
PbI <sub>2</sub>	$1.4 \times 10^{-8}$	CdCO <sub>3</sub>	$5.2 \times 10^{-12}$	SnS	$1 \times 10^{-26}$
AgI	$1.5 \times 10^{-16}$	PbCO <sub>3</sub>	$1.5 \times 10^{-15}$	CdS	$1.0 \times 10^{-28}$
Hg <sub>2</sub> I <sub>2</sub> *	$4.5 \times 10^{-29}$	MgCO <sub>3</sub>	$1 \times 10^{-5}$	PbS	$7 \times 10^{-29}$
Sulfates		Hg <sub>2</sub> CO <sub>3</sub> *	$9.0 \times 10^{-15}$	CuS	$8.5 \times 10^{-45}$
CaSO <sub>4</sub>	$6.1 \times 10^{-5}$	Hydroxides		Ag <sub>2</sub> S	$1.6 \times 10^{-49}$
Ag <sub>2</sub> SO <sub>4</sub>	$1.2 \times 10^{-5}$	Ba(OH) <sub>2</sub>	$5.0 \times 10^{-3}$	HgS	$1.6 \times 10^{-54}$
SrSO <sub>4</sub>	$3.2 \times 10^{-7}$	Sr(OH) <sub>2</sub>	$3.2 \times 10^{-4}$	Phosphates	
PbSO <sub>4</sub>	$1.3 \times 10^{-8}$	Ca(OH) <sub>2</sub>	$1.3 \times 10^{-6}$	Ag <sub>3</sub> PO <sub>4</sub>	$1.8 \times 10^{-18}$
BaSO <sub>4</sub>	$1.5 \times 10^{-9}$	AgOH	$2.0 \times 10^{-8}$	Sr <sub>3</sub> (PO <sub>4</sub> ) <sub>2</sub>	$1 \times 10^{-31}$
Chromates		Mg(OH) <sub>2</sub>	$8.9 \times 10^{-12}$	Ca <sub>3</sub> (PO <sub>4</sub> ) <sub>2</sub>	$1.3 \times 10^{-32}$
SrCrO <sub>4</sub>	$3.6 \times 10^{-5}$	Mn(OH) <sub>2</sub>	$2 \times 10^{-13}$	Ba <sub>3</sub> (PO <sub>4</sub> ) <sub>2</sub>	$6 \times 10^{-39}$
		Cd(OH) <sub>2</sub>	$5.9 \times 10^{-15}$	Pb <sub>3</sub> (PO <sub>4</sub> ) <sub>2</sub>	$1 \times 10^{-54}$
		Pb(OH) <sub>2</sub>	$1.2 \times 10^{-15}$		
		Fe(OH) <sub>2</sub>	$1.8 \times 10^{-15}$		
		Co(OH) <sub>2</sub>	$2.5 \times 10^{-16}$		

\*Contains Hg<sub>2</sub><sup>2+</sup> ions.  $K_{sp} = [\text{Hg}_2^{2+}][\text{X}^-]^2$  for Hg<sub>2</sub>X<sub>2</sub> salts.

## A5.5 ► Standard Reduction Potentials at 25°C (298 K) for Many Common Half-Reactions

Half-Reaction	$E^\circ$ (V)	Half-Reaction	$E^\circ$ (V)
$F_2 + 2e^- \rightarrow 2F^-$	2.87	$O_2 + 2H_2O + 4e^- \rightarrow 4OH^-$	0.40
$Ag^{2+} + e^- \rightarrow Ag^+$	1.99	$Cu^{2+} + 2e^- \rightarrow Cu$	0.34
$Co^{3+} + e^- \rightarrow Co^{2+}$	1.82	$Hg_2Cl_2 + 2e^- \rightarrow 2Hg + 2Cl^-$	0.34
$H_2O_2 + 2H^+ + 2e^- \rightarrow 2H_2O$	1.78	$AgCl + e^- \rightarrow Ag + Cl^-$	0.22
$Ce^{4+} + e^- \rightarrow Ce^{3+}$	1.70	$SO_4^{2-} + 4H^+ + 2e^- \rightarrow H_2SO_3 + H_2O$	0.20
$PbO_2 + 4H^+ + SO_4^{2-} + 2e^- \rightarrow PbSO_4 + 2H_2O$	1.69	$Cu^{2+} + e^- \rightarrow Cu^+$	0.16
$MnO_4^- + 4H^+ + 3e^- \rightarrow MnO_2 + 2H_2O$	1.68	$2H^+ + 2e^- \rightarrow H_2$	0.00
$2e^- + 2H^+ + IO_4^- \rightarrow IO_3^- + H_2O$	1.60	$Fe^{3+} + 3e^- \rightarrow Fe$	-0.036
$MnO_4^- + 8H^+ + 5e^- \rightarrow Mn^{2+} + 4H_2O$	1.51	$Pb^{2+} + 2e^- \rightarrow Pb$	-0.13
$Au^{3+} + 3e^- \rightarrow Au$	1.50	$Sn^{2+} + 2e^- \rightarrow Sn$	-0.14
$PbO_2 + 4H^+ + 2e^- \rightarrow Pb^{2+} + 2H_2O$	1.46	$Ni^{2+} + 2e^- \rightarrow Ni$	-0.23
$Cl_2 + 2e^- \rightarrow 2Cl^-$	1.36	$PbSO_4 + 2e^- \rightarrow Pb + SO_4^{2-}$	-0.35
$Cr_2O_7^{2-} + 14H^+ + 6e^- \rightarrow 2Cr^{3+} + 7H_2O$	1.33	$Cd^{2+} + 2e^- \rightarrow Cd$	-0.40
$O_2 + 4H^+ + 4e^- \rightarrow 2H_2O$	1.23	$Fe^{2+} + 2e^- \rightarrow Fe$	-0.44
$MnO_2 + 4H^+ + 2e^- \rightarrow Mn^{2+} + 2H_2O$	1.21	$Cr^{3+} + e^- \rightarrow Cr^{2+}$	-0.50
$IO_3^- + 6H^+ + 5e^- \rightarrow \frac{1}{2}I_2 + 3H_2O$	1.20	$Cr^{3+} + 3e^- \rightarrow Cr$	-0.73
$Br_2 + 2e^- \rightarrow 2Br^-$	1.09	$Zn^{2+} + 2e^- \rightarrow Zn$	-0.76
$VO_2^+ + 2H^+ + e^- \rightarrow VO^{2+} + H_2O$	1.00	$2H_2O + 2e^- \rightarrow H_2 + 2OH^-$	-0.83
$AuCl_4^- + 3e^- \rightarrow Au + 4Cl^-$	0.99	$Mn^{2+} + 2e^- \rightarrow Mn$	-1.18
$NO_3^- + 4H^+ + 3e^- \rightarrow NO + 2H_2O$	0.96	$Al^{3+} + 3e^- \rightarrow Al$	-1.66
$ClO_2 + e^- \rightarrow ClO_2^-$	0.954	$H_2 + 2e^- \rightarrow 2H^-$	-2.23
$2Hg^{2+} + 2e^- \rightarrow Hg_2^{2+}$	0.91	$Mg^{2+} + 2e^- \rightarrow Mg$	-2.37
$Ag^+ + e^- \rightarrow Ag$	0.80	$La^{3+} + 3e^- \rightarrow La$	-2.37
$Hg_2^{2+} + 2e^- \rightarrow 2Hg$	0.80	$Na^+ + e^- \rightarrow Na$	-2.71
$Fe^{3+} + e^- \rightarrow Fe^{2+}$	0.77	$Ca^{2+} + 2e^- \rightarrow Ca$	-2.76
$O_2 + 2H^+ + 2e^- \rightarrow H_2O_2$	0.68	$Ba^{2+} + 2e^- \rightarrow Ba$	-2.90
$MnO_4^- + e^- \rightarrow MnO_4^{2-}$	0.56	$K^+ + e^- \rightarrow K$	-2.92
$I_2 + 2e^- \rightarrow 2I^-$	0.54	$Li^+ + e^- \rightarrow Li$	-3.05
$Cu^+ + e^- \rightarrow Cu$	0.52		

## APPENDIX SIX — SI Units and Conversion Factors

**Length***SI unit: meter (m)*

- 1 meter = 1.0936 yards  
 1 centimeter = 0.39370 inch  
 1 inch = 2.54 centimeters (exactly)  
 1 kilometer = 0.62137 mile  
 1 mile = 5280 feet  
           = 1.6093 kilometers  
 1 angstrom =  $10^{-10}$  meter  
               = 100 picometers

**Mass***SI unit: kilogram (kg)*

- 1 kilogram = 1000 grams  
               = 2.2046 pounds  
 1 pound = 453.59 grams  
               = 0.45359 kilogram  
               = 16 ounces  
 1 ton = 2000 pounds  
           = 907.185 kilograms  
 1 metric ton = 1000 kilograms  
                   = 2204.6 pounds  
 1 atomic mass unit =  $1.66056 \times 10^{-27}$  kilograms

**Volume***SI unit: cubic meter (m<sup>3</sup>)*

- 1 liter =  $10^{-3}$  m<sup>3</sup>  
           = 1 dm<sup>3</sup>  
           = 1.0567 quarts  
 1 gallon = 4 quarts  
               = 8 pints  
               = 3.7854 liters  
 1 quart = 32 fluid ounces  
               = 0.94633 liter

**Temperature***SI unit: kelvin (K)*

- 0 K =  $-273.15^{\circ}\text{C}$   
           =  $-459.67^{\circ}\text{F}$   
 K =  $^{\circ}\text{C} + 273.15$   
 $^{\circ}\text{C} = \frac{5}{9} (^{\circ}\text{F} - 32)$   
 $^{\circ}\text{F} = \frac{9}{5} (^{\circ}\text{C}) + 32$

**Energy***SI unit: joule (J)*

- 1 joule =  $1 \text{ kg} \cdot \text{m}^2/\text{s}^2$   
           = 0.23901 calorie  
           =  $9.4781 \times 10^{-4}$  btu  
               (British thermal unit)  
 1 calorie = 4.184 joules  
               =  $3.965 \times 10^{-3}$  btu  
 1 btu = 1055.06 joules  
           = 252.2 calories

**Pressure***SI unit: pascal (Pa)*

- 1 pascal =  $1 \text{ N}/\text{m}^2$   
               =  $1 \text{ kg}/\text{m} \cdot \text{s}^2$   
 1 atmosphere = 101.325 kilopascals  
                   = 760 torr (mmHg)  
                   = 14.70 pounds per  
                       square inch  
 1 bar =  $10^5$  pascals

# Glossary

- Accuracy** the agreement of a particular value with the true value. (1.4)
- Acid** a substance that produces hydrogen ions in solution; a proton donor. (2.8; 4.2; 4.8)
- Acid–base indicator** a substance that marks the end point of an acid–base titration by changing color. (15.5)
- Acid dissociation constant ( $K_a$ )** the equilibrium constant for a reaction in which a proton is removed from an acid by  $H_2O$  to form the conjugate base and  $H_3O^+$ . (14.1)
- Acid rain** a result of air pollution by sulfur dioxide. (5.10)
- Acidic oxide** a covalent oxide that dissolves in water to give an acidic solution. (14.10)
- Actinide series** a group of 14 elements following actinium in the periodic table, in which the  $5f$  orbitals are being filled. (7.11; 20.1)
- Activated complex (transition state)** the arrangement of atoms found at the top of the potential energy barrier as a reaction proceeds from reactants to products. (12.6)
- Activation energy** the threshold energy that must be overcome to produce a chemical reaction. (12.6)
- Addition polymerization** a type of polymerization in which the monomers simply add together to form the polymer, with no other products. (22.5)
- Addition reaction** a reaction in which atoms add to a carbon–carbon multiple bond. (22.2)
- Adsorption** the collection of one substance on the surface of another. (12.7)
- Air pollution** contamination of the atmosphere, mainly by the gaseous products of transportation and production of electricity. (5.10)
- Alcohol** an organic compound in which the hydroxyl group is a substituent on a hydrocarbon. (22.4)
- Aldehyde** an organic compound containing the carbonyl group bonded to at least one hydrogen atom. (22.4)
- Alkali metal** a Group 1A metal. (2.7; 20.2)
- Alkaline earth metal** a Group 2A metal. (2.7; 20.4)
- Alkane** a saturated hydrocarbon with the general formula  $C_nH_{2n+2}$ . (22.1)
- Alkene** an unsaturated hydrocarbon containing a carbon–carbon double bond. The general formula is  $C_nH_{2n}$ . (22.2)
- Alkyne** an unsaturated hydrocarbon containing a triple carbon–carbon bond. The general formula is  $C_nH_{2n-2}$ . (22.2)
- Alloy** a substance that contains a mixture of elements and has metallic properties. (10.4)
- Alloy steel** a form of steel containing carbon plus other metals such as chromium, cobalt, manganese, and molybdenum. (21.8)
- Alpha ( $\alpha$ ) particle** a helium nucleus. (19.1)
- Alpha-particle production** a common mode of decay for radioactive nuclides in which the mass number changes. (19.1)
- Amine** an organic base derived from ammonia in which one or more of the hydrogen atoms are replaced by organic groups. (14.6; 22.4)
- $\alpha$ -Amino acid** an organic acid in which an amino group and an R group are attached to the carbon atom next to the carboxyl group. (22.6)
- Amorphous solid** a solid with considerable disorder in its structure. (10.3)
- Ampere** the unit of electric current equal to one coulomb of charge per second. (18.8)
- Amphoteric substance** a substance that can behave either as an acid or as a base. (14.2)
- Angular momentum quantum number ( $\ell$ )** the quantum number relating to the shape of an atomic orbital, which can assume any integral value from 0 to  $n - 1$  for each value of  $n$ . (7.6)
- Anion** a negative ion. (2.6)
- Anode** the electrode in a galvanic cell at which oxidation occurs. (18.2)
- Antibonding molecular orbital** an orbital higher in energy than the atomic orbitals of which it is composed. (9.2)
- Aqueous solution** a solution in which water is the dissolving medium or solvent. (4)
- Aromatic hydrocarbon** one of a special class of cyclic unsaturated hydrocarbons, the simplest of which is benzene. (22.3)
- Arrhenius concept** a concept postulating that acids produce hydrogen ions in aqueous solution, while bases produce hydroxide ions. (14.1)
- Arrhenius equation** the equation representing the rate constant as  $k = Ae^{-E_a/RT}$ , where  $A$  represents the product of the collision frequency and the steric factor, and  $e^{-E_a/RT}$  is the fraction of collisions with sufficient energy to produce a reaction. (12.6)
- Atactic chain** a polymer chain in which the substituent groups such as  $CH_3$  are randomly distributed along the chain. (22.5)
- Atmosphere** the mixture of gases that surrounds the earth's surface. (5.10)
- Atomic number** the number of protons in the nucleus of an atom. (2.5; 18)
- Atomic radius** half the distance between the nuclei in a molecule consisting of identical atoms. (7.12)
- Atomic solid** a solid that contains atoms at the lattice points. (10.3)
- Atomic weight** the weighted average mass of the atoms in a naturally occurring element. (2.3)
- Aufbau principle** the principle stating that as protons are added one by one to the nucleus to build up the elements, electrons are similarly added to hydrogen-like orbitals. (7.11)
- Autoionization** the transfer of a proton from one molecule to another of the same substance. (14.2)
- Avogadro's law** equal volumes of gases at the same temperature and pressure contain the same number of particles. (5.2)
- Avogadro's number** the number of atoms in exactly 12 grams of pure  $^{12}C$ , equal to  $6.022 \times 10^{23}$ . (3.3)
- Ball-and-stick model** a molecular model that distorts the sizes of atoms but shows bond relationships clearly. (2.6)
- Band model** a molecular model for metals in which the electrons are assumed to travel around the metal crystal in molecular orbitals formed from the valence atomic orbitals of the metal atoms. (10.4)
- Barometer** a device for measuring atmospheric pressure. (5.1)
- Base** a substance that produces hydroxide ions in aqueous solution; a proton acceptor. (4.8)
- Basic oxide** an ionic oxide that dissolves in water to produce a basic solution. (14.10)
- Basic oxygen process** a process for producing steel by oxidizing and removing the impurities in iron using a high-pressure blast of oxygen. (21.8)



- Battery** a group of galvanic cells connected in series. (18.6)
- Beta ( $\beta$ ) particle** an electron produced in radioactive decay. (19.1)
- Beta-particle production** a decay process for radioactive nuclides in which the mass number remains constant and the atomic number changes. The net effect is to change a neutron to a proton. (19.1)
- Bidentate ligand** a ligand that can form two bonds to a metal ion. (21.3)
- Bimolecular step** a reaction involving the collision of two molecules. (12.5)
- Binary compound** a two-element compound. (2.8)
- Binding energy (nuclear)** the energy required to decompose a nucleus into its component nucleons. (19.5)
- Biomolecule** a molecule responsible for maintaining and/or reproducing life. (22)
- Blast furnace** a furnace in which iron oxide is reduced to iron metal by using a very strong blast of hot air to produce carbon monoxide from coke, and then using this gas as a reducing agent for the iron. (21.8)
- Bond energy** the energy required to break a given chemical bond. (8.1)
- Bond length** the distance between the nuclei of the two atoms connected by a bond; the distance where the total energy of a diatomic molecule is minimal. (8.1)
- Bond order** the difference between the number of bonding electrons and the number of antibonding electrons, divided by two. It is an index of bond strength. (9.2)
- Bonding molecular orbital** an orbital lower in energy than the atomic orbitals of which it is composed. (9.2)
- Bonding pair** an electron pair found in the space between two atoms. (8.9)
- Borane** a covalent hydride of boron. (20.5)
- Boyle's law** the volume of a given sample of gas at constant temperature varies inversely with the pressure. (5.2)
- Breeder reactor** a nuclear reactor in which fissionable fuel is produced while the reactor runs. (19.6)
- Brønsted–Lowry model** a model proposing that an acid is a proton donor, and a base is a proton acceptor. (14.1)
- Buffered solution** a solution that resists a change in its pH when either hydroxide ions or protons are added. (15.2)
- Buffering capacity** the ability of a buffered solution to absorb protons or hydroxide ions without a significant change in pH; determined by the magnitudes of [HA] and [A<sup>-</sup>] in the solution. (15.3)
- Calorimetry** the science of measuring heat flow. (6.2)
- Capillary action** the spontaneous rising of a liquid in a narrow tube. (10.2)
- Carbohydrate** a polyhydroxyl ketone, a polyhydroxyl aldehyde, or a polymer composed of these. (22.6)
- Carbon steel** an alloy of iron containing up to about 1.5% carbon. (21.8)
- Carboxyhemoglobin** a stable complex of hemoglobin and carbon monoxide that prevents normal oxygen uptake in the blood. (21.7)
- Carboxyl group** the —COOH group in an organic acid. (14.2; 22.4)
- Carboxylic acid** an organic compound containing the carboxyl group; an acid with the general formula RCOOH. (22.4)
- Catalyst** a substance that speeds up a reaction without being consumed. (12.7)
- Cathode** the electrode in a galvanic cell at which reduction occurs. (18.2)
- Cathode rays** the “rays” emanating from the negative electrode (cathode) in a partially evacuated tube; a stream of electrons. (2.4)
- Cathodic protection** a method in which an active metal, such as magnesium, is connected to steel to protect it from corrosion. (18.6)
- Cation** a positive ion. (2.6)
- Cell potential (electromotive force)** the driving force in a galvanic cell that pulls electrons from the reducing agent in one compartment to the oxidizing agent in the other. (18.2)
- Ceramic** a nonmetallic material made from clay and hardened by firing at high temperature; it contains minute silicate crystals suspended in a glassy cement. (10.5)
- Chain reaction (nuclear)** a self-sustaining fission process caused by the production of neutrons that proceed to split other nuclei. (19.6)
- Charles's law** the volume of a given sample of gas at constant pressure is directly proportional to the temperature in kelvins. (5.2)
- Chelating ligand (chelate)** a ligand having more than one atom with a lone pair that can be used to bond to a metal ion. (21.3)
- Chemical bond** the force or, more accurately, the energy that holds two atoms together in a compound. (2.6)
- Chemical change** the change of substances into other substances through a reorganization of the atoms; a chemical reaction. (1.9)
- Chemical equation** a representation of a chemical reaction showing the relative numbers of reactant and product molecules. (3.8)
- Chemical equilibrium** a dynamic reaction system in which the concentrations of all reactants and products remain constant as a function of time. (13)
- Chemical formula** the representation of a molecule in which the symbols for the elements are used to indicate the types of atoms present and subscripts are used to show the relative numbers of atoms. (2.6)
- Chemical kinetics** the area of chemistry that concerns reaction rates. (12)
- Chemical stoichiometry** the calculation of the quantities of material consumed and produced in chemical reactions. (3)
- Chirality** the quality of having nonsuperimposable mirror images. (21.4)
- Chlor–alkali process** the process for producing chlorine and sodium hydroxide by electrolyzing brine in a mercury cell. (18.9)
- Chromatography** the general name for a series of methods for separating mixtures by employing a system with a mobile phase and a stationary phase. (1.9)
- Coagulation** the destruction of a colloid by causing particles to aggregate and settle out. (11.8)
- Codons** organic bases in sets of three that form the genetic code. (22.6)
- Colligative properties** properties of a solution that depend only on the number, and not on the identity, of the solute particles. (11.5)
- Collision model** a model based on the idea that molecules must collide to react; used to account for the observed characteristics of reaction rates. (12.7)
- Colloid (colloidal dispersion)** a suspension of particles in a dispersing medium. (11.8)
- Combustion reaction** the vigorous and exothermic reaction that takes place between certain substances, particularly organic compounds, and oxygen. (22.1)
- Common ion effect** the shift in an equilibrium position caused by the addition or presence of an ion involved in the equilibrium reaction. (15.1)
- Complete ionic equation** an equation that shows all substances that are strong electrolytes as ions. (4.6)

- Complex ion** a charged species consisting of a metal ion surrounded by ligands. (16.3; 21.1)
- Compound** a substance with constant composition that can be broken down into elements by chemical processes. (1.9)
- Concentration cell** a galvanic cell in which both compartments contain the same components, but at different concentrations. (18.5)
- Condensation** the process by which vapor molecules re-form a liquid. (10.8)
- Condensation polymerization** a type of polymerization in which the formation of a small molecule, such as water, accompanies the extension of the polymer chain. (22.5)
- Condensation reaction** a reaction in which two molecules are joined, accompanied by the elimination of a water molecule. (20.3)
- Condensed states of matter** liquids and solids. (10.1)
- Conjugate acid** the species formed when a proton is added to a base. (14.1)
- Conjugate acid–base pair** two species related to each other by the donating and accepting of a single proton. (14.1)
- Conjugate base** what remains of an acid molecule after a proton is lost. (14.1)
- Continuous spectrum** a spectrum that exhibits all the wavelengths of visible light. (7.3)
- Control rods** rods in a nuclear reactor composed of substances that absorb neutrons. These rods regulate the power level of the reactor. (19.6)
- Coordinate covalent bond** a metal–ligand bond resulting from the interaction of a Lewis base (the ligand) and a Lewis acid (the metal ion). (21.3)
- Coordination compound** a compound composed of a complex ion and counter ions sufficient to give no net charge. (21.3)
- Coordination isomerism** isomerism in a coordination compound in which the composition of the coordination sphere of the metal ion varies. (21.4)
- Coordination number** the number of bonds formed between the metal ion and the ligands in a complex ion. (21.3)
- Copolymer** a polymer formed from the polymerization of more than one type of monomer. (22.5)
- Core electron** an inner electron in an atom; one not in the outermost (valence) principal quantum level. (7.11)
- Corrosion** the process by which metals are oxidized in the atmosphere. (18.7)
- Coulomb's law**  $E = 2.31 \times 10^{-19} \left( \frac{Q_1 Q_2}{r} \right)$ , where  $E$  is the energy of interaction between a pair of ions, expressed in joules;  $r$  is the distance between the ion centers in nm; and  $Q_1$  and  $Q_2$  are the numerical ion charges. (8.1)
- Counterions** anions or cations that balance the charge on the complex ion in a coordination compound. (21.3)
- Covalent bonding** a type of bonding in which electrons are shared by atoms. (2.6; 8.1)
- Critical mass** the mass of fissionable material required to produce a self-sustaining chain reaction. (19.6)
- Critical point** the point on a phase diagram at which the temperature and pressure have their critical values; the end point of the liquid–vapor line. (10.9)
- Critical pressure** the minimum pressure required to produce liquefaction of a substance at the critical temperature. (10.9)
- Critical reaction (nuclear)** a reaction in which exactly one neutron from each fission event causes another fission event, thus sustaining the chain reaction. (19.6)
- Critical temperature** the temperature above which vapor cannot be liquefied no matter what pressure is applied. (10.9)
- Crosslinking** the existence of bonds between adjacent chains in a polymer, thus adding strength to the material. (22.5)
- Crystal field model** a model used to explain the magnetism and colors of coordination complexes through the splitting of the  $d$  orbital energies. (21.6)
- Crystalline solid** a solid with a regular arrangement of its components. (10.3)
- Cubic closest packed (ccp) structure** a solid modeled by the closest packing of spheres with an  $abcabc$  arrangement of layers; the unit cell is face-centered cubic. (10.4)
- Cyanidation** a process in which crushed gold ore is treated with an aqueous cyanide solution in the presence of air to dissolve the gold. Pure gold is recovered by reduction of the ion to the metal. (21.8)
- Cyclotron** a type of particle accelerator in which an ion introduced at the center is accelerated in an expanding spiral path by the use of alternating electrical fields in the presence of a magnetic field. (19.3)
- Cytochromes** a series of iron-containing species composed of heme and a protein. Cytochromes are the principal electron-transfer molecules in the respiratory chain. (21.7)
- Dalton's law of partial pressures** for a mixture of gases in a container, the total pressure exerted is the sum of the pressures that each gas would exert if it were alone. (5.5)
- Degenerate orbitals** a group of orbitals with the same energy. (7.7)
- Dehydrogenation reaction** a reaction in which two hydrogen atoms are removed from adjacent carbons of a saturated hydrocarbon, giving an unsaturated hydrocarbon. (22.1)
- Denaturation** the breaking down of the three-dimensional structure of a protein resulting in the loss of its function. (22.6)
- Denitrification** the return of nitrogen from decomposed matter to the atmosphere by bacteria that change nitrates to nitrogen gas. (20.2)
- Density** a property of matter representing the mass per unit volume. (1.8)
- Deoxyribonucleic acid (DNA)** a huge nucleotide polymer having a double-helical structure with complementary bases on the two strands. Its major functions are protein synthesis and the storage and transport of genetic information. (22.6)
- Desalination** the removal of dissolved salts from an aqueous solution. (11.6)
- Dialysis** a phenomenon in which a semipermeable membrane allows transfer of both solvent molecules and small solute molecules and ions. (11.6)
- Diamagnetism** a type of magnetism, associated with paired electrons, that causes a substance to be repelled from the inducing magnetic field. (9.3)
- Differential rate law** an expression that gives the rate of a reaction as a function of concentrations; often called the rate law. (12.2)
- Diffraction** the scattering of light from a regular array of points or lines, producing constructive and destructive interference. (7.2)
- Diffusion** the mixing of gases. (5.7)
- Dilution** the process of adding solvent to lower the concentration of solute in a solution. (4.3)
- Dimer** a molecule formed by the joining of two identical monomers. (22.5)
- Dipole–dipole attraction** the attractive force resulting when polar molecules line up so that the positive and negative ends are close to each other. (10.1)

- Dipole moment** a property of a molecule whose charge distribution can be represented by a center of positive charge and a center of negative charge. (8.3)
- Direct reduction furnace** a furnace in which iron oxide is reduced to iron metal using milder reaction conditions than in a blast furnace. (21.8)
- Disaccharide** a sugar formed from two monosaccharides joined by a glycoside linkage. (22.6)
- Disproportionation reaction** a reaction in which a given element is both oxidized and reduced. (20.7)
- Distillation** a method for separating the components of a liquid mixture that depends on differences in the ease of vaporization of the components. (1.9)
- Disulfide linkage** an S—S bond that stabilizes the tertiary structure of many proteins. (22.6)
- Double bond** a bond in which two pairs of electrons are shared by two atoms. (8.8)
- Downs cell** a cell used for electrolyzing molten sodium chloride. (18.9)
- Dry cell battery** a common battery used in calculators, watches, radios, and portable audio players. (18.6)
- Dual nature of light** the statement that light exhibits both wave and particulate properties. (7.2)
- Effusion** the passage of a gas through a tiny orifice into an evacuated chamber. (5.7)
- Electrical conductivity** the ability to conduct an electric current. (4.2)
- Electrochemistry** the study of the interchange of chemical and electrical energy. (18)
- Electrolysis** a process that involves forcing a current through a cell to cause a nonspontaneous chemical reaction to occur. (18.8)
- Electrolyte** a material that dissolves in water to give a solution that conducts an electric current. (4.2)
- Electrolytic cell** a cell that uses electrical energy to produce a chemical change that would otherwise not occur spontaneously. (18.8)
- Electromagnetic radiation** radiant energy that exhibits wavelike behavior and travels through space at the speed of light in a vacuum. (7.1)
- Electron** a negatively charged particle that moves around the nucleus of an atom. (2.4)
- Electron affinity** the energy change associated with the addition of an electron to a gaseous atom. (7.12)
- Electron capture** a process in which one of the inner-orbital electrons in an atom is captured by the nucleus. (19.1)
- Electron spin quantum number** a quantum number representing one of the two possible values for the electron spin; either  $+\frac{1}{2}$  or  $-\frac{1}{2}$ . (7.8)
- Electronegativity** the tendency of an atom in a molecule to attract shared electrons to itself. (8.2)
- Element** a substance that cannot be decomposed into simpler substances by chemical or physical means. (1.9)
- Elementary step** a reaction whose rate law can be written from its molecularity. (12.5)
- $E = mc^2$  Einstein's equation proposing that energy has mass;  $E$  is energy,  $m$  is mass, and  $c$  is the speed of light. (7.2)
- Empirical formula** the simplest whole-number ratio of atoms in a compound. (3.6)
- Enantiomers** isomers that are nonsuperimposable mirror images of each other. (21.4)
- End point** the point in a titration at which the indicator changes color. (4.8)
- Endothermic** refers to a reaction where energy (as heat) flows into the system. (6.1)
- Energy** the capacity to do work or to cause heat flow. (6.1)
- Enthalpy** a property of a system equal to  $E + PV$ , where  $E$  is the internal energy of the system,  $P$  is the pressure of the system, and  $V$  is the volume of the system. At constant pressure the change in enthalpy equals the energy flow as heat. (6.2)
- Enthalpy (heat) of fusion** the enthalpy change that occurs to melt a solid at its melting point. (10.8)
- Entropy** a thermodynamic function that measures randomness or disorder. (17.1)
- Enzyme** a large molecule, usually a protein, that catalyzes biological reactions. (12.7)
- Equilibrium constant** the value obtained when equilibrium concentrations of the chemical species are substituted in the equilibrium expression. (13.2)
- Equilibrium expression** the expression (from the law of mass action) obtained by multiplying the product concentrations and dividing by the multiplied reactant concentrations, with each concentration raised to a power represented by the coefficient in the balanced equation. (13.2)
- Equilibrium point (thermodynamic definition)** the position where the free energy of a reaction system has its lowest possible value. (17.8)
- Equilibrium position** a particular set of equilibrium concentrations. (13.2)
- Equivalence point (stoichiometric point)** the point in a titration when enough titrant has been added to react exactly with the substance in solution being titrated. (4.9; 15.4)
- Ester** an organic compound produced by the reaction between a carboxylic acid and an alcohol. (22.4)
- Exothermic** refers to a reaction where energy (as heat) flows out of the system. (6.1)
- Exponential notation** expresses a number as  $N \times 10^M$ , a convenient method for representing a very large or very small number and for easily indicating the number of significant figures. (1.5)
- Faraday** a constant representing the charge on one mole of electrons; 96,485 coulombs. (18.4)
- Filtration** a method for separating the components of a mixture containing a solid and a liquid. (1.9)
- First law of thermodynamics** the energy of the universe is constant; same as the law of conservation of energy. (6.1)
- Fission** the process of using a neutron to split a heavy nucleus into two nuclei with smaller mass numbers. (19.6)
- Flotation process** a method of separating the mineral particles in an ore from the gangue that depends on the greater wettability of the mineral pieces. (21.8)
- Formal charge** the charge assigned to an atom in a molecule or polyatomic ion derived from a specific set of rules. (8.12)
- Formation constant (stability constant)** the equilibrium constant for each step of the formation of a complex ion by the addition of an individual ligand to a metal ion or complex ion in aqueous solution. (16.3)
- Formula equation** an equation representing a reaction in solution showing the reactants and products in undissociated form, whether they are strong or weak electrolytes. (4.6)
- Fossil fuel** coal, petroleum, or natural gas; consists of carbon-based molecules derived from decomposition of once-living organisms. (6.5)

- Frasch process** the recovery of sulfur from underground deposits by melting it with hot water and forcing it to the surface by air pressure. (20.6)
- Free energy** a thermodynamic function equal to the enthalpy ( $H$ ) minus the product of the entropy ( $S$ ) and the Kelvin temperature ( $T$ );  $G = H - TS$ . Under certain conditions the change in free energy for a process is equal to the maximum useful work. (17.4)
- Free radical** a species with an unpaired electron. (22.5)
- Frequency** the number of waves (cycles) per second that pass a given point in space. (7.1)
- Fuel cell** a galvanic cell for which the reactants are continuously supplied. (18.6)
- Functional group** an atom or group of atoms in hydrocarbon derivatives that contains elements in addition to carbon and hydrogen. (22.4)
- Fusion** the process of combining two light nuclei to form a heavier, more stable nucleus. (19.6)
- Galvanic cell** a device in which chemical energy from a spontaneous redox reaction is changed to electrical energy that can be used to do work. (18.2)
- Galvanizing** a process in which steel is coated with zinc to prevent corrosion. (18.7)
- Gamma ( $\gamma$ ) ray** a high-energy photon. (19.1)
- Gangue** the impurities (such as clay or sand) in an ore. (21.8)
- Geiger–Müller counter (Geiger counter)** an instrument that measures the rate of radioactive decay based on the ions and electrons produced as a radioactive particle passes through a gas-filled chamber. (19.4)
- Gene** a given segment of the DNA molecule that contains the code for a specific protein. (22.6)
- Geometrical (*cis*–*trans*) isomerism** isomerism in which atoms or groups of atoms can assume different positions around a rigid ring or bond. (21.4; 22.2)
- Glass** an amorphous solid obtained when silica is mixed with other compounds, heated above its melting point, and then cooled rapidly. (10.5)
- Glass electrode** an electrode for measuring pH from the potential difference that develops when it is dipped into an aqueous solution containing  $H^+$  ions. (18.5)
- Glycoside linkage** a C—O—C bond formed between the rings of two cyclic monosaccharides by the elimination of water. (22.6)
- Graham's law of effusion** the rate of effusion of a gas is inversely proportional to the square root of the mass of its particles. (5.7)
- Greenhouse effect** a warming effect exerted by the earth's atmosphere (particularly  $CO_2$  and  $H_2O$ ) due to thermal energy retained by absorption of infrared radiation. (6.5)
- Ground state** the lowest possible energy state of an atom or molecule. (7.4)
- Group (of the periodic table)** a vertical column of elements having the same valence electron configuration and showing similar properties. (2.7)
- Haber process** the manufacture of ammonia from nitrogen and hydrogen, carried out at high pressure and high temperature with the aid of a catalyst. (3.10; 20.2)
- Half-life (of a radioactive sample)** the time required for the number of nuclides in a radioactive sample to reach half of the original value. (19.2)
- Half-life (of a reactant)** the time required for a reactant to reach half of its original concentration. (12.4)
- Half-reactions** the two parts of an oxidation–reduction reaction, one representing oxidation, the other reduction. (4.10; 17.1)
- Halogen** a Group 7A element. (2.7; 20.7)
- Halogenation** the addition of halogen atoms to unsaturated hydrocarbons. (22.2)
- Hard water** water from natural sources that contains relatively large concentrations of calcium and magnesium ions. (20.4)
- Heat** energy transferred between two objects due to a temperature difference between them. (6.1)
- Heat capacity** the amount of energy required to raise the temperature of an object by one degree Celsius. (6.2)
- Heat of fusion** the enthalpy change that occurs to melt a solid at its melting point. (10.8)
- Heat of hydration** the enthalpy change associated with placing gaseous molecules or ions in water; the sum of the energy needed to expand the solvent and the energy released from the solvent–solute interactions. (11.2)
- Heat of solution** the enthalpy change associated with dissolving a solute in a solvent; the sum of the energies needed to expand both solvent and solute in a solution and the energy released from the solvent–solute interactions. (11.2)
- Heat of vaporization** the energy required to vaporize one mole of a liquid at a pressure of one atmosphere. (10.8)
- Heating curve** a plot of temperature versus time for a substance where energy is added at a constant rate. (10.8)
- Heisenberg uncertainty principle** a principle stating that there is a fundamental limitation to how precisely both the position and momentum of a particle can be known at a given time. (7.5)
- Heme** an iron complex. (21.7)
- Hemoglobin** a biomolecule composed of four myoglobin-like units (proteins plus heme) that can bind and transport four oxygen molecules in the blood. (21.7)
- Henderson–Hasselbalch equation** an equation giving the relationship between the pH of an acid–base system and the concentrations of base and acid:  $pH = pK_a + \log \left( \frac{[base]}{[acid]} \right)$ . (15.2)
- Henry's law** the amount of a gas dissolved in a solution is directly proportional to the pressure of the gas above the solution. (11.3)
- Hess's law** in going from a particular set of reactants to a particular set of products, the enthalpy change is the same whether the reaction takes place in one step or in a series of steps; in summary, enthalpy is a state function. (6.3)
- Heterogeneous equilibrium** an equilibrium involving reactants and/or products in more than one phase. (13.4)
- Hexagonal closest packed (hcp) structure** a structure composed of closest packed spheres with an *ababab* arrangement of layers; the unit cell is hexagonal. (10.4)
- Homogeneous equilibrium** an equilibrium system where all reactants and products are in the same phase. (13.4)
- Homopolymer** a polymer formed from the polymerization of only one type of monomer. (22.5)
- Hund's rule** the lowest energy configuration for an atom is the one having the maximum number of unpaired electrons allowed by the Pauli exclusion principle in a particular set of degenerate orbitals, with all unpaired electrons having parallel spins. (7.11)
- Hybrid orbitals** a set of atomic orbitals adopted by an atom in a molecule different from those of the atom in the free state. (9.1)

**Hybridization** a mixing of the native orbitals on a given atom to form special atomic orbitals for bonding. (9.1)

**Hydration** the interaction between solute particles and water molecules. (4.1)

**Hydride** a binary compound containing hydrogen. The hydride ion,  $\text{H}^-$ , exists in ionic hydrides. The three classes of hydrides are covalent, interstitial, and ionic. (20.3)

**Hydrocarbon** a compound composed of carbon and hydrogen. (22.1)

**Hydrocarbon derivative** an organic molecule that contains one or more elements in addition to carbon and hydrogen. (22.4)

**Hydrogen bonding** unusually strong dipole–dipole attractions that occur among molecules in which hydrogen is bonded to a highly electronegative atom. (10.1)

**Hydrogenation reaction** a reaction in which hydrogen is added, with a catalyst present, to a carbon–carbon multiple bond. (22.2)

**Hydrohalic acid** an aqueous solution of a hydrogen halide. (20.7)

**Hydrometallurgy** a process for extracting metals from ores by use of aqueous chemical solutions. Two steps are involved: selective leaching and selective precipitation. (21.8)

**Hydronium ion** the  $\text{H}_3\text{O}^+$  ion; a hydrated proton. (14.1)

**Hypothesis** one or more assumptions put forth to explain the observed behavior of nature. (1.2)

**Ideal gas law** an equation of state for a gas, where the state of the gas is its condition at a given time; expressed by  $PV = nRT$ , where  $P$  = pressure,  $V$  = volume,  $n$  = moles of the gas,  $R$  = the universal gas constant, and  $T$  = absolute temperature. This equation expresses behavior approached by real gases at high  $T$  and low  $P$ . (5.3)

**Ideal solution** a solution whose vapor pressure is directly proportional to the mole fraction of solvent present. (11.4)

**Indicator** a chemical that changes color and is used to mark the end point of a titration. (4.8; 15.5)

**Integrated rate law** an expression that shows the concentration of a reactant as a function of time. (12.2)

**Interhalogen compound** a compound formed by the reaction of one halogen with another. (20.7)

**Intermediate** a species that is neither a reactant nor a product but that is formed and consumed in the reaction sequence. (12.5)

**Intermolecular forces** relatively weak interactions that occur between molecules. (10.1)

**Internal energy** a property of a system that can be changed by a flow of work, heat, or both;  $\Delta E = q + w$ , where  $\Delta E$  is the change in the internal energy of the system,  $q$  is heat, and  $w$  is work. (6.1)

**Ion** an atom or a group of atoms that has a net positive or negative charge. (2.6)

**Ion exchange (water softening)** the process in which an ion-exchange resin removes unwanted ions (for example,  $\text{Ca}^{2+}$  and  $\text{Mg}^{2+}$ ) and replaces them with  $\text{Na}^+$  ions, which do not interfere with soap and detergent action. (20.4)

**Ion pairing** a phenomenon occurring in solution when oppositely charged ions aggregate and behave as a single particle. (11.7)

**Ion-product (dissociation) constant ( $K_w$ )** the equilibrium constant for the auto-ionization of water;  $K_w = [\text{H}^+][\text{OH}^-]$ . At  $25^\circ\text{C}$ ,  $K_w = 1.0 \times 10^{-14}$ . (14.2)

**Ion-selective electrode** an electrode sensitive to the concentration of a particular ion in solution. (18.5)

**Ionic bonding** the electrostatic attraction between oppositely charged ions. (2.6; 8.1)

**Ionic compound (binary)** a compound that results when a metal reacts with a nonmetal to form a cation and an anion. (8.1)

**Ionic solid** a solid containing cations and anions that dissolves in water to give a solution containing the separated ions, which are mobile and thus free to conduct an electric current. (2.6; 10.3)

**Irreversible process** any real process. When a system undergoes the changes State 1  $\rightarrow$  State 2  $\rightarrow$  State 1 by any real pathway, the universe is different than before the cyclic process took place in the system. (17.9)

**Isoelectronic ions** ions containing the same number of electrons. (8.4)

**Isomers** species with the same formula but different properties. (21.4)

**Isotactic chain** a polymer chain in which the substituent groups such as  $\text{CH}_3$  are all arranged on the same side of the chain. (22.5)

**Isotonic solutions** solutions having identical osmotic pressures. (11.6)

**Isotopes** atoms of the same element (the same number of protons) with different numbers of neutrons. They have identical atomic numbers but different mass numbers. (2.5; 18)

**Ketone** an organic compound containing the carbonyl group bonded



to two carbon atoms. (22.4)

**Kinetic energy** ( $\frac{1}{2}mv^2$ ) energy due to the motion of an object; dependent on the mass of the object and the square of its velocity. (6.1)

**Kinetic molecular theory (KMT)** a model that assumes that an ideal gas is composed of tiny particles (molecules) in constant motion. (5.6)

**Lanthanide contraction** the decrease in the atomic radii of the lanthanide series elements, going from left to right in the periodic table. (21.1)

**Lanthanide series** a group of 14 elements following lanthanum in the periodic table, in which the  $4f$  orbitals are being filled. (7.11; 20.1; 21.1)

**Lattice** a three-dimensional system of points designating the positions of the centers of the components of a solid (atoms, ions, or molecules). (10.3)

**Lattice energy** the energy change occurring when separated gaseous ions are packed together to form an ionic solid. (8.5)

**Law of conservation of energy** energy can be converted from one form to another but can be neither created nor destroyed. (6.1)

**Law of conservation of mass** mass is neither created nor destroyed. (1.2; 2.2)

**Law of definite proportion** a given compound always contains exactly the same proportion of elements by mass. (2.2)

**Law of mass action** a general description of the equilibrium condition; it defines the equilibrium constant expression. (13.2)

**Law of multiple proportions** a law stating that when two elements form a series of compounds, the ratios of the masses of the second element that combine with one gram of the first element can always be reduced to small whole numbers. (2.2)

**Leaching** the extraction of metals from ores using aqueous chemical solutions. (21.8)

**Lead storage battery** a battery (used in cars) in which the anode is lead, the cathode is lead coated with lead dioxide, and the electrolyte is a sulfuric acid solution. (18.6)

- Le Châtelier's principle** if a change is imposed on a system at equilibrium, the position of the equilibrium will shift in a direction that tends to reduce the effect of that change. (13.7)
- Lewis acid** an electron-pair acceptor. (14.11)
- Lewis base** an electron-pair donor. (14.11)
- Lewis structure** a diagram of a molecule showing how the valence electrons are arranged among the atoms in the molecule. (8.10)
- Ligand** a neutral molecule or ion having a lone pair of electrons that can be used to form a bond to a metal ion; a Lewis base. (21.3)
- Lime-soda process** a water-softening method in which lime and soda ash are added to water to remove calcium and magnesium ions by precipitation. (14.6)
- Limiting reactant (limiting reagent)** the reactant that is completely consumed when a reaction is run to completion. (3.11)
- Line spectrum** a spectrum showing only certain discrete wavelengths. (7.3)
- Linear accelerator** a type of particle accelerator in which a changing electrical field is used to accelerate a positive ion along a linear path. (19.3)
- Linkage isomerism** isomerism involving a complex ion where the ligands are all the same but the point of attachment of at least one of the ligands differs. (21.4)
- Liquefaction** the transformation of a gas into a liquid. (20.1)
- Localized electron (LE) model** a model that assumes that a molecule is composed of atoms that are bound together by sharing pairs of electrons using the atomic orbitals of the bound atoms. (8.9)
- London dispersion forces** the forces, existing among noble gas atoms and nonpolar molecules, that involve an accidental dipole that induces a momentary dipole in a neighbor. (10.1)
- Lone pair** an electron pair that is localized on a given atom; an electron pair not involved in bonding. (8.9)
- Magnetic quantum number ( $m_\ell$ )** the quantum number relating to the orientation of an orbital in space relative to the other orbitals with the same  $\ell$  quantum number. It can have integral values between  $\ell$  and  $-\ell$ , including zero. (7.6)
- Main-group (representative) elements** elements in the groups labeled 1A, 2A, 3A, 4A, 5A, 6A, 7A, and 8A in the periodic table. The group number gives the sum of the valence  $s$  and  $p$  electrons. (7.11; 18.1)
- Major species** the components present in relatively large amounts in a solution. (14.3)
- Manometer** a device for measuring the pressure of a gas in a container. (5.1)
- Mass** the quantity of matter in an object. (1.3)
- Mass defect** the change in mass occurring when a nucleus is formed from its component nucleons. (19.5)
- Mass number** the total number of protons and neutrons in the atomic nucleus of an atom. (2.5; 18)
- Mass percent** the percent by mass of a component of a mixture (11.1) or of a given element in a compound. (3.5)
- Mass spectrometer** an instrument used to determine the relative masses of atoms by the deflection of their ions on a magnetic field. (3.2)
- Matter** the material of the universe. (1.9)
- Messenger RNA (mRNA)** a special RNA molecule built in the cell nucleus that migrates into the cytoplasm and participates in protein synthesis. (22.6)
- Metal** an element that gives up electrons relatively easily and is lustrous, malleable, and a good conductor of heat and electricity. (2.7)
- Metalloids (semimetals)** elements along the division line in the periodic table between metals and nonmetals. These elements exhibit both metallic and nonmetallic properties. (7.13; 20.1)
- Metallurgy** the process of separating a metal from its ore and preparing it for use. (20.1; 21.8)
- Millimeters of mercury** (mm Hg) a unit of pressure, also called a torr,  $760 \text{ mm Hg} = 760 \text{ torr} = 101,325 \text{ Pa} = 1 \text{ standard atmosphere}$ . (5.1)
- Mineral** a relatively pure compound as found in nature. (21.8)
- Model (theory)** a set of assumptions put forth to explain the observed behavior of matter. The models of chemistry usually involve assumptions about the behavior of individual atoms or molecules. (1.2)
- Moderator** a substance used in a nuclear reactor to slow down the neutrons. (19.6)
- Molal boiling-point elevation constant** a constant characteristic of a particular solvent that gives the change in boiling point as a function of solution molality; used in molecular weight determinations. (11.5)
- Molal freezing-point depression constant** a constant characteristic of a particular solvent that gives the change in freezing point as a function of the solution molality; used in molecular weight determinations (11.5)
- Molality** the number of moles of solute per kilogram of solvent in a solution. (11.1)
- Molar heat capacity** the energy required to raise the temperature of one mole of a substance by one degree Celsius. (6.2)
- Molar mass** the mass in grams of one mole of molecules or formula units of a substance; also called *molecular weight*. (3.4)
- Molar volume** the volume of one mole of an ideal gas; equal to 22.42 liters at STP. (5.4)
- Molarity** moles of solute per volume of solution in liters. (4.3; 11.1)
- Mole (mol)** the number equal to the number of carbon atoms in exactly 12 grams of pure  $^{12}\text{C}$ ; Avogadro's number. One mole represents  $6.022 \times 10^{23}$  units. (3.3)
- Mole fraction** the ratio of the number of moles of a given component in a mixture to the total number of moles in the mixture. (5.5; 11.1)
- Mole ratio (stoichiometry)** the ratio of moles of one substance to moles of another substance in a balanced chemical equation. (3.9)
- Molecular formula** the exact formula of a molecule, giving the types of atoms and the number of each type. (3.6)
- Molecular orbital (MO) model** a model that regards a molecule as a collection of nuclei and electrons, where the electrons are assumed to occupy orbitals much as they do in atoms, but having the orbitals extend over the entire molecule. In this model the electrons are assumed to be delocalized rather than always located between a given pair of atoms. (9.2; 10.4)
- Molecular orientations (kinetics)** orientations of molecules during collisions, some of which can lead to reaction while others cannot. (12.6)
- Molecular solid** a solid composed of neutral molecules at the lattice points. (10.3)
- Molecular structure** the three-dimensional arrangement of atoms in a molecule. (8.13)
- Molecularity** the number of species that must collide to produce the reaction represented by an elementary step in a reaction mechanism. (12.5)
- Molecule** a bonded collection of two or more atoms of the same or different elements. (2.6)

**Monodentate (unidentate) ligand** a ligand that can form one bond to a metal ion. (21.3)

**Monoprotic acid** an acid with one acidic proton. (14.2)

**Monosaccharide (simple sugar)** a polyhydroxy ketone or aldehyde containing from three to nine carbon atoms. (22.6)

**Myoglobin** an oxygen-storing biomolecule consisting of a heme complex and a proton. (21.7)

**Natural law** a statement that expresses generally observed behavior. (1.2)

**Nernst equation** an equation relating the potential of an electrochemical cell to the concentrations of the cell components:

$$\mathcal{E} = \mathcal{E}^\circ - \frac{0.0591}{n} \log(Q) \text{ at } 25^\circ\text{C} \quad (18.5)$$

**Net ionic equation** an equation for a reaction in solution, where strong electrolytes are written as ions, showing only those components that are directly involved in the chemical change. (4.6)

**Network solid** an atomic solid containing strong directional covalent bonds. (10.5)

**Neutralization reaction** an acid–base reaction. (4.8)

**Neutron** a particle in the atomic nucleus with mass virtually equal to the proton's but with no charge. (2.5; 19)

**Nitrogen cycle** the conversion of  $\text{N}_2$  to nitrogen-containing compounds, followed by the return of nitrogen gas to the atmosphere by natural decay processes. (20.2)

**Nitrogen fixation** the process of transforming  $\text{N}_2$  to nitrogen-containing compounds useful to plants. (20.2)

**Nitrogen-fixing bacteria** bacteria in the root nodules of plants that can convert atmospheric nitrogen to ammonia and other nitrogen-containing compounds useful to plants. (20.2)

**Noble gas** a Group 8A element. (2.7; 20.8)

**Node** an area of an orbital having zero electron probability. (7.7)

**Nonelectrolyte** a substance that, when dissolved in water, gives a nonconducting solution. (4.2)

**Nonmetal** an element not exhibiting metallic characteristics. Chemically, a typical nonmetal accepts electrons from a metal. (2.7)

**Normal boiling point** the temperature at which the vapor pressure of a liquid is exactly one atmosphere. (10.8)

**Normal melting point** the temperature at which the solid and liquid states have the same vapor pressure under conditions where the total pressure on the system is one atmosphere. (10.8)

**Normality** the number of equivalents of a substance dissolved in a liter of solution. (11.1)

**Nuclear atom** an atom having a dense center of positive charge (the nucleus) with electrons moving around the outside. (2.4)

**Nuclear transformation** the change of one element into another. (19.3)

**Nucleon** a particle in an atomic nucleus, either a neutron or a proton. (19)

**Nucleotide** a monomer of the nucleic acids composed of a five-carbon sugar, a nitrogen-containing base, and phosphoric acid. (22.6)

**Nucleus** the small, dense center of positive charge in an atom. (2.4)

**Nuclide** the general term applied to each unique atom; represented by  ${}^A_Z\text{X}$ , where X is the symbol for a particular element. (19)

**Octet rule** the observation that atoms of nonmetals tend to form the most stable molecules when they are surrounded by eight electrons (to fill their valence orbitals). (8.10)

**Open hearth process** a process for producing steel by oxidizing and removing the impurities in molten iron using external heat and a blast of air or oxygen. (21.8)

**Optical isomerism** isomerism in which the isomers have opposite effects on plane-polarized light. (21.4)

**Orbital** a specific wave function for an electron in an atom. The square of this function gives the probability distribution for the electron. (7.5)

**d-Orbital splitting** a splitting of the *d* orbitals of the metal ion in a complex such that the orbitals pointing at the ligands have higher energies than those pointing between the ligands. (21.6)

**Order (of reactant)** the positive or negative exponent, determined by experiment, of the reactant concentration in a rate law. (12.2)

**Organic acid** an acid with a carbon-atom backbone; often contains the carboxyl group. (14.2)

**Organic chemistry** the study of carbon-containing compounds (typically chains of carbon atoms) and their properties. (22)

**Osmosis** the flow of solvent into a solution through a semipermeable membrane. (11.6)

**Osmotic pressure ( $\pi$ )** the pressure that must be applied to a solution to stop osmosis;  $\pi = MRT$ . (11.6)

**Ostwald process** a commercial process for producing nitric acid by the oxidation of ammonia. (20.2)

**Oxidation** an increase in oxidation state (a loss of electrons). (4.9; 17.1)

**Oxidation–reduction (redox) reaction** a reaction in which one or more electrons are transferred. (4.9; 17.1)

**Oxidation states** a concept that provides a way to keep track of electrons in oxidation–reduction reactions according to certain rules. (4.9; 21.3)

**Oxidizing agent (electron acceptor)** a reactant that accepts electrons from another reactant. (4.9; 17.1)

**Oxyacid** an acid in which the acidic proton is attached to an oxygen atom. (14.2)

**Ozone**  $\text{O}_3$ , the form of elemental oxygen in addition to the much more common  $\text{O}_2$ . (20.5)

**Paramagnetism** a type of induced magnetism, associated with unpaired electrons, that causes a substance to be attracted into the inducing magnetic field. (9.3)

**Partial pressures** the independent pressures exerted by different gases in a mixture. (5.5)

**Particle accelerator** a device used to accelerate nuclear particles to very high speeds. (19.3)

**Pascal** the SI unit of pressure; equal to newtons per meter squared. (5.1)

**Pauli exclusion principle** in a given atom no two electrons can have the same set of four quantum numbers. (7.8)

**Peptide linkage** the bond resulting from the condensation reaction between amino acids; represented by:



**Percent dissociation** the ratio of the amount of a substance that is dissociated at equilibrium to the initial concentration of the substance in a solution, multiplied by 100. (14.5)

**Percent yield** the actual yield of a product as a percentage of the theoretical yield. (3.11)

**Periodic table** a chart showing all the elements arranged in columns with similar chemical properties. (2.7)

**pH curve (titration curve)** a plot showing the pH of a solution being analyzed as a function of the amount of titrant added. (15.4)

- pH scale** a log scale based on 10 and equal to  $-\log[\text{H}^+]$ ; a convenient way to represent solution acidity. (14.3)
- Phase diagram** a convenient way of representing the phases of a substance in a closed system as a function of temperature and pressure. (10.9)
- Phenyl group** the benzene molecule minus one hydrogen atom. (22.3)
- Photochemical smog** air pollution produced by the action of light on oxygen, nitrogen oxides, and unburned fuel from auto exhaust to form ozone and other pollutants. (5.10)
- Photon** a quantum of electromagnetic radiation. (7.2)
- Physical change** a change in the form of a substance, but not in its chemical composition; chemical bonds are not broken in a physical change. (1.9)
- Pi ( $\pi$ ) bond** a covalent bond in which parallel  $p$  orbitals share an electron pair occupying the space above and below the line joining the atoms. (9.1)
- Planck's constant** the constant relating the change in energy for a system to the frequency of the electromagnetic radiation absorbed or emitted; equal to  $6.626 \times 10^{-34} \text{ J} \cdot \text{s}$ . (7.2)
- Polar covalent bond** a covalent bond in which the electrons are not shared equally because one atom attracts them more strongly than the other. (8.1)
- Polar molecule** a molecule that has a permanent dipole moment. (4.1)
- Polyatomic ion** an ion containing a number of atoms. (2.6)
- Polyelectronic atom** an atom with more than one electron. (7.9)
- Polymer** a large, usually chainlike molecule built from many small molecules (monomers). (22.5)
- Polymerization** a process in which many small molecules (monomers) are joined together to form a large molecule. (22.2)
- Polypeptide** a polymer formed from amino acids joined together by peptide linkages. (22.6)
- Polyprotic acid** an acid with more than one acidic proton. It dissociates in a stepwise manner, one proton at a time. (14.7)
- Porous disk** a disk in a tube connecting two different solutions in a galvanic cell that allows ion flow without extensive mixing of the solutions. (18.2)
- Porphyrin** a planar ligand with a central ring structure and various substituent groups at the edges of the ring. (21.7)
- Positional probability** a type of probability that depends on the number of arrangements in space that yield a particular state. (17.1)
- Positron production** a mode of nuclear decay in which a particle is formed having the same mass as an electron but opposite charge. The net effect is to change a proton to a neutron. (19.1)
- Potential energy** energy due to position or composition. (6.1)
- Precipitation reaction** a reaction in which an insoluble substance forms and separates from the solution. (4.5)
- Precision** the degree of agreement among several measurements of the same quantity; the reproducibility of a measurement. (1.4)
- Primary structure (of a protein)** the order (sequence) of amino acids in the protein chain. (22.6)
- Principal quantum number ( $n$ )** the quantum number relating to the size and energy of an orbital; it can have any positive integer value. (7.6)
- Probability distribution** the square of the wave function indicating the probability of finding an electron at a particular point in space. (7.5)
- Product** a substance resulting from a chemical reaction. It is shown to the right of the arrow in a chemical equation. (3.8)
- Protein** a natural high-molecular-weight polymer formed by condensation reactions between amino acids. (22.6)
- Proton** a positively charged particle in an atomic nucleus. (2.5; 19)
- Pure substance** a substance with constant composition. (1.9)
- Pyrometallurgy** recovery of a metal from its ore by treatment at high temperatures. (21.8)
- Quantization** the concept that energy can occur only in discrete units called *quanta*. (7.2)
- Rad** a unit of radiation dosage corresponding to  $10^{-2} \text{ J}$  of energy deposited per kilogram of tissue (from radiation absorbed dose). (19.7)
- Radioactive decay (radioactivity)** the spontaneous decomposition of a nucleus to form a different nucleus. (2.4; 19.1)
- Radiocarbon dating (carbon-14 dating)** a method for dating ancient wood or cloth based on the rate of radioactive decay of the nuclide  $^{14}_6\text{C}$ . (19.4)
- Radiotracer** a radioactive nuclide, introduced into an organism for diagnostic purposes, whose pathway can be traced by monitoring its radioactivity. (19.4)
- Random error** an error that has an equal probability of being high or low. (1.4)
- Raoult's law** the vapor pressure of a solution is directly proportional to the mole fraction of solvent present. (11.4)
- Rate constant** the proportionality constant in the relationship between reaction rate and reactant concentrations. (12.2)
- Rate of decay** the change in the number of radioactive nuclides in a sample per unit time. (19.2)
- Rate-determining step** the slowest step in a reaction mechanism, the one determining the overall rate. (12.5)
- Rate law (differential rate law)** an expression that shows how the rate of reaction depends on the concentration of reactants. (12.2)
- Reactant** a starting substance in a chemical reaction. It appears to the left of the arrow in a chemical equation. (3.8)
- Reaction mechanism** the series of elementary steps involved in a chemical reaction. (12.5)
- Reaction quotient,  $Q$**  a quotient obtained by applying the law of mass action to initial concentrations rather than to equilibrium concentrations. (13.5)
- Reaction rate** the change in concentration of a reactant or product per unit time. (12.1)
- Reactor core** the part of a nuclear reactor where the fission reaction takes place. (19.6)
- Reducing agent (electron donor)** a reactant that donates electrons to another substance to reduce the oxidation state of one of its atoms. (4.9; 17.1)
- Reduction** a decrease in oxidation state (a gain of electrons). (4.9; 17.1)
- Rem** a unit of radiation dosage that accounts for both the energy of the dose and its effectiveness in causing biological damage (from roentgen equivalent for man). (19.7)
- Resonance** a condition occurring when more than one valid Lewis structure can be written for a particular molecule. The actual electronic structure is not represented by any one of the Lewis structures but by the average of all of them. (8.12)
- Reverse osmosis** the process occurring when the external pressure on a solution causes a net flow of solvent through a semipermeable membrane from the solution to the solvent. (11.6)
- Reversible process** a cyclic process carried out by a hypothetical pathway, which leaves the universe exactly the same as it was before the process. No real process is reversible. (17.9)



- Ribonucleic acid (RNA)** a nucleotide polymer that transmits the genetic information stored in DNA to the ribosomes for protein synthesis. (22.6)
- Roasting** a process of converting sulfide minerals to oxides by heating in air at temperatures below their melting points. (21.8)
- Root mean square velocity** the square root of the average of the squares of the individual velocities of gas particles. (5.6)
- Salt** an ionic compound. (14.8)
- Salt bridge** a U-tube containing an electrolyte that connects the two compartments of a galvanic cell, allowing ion flow without extensive mixing of the different solutions. (18.1)
- Scientific method** the process of studying natural phenomena, involving observations, forming laws and theories, and testing of theories by experimentation. (1.2)
- Scintillation counter** an instrument that measures radioactive decay by sensing the flashes of light produced in a substance by the radiation. (19.4)
- Second law of thermodynamics** in any spontaneous process, there is always an increase in the entropy of the universe. (17.2)
- Secondary structure (of a protein)** the three-dimensional structure of the protein chain (for example,  $\alpha$ -helix, random coil, or pleated sheet). (22.6)
- Selective precipitation** a method of separating metal ions from an aqueous mixture by using a reagent whose anion forms a precipitate with only one or a few of the ions in the mixture. (4.7; 16.2)
- Semiconductor** a substance conducting only a slight electric current at room temperature, but showing increased conductivity at higher temperatures. (10.5)
- Semipermeable membrane** a membrane that allows solvent but not solute molecules to pass through. (11.6)
- SI system** International System of units based on the metric system and units derived from the metric system. (1.3)
- Side chain (of amino acid)** the hydrocarbon group on an amino acid represented by H,  $\text{CH}_3$ , or a more complex substituent. (22.6)
- Sigma ( $\sigma$ ) bond** a covalent bond in which the electron pair is shared in an area centered on a line running between the atoms. (9.1)
- Significant figures** the certain digits and the first uncertain digit of a measurement. (1.4)
- Silica** the fundamental silicon–oxygen compound, which has the empirical formula  $\text{SiO}_2$ , and forms the basis of quartz and certain types of sand. (10.5)
- Silicates** salts that contain metal cations and polyatomic silicon–oxygen anions that are usually polymeric. (10.5)
- Single bond** a bond in which one pair of electrons is shared by two atoms. (8.8)
- Smelting** a metallurgical process that involves reducing metal ions to the free metal. (21.8)
- Solubility** the amount of a substance that dissolves in a given volume of solvent at a given temperature. (4.2)
- Solubility product constant** the constant for the equilibrium expression representing the dissolving of an ionic solid in water. (16.1)
- Solute** a substance dissolved in a liquid to form a solution. (4.2; 11.1)
- Solution** a homogeneous mixture. (1.9)
- Solvent** the dissolving medium in a solution. (4.2)
- Somatic damage** radioactive damage to an organism resulting in its sickness or death. (19.7)
- Space-filling model** a model of a molecule showing the relative sizes of the atoms and their relative orientations. (2.6)
- Specific heat capacity** the energy required to raise the temperature of one gram of a substance by one degree Celsius. (6.2)
- Spectator ions** ions present in solution that do not participate directly in a reaction. (4.6)
- Spectrochemical series** a listing of ligands in order based on their ability to produce  $d$ -orbital splitting. (21.6)
- Spontaneous fission** the spontaneous splitting of a heavy nuclide into two lighter nuclides. (19.1)
- Spontaneous process** a process that occurs without outside intervention. (17.1)
- Standard atmosphere** a unit of pressure equal to 760 mm Hg. (5.1)
- Standard enthalpy of formation** the enthalpy change that accompanies the formation of one mole of a compound at  $25^\circ\text{C}$  from its elements, with all substances in their standard states at that temperature. (6.4)
- Standard free energy change** the change in free energy that will occur for one unit of reaction if the reactants in their standard states are converted to products in their standard states. (17.6)
- Standard free energy of formation** the change in free energy that accompanies the formation of one mole of a substance from its constituent elements with all reactants and products in their standard states. (17.6)
- Standard hydrogen electrode** a platinum conductor in contact with  $1\text{ M H}^+$  ions and bathed by hydrogen gas at one atmosphere. (18.3)
- Standard reduction potential** the potential of a half-reaction under standard state conditions, as measured against the potential of the standard hydrogen electrode. (18.3)
- Standard solution** a solution whose concentration is accurately known. (4.3)
- Standard state** a reference state for a specific substance defined according to a set of conventional definitions. (6.4)
- Standard temperature and pressure (STP)** the condition  $0^\circ\text{C}$  and 1 atmosphere of pressure. (5.4)
- Standing wave** a stationary wave as on a string of a musical instrument; in the wave mechanical model, the electron in the hydrogen atom is considered to be a standing wave. (7.5)
- State function (property)** a property that is independent of the pathway. (6.1)
- States (of matter)** the three different forms in which matter can exist; solid, liquid, and gas. (1.9)
- Stereoisomerism** isomerism in which all the bonds in the isomers are the same but the spatial arrangements of the atoms are different. (21.4)
- Steric factor** the factor (always less than 1) that reflects the fraction of collisions with orientations that can produce a chemical reaction. (12.6)
- Stoichiometric quantities** quantities of reactants mixed in exactly the correct amounts so that all are used up at the same time. (3.10)
- Strong acid** an acid that completely dissociates to produce an  $\text{H}^+$  ion and the conjugate base. (4.2; 14.2)
- Strong base** a metal hydroxide salt that completely dissociates into its ions in water. (4.2; 14.6)
- Strong electrolyte** a material that, when dissolved in water, gives a solution that conducts an electric current very efficiently. (4.2)
- Structural formula** the representation of a molecule in which the relative positions of the atoms are shown and the bonds are indicated by lines. (2.6)
- Structural isomerism** isomerism in which the isomers contain the same atoms but one or more bonds differ. (21.4; 22.1)
- Subcritical reaction (nuclear)** a reaction in which less than one neutron causes another fission event and the process dies out. (19.6)

- Sublimation** the process by which a substance goes directly from the solid to the gaseous state without passing through the liquid state. (10.8)
- Subshell** a set of orbitals with a given azimuthal quantum number. (7.6)
- Substitution reaction (hydrocarbons)** a reaction in which an atom, usually a halogen, replaces a hydrogen atom in a hydrocarbon. (22.1)
- Supercooling** the process of cooling a liquid below its freezing point without its changing to a solid. (10.8)
- Supercritical reaction (nuclear)** a reaction in which more than one neutron from each fission event causes another fission event. The process rapidly escalates to a violent explosion. (19.6)
- Superheating** the process of heating a liquid above its boiling point without its boiling. (10.8)
- Superoxide** a compound containing the  $\text{O}_2^-$  anion. (19.2)
- Surface tension** the resistance of a liquid to an increase in its surface area. (10.2)
- Surroundings** everything in the universe surrounding a thermodynamic system. (6.1)
- Syndiotactic chain** a polymer chain in which the substituent groups such as  $\text{CH}_3$  are arranged on alternate sides of the chain. (22.5)
- Syngas** synthetic gas, a mixture of carbon monoxide and hydrogen, obtained by coal gasification. (6.6)
- System (thermodynamic)** that part of the universe on which attention is to be focused. (6.1)
- Systematic error** an error that always occurs in the same direction. (1.4)
- Tempering** a process in steel production that fine-tunes the proportions of carbon crystals and cementite by heating to intermediate temperatures followed by rapid cooling. (21.8)
- Termolecular step** a reaction involving the simultaneous collision of three molecules. (12.5)
- Tertiary structure (of a protein)** the overall shape of a protein, long and narrow or globular, maintained by different types of intramolecular interactions. (22.6)
- Theoretical yield** the maximum amount of a given product that can be formed when the limiting reactant is completely consumed. (3.11)
- Theory** a set of assumptions put forth to explain some aspect of the observed behavior of matter. (1.2)
- Thermal pollution** the oxygen-depleting effect on lakes and rivers of using water for industrial cooling and returning it to its natural source at a higher temperature. (11.3)
- Thermodynamic stability (nuclear)** the potential energy of a particular nucleus as compared to the sum of the potential energies of its component protons and neutrons. (19.1)
- Thermodynamics** the study of energy and its interconversions. (6.1)
- Thermoplastic polymer** a substance that when molded to a certain shape under appropriate conditions can later be remelted. (22.5)
- Thermoset polymer** a substance that when molded to a certain shape under pressure and high temperatures cannot be softened again or dissolved. (22.5)
- Third law of thermodynamics** the entropy of a perfect crystal at 0 K is zero. (17.5)
- Titration** a technique in which one solution is used to analyze another. (4.8)
- Torr** another name for millimeter of mercury (mm Hg). (5.1)
- Transfer RNA (tRNA)** a small RNA fragment that finds specific amino acids and attaches them to the protein chain as dictated by the codons in mRNA. (22.6)
- Transition metals** several series of elements in which inner orbitals (*d* or *f* orbitals) are being filled. (7.11; 20.1)
- Transuranium elements** the elements beyond uranium that are made artificially by particle bombardment. (19.3)
- Triple bond** a bond in which three pairs of electrons are shared by two atoms. (8.8)
- Triple point** the point on a phase diagram at which all three states of a substance are present. (10.9)
- Tyndall effect** the scattering of light by particles in a suspension. (11.8)
- Uncertainty (in measurement)** the characteristic that any measurement involves estimates and cannot be exactly reproduced. (1.4)
- Unimolecular step** a reaction step involving only one molecule. (12.5)
- Unit cell** the smallest repeating unit of a lattice. (10.3)
- Unit factor method** an equivalence statement between units used for converting from one unit to another. (1.6)
- Universal gas constant** the combined proportionality constant in the ideal gas law;  $0.08206 \text{ L} \cdot \text{atm/K} \cdot \text{mol}$  or  $8.3145 \text{ J/K} \cdot \text{mol}$ . (5.3)
- Valence electrons** the electrons in the outermost principal quantum level of an atom. (7.11)
- Valence shell electron-pair repulsion (VSEPR) model** a model whose main postulate is that the structure around a given atom in a molecule is determined principally by minimizing electron-pair repulsions. (8.13)
- Van der Waals equation** a mathematical expression for describing the behavior of real gases. (5.8)
- van't Hoff factor** the ratio of moles of particles in solution to moles of solute dissolved. (11.7)
- Vapor pressure** the pressure of the vapor over a liquid at equilibrium. (10.8)
- Vaporization (evaporization)** the change in state that occurs when a liquid evaporates to form a gas. (10.8)
- Viscosity** the resistance of a liquid to flow. (10.2)
- Volt** the unit of electrical potential defined as one joule of work per coulomb of charge transferred. (18.2)
- Voltmeter** an instrument that measures cell potential by drawing electric current through a known resistance. (18.2)
- Volumetric analysis** a process involving titration of one solution with another. (4.8)
- Vulcanization** a process in which sulfur is added to rubber and the mixture is heated, causing crosslinking of the polymer chains and thus adding strength to the rubber. (22.5)
- Wave function** a function of the coordinates of an electron's position in three-dimensional space that describes the properties of the electron. (7.5)
- Wave mechanical model** a model for the hydrogen atom in which the electron is assumed to behave as a standing wave. (7.5)
- Wavelength** the distance between two consecutive peaks or troughs in a wave. (7.1)
- Weak acid** an acid that dissociates only slightly in aqueous solution. (4.2; 14.2)

**Weak base** a base that reacts with water to produce hydroxide ions to only a slight extent in aqueous solution. (4.2; 14.6)

**Weak electrolyte** a material that, when dissolved in water, gives a solution that conducts only a small electric current. (4.2)

**Weight** the force exerted on an object by gravity. (1.3)

**Work** force acting over a distance. (6.1)

**X-ray diffraction** a technique for establishing the structure of crystalline solids by directing X rays of a single wavelength at a crystal

and obtaining a diffraction pattern from which interatomic spaces can be determined. (10.3)

**Zone of nuclear stability** the area encompassing the stable nuclides on a plot of their positions as a function of the number of protons and the number of neutrons in the nucleus. (19.1)

**Zone refining** a metallurgical process for obtaining a highly pure metal that depends on continuously melting the impure material and recrystallizing the pure metal. (21.8)

# Photo Credits

Page i: John Rizzo, Photonica

**Chapter 1** p. 1: Alamy; p. 3 (top left): Digital Instruments; p. 3 (top right): Randall M. Feenstra; p. 3 (bottom): IBM Research; p. 4: Jeremy Burgess/SPL/Photo Researchers, Inc.; p. 7: Photo © Cengage Learning. All rights reserved; p. 8 (top): NASA; p. 8 (bottom): The Granger Collection, New York; p. 9: Photo © Cengage Learning. All rights reserved; p. 17: Photo © Cengage Learning. All rights reserved; p. 23: Peter Steiner; p. 24: Richard Megna/Fundamental Photographs; p. 28 (top, all): Photo © Cengage Learning. All rights reserved; p. 28 (bottom): Kristen Brochmann/Fundamental Photographs. **Chapter 2** p. 39: Sinclair Stammers/Photo Researchers, Inc.; p. 41: Roald Hoffman; p. 42 (top): The Metropolitan Museum of Art, Purchase, Mr. and Mrs. Charles Wrightsman. Gift, in honor of Everett Fahy, 1977; p. 42 (bottom): Manchester Literary and Philosophical Society; p. 45: The Granger Collection, New York; p. 47 (top): Roger Du Buisson; p. 47 (bottom): The Cavendish Laboratory; p. 48 (top): Richard Megna/Fundamental Photographs; p. 48 (bottom): StockFood/Getty Images; p. 49 (top): The Granger Collection, New York; p. 49 (bottom): Topham Picture Library/The Image Works; p. 51: Photo © Cengage Learning. All rights reserved; p. 53 (left): Photo © Cengage Learning. All rights reserved; p. 53 (right): Ken O'Donoghue; p. 54 (top left, top left center, top right center): Photo © Cengage Learning. All rights reserved; p. 54 (top right): Charles D. Winters/Photo Researchers, Inc.; p. 54 (bottom): Photo © Cengage Learning. All rights reserved; p. 56: Photo © Cengage Learning. All rights reserved; p. 59: Photo © Cengage Learning. All rights reserved; p. 60: Richard Megna/Fundamental Photographs. **Chapter 3** p. 76: Josh McCulloch Archives/ddr.net; p. 77: Siede Preis/PhotoDisc; p. 78: Geoff Tompkinson/Photo Researchers, Inc.; p. 79: Photo © Cengage Learning. All rights reserved; p. 80 (top): David Young-Wolff/Alamy; p. 80 (bottom): Coco McCoy/Rainbow/Science Faction; p. 81: Ken O'Donoghue; p. 83 (left): Photo © Cengage Learning. All rights reserved; p. 83 (right): Tom Pantages; p. 84: Russ Lappa/SPL/Photo Researchers, Inc.; p. 85: Charles D. Winters/Photo Researchers, Inc.; p. 86: Kenneth Lorenzen; p. 87: John Humble/The Image Bank/Getty Images; p. 94: Ken O'Donoghue; p. 95: Ken O'Donoghue; p. 96: Ken O'Donoghue; p. 97 (both): Ken O'Donoghue; p. 107: Photo © Cengage Learning. All rights reserved. **Chapter 4** p. 129: Richard Megna/Fundamental Photographs; p. 133 (all): Ken O'Donoghue; p. 135: Royal Swedish Academy of Sciences; p. 138: Photo © Cengage Learning. All rights reserved; p. 143: Caliper Technologies Corporation; p. 145 (left): Richard Megna/Fundamental Photographs; p. 145 (center and right): Photo © Cengage Learning. All rights reserved; p. 147: Photo © Cengage Learning. All rights reserved; p. 148 (all): Photo © Cengage Learning. All rights reserved; p. 149: Photo © Cengage Learning. All rights reserved; p. 158 (all): Photo © Cengage Learning. All rights reserved; p. 161 (all): Photo © Cengage Learning. All rights reserved; p. 165: Photo © Cengage Learning. All rights reserved. **Chapter 5** p. 180: Chad Ehler/Stock Connection/ddr.net; p. 182 (both): Photo © Cengage Learning. All rights reserved; p. 183: Vanessa Vick/Photo Researchers, Inc.; p. 190: Ken O'Donoghue; p. 194: Roger Ressmeyer/Corbis; p. 195: Photo © Cengage Learning. All rights reserved; p. 202: Ford Motor Company; p. 206 (left): Photo © Cengage Learning. All rights reserved; p. 206 (right): Photo © Cengage Learning. All rights reserved; p. 209 (all): Ken O'Donoghue; p. 214: Ken O'Donoghue; p. 219 (both): The Field Museum; p. 220: David Woodfall/Stone/Getty Images. **Chapter 6** p. 235: Caren Brinkema/Science Faction; p. 237: Courtesy, Sierra Pacific Innovations; p. 242: Mark E. Gibson/Visuals Unlimited; p. 247: Neil Lucas/Nature Picture Library; p. 249: E.R. Degginger/Color-Pic, Inc.; p. 250: AP Photo/Itsuo Inouye; p. 252: Courtesy, Argonne National Laboratory; p. 253 (left): Rich Treptow/Visuals Unlimited; p. 253 (right): Comstock; p. 256: Photo © Cengage Learning. All rights reserved; p. 260: Photo © Cengage Learning. All rights reserved; p. 262: © Helga Lade/Peter Arnold; p. 266: NASA; p. 267: Courtesy, FPL Energy LLC; p. 271: Scott Olson/Getty Images; p. 272: Courtesy,

National Biodiesel Board, Inc.. **Chapter 7** p. 284: Ted Kinsman/Photo Researchers, Inc.; p. 286: Seth Resnick/Science Faction; p. 287: Ken O'Donoghue; p. 288: Donald W. Clegg; p. 289: Bettmann/Corbis; p. 290: AFP/Corbis; p. 293 (top): Courtesy, Sony; p. 293 (bottom): Dr. David Wexler/SPL/Photo Researchers, Inc.; p. 294: Jupiter Images; p. 296: American Institute of Physics; p. 299: PhotoDisc; p. 300: David Blackburn; p. 310: Art Resource; p. 311: Public Domain; p. 313: Photo © Cengage Learning. All rights reserved; p. 314 (top): Photo © Cengage Learning. All rights reserved; p. 314 (middle): Photo © Cengage Learning. All rights reserved; p. 314 (bottom): Photo by Leslie Zumdahl; p. 318: The Granger Collection, New York; p. 326 (top): Gabe McDonald/Visuals Unlimited; p. 326 (bottom): Photo © Cengage Learning. All rights reserved. **Chapter 8** p. 339: Norbert Wu/Minden Pictures; p. 340: Photo © Cengage Learning. All rights reserved; p. 348 (all): Ken O'Donoghue; p. 351: Courtesy, Aluminum Company of America; p. 354: Photo © Cengage Learning. All rights reserved; p. 359: Photo © Cengage Learning. All rights reserved; p. 360: Will & Deni McIntyre/Photo Researchers, Inc.; p. 365: Bancroft Library; p. 369: Courtesy, Carnegie Institute; p. 380: Photo © Cengage Learning. All rights reserved; pp. 382 (all): Ken O'Donoghue; p. 388: Kenneth Lorenzen; p. 390: Ken O'Donoghue. **Chapter 9** p. 399: Ken O'Donoghue; p. 403: Image Source; p. 419: Ken O'Donoghue; p. 423: Donald W. Clegg. **Chapter 10** p. 438: Kevin Schafer; p. 444: Photos © Cengage Learning. All rights reserved; p. 445 (both): Brian Parker/Tom Stack & Associates; p. 447: Michigan State University Chemistry Photo Gallery. Photo by Bruce Fox; p. 448 (both): Lord Corporation, Cary, NC; p. 450 (left): Comstock Images; p. 450 (center): Alfred Pasieka/Peter Arnold Inc.; p. 435 (right): Richard C. Walters/Visuals Unlimited; p. 453: Photo © Cengage Learning. All rights reserved; p. 454: Princeton University. Photo by Denise Applewhite; p. 456: Chip Clark; p. 457: Courtesy, RMS Titanic, Inc. All Rights Reserved; p. 459: Ken Eward/Photo Researchers, Inc.; p. 461: Louie Psihoyos/Science Faction; p. 462: Mathias Oppersdorff/Photo Researchers, Inc.; p. 466 (left): Photo © Cengage Learning. All rights reserved; p. 466 (center): Ken O'Donoghue; p. 466 (right): Photo © Cengage Learning. All rights reserved; p. 467: Courtesy, Oak Ridge National Laboratory; p. 475: Photo © Cengage Learning. All rights reserved; p. 483: Courtesy of Badger Fire Protection, Inc. **Chapter 11** p. 497: Horizon International/Alamy; p. 501: Photo © Cengage Learning. All rights reserved; p. 503: E.R. Degginger/Color-Pic, Inc.; p. 505 (top, left and right): Frank Cox; p. 505 (bottom): Photo © Cengage Learning. All rights reserved; p. 508: Betz/Visuals Unlimited; p. 510: © Thierry Urban/Corbis; p. 512: David Young-Wolff/PhotoEdit, Inc.; p. 517: Photo © Cengage Learning. All rights reserved; p. 518: Craig Newbauer; p. 519: Photo by Leslie Zumdahl; p. 522: Visuals Unlimited; p. 523 (left): Stanley Flagler/Visuals Unlimited; p. 523 (center and right): David M. Phillips/Visuals Unlimited; p. 524: Courtesy Southern California Electric; p. 526: Photo © Cengage Learning. All rights reserved; p. 527: Photo © Cengage Learning. All rights reserved; p. 528: Doug Allan/Animals, Animals. **Chapter 12** p. 539: Philippe Montigny/Vandystadt/Tips Images; p. 541 (top left): Bob Daemmrich/Stock Boston; p. 541 (top right): Thomas H. Brakefield; p. 541 (bottom right): E. Bordis/E-Stock Photo; p. 541 (bottom left): Tom Stillo/Omni-Photo Communication; p. 544 (left): Jeff Hunter/The Image Bank/Getty Images; p. 544 (right): David McNew/Getty Images; p. 568: Alvin E. Staffan/Photo Researchers, Inc.; p. 575: Ken Eward/Photo Researchers, Inc.; p. 576: NASA. **Chapter 13** p. 593: Richard Megna/Fundamental Photographs; p. 600: Howard Ande/AGStock; p. 604: Martin Bond/Science Photo Library/Photo Researchers, Inc.; p. 606: Richard Megna/Fundamental Photographs; p. 610: NASA; p. 623: Ken O'Donoghue; p. 625: Photos © Cengage Learning. All rights reserved; p. 636: Photos © Cengage Learning. All rights reserved. **Chapter 14** p. 638: J. Paul Moore/Digital Railroad.net; p. 640 (all): Photo © Cengage Learning. All rights reserved; p. 642: Ken O'Donoghue; p. 647: Ken O'Donoghue; p. 648: Copyright Los Angeles Times Syndicate; p. 654: Spencer Grant/PhotoEdit, Inc.; p. 658: Ken O'Donoghue; p. 660: Bob

Daemmrigh; p. 661: Photo © Cengage Learning. All rights reserved; p. 665: E.R. Degginger/Color-Pic, Inc.; p. 670: Photo © Cengage Learning. All rights reserved; p. 682: E.R. Degginger/Color-Pic, Inc. **Chapter 15** p. 697: National Cancer Institute/Photo Researchers, Inc.; p. 701: Ken O'Donoghue; p. 703 (both): Ken O'Donoghue; p. 714: Photo © Cengage Learning. All rights reserved; p. 728: Photos © Cengage Learning. All rights reserved; p. 729: Photo © Cengage Learning. All rights reserved; p. 730 (all): Photo © Cengage Learning. All rights reserved; p. 731: Photo © Cengage Learning. All rights reserved. **Chapter 16** p. 743: Adam Jones/Danita Delimont/Digital Railroad.net; p. 745: CNRI/Science Photo Library/Photo Researchers, Inc.; p. 747: Ken O'Donoghue; p. 748: Max A. Listgarten/Visuals Unlimited; p. 750: Ken O'Donoghue; p. 752: Fred Hirschmann/Science Faction/Getty Images; p. 757 (both): Ken O'Donoghue; p. 758: Photo © Cengage Learning. All rights reserved; p. 759: Photo © Cengage Learning. All rights reserved; p. 762 (both): Photo © Cengage Learning. All rights reserved. **Chapter 17** p. 772: Richard Megna/Fundamental Photographs; p. 775 (top left): Courtesy, Lars and Joan Anderson; p. 775 (top right): McPhoto/Woody Stock/Alamy; p. 775 (bottom): Photo © Cengage Learning. All rights reserved; p. 781: Tony Freeman/PhotoEdit, Inc.; p. 782: Photo © Cengage Learning. All rights reserved; p. 801: Thinkstock/Jupiter Images. **Chapter 18** p. 816: Torin Boyd/Polaris Images/Digital Railroad.net; p. 820 (all): Photos © Cengage Learning. All rights reserved; p. 826: Photo © Cengage Learning. All rights reserved; p. 834 (top): Photo © Cengage Learning. All rights reserved; p. 834 (bottom): Royal Institution; p. 836: Photo © Cengage Learning. All rights reserved; p. 837: Photo © Cengage Learning. All rights reserved; p. 841: Ken O'Donoghue; p. 842: Photo © Cengage Learning. All rights reserved; p. 843: Paul Silverman/Fundamental Photographs; p. 844: © Car Culture/Corbis; p. 850: Charles D. Winters/Photo Researchers, Inc.; p. 852: Courtesy, Mel Fisher's Motivation, Inc.; p. 853: Courtesy, Oberlin College Archives, Oberlin, Ohio; p. 855: Tom Hollyman/Photo Researchers, Inc.; p. 856: Bill Gallery/Stock Boston. **Chapter 19** p. 872: Ed Darack/Science Faction/Getty Images; p. 879: Simon Fraser/Medical Physics, RVI, Newcastle-Upon-Tyne/SPL; p. 882 (top): James A. Sugar/Corbis; p. 882 (bottom): Peter Ginter/Science Faction/Getty Images; p. 884 (top): Brigham Young University; p. 884 (bottom): Peter Dunwiddle/Visuals Unlimited; p. 887 (left): Richard Megna/Fundamental Photographs; p. 887 (center and right): SIU/Visuals Unlimited; p. 894: Marvin Lazarus/Photo Researchers, Inc.; p. 897 (both): Courtesy, Fermilab Visual Media Services. **Chapter 20** p. 907: © Walter Geiersperger/Corbis; p. 912: Wendell Metzen/Bruce Coleman; p. 913 (top): E.R. Degginger/Color-Pic, Inc.;

p. 913 (bottom): Photo © Cengage Learning. All rights reserved; p. 914 (both): Richard Megna/Fundamental Photographs; p. 916: Photo © Cengage Learning. All rights reserved; p. 919 (top): The Advertising Archive, London; p. 919 (bottom): Photo © Cengage Learning. All rights reserved; p. 920: Michael Holford; p. 921: The Granger Collection, New York; p. 923: Courtesy, Inert Systems; p. 925: Hugh Spencer/Photo Researchers, Inc.; p. 927 (both): Photo © Cengage Learning. All rights reserved; p. 930: Stephen Frisch; p. 933 (top): Eyebyte; p. 933 (bottom): Fred J. Maroon; p. 934: E.R. Degginger/Color-Pic, Inc.; p. 935: Farrell Grehan/Photo Researchers, Inc.; p. 936 (top left): Ken O'Donoghue; p. 936 (top right): E.R. Degginger/Color-Pic, Inc.; p. 936 (bottom): Ken O'Donoghue; p. 937 (top): Photo © Cengage Learning. All rights reserved; p. 937 (bottom): Yoav Levy/Phototake USA; p. 941: AP Photo/Donna McWilliam. **Chapter 21** p. 953: Chip Clark; p. 955: Image Source/Jupiter Images; p. 956 (top left and right): Paul Silverman/Fundamental Photographs; p. 956 (bottom right): Ken O'Donoghue; p. 956 (bottom left): Photo © Cengage Learning. All rights reserved; p. 957: Photo © Cengage Learning. All rights reserved; p. 960 (top): RNHRD NHS Trust/Stone/Getty Images; p. 960 (bottom): Ken O'Donoghue; p. 963: Photo © Cengage Learning. All rights reserved; p. 967 (both): Photo © Cengage Learning. All rights reserved; p. 972: Martin Bough/Fundamental Photographs; p. 979: Tom Pantages; p. 980: Ken O'Donoghue; p. 985 (top): Stanley Flegler/Visuals Unlimited; p. 985 (bottom): Galen Rowell/Peter Arnold; p. 986: Luis Veiga/The Image Bank/Getty Images; p. 987: Victoire de Marco Pantani/Gamma Liaison/Getty Images; p. 999 (all): Photos © Cengage Learning. All rights reserved; p. 1000: Photos © Cengage Learning. All rights reserved. **Chapter 22** p. 1005: John Warbuton-Lee/Danita Delimont/Digital Railroad.net; p. 1012: Photo © Cengage Learning. All rights reserved; p. 1016: Chuck Keeler Jr.; p. 1020: Ian Shaw/Stone/Getty Images; p. 1021: AP Photo/Charlie Neibergall; p. 1023: Inga Spence/Visuals Unlimited; p. 1025 (top): Photo © Cengage Learning. All rights reserved; p. 1025 (bottom): Laguna Design/Science Photo Library/Photo Researchers, Inc.; p. 1026: Phil Nelson; p. 1027 (top) Courtesy, Dupont Company; p. 1027 (bottom): Ron Boardman/Frank Lane Picture Agency/Corbis; p. 1028: Wendell Metzen/Index Stock Imagery/Jupiter Images; p. 1030: Photo © Cengage Learning. All rights reserved; p. 1033 (top): Bob Gomel; p. 1033 (bottom): Michael Abbey/Science Photo Library/Photo Researchers, Inc.; p. 1034: Ken Eward/Biografx/Science Source/Photo Researchers, Inc.; p. 1041 (both): Photo © Cengage Learning. All rights reserved; p. 1043: Photo © Cengage Learning. All rights reserved; p. 1045: Alfred Pasiaka/Science Source/Photo Researchers, Inc.

# Answers to Selected Exercises

The answers listed here are from the *Complete Solutions Guide*, in which rounding is carried out at each intermediate step in a calculation in order to show the correct number of significant figures for that step. Therefore, an answer given here may differ in the last digit from the result obtained by carrying extra digits throughout the entire calculation and rounding at the end (the procedure you should follow).

## Chapter 1

**19.** A law summarizes what happens, e.g., law of conservation of mass in a chemical reaction or the ideal gas law,  $PV = nRT$ . A theory (model) is an attempt to explain why something happens. Dalton's atomic theory explains why mass is conserved in a chemical reaction. The kinetic molecular theory explains why pressure and volume are inversely related at constant temperature and moles of gas. **21.** The fundamental steps are (1) making observations; (2) formulating hypotheses; (3) performing experiments to test the hypotheses. The key to the scientific method is performing experiments to test hypotheses. If after the test of time, the hypotheses seem to account satisfactorily for some aspect of natural behavior, then the set of tested hypotheses turns into a theory (model). However, scientists continue to perform experiments to refine or replace existing theories. **23.** A qualitative observation expresses what makes something what it is; it does not involve a number; e.g., the air we breathe is a mixture of gases, ice is less dense than water, rotten milk stinks. The SI units are mass in grams, length in meters, and volume in the derived units of  $m^3$ . The assumed uncertainty in a number is  $\pm 1$  in the last significant figure of the number. The precision of an instrument is related to the number of significant figures associated with an experimental reading on that instrument. Different instruments for measuring mass, length, or volume have varying degrees of precision. Some instruments only give a few significant figures for a measurement while others will give more significant figures. **25.** Significant figures are the digits we associate with a number. They contain all of the certain digits and the first uncertain digit (the first estimated digit). What follows is one thousand indicated to varying numbers of significant figures: 1000 or  $1 \times 10^3$  (1 S.F.);  $1.0 \times 10^3$  (2 S.F.);  $1.00 \times 10^3$  (3 S.F.); 1000. or  $1.000 \times 10^3$  (4 S.F.). To perform the calculation, the addition/subtraction significant rule is applied to 1.5 - 1.0. The result of this is the one significant figure answer of 0.5. Next, the multiplication/division rule is applied to 0.5/0.50. A one significant number divided by a two significant number yields an answer with one significant figure (answer = 1). **27.** The slope of the  $T_F$  vs.  $T_C$  plot is 1.8 (= 9/5) and the y-intercept is 32°F. The slope of  $T_C$  vs.  $T_K$  plot is 1 and the y-intercept is -273°C. **29. a.** exact; **b.** inexact; **c.** exact; **d.** inexact **31. a.** 3; **b.** 4; **c.** 4; **d.** 1; **e.** 7; **f.** 1; **g.** 3; **h.** 3 **33. a.**  $3.42 \times 10^{-4}$ ; **b.**  $1.034 \times 10^4$ ; **c.**  $1.7992 \times 10^1$ ; **d.**  $3.37 \times 10^5$  **35. a.** 641.0; **b.** 1.327; **c.** 77.34; **d.** 3215; **e.** 0.420 **37. a.** 188.1; **b.** 12; **c.**  $4 \times 10^{-7}$ ; **d.**  $6.3 \times 10^{-26}$ ; **e.** 4.9; Uncertainty appears in the first decimal place. The average of several numbers can be only as precise as the least precise number. Averages can be exceptions to the significant figure rules. **f.** 0.22 **39. a.** 84.3 mm; **b.** 2.41 m; **c.**  $2.945 \times 10^{-5}$  cm; **d.** 14.45 km; **e.**  $2.353 \times 10^5$  mm; **f.** 0.9033  $\mu\text{m}$  **41. a.** 8 lb and 9.9 oz;  $20\frac{1}{2}$  in; **b.**  $4.0 \times 10^4$  km,  $4.0 \times 10^7$  m; **c.**  $1.2 \times 10^{-2}$  m<sup>3</sup>, 12 L, 730 in<sup>3</sup>, 0.42 ft<sup>3</sup> **43. a.**  $4.00 \times 10^2$  rods; 10.0 furlongs;  $2.01 \times 10^3$  m; 2.01 km; **b.** 8390.0 rods; 209.75 furlongs; 42,195 m; 42,195 km **45. a.** 0.373 kg, 0.822 lb; **b.** 31.1 g, 156 carats; **c.** 19.3 cm<sup>3</sup> **47.**  $2.95 \times 10^9$  knots;  $3.36 \times 10^9$  mi/h **49.** To the proper number of significant figures, the car is traveling at 40. mi/h, which would not violate the speed limit. **51.** \$1.62/lb **53. a.** -273°C, 0 K; **b.** -40°C, 233 K; **c.** 20°C, 293 K; **d.**  $4 \times 10^7$  °C,  $4 \times 10^7$  K **55. a.** 312.4 K; 102.6°F; **b.** 248 K; -13°F; **c.** 0 K; -459°F; **d.** 1074 K; 1470°F **57.** 160.°C = 320.°F **59.** It will float (density = 0.80 g/cm<sup>3</sup>). **61.**  $1 \times 10^6$  g/cm<sup>3</sup> **63. a.** 0.28 cm<sup>3</sup>; **b.** 49 carats

**65.** 3.8 g/cm<sup>3</sup> **67. a.** Both are the same mass; **b.** 1.0 mL mercury; **c.** Both are the same mass; **d.** 1.0 L benzene **69. a.** 1.0 kg feather; **b.** 100 g water; **c.** same **71.** 2.77 cm **73. a.** Picture iv represents a gaseous compound. Pictures ii and iii also contain a gaseous compound but have a gaseous element present. **b.** Picture vi represents a mixture of two gaseous elements. **c.** Picture v represents a solid element. **d.** Pictures ii and iii both represent a mixture of a gaseous element and a gaseous compound. **75. a.** heterogeneous; **b.** homogeneous (hopefully); **c.** homogeneous; **d.** homogeneous (hopefully); **e.** heterogeneous; **f.** heterogeneous **77. a.** pure; **b.** mixture; **c.** mixture; **d.** pure; **e.** mixture (copper and zinc); **f.** pure; **g.** mixture; **h.** mixture; **i.** mixture. Iron and uranium are elements. Water is a compound. **79.** Compound **81. a.** physical; **b.** chemical; **c.** physical; **d.** chemical **83.** 24 capsules **85.** 15–22 mg/kg **87.** Gas: \$62.5; E85: \$63.3 **89.**  $7 \times 10^5$  kg mercury **91.** Chemical changes: b, c, and d; physical changes: a, e, and f **93.**  $1.0 \times 10^5$  bags **95.**  $3.0 \times 10^{17}$  m **97.** 56.56°C **99. a.** Volume  $\times$  density = mass; the orange block is more dense. Since mass (orange) > mass (blue) and volume (orange) < volume (blue), the density of the orange block must be greater to account for the larger mass of the orange block. **b.** Which block is more dense cannot be determined. Since mass (orange) > mass (blue) and volume (orange) > volume (blue), the density of the orange block may or may not be larger than the blue block. If the blue block is more dense, then its density cannot be so large that the mass of the smaller blue block becomes larger than the orange block mass. **c.** The blue block is more dense. Since mass (blue) = mass (orange) and volume (blue) < volume (orange), the density of the blue block must be larger to equate the masses. **d.** The blue block is more dense. Since mass (blue) > mass (orange) and the volumes are equal, the density of the blue block must be larger to give the blue block the larger mass. **101.**  $8.5 \pm 0.5$  g/cm<sup>3</sup> **103.** In a subtraction, the result gets smaller, but the uncertainties add. If the two numbers are very close together, the uncertainty may be larger than the result. For example, let us assume we want to take the difference of the following two measured quantities,  $999,999 \pm 2$  and  $999,996 \pm 2$ . The difference is  $3 \pm 4$ . Because of the larger uncertainty, subtracting two similar numbers is bad practice. **105. a.** 2%; **b.** 2.2%; **c.** 0.2% **107.**  $d_{\text{old}} = 8.8$  g/cm<sup>3</sup>,  $d_{\text{new}} = 7.17$  g/cm<sup>3</sup>;  $d_{\text{new}}/d_{\text{old}} = \text{mass}_{\text{new}}/\text{mass}_{\text{old}} = 0.81$ ; The difference in mass is accounted for by the difference in the alloy used (if the assumptions are correct). **109.** 7.0% **111. a.** One possibility is that rope B is not attached to anything and rope A and rope C are connected via a pair of pulleys and/or gears; **b.** Try to pull rope B out of the box. Measure the distance moved by C for a given movement of A. Hold either A or C firmly while pulling on the other rope. **113.** \$160./person;  $3.20 \times 10^3$  nickels/person; 85.6 £/person **115.**  $200.0^\circ\text{F} = 93.33^\circ\text{C}$ ;  $-100.0^\circ\text{F} = -73.33^\circ\text{C}$ ;  $93.33^\circ\text{C} = 366.48$  K;  $-73.33^\circ\text{C} = 199.82$  K; difference of temperatures in °C = 166.66; difference of temperatures in K = 166.66; No, there is not a difference of 300 degrees in °C or K.

## Chapter 2

**17.** A compound will always contain the same numbers (and types) of atoms. A given amount of hydrogen will react only with a specific amount of oxygen. Any excess oxygen will remain unreacted. **19.** Law of conservation of mass: mass is neither created nor destroyed. The mass before a chemical reaction always equals the mass after a chemical reaction. Law of definite proportion: a given compound always contains exactly the same proportion of elements by mass. Water is always 1 g H for every 8 g oxygen. Law of multiple proportions: When two elements form a series of compounds, the ratios of the mass of the second element that combine with one gram of the first element can always be reduced to small whole numbers. For CO<sub>2</sub> and CO discussed in Section 2.2, the mass ratios of oxygen that react with 1 g of carbon in each compound are

in a 2:1 ratio. **21.** J. J. Thomson's study of cathode-ray tubes led him to postulate the existence of negatively charged particles, which we now call electrons. Ernest Rutherford and his alpha bombardment of metal foil experiments led him to postulate the nuclear atom—an atom with a tiny dense center of positive charge (the nucleus) with electrons moving about the nucleus at relatively large distances away; the distance is so large that an atom is mostly empty space. **23.** The number and arrangement of electrons in an atom determines how the atom will react with other atoms. The electrons determine the chemical properties of an atom. The number of neutrons present determine the isotope identity. **25.** 2; the ratio increases **27.** Metallic character increases as one goes down a family and decreases from left to right across the periodic table. **29.** Statements a and b are true. Counting over in the periodic table, element 118 will be the next noble gas (a nonmetal). For statement c, hydrogen has mostly nonmetallic properties. For statement d, a family of elements is also known as a group of elements. For statement e, two items are incorrect. When a metal reacts with a nonmetal, an ionic compound is produced and the formula of the compound would be AX<sub>2</sub> (since alkaline earth metals form +2 ions and halogens form -1 ions in ionic compounds). The correct statement would be: When alkaline earth metal, A, reacts with a halogen, X, the formula of the ionic compound formed should be AX<sub>2</sub>. **31. a.** The composition of a substance depends on the number of atoms of each element making up the compound (depends on the formula of the compound) and not on the composition of the mixture from which it was formed. **b.** Avogadro's hypothesis implies that volume ratios are equal to molecule ratios at constant temperature and pressure. H<sub>2</sub>(g) + Cl<sub>2</sub>(g) → 2 HCl(g); from the balanced equation, the volume of HCl produced will be twice the volume of H<sub>2</sub> (or Cl<sub>2</sub>) reacted. **33.** 88.0 g **35.** All the masses of hydrogen in these three compounds can be expressed as simple whole-number ratios. The g H/g N in hydrazine, ammonia, and hydrogen azide are in the ratios 6:9:1. **37.** O, 7.94; Na, 22.8; Mg, 11.9; O and Mg are incorrect by a factor of ≈ 2; correct formulas are H<sub>2</sub>O, Na<sub>2</sub>O, and MgO. **39.** Using  $r = 5 \times 10^{-14}$  cm,  $d_{\text{nucleus}} = 3 \times 10^{15}$  g/cm<sup>3</sup>; using  $r = 1 \times 10^{-8}$  cm,  $d_{\text{atom}} = 0.4$  g/cm<sup>3</sup> **41.** 37 **43.** sodium, Na; radium, Ra; iron, Fe; gold, Au; manganese, Mn; lead, Pb **45.** Sn, tin; Pt, platinum; Hg, mercury; Mg, magnesium; K, potassium; Ag, silver **47. a.** Metals: Mg, Ti, Au, Bi, Ge, Eu, Am; nonmetals: Si, B, At, Rn, Br; **b.** metalloids: Si, Ge, B, At. The elements at the boundary between the metals and the nonmetals are B, Si, Ge, As, Sb, Te, Po, and At. These elements are all considered metalloids. Aluminum has mostly properties of metals. **49. a.** transition metals; **b.** alkaline earth metals; **c.** alkali metals; **d.** noble gases; **e.** halogens **51. a.** 35 p, 44 n, 35 e; **b.** 35 p, 46 n, 35 e; **c.** 94 p, 145 n, 94 e; **d.** 55 p, 78 n, 55 e; **e.** 1 p, 2 n, 1 e; **f.** 26 p, 30 n, 26 e **53. a.** <sup>17</sup>O; **b.** <sup>37</sup>Cl; **c.** <sup>60</sup>Co; **d.** <sup>57</sup>Fe; **e.** <sup>131</sup>I; **f.** <sup>7</sup>Li **55. a.** 56 p; 54 e; **b.** 30 p; 28 e; **c.** 7 p; 10 e; **d.** 37 p; 36 e; **e.** 27 p; 24 e; **f.** 52 p; 54 e; **g.** 35 p; 36 e **57.** <sup>151</sup>Eu<sup>3+</sup>; <sup>118</sup>Sn<sup>2+</sup> **59.** <sup>238</sup>U, 92 p, 146 n, 92 e, 0; <sup>40</sup>Ca<sup>2+</sup>, 20 p, 20 n, 18 e, 2+; <sup>51</sup>V<sup>3+</sup>, 23 p, 28 n, 20 e, 3+; <sup>89</sup>Y, 39 p, 50 n, 39 e, 0; <sup>79</sup>Br<sup>-</sup>, 35 p, 44 n, 36 e, 1-; <sup>31</sup>P<sup>3-</sup>, 15 p, 16 n, 18 e, 3- **61. a.** lose 2 e<sup>-</sup> to form Ra<sup>2+</sup>; **b.** lose 3 e<sup>-</sup> to form In<sup>3+</sup>; **c.** gain 3 e<sup>-</sup> to form P<sup>3-</sup>; **d.** gain 2 e<sup>-</sup> to form Te<sup>2-</sup>; **e.** gain 1 e<sup>-</sup> to form Br<sup>-</sup>; **f.** lose 1 e<sup>-</sup> to form Rb<sup>+</sup> **63. a.** sodium bromide; **b.** rubidium oxide; **c.** calcium sulfide; **d.** aluminum iodide; **e.** SrF<sub>2</sub>; **f.** Al<sub>2</sub>Se<sub>3</sub>; **g.** K<sub>3</sub>N; **h.** Mg<sub>3</sub>P<sub>2</sub> **65. a.** cesium fluoride; **b.** lithium nitride; **c.** silver sulfide (Silver forms only +1 ions so no Roman numerals are needed); **d.** manganese(IV) oxide; **e.** titanium(IV) oxide; **f.** strontium phosphide **67. a.** barium sulfite; **b.** sodium nitrite; **c.** potassium permanganate; **d.** potassium dichromate **69. a.** dinitrogen tetroxide; **b.** iodine trichloride; **c.** sulfur dioxide; **d.** diphosphorus pentasulfide **71. a.** copper(I) iodide; **b.** copper(II) iodide; **c.** cobalt(II) iodide; **d.** sodium carbonate; **e.** sodium hydrogen carbonate or sodium bicarbonate; **f.** tetrasulfur tetranitride; **g.** sulfur tetrafluoride; **h.** sodium hypochlorite; **i.** barium chromate; **j.** ammonium nitrate **73.** selenate; selenite; tellurate; tellurite **75. a.** SF<sub>2</sub>; **b.** SF<sub>6</sub>; **c.** NaH<sub>2</sub>PO<sub>4</sub>; **d.** Li<sub>3</sub>N; **e.** Cr<sub>2</sub>(CO<sub>3</sub>)<sub>3</sub>; **f.** SnF<sub>2</sub>; **g.** NH<sub>4</sub>C<sub>2</sub>H<sub>3</sub>O<sub>2</sub>; **h.** NH<sub>4</sub>HSO<sub>4</sub>; **i.** Co(NO<sub>3</sub>)<sub>3</sub>; **j.** Hg<sub>2</sub>Cl<sub>2</sub>; Mercury(I) exists as Hg<sub>2</sub><sup>2+</sup> ions. **k.** KClO<sub>3</sub>; **l.** NaH **77. a.** Na<sub>2</sub>O; **b.** Na<sub>2</sub>O<sub>2</sub>; **c.** KCN; **d.** Cu(NO<sub>3</sub>)<sub>2</sub>; **e.** SeBr<sub>4</sub>; **f.** HIO<sub>2</sub>; **g.** PbS<sub>2</sub>; **h.** CuCl; **i.** GaAs (from the positions in the periodic table, Ga<sup>3+</sup> and As<sup>3-</sup> are the predicted ions); **j.** CdSe; **k.** ZnS; **l.** HNO<sub>2</sub>; **m.** P<sub>2</sub>O<sub>5</sub> **79. a.** nitric acid, HNO<sub>3</sub>; **b.** perchloric acid, HClO<sub>4</sub>; **c.** acetic acid, HC<sub>2</sub>H<sub>3</sub>O<sub>2</sub>; **d.** sulfuric acid, H<sub>2</sub>SO<sub>4</sub>; **e.** phosphoric acid, H<sub>3</sub>PO<sub>4</sub> **81.** <sup>12</sup>C: 6 p, 6 n, 6 e; <sup>14</sup>C:

6 p, 8 n, 6 e **83.** 26 p, 27 n, 24 e **85.** They both should have the same nutritional value because both sources produce the same chemical compound, C<sub>6</sub>H<sub>5</sub>NO<sub>2</sub>. **87.** Yes, 1.0 g H would react with 37.0 g <sup>37</sup>Cl and 1.0 g H would react with 35.0 g <sup>35</sup>Cl. No, the mass ratio of H/Cl would always be 1 g H/37 g Cl for <sup>37</sup>Cl and 1 g H/35 g Cl for <sup>35</sup>Cl. As long as we had pure <sup>35</sup>Cl or pure <sup>37</sup>Cl, these ratios will always hold. If we have a mixture (such as the natural abundance of chlorine), the ratio will also be constant as long as the composition of the mixture of the two isotopes does not change. **89.** Only statement a is true. For statement b, X has 34 protons. For statement c, X has 45 neutrons. For statement d, X is selenium. **91. a.** lead(II) acetate; **b.** copper(II) sulfate; **c.** calcium oxide; **d.** magnesium sulfate; **e.** magnesium hydroxide; **f.** calcium sulfite; **g.** dinitrogen monoxide or nitrous oxide (common) **93.** X = Ra, 142 neutrons **95. a.** Ca<sub>3</sub>N<sub>2</sub>; calcium nitride; **b.** K<sub>2</sub>O; potassium oxide; **c.** RbF; rubidium fluoride; **d.** MgS; magnesium sulfide; **e.** BaI<sub>2</sub>; barium iodide; **f.** Al<sub>2</sub>Se<sub>3</sub>; aluminum selenide; **g.** Cs<sub>3</sub>P; cesium phosphide; **h.** InBr<sub>3</sub>; indium(III) bromide (In forms compounds with +1 and +3 ions. You would predict a +3 ion from the position of In in the periodic table.) **97.** 116 g S; 230. g O **99.** Cu, Ag, and Au **101.** C:H = 8:18 or 4:9 **103.** The ratio of the masses of R that combine with 1.00 g Q is 3:1, as expected by the law of multiple proportions. R<sub>2</sub>Q is the formula of the first compound. **105. a.** The compounds are isomers of each other. Isomers are compounds with the same formula but the atoms are attached differently, resulting in different properties. **b.** When wood burns, most of the solid material is converted to gases, which escape. **c.** Atoms are not an indivisible particle. Atoms are composed of electrons, neutrons, and protons. **d.** The two hydride samples contain different isotopes of either hydrogen and/or lithium. Isotopes may have different masses but have similar chemical properties. **107.** CO<sub>2</sub> **109.** tantalum(V) oxide; the formula would have the same subscripts, Ta<sub>2</sub>S<sub>5</sub>; 40 protons **111.** Ge<sup>4+</sup>; <sup>99</sup>Tc

### Chapter 3

**23.** From the relative abundances, there would be 9889 atoms of <sup>12</sup>C and 111 atoms of <sup>13</sup>C in the 10,000-atom sample. The average mass of carbon is independent of the sample size; it will always be 12.01 amu. The total mass would be 1.201 × 10<sup>5</sup> amu. For one mol of carbon (6.022 × 10<sup>23</sup> atoms C), the average mass would still be 12.01 amu. There would be 5.955 × 10<sup>23</sup> atoms of <sup>12</sup>C and 6.68 × 10<sup>21</sup> atoms of <sup>13</sup>C. The total mass would be 7.233 × 10<sup>24</sup> amu. The total mass in grams is 12.01 g/mol. **25.** Each person would have 100 trillion dollars. **27.** The mass percent of a compound is a constant no matter what amount of substance is present. Compounds always have constant composition. **29.** The theoretical yield is the stoichiometric amount of product that should form if the limiting reactant is completely consumed and the reaction has 100% yield. **31.** The information needed is mostly the coefficients in the balanced equation and the molar masses of the reactants and products. For percent yield, we would need the actual yield of the reaction and the amounts of reactants used.

**a.** mass of CB produced = 1.00 × 10<sup>4</sup> molecules A<sub>2</sub>B<sub>2</sub> ×

$$\frac{1 \text{ mol A}_2\text{B}_2}{6.022 \times 10^{23} \text{ molecules A}_2\text{B}_2} \times \frac{2 \text{ mol CB}}{1 \text{ mol A}_2\text{B}_2} \times \frac{\text{molar mass of CB}}{\text{mol CB}}$$

**b.** atoms of A produced = 1.00 × 10<sup>4</sup> molecules A<sub>2</sub>B<sub>2</sub> ×  $\frac{2 \text{ atoms A}}{1 \text{ molecule A}_2\text{B}_2}$

**c.** mol of C reacted = 1.00 × 10<sup>4</sup> molecules A<sub>2</sub>B<sub>2</sub> ×

$$\frac{1 \text{ mol A}_2\text{B}_2}{6.022 \times 10^{23} \text{ molecules A}_2\text{B}_2} \times \frac{2 \text{ mol C}}{1 \text{ mol A}_2\text{B}_2}$$

**d.** % yield =  $\frac{\text{actual mass}}{\text{theoretical mass}} \times 100$ ; The theoretical mass of CB produced

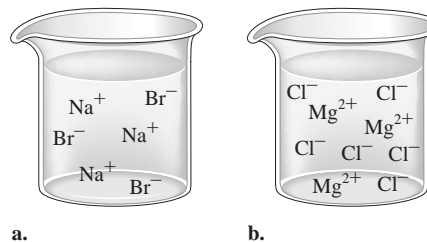
was calculated in part a. If the actual mass of CB produced is given, then the percent yield can be determined for the reaction using the percent yield equation. **33.** 207.2 amu, Pb **35.** 185 amu **37.** 48% <sup>151</sup>Eu and 52% <sup>153</sup>Eu **39.** There are three peaks in the mass spectrum, each 2 mass units apart. This is consistent with two isotopes, differing in mass by two mass units. **41.** 4.64 × 10<sup>-20</sup> g Fe **43.** 1.00 × 10<sup>22</sup> atoms C **45.** Al<sub>2</sub>O<sub>3</sub>, 101.96 g/mol; Na<sub>3</sub>AlF<sub>6</sub>,

209.95 g/mol **47. a.** 17.03 g/mol; **b.** 32.05 g/mol; **c.** 252.08 g/mol  
**49. a.** 0.0587 mol NH<sub>3</sub>; **b.** 0.0312 mol N<sub>2</sub>H<sub>4</sub>; **c.**  $3.97 \times 10^{-3}$  mol (NH<sub>4</sub>)<sub>2</sub>Cr<sub>2</sub>O<sub>7</sub>  
**51. a.** 85.2 g NH<sub>3</sub>; **b.** 160. g N<sub>2</sub>H<sub>4</sub>; **c.** 1260 g (NH<sub>4</sub>)<sub>2</sub>Cr<sub>2</sub>O<sub>7</sub> **53. a.** 70.1 g N;  
**b.** 140. g N; **c.** 140. g N **55. a.**  $3.54 \times 10^{22}$  molecules NH<sub>3</sub>; **b.**  $1.88 \times 10^{22}$   
 molecules N<sub>2</sub>H<sub>4</sub>; **c.**  $2.39 \times 10^{21}$  formula units (NH<sub>4</sub>)<sub>2</sub>Cr<sub>2</sub>O<sub>7</sub> **57. a.**  $3.54 \times$   
 $10^{22}$  atoms N; **b.**  $3.76 \times 10^{22}$  atoms N; **c.**  $4.78 \times 10^{21}$  atoms N **59. 2.77 \times**  
 $10^{19}$  molecules; 3.26 mg Cl **61. a.** 0.9393 mol; **b.**  $2.17 \times 10^{-4}$  mol; **c.**  $2.5 \times$   
 $10^{-8}$  mol **63. a.**  $4.01 \times 10^{22}$  atoms N; **b.**  $5.97 \times 10^{22}$  atoms N; **c.**  $3.67 \times$   
 $10^{22}$  atoms N; **d.**  $6.54 \times 10^{22}$  atoms N **65. a.** 165.39 g/mol; **b.** 3.023 mol;  
**c.** 3.3 g; **d.**  $5.5 \times 10^{22}$  atoms; **e.** 1.6 g; **f.**  $1.373 \times 10^{-19}$  g **67. a.** 50.00% C,  
 5.595% H, 44.41% O; **b.** 55.80% C, 7.025% H, 37.18% O; **c.** 67.90% C, 5.699%  
 H, 26.40% N **69. NO<sub>2</sub> = N<sub>2</sub>O<sub>4</sub> < NO < N<sub>2</sub>O** **71. 6.54 \times 10<sup>4</sup> g/mol**  
**73. a.** 39.99% C, 6.713% H, 53.30% O; **b.** 40.00% C, 6.714% H, 53.29% O;  
**c.** 40.00% C, 6.714% H, 53.29% O (all the same except for rounding differences)  
**75. a.** NO<sub>2</sub>; **b.** CH<sub>2</sub>; **c.** P<sub>2</sub>O<sub>5</sub>; **d.** CH<sub>2</sub>O **77. C<sub>3</sub>H<sub>6</sub>O<sub>2</sub>** **79. compound I:**  
 HgO; **compound II:** Hg<sub>2</sub>O **81. SN; S<sub>4</sub>N<sub>4</sub>** **83. C<sub>3</sub>H<sub>5</sub>Cl; C<sub>6</sub>H<sub>10</sub>Cl<sub>2</sub>** **85. C<sub>3</sub>H<sub>8</sub>**  
**87. C<sub>3</sub>H<sub>4</sub>, C<sub>9</sub>H<sub>12</sub>** **89. a.** C<sub>6</sub>H<sub>12</sub>O<sub>6</sub>(s) + 6O<sub>2</sub>(g) → 6CO<sub>2</sub>(g) + 6H<sub>2</sub>O(g);  
**b.** Fe<sub>2</sub>S<sub>3</sub>(s) + 6HCl(g) → 2FeCl<sub>3</sub>(s) + 3H<sub>2</sub>S(g); **c.** CS<sub>2</sub>(l) + 2NH<sub>3</sub>(g) →  
 H<sub>2</sub>S(g) + NH<sub>4</sub>SCN(s) **91. 2H<sub>2</sub>O<sub>2</sub>(aq)  $\xrightarrow{\text{MnO}_2}$  2H<sub>2</sub>O(l) + O<sub>2</sub>(g)** **93. a.**  
 3Ca(OH)<sub>2</sub>(aq) + 2H<sub>3</sub>PO<sub>4</sub>(aq) → 6H<sub>2</sub>O(l) + Ca<sub>3</sub>(PO<sub>4</sub>)<sub>2</sub>(s); **b.** Al(OH)<sub>3</sub>(s) +  
 3HCl(aq) → AlCl<sub>3</sub>(aq) + 3H<sub>2</sub>O(l); **c.** 2AgNO<sub>3</sub>(aq) + H<sub>2</sub>SO<sub>4</sub>(aq) → Ag<sub>2</sub>SO<sub>4</sub>(s)  
 + 2HNO<sub>3</sub>(aq) **95. a.** 2C<sub>6</sub>H<sub>6</sub>(l) + 15O<sub>2</sub>(g) → 12CO<sub>2</sub>(g) + 6H<sub>2</sub>O(g);  
**b.** 2C<sub>4</sub>H<sub>10</sub>(g) + 13O<sub>2</sub>(g) → 8CO<sub>2</sub>(g) + 10H<sub>2</sub>O(g); **c.** C<sub>10</sub>H<sub>22</sub>O<sub>11</sub>(s) + 12O<sub>2</sub>(g)  
 → 12CO<sub>2</sub>(g) + 11H<sub>2</sub>O(g); **d.** 4Fe(s) + 3O<sub>2</sub>(g) → 2Fe<sub>2</sub>O<sub>3</sub>(s); **e.** 4FeO(s) +  
 O<sub>2</sub>(g) → 2Fe<sub>2</sub>O<sub>3</sub>(s) **97. a.** SiO<sub>2</sub>(s) + 2C(s) → Si(s) + 2CO(g); **b.** SiCl<sub>4</sub>(l) +  
 2Mg(s) → Si(s) + 2MgCl<sub>2</sub>(s); **c.** Na<sub>2</sub>SiF<sub>6</sub>(s) + 4Na(s) → Si(s) + 6NaF(s)  
**99. 7.26 g Al; 21.5 g Fe<sub>2</sub>O<sub>3</sub>; 13.7 g Al<sub>2</sub>O<sub>3</sub>** **101. 4.355 kg** **103. a.** 0.076 g;  
**b.** 0.052 g **105. 7.2 \times 10<sup>4</sup> g** **107. 2NO(g) + O<sub>2</sub>(g) → 2NO<sub>2</sub>(g); NO is limit-**  
**ing. 109. a.**  $1.22 \times 10^3$  g; 284 g H<sub>2</sub> unreacted **111. 2.81 \times 10<sup>6</sup> g HCN;**  
 $5.63 \times 10^6$  g H<sub>2</sub>O **113. 82.8% 115. 1.20 \times 10<sup>3</sup> kg = 1.20 metric tons**  
**117. 176.12 g/mol; 2.839 \times 10<sup>-3</sup> mol; 1.710 \times 10<sup>21</sup> molecules** **119. a.** 294.30  
 g/mol; **b.**  $3.40 \times 10^{-2}$  mol; **c.** 459 g; **d.**  $1.0 \times 10^{19}$  molecules; **e.**  $4.9 \times 10^{21}$   
 atoms; **f.**  $4.9 \times 10^{-13}$  g; **g.**  $4.887 \times 10^{-22}$  g **121. 1360 g/mol** **123. C<sub>3</sub>H<sub>5</sub>O<sub>2</sub>;**  
 C<sub>6</sub>H<sub>10</sub>O<sub>4</sub> **125. a.** 73.9 g; **b.**  $1.30 \times 10^2$  g **127. 0.301 g; 3.6 \times 10<sup>-2</sup> g HCl**  
 unreacted **129. <sup>12</sup>C<sup>16</sup>O** **131. 6** **133. a.** stoichiometric mixture; **b.** O<sub>2</sub>;  
**c.** H<sub>2</sub>; **d.** H<sub>2</sub>; **e.** H<sub>2</sub>; **f.** stoichiometric mixture; **g.** H<sub>2</sub> **135. 9.25 \times 10<sup>22</sup> H atoms**  
**137. 4.30 \times 10<sup>-2</sup> mol; 2.50 g** **139. 5** **141. 42.8% 143. 81.1 g 145. 86.2%**  
**147. C<sub>20</sub>H<sub>30</sub>O** **149. I:** NH<sub>3</sub>; **II:** N<sub>2</sub>H<sub>4</sub>; **III:** HN<sub>3</sub>. If we set the atomic mass of  
 H equal to 1.008, the atomic mass for nitrogen is 14.01. **151. C<sub>7</sub>H<sub>5</sub>N<sub>3</sub>O<sub>6</sub>**  
**153. 5.7 g FeO and 22.4 g Fe<sub>2</sub>O<sub>3</sub>** **155. 40.08% 157. N<sub>4</sub>H<sub>6</sub>** **159. 1.8 \times 10<sup>6</sup>**  
 g Cu(NH<sub>3</sub>)<sub>4</sub>Cl<sub>2</sub>;  $5.9 \times 10^5$  g NH<sub>3</sub> **161. 207 amu, Pb** **163. Al<sub>2</sub>Se<sub>3</sub>** **165. 0.48**  
 mol **167. a.** 113 Fe atoms; **b.** mass =  $9.071 \times 10^{-20}$  g; **c.** 540 Ru atoms  
**169. M = Y, X = Cl, yttrium(III) chloride; 1.84 g**

## Chapter 4

**13. a.** Polarity is a term applied to covalent compounds. Polar covalent  
 compounds have an unequal sharing of electrons in bonds that results in an un-  
 equal charge distribution in the overall molecule. Polar molecules have a partial  
 negative end and a partial positive end. These are not full charges as in  
 ionic compounds, but are charges much less in magnitude. Water is a polar  
 molecule and dissolves other polar solutes readily. The oxygen end of water  
 (the partial negative end of the polar water molecule) aligns with the partial  
 positive end of the polar solute while the hydrogens of water (the partial posi-  
 tive end of the polar water molecule) align with the partial negative end of the  
 solute. These opposite charged attractions stabilize polar solutes in water. This  
 process is called hydration. Nonpolar solutes do not have permanent partial  
 negative and partial positive ends; nonpolar solutes are not stabilized in water  
 and do not dissolve. **b.** KF is a soluble ionic compound so it is a strong electro-  
 lyte. KF(aq) actually exists as separate hydrated K<sup>+</sup> ions and hydrated F<sup>-</sup>  
 ions in solution: C<sub>6</sub>H<sub>12</sub>O<sub>6</sub> is a polar covalent molecule that is a nonelectrolyte.  
 C<sub>6</sub>H<sub>12</sub>O<sub>6</sub> is hydrated as described in part a. **c.** RbCl is a soluble ionic com-  
 pound so it exists as separate hydrated Rb<sup>+</sup> ions and hydrated Cl<sup>-</sup> ions in solu-  
 tion. AgCl is an insoluble ionic compound so the ions stay together in solution  
 and fall to the bottom of the container as a precipitate. **d.** HNO<sub>3</sub> is a strong

acid and exists as separate hydrated H<sup>+</sup> ions and hydrated NO<sub>3</sub><sup>-</sup> ions in solu-  
 tion. CO is a polar covalent molecule and is hydrated as explained in part a.  
**15.** Only statement b is true. A concentrated solution can also contain a non-  
 electrolyte dissolved in water, e.g., concentrated sugar water. Acids are either  
 strong or weak electrolytes. Some ionic compounds are not soluble in water,  
 so they are not labeled as a specific type of electrolyte. **17.** Bromides: NaBr,  
 KBr, and NH<sub>4</sub>Br (and others) would be soluble and AgBr, PbBr<sub>2</sub>, and Hg<sub>2</sub>Br<sub>2</sub>  
 would be insoluble. Sulfates: Na<sub>2</sub>SO<sub>4</sub>, K<sub>2</sub>SO<sub>4</sub>, and (NH<sub>4</sub>)<sub>2</sub>SO<sub>4</sub> (and others) would  
 be soluble and BaSO<sub>4</sub>, CaSO<sub>4</sub>, and PbSO<sub>4</sub> (or Hg<sub>2</sub>SO<sub>4</sub>) would be insoluble.  
 Hydroxides: NaOH, KOH, and Ca(OH)<sub>2</sub> (and others) would be soluble and  
 Al(OH)<sub>3</sub>, Fe(OH)<sub>3</sub>, and Cu(OH)<sub>2</sub> (and others) would be insoluble. Phosphates:  
 Na<sub>3</sub>PO<sub>4</sub>, K<sub>3</sub>PO<sub>4</sub>, and (NH<sub>4</sub>)<sub>3</sub>PO<sub>4</sub> (and others) would be soluble and Ag<sub>3</sub>PO<sub>4</sub>,  
 Ca<sub>3</sub>(PO<sub>4</sub>)<sub>2</sub>, and FePO<sub>4</sub> (and others) would be insoluble. Lead: PbCl<sub>2</sub>, PbBr<sub>2</sub>,  
 PbI<sub>2</sub>, Pb(OH)<sub>2</sub>, PbSO<sub>4</sub>, and PbS (and others) would be insoluble. Pb(NO<sub>3</sub>)<sub>2</sub>  
 would be a soluble Pb<sup>2+</sup> salt. **19.** The Brønsted–Lowry definitions are best for  
 our purposes. An acid is a proton donor and a base is a proton acceptor. A  
 proton is an H<sup>+</sup> ion. Neutral hydrogen has 1 electron and 1 proton, so an H<sup>+</sup>  
 ion is just a proton. An acid–base reaction is the transfer of an H<sup>+</sup> ion (a pro-  
 ton) from an acid to a base. **21. a.** The species reduced is the element that  
 gains electrons. The reducing agent causes reduction to occur by itself being  
 oxidized. The reducing agent is generally listed as the entire formula of the  
 compound/ion that contains the element oxidized. **b.** The species oxidized is  
 the element that loses electrons. The oxidizing agent causes oxidation to occur  
 by itself being reduced. The oxidizing agent is generally listed as the entire  
 formula of the compound/ion that contains the element reduced. **c.** For simple  
 binary ionic compounds, the actual charges on the ions are the oxidation states.  
 For covalent compounds, nonzero oxidation states are imaginary charges the  
 elements would have if they were held together by ionic bonds (assuming the  
 bond is between two different nonmetals). Nonzero oxidation states for elements  
 in covalent compounds are not actual charges. Oxidation states for covalent  
 compounds are a bookkeeping method to keep track of electrons in a reaction.  
**23.**



**c.** For answers c–i, we will describe what should be in each solution. For c,  
 the drawing should have three times as many NO<sub>3</sub><sup>-</sup> anions as Al<sup>3+</sup> cations.  
**d.** The drawing should have twice as many NH<sub>4</sub><sup>+</sup> cations as SO<sub>4</sub><sup>2-</sup> anions.  
**e.** The drawing should have equal numbers of Na<sup>+</sup> cations and OH<sup>-</sup> anions.  
**f.** The drawing should have equal numbers of Fe<sup>2+</sup> cations and SO<sub>4</sub><sup>2-</sup> anions.  
**g.** The drawing should have equal numbers of K<sup>+</sup> cations and MnO<sub>4</sub><sup>-</sup> anions.  
**h.** The drawing should have equal numbers of H<sup>+</sup> cations and ClO<sub>4</sub><sup>-</sup> anions.  
**i.** The drawing should have equal numbers of NH<sub>4</sub><sup>+</sup> cations and C<sub>2</sub>H<sub>3</sub>O<sub>2</sub><sup>-</sup> an-  
 ions. **25. CaCl<sub>2</sub>(s) → Ca<sup>2+</sup>(aq) + 2Cl<sup>-</sup>(aq)** **27. a.** 0.2677 M; **b.**  $1.255 \times$   
 $10^{-3}$  M; **c.**  $8.065 \times 10^{-3}$  M **29. a.** M<sub>Ca<sup>2+</sup></sub> = 1.00 M, M<sub>NO<sub>3</sub><sup>-</sup></sub> = 2.00 M; **b.** M<sub>Na<sup>+</sup></sub> =  
 4.0 M, M<sub>SO<sub>4</sub><sup>2-</sup></sub> = 2.0 M; **c.** M<sub>NH<sub>4</sub><sup>+</sup></sub> = M<sub>Cl<sup>-</sup></sub> = 0.187 M; **d.** M<sub>K<sup>+</sup></sub> = 0.0564 M, M<sub>PO<sub>4</sub><sup>3-</sup></sub> =  
 0.0188 M **31.** 100.0 mL of 0.30 M AlCl<sub>3</sub> **33.** 4.00 g **35. a.** Place 20.0 g  
 NaOH in a 2-L volumetric flask; add water to dissolve the NaOH and fill to  
 the mark. **b.** Add 500. mL of the 1.00 M NaOH stock solution to a 2-L volu-  
 metric flask; fill to the mark with water. **c.** As in a, instead using 38.8 g K<sub>2</sub>CrO<sub>4</sub>.  
**d.** As in b, instead using 114 mL of 1.75 M K<sub>2</sub>CrO<sub>4</sub> stock solution. **37. M<sub>NH<sub>4</sub><sup>+</sup></sub>**  
 = 0.272 M, M<sub>SO<sub>4</sub><sup>2-</sup></sub> = 0.136 M **39. 4.5 M** **41. 2.595 \times 10<sup>-3</sup> M** **43.** Aluminum  
 nitrate, magnesium chloride, and rubidium sulfate are soluble. **45. a.** no pre-  
 cipitate forms; **b.** Al(OH)<sub>3</sub>(s); **c.** CaSO<sub>4</sub>(s); **d.** NiS(s) **47. a.** No reaction oc-  
 curs because all possible products are soluble salts. **b.** 2Al(NO<sub>3</sub>)<sub>3</sub>(aq) +  
 3Ba(OH)<sub>2</sub>(aq) → 2Al(OH)<sub>3</sub>(s) + 3Ba(NO<sub>3</sub>)<sub>2</sub>(aq); 2Al<sup>3+</sup>(aq) + 6NO<sub>3</sub><sup>-</sup>(aq) +



$3\text{Ba}^{2+}(aq) + 6\text{OH}^{-}(aq) \rightarrow 2\text{Al}(\text{OH})_3(s) + 3\text{Ba}^{2+}(aq) + 6\text{NO}_3^{-}(aq)$ ;  $\text{Al}^{3+}(aq) + 3\text{OH}^{-}(aq) \rightarrow \text{Al}(\text{OH})_3(s)$ ; **c.**  $\text{CaCl}_2(aq) + \text{Na}_2\text{SO}_4(aq) \rightarrow \text{CaSO}_4(s) + 2\text{NaCl}(aq)$ ;  $\text{Ca}^{2+}(aq) + 2\text{Cl}^{-}(aq) + 2\text{Na}^{+}(aq) + \text{SO}_4^{2-}(aq) \rightarrow \text{CaSO}_4(s) + 2\text{Na}^{+}(aq) + 2\text{Cl}^{-}(aq)$ ;  $\text{Ca}^{2+}(aq) + \text{SO}_4^{2-}(aq) \rightarrow \text{CaSO}_4(s)$ ; **d.**  $\text{K}_2\text{S}(aq) + \text{Ni}(\text{NO}_3)_2(aq) \rightarrow 2\text{KNO}_3(aq) + \text{NiS}(s)$ ;  $2\text{K}^{+}(aq) + \text{S}^{2-}(aq) + \text{Ni}^{2+}(aq) + 2\text{NO}_3^{-}(aq) \rightarrow 2\text{K}^{+}(aq) + 2\text{NO}_3^{-}(aq) + \text{NiS}(s)$ ;  $\text{Ni}^{2+}(aq) + \text{S}^{2-}(aq) \rightarrow \text{NiS}(s)$   
**49. a.**  $\text{CuSO}_4(aq) + \text{Na}_2\text{S}(aq) \rightarrow \text{CuS}(s) + \text{Na}_2\text{SO}_4(aq)$ ;  $\text{Cu}^{2+}(aq) + \text{S}^{2-}(aq) \rightarrow \text{CuS}(s)$ ; the grey spheres are the  $\text{Na}^{+}$  spectator ions and the blue-green spheres are the  $\text{SO}_4^{2-}$  spectator ions; **b.**  $\text{CoCl}_2(aq) + 2\text{NaOH}(aq) \rightarrow \text{Co}(\text{OH})_2(s) + 2\text{NaCl}(aq)$ ;  $\text{Co}^{2+}(aq) + 2\text{OH}^{-}(aq) \rightarrow \text{Co}(\text{OH})_2(s)$ ; the grey spheres are the  $\text{Na}^{+}$  spectator ions and the green spheres are the  $\text{Cl}^{-}$  spectator ions; **c.**  $\text{AgNO}_3(aq) + \text{KI}(aq) \rightarrow \text{AgI}(s) + \text{KNO}_3(aq)$ ;  $\text{Ag}^{+}(aq) + \text{I}^{-}(aq) \rightarrow \text{AgI}(s)$ ; the red spheres are the  $\text{K}^{+}$  spectator ions and the blue spheres are the  $\text{NO}_3^{-}$  spectator ions **51. a.**  $\text{Ba}^{2+}(aq) + \text{SO}_4^{2-}(aq) \rightarrow \text{BaSO}_4(s)$ ; **b.**  $\text{Pb}^{2+}(aq) + 2\text{Cl}^{-}(aq) \rightarrow \text{PbCl}_2(s)$ ; **c.** no reaction; **d.** no reaction; **e.**  $\text{Cu}^{2+}(aq) + 2\text{OH}^{-}(aq) \rightarrow \text{Cu}(\text{OH})_2(s)$  **53.**  $\text{Ca}^{2+}$ ,  $\text{Sr}^{2+}$ , or  $\text{Ba}^{2+}$  could all be present. **55.** 0.607 g **57.** 0.520 g  $\text{Al}(\text{OH})_3$  **59.** 2.82 g **61. a.**  $2\text{KOH}(aq) + \text{Mg}(\text{NO}_3)_2(aq) \rightarrow \text{Mg}(\text{OH})_2(s) + 2\text{KNO}_3(aq)$ ; **b.** magnesium hydroxide; **c.** 0.583 g; **d.** 0 M  $\text{OH}^{-}$ ,  $5.00 \times 10^{-2}$  M  $\text{Mg}^{2+}$ , 0.100 M  $\text{K}^{+}$ , 0.200 M  $\text{NO}_3^{-}$  **63.** 23 amu; **Na** **65. a.**  $2\text{HClO}_4(aq) + \text{Mg}(\text{OH})_2(s) \rightarrow \text{Mg}(\text{ClO}_4)_2(aq) + 2\text{H}_2\text{O}(l)$ ;  $2\text{H}^{+}(aq) + 2\text{ClO}_4^{-}(aq) + \text{Mg}(\text{OH})_2(s) \rightarrow \text{Mg}^{2+}(aq) + 2\text{ClO}_4^{-}(aq) + 2\text{H}_2\text{O}(l)$ ;  $2\text{H}^{+}(aq) + \text{Mg}(\text{OH})_2(s) \rightarrow \text{Mg}^{2+}(aq) + 2\text{H}_2\text{O}(l)$ ; **b.**  $\text{HCN}(aq) + \text{NaOH}(aq) \rightarrow \text{NaCN}(aq) + \text{H}_2\text{O}(l)$ ;  $\text{HCN}(aq) + \text{Na}^{+}(aq) + \text{OH}^{-}(aq) \rightarrow \text{Na}^{+}(aq) + \text{CN}^{-}(aq) + \text{H}_2\text{O}(l)$ ;  $\text{HCN}(aq) + \text{OH}^{-}(aq) \rightarrow \text{H}_2\text{O}(l) + \text{CN}^{-}(aq)$ ; **c.**  $\text{HCl}(aq) + \text{NaOH}(aq) \rightarrow \text{NaCl}(aq) + \text{H}_2\text{O}(l)$ ;  $\text{H}^{+}(aq) + \text{Cl}^{-}(aq) + \text{Na}^{+}(aq) + \text{OH}^{-}(aq) \rightarrow \text{Na}^{+}(aq) + \text{Cl}^{-}(aq) + \text{H}_2\text{O}(l)$ ;  $\text{H}^{+}(aq) + \text{OH}^{-}(aq) \rightarrow \text{H}_2\text{O}(l)$  **67. a.**  $\text{KOH}(aq) + \text{HNO}_3(aq) \rightarrow \text{H}_2\text{O}(l) + \text{KNO}_3(aq)$ ; **b.**  $\text{Ba}(\text{OH})_2(aq) + 2\text{HCl}(aq) \rightarrow 2\text{H}_2\text{O}(l) + \text{BaCl}_2(aq)$ ; **c.**  $3\text{HClO}_4(aq) + \text{Fe}(\text{OH})_3(s) \rightarrow 3\text{H}_2\text{O}(l) + \text{Fe}(\text{ClO}_4)_3(aq)$ ; **d.**  $\text{AgOH}(s) + \text{HBr}(aq) \rightarrow \text{AgBr}(s) + \text{H}_2\text{O}(l)$ ; **e.**  $\text{Sr}(\text{OH})_2(aq) + 2\text{HI}(aq) \rightarrow 2\text{H}_2\text{O}(l) + \text{SrI}_2(aq)$  **69. a.** 100. mL; **b.** 66.7 mL; **c.** 50.0 mL **71.**  $2.0 \times 10^{-2}$  M excess  $\text{OH}^{-}$  **73.** 0.102 M **75.** 43.8 mL **77.** 0.4178 g **79. a.** K, +1; O, -2; Mn, +7; **b.** Ni, +4; O, -2; **c.** Na, +1; Fe, +2; O, -2; H, +1 **d.** H, +1; O, -2; N, -3; P, +5; **e.** P, +3; O, -2; **f.** O, -2; Fe, + $\frac{8}{3}$ ; **g.** O, -2; F, -1; Xe, +6; **h.** S, +4; F, -1; **i.** C, +2; O, -2; **j.** C, 0; H, +1; O, -2 **81. a.** -3; **b.** -3; **c.** -2; **d.** +2; **e.** +1; **f.** +4; **g.** +3; **h.** +5; **i.** 0

83. Redox?	Oxidizing Agent	Reducing Agent	Substance Oxidized	Substance Reduced
a. Yes	$\text{Ag}^{+}$	Cu	Cu	$\text{Ag}^{+}$
b. No	—	—	—	—
c. No	—	—	—	—
d. Yes	$\text{SiCl}_4$	Mg	Mg	$\text{SiCl}_4$ (Si)
e. No	—	—	—	—

In b, c, and e, no oxidation numbers change from reactants to products. **85.** Each sodium atom will lose one electron, and each fluorine atom will gain one electron. Two sodium atoms are required to react with one fluorine molecule in order to equalize the electrons lost with the electrons gained.  $2\text{Na}(s) + \text{F}_2(g) \rightarrow 2\text{NaF}(s)$  **87. a.**  $2\text{C}_2\text{H}_6(g) + 7\text{O}_2(g) \rightarrow 4\text{CO}_2(g) + 6\text{H}_2\text{O}(g)$ ; **b.**  $\text{Mg}(s) + 2\text{HCl}(aq) \rightarrow \text{Mg}^{2+}(aq) + 2\text{Cl}^{-}(aq) + \text{H}_2(g)$ ; **c.**  $2\text{Co}^{3+}(aq) + \text{Ni}(s) \rightarrow 2\text{Co}^{2+}(aq) + \text{Ni}^{2+}(aq)$ ; **d.**  $\text{Zn}(s) + \text{H}_2\text{SO}_4(aq) \rightarrow \text{ZnSO}_4(aq) + \text{H}_2(g)$  **89.** increase by 0.019 M **91.**  $5.94 \times 10^{-8}$  M **93.** 4.05% **95. a.**  $\text{MgO}(s) + 2\text{HCl}(aq) \rightarrow \text{MgCl}_2(aq) + \text{H}_2\text{O}(l)$ ;  $\text{Mg}(\text{OH})_2(s) + 2\text{HCl}(aq) \rightarrow \text{MgCl}_2(aq) + 2\text{H}_2\text{O}(l)$ ;  $\text{Al}(\text{OH})_3(s) + 3\text{HCl}(aq) \rightarrow \text{AlCl}_3(aq) + 3\text{H}_2\text{O}(l)$ ; **b.** One gram of magnesium oxide would neutralize the most 0.10 M HCl. **97.** 3.442g **99.** We should weigh out between 4.24 and 4.32 g of  $\text{KIO}_3$ . We should weigh it to the nearest milligram or 0.1 mg. Dissolve the  $\text{KIO}_3$  in water, and dilute to the mark in a 1-L volumetric flask. This will produce a solution whose concentration is within the limits and is known to at least the fourth decimal place. **101. a.**  $\text{AgNO}_3$ ,  $\text{Pb}(\text{NO}_3)_2$ , and  $\text{Hg}_2(\text{NO}_3)_2$  would form precipitates with the  $\text{Cl}^{-}$  ion;  $\text{Ag}^{+}(aq) + \text{Cl}^{-}(aq) \rightarrow \text{AgCl}(s)$ ;  $\text{Pb}^{2+}(aq) + 2\text{Cl}^{-}(aq) \rightarrow \text{PbCl}_2(s)$ ;  $\text{Hg}_2^{2+}(aq) + 2\text{Cl}^{-}(aq) \rightarrow \text{Hg}_2\text{Cl}_2(s)$ ; **b.**  $\text{Na}_2\text{SO}_4$ ,  $\text{Na}_2\text{CO}_3$ , and  $\text{Na}_3\text{PO}_4$  would form precipitates with the  $\text{Ca}^{2+}$  ion;  $\text{Ca}^{2+}(aq) + \text{SO}_4^{2-}(aq) \rightarrow \text{CaSO}_4(s)$ ;  $\text{Ca}^{2+}(aq) + \text{CO}_3^{2-}(aq) \rightarrow \text{CaCO}_3(s)$ ;  $3\text{Ca}^{2+}(aq) + 2\text{PO}_4^{3-}(aq) \rightarrow \text{Ca}_3(\text{PO}_4)_2(s)$ ; **c.** NaOH,  $\text{Na}_2\text{S}$ , and

$\text{Na}_2\text{CO}_3$  would form precipitates with the  $\text{Fe}^{3+}$  ion;  $\text{Fe}^{3+}(aq) + 3\text{OH}^{-}(aq) \rightarrow \text{Fe}(\text{OH})_3(s)$ ;  $2\text{Fe}^{3+}(aq) + 3\text{S}^{2-}(aq) \rightarrow \text{Fe}_2\text{S}_3(s)$ ;  $2\text{Fe}^{3+}(aq) + 3\text{CO}_3^{2-}(aq) \rightarrow \text{Fe}_2(\text{CO}_3)_3(s)$ ; **d.**  $\text{BaCl}_2$ ,  $\text{Pb}(\text{NO}_3)_2$ , and  $\text{Ca}(\text{NO}_3)_2$  would form precipitates with the  $\text{SO}_4^{2-}$  ion;  $\text{Ba}^{2+}(aq) + \text{SO}_4^{2-}(aq) \rightarrow \text{BaSO}_4(s)$ ;  $\text{Pb}^{2+}(aq) + \text{SO}_4^{2-}(aq) \rightarrow \text{PbSO}_4(s)$ ;  $\text{Ca}^{2+}(aq) + \text{SO}_4^{2-}(aq) \rightarrow \text{CaSO}_4(s)$ ; **e.**  $\text{Na}_2\text{SO}_4$ , NaCl, and NaI would form precipitates with the  $\text{Hg}_2^{2+}$  ion;  $\text{Hg}_2^{2+}(aq) + \text{SO}_4^{2-}(aq) \rightarrow \text{Hg}_2\text{SO}_4(s)$ ;  $\text{Hg}_2^{2+}(aq) + 2\text{Cl}^{-}(aq) \rightarrow \text{Hg}_2\text{Cl}_2(s)$ ;  $\text{Hg}_2^{2+}(aq) + 2\text{I}^{-}(aq) \rightarrow \text{Hg}_2\text{I}_2(s)$ ; **f.** NaBr,  $\text{Na}_2\text{CrO}_4$ , and  $\text{Na}_3\text{PO}_4$  would form precipitates with the  $\text{Ag}^{+}$  ion;  $\text{Ag}^{+}(aq) + \text{Br}^{-}(aq) \rightarrow \text{AgBr}(s)$ ;  $2\text{Ag}^{+}(aq) + \text{CrO}_4^{2-}(aq) \rightarrow \text{Ag}_2\text{CrO}_4(s)$ ;  $3\text{Ag}^{+}(aq) + \text{PO}_4^{3-}(aq) \rightarrow \text{Ag}_3\text{PO}_4(s)$  **103. Ba** **105.** 1.465% **107.** 2.00 M **109.**  $\text{C}_6\text{H}_8\text{O}_6$  **111.** 63.74% **113. a.**  $2.5 \times 10^{-8}$  M; **b.**  $8.4 \times 10^{-9}$  M; **c.**  $1.33 \times 10^{-4}$  M; **d.**  $2.8 \times 10^{-7}$  M **115. a.** 24.8% Co, 29.7% Cl, 5.09% H, 40.4% O; **b.**  $\text{CoCl}_2 \cdot 6\text{H}_2\text{O}$ ; **c.**  $\text{CoCl}_2 \cdot 6\text{H}_2\text{O}(aq) + 2\text{AgNO}_3(aq) \rightarrow 2\text{AgCl}(s) + \text{Co}(\text{NO}_3)_2(aq) + 6\text{H}_2\text{O}(l)$ ,  $\text{CoCl}_2 \cdot 6\text{H}_2\text{O}(aq) + 2\text{NaOH}(aq) \rightarrow \text{Co}(\text{OH})_2(s) + 2\text{NaCl}(aq) + 6\text{H}_2\text{O}(l)$ ,  $4\text{Co}(\text{OH})_2(s) + \text{O}_2(g) \rightarrow 2\text{Co}_2\text{O}_3(s) + 4\text{H}_2\text{O}(l)$  **117.** 14.6 g Zn and 14.4 g Ag **119.** 0.123 g  $\text{SO}_4^{2-}$ , 60.0%  $\text{SO}_4^{2-}$ ; 61%  $\text{K}_2\text{SO}_4$  and 39%  $\text{Na}_2\text{SO}_4$  **121.** 4.90 M **123.** Y, 2.06 mL/min; Z, 4.20 mL/min **125.** 57.6 mL **127.**  $4.7 \times 10^{-2}$  M **129.** Citric acid has three acidic hydrogens per citric acid molecule. **131.**  $0.07849 \pm 0.00016$  M or  $0.0785 \pm 0.0002$  M **133.**  $3(\text{NH}_4)_2\text{CrO}_4(aq) + 2\text{Cr}(\text{NO}_3)_3(aq) \rightarrow 6\text{NH}_4\text{NO}_2(aq) + \text{Cr}_2(\text{CrO}_4)_3(s)$ ; 7.34 g **135.** X = Se;  $\text{H}_2\text{Se}$  is hydroselenic acid; 0.252 g

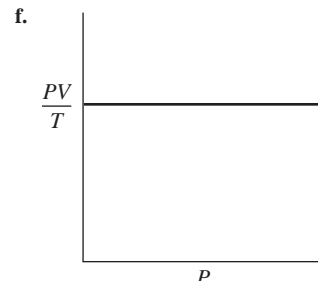
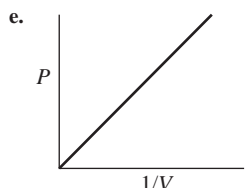
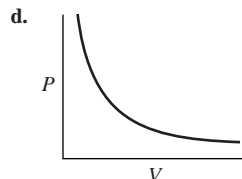
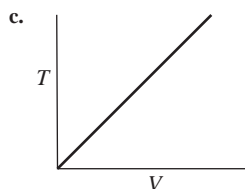
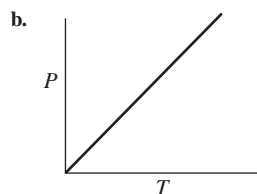
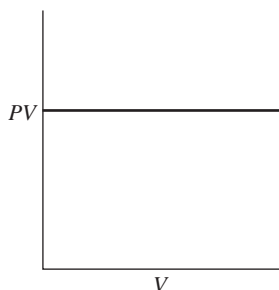
## Chapter 5

**21.** higher than; 13.6 times taller; When the pressure of the column of liquid standing on the surface of the liquid is equal to the pressure exerted by air on the rest of the surface of the liquid, then the height of the column of liquid is a measure of atmospheric pressure. Because water is 13.6 times less dense than mercury, the column of water must be 13.6 times longer than that of mercury to match the force exerted by the columns of liquid standing on the surface. **23.** The  $P$  versus  $1/V$  plot is incorrect. The plot should be linear with positive slope and a y-intercept of zero.  $PV = k$  so  $P = k(1/V)$ , which is in the form of the straight-line equation  $y = mx + b$ . **25.**  $d = (\text{molar mass})P/RT$ ; density is directly proportional to the molar mass of the gas. Helium, which has the smallest molar mass of all the noble gases, will have the smallest density. **27.** No; At any nonzero Kelvin temperature, there is a distribution of kinetic energies. Similarly, there is a distribution of velocities at any nonzero Kelvin temperature. **29.**  $2\text{NH}_3(g) \rightarrow \text{N}_2(g) + 3\text{H}_2(g)$ ; At constant  $P$  and  $T$ , volume is directly proportional to the moles of gas present. In the reaction, the moles of gas double as reactants are converted to products, so the volume of the container should double. At constant  $V$  and  $T$ ,  $P$  is directly proportional to the moles of gas present. As the moles of gas double, the pressure will double. The partial pressure of  $\text{N}_2$  will be  $1/2$  the initial pressure of  $\text{NH}_3$  and the partial pressure of  $\text{H}_2$  will be  $3/2$  the initial pressure of  $\text{NH}_3$ . The partial pressure of  $\text{H}_2$  will be three times the partial pressure of  $\text{N}_2$ . **31.**  $\text{CO}_2$  **33.** From the plot, Ne appears to behave most ideally. **35. a.**  $3.6 \times 10^3$  mm Hg; **b.**  $3.6 \times 10^3$  torr; **c.**  $4.9 \times 10^5$  Pa; **d.** 71 psi **37.** 65 torr,  $8.7 \times 10^3$  Pa,  $8.6 \times 10^{-2}$  atm **39. a.** 642 torr, 0.845 atm;  $8.56 \times 10^4$  Pa; **b.** 975 torr, 1.28 atm;  $1.30 \times 10^5$  Pa; **c.** 517 torr; 850. torr **41.** The balloon will burst. **43.** 0.89 mol **45. a.** 14.0 L; **b.**  $4.72 \times 10^{-2}$  mol; **c.** 678 K; **d.** 133 atm **47.**  $4.44 \times 10^3$  g He;  $2.24 \times 10^3$  g  $\text{H}_2$  **49.** 0.449 mol **51. a.** 69.6 K; **b.** 32.3 atm **53.** 1.27 mol **55.**  $P_B = 2P_A$  **57. a.** 46.6 atm; **b.**  $1.02 \times 10^3$  K; 171 K **59.**  $5.1 \times 10^4$  torr **61.** The volume of the balloon increases from 1.00 L to 2.82 L, so the change in volume is 1.82 L. **63.** 3.21 g Al **65.** 135 g  $\text{NaN}_3$  **67.**  $1.5 \times 10^7$  g Fe,  $2.6 \times 10^7$  g 98%  $\text{H}_2\text{SO}_4$  **69.** 37.5 g **71.** 2.47 mol  $\text{H}_2\text{O}$  **73. a.**  $2\text{CH}_4(g) + 2\text{NH}_3(g) + 3\text{O}_2(g) \rightarrow 2\text{HCN}(g) + 6\text{H}_2\text{O}(g)$ ; **b.** 13.3 L **75.**  $\text{Cl}_2$  **77.** 12.6 g/L **79.** 1.1 atm,  $P_{\text{CO}_2} = 1.1$  atm,  $P_{\text{TOTAL}} = 2.1$  atm **81.**  $P_{\text{H}_2} = 317$  torr,  $P_{\text{N}_2} = 50.7$  torr,  $P_{\text{TOTAL}} = 368$  torr **83.**  $P_{\text{He}} = 50.0$  torr;  $P_{\text{Ne}} = 76.0$  torr;  $P_{\text{Ar}} = 90.0$  torr;  $P_{\text{TOTAL}} = 216.0$  torr **85. a.**  $\chi_{\text{CH}_4} = 0.412$ ,  $\chi_{\text{O}_2} = 0.588$ ; **b.** 0.161 mol; **c.** 1.06 g  $\text{CH}_4$ , 3.03 g  $\text{O}_2$  **87.** 0.990 atm; 0.625 g **89.** 18.0% **91.**  $P_{\text{TOTAL}} = 6.0$  atm;  $P_{\text{N}_2} = 1.5$  atm;  $P_{\text{H}_2} = 4.5$  atm **93.**  $P_{\text{N}_2} = 0.74$  atm;  $P_{\text{TOTAL}} = 2.2$  atm **95.** Both  $\text{CH}_4(g)$  and  $\text{N}_2(g)$  have the same average kinetic energy at the various temperatures. 273 K,  $5.65 \times 10^{-21}$  J/molecule; 546 K,  $1.13 \times 10^{-20}$  J/molecule **97.**  $\text{CH}_4$ : 652 m/s (273 K); 921 m/s (546 K);  $\text{N}_2$ : 493 m/s (273 K); 697 m/s (546 K)

99.	Average KE	Average Velocity	Wall-Collision Frequency
a.	Increase	Increase	Increase
b.	Decrease	Decrease	Decrease
c.	Same	Same	Decrease
d.	Same	Same	Increase

101. a. All the same; b. Flask C 103.  $\text{CF}_2\text{Cl}_2$  105. The relative rates of effusion of  $^{12}\text{C}^{16}\text{O}$ ,  $^{12}\text{C}^{17}\text{O}$ , and  $^{12}\text{C}^{18}\text{O}$  are 1.04, 1.02, and 1.00. Advantage:  $\text{CO}_2$  isn't as toxic as CO. Disadvantage: Can get a mixture of oxygen isotopes in  $\text{CO}_2$ , so some species would effuse at about the same rate. 107. a. 12.24 atm; b. 12.13 atm; c. The ideal gas law is high by 0.91%. 109.  $5.2 \times 10^{-6}$  atm;  $1.3 \times 10^{14}$  atoms  $\text{He}/\text{cm}^3$  111.  $2\text{NO}_2(\text{g}) + \text{H}_2\text{O}(\text{l}) \rightarrow \text{HNO}_3(\text{aq}) + \text{HNO}_2(\text{aq})$ ;  $\text{SO}_3(\text{g}) + \text{H}_2\text{O}(\text{l}) \rightarrow \text{H}_2\text{SO}_4(\text{aq})$  113. 6.6 mol; 160 L 115.  $\text{C}_3\text{H}_6$  117. 46.5% 119. 13.3% 121. a. 0.19 torr; b.  $6.6 \times 10^{21}$  molecules  $\text{CO}/\text{m}^3$ ; c.  $6.6 \times 10^{15}$  molecules  $\text{CO}/\text{cm}^3$

123. a.



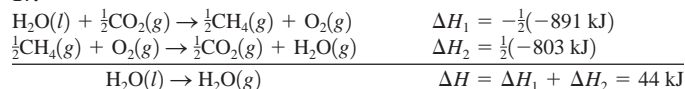
125.  $0.772 \text{ atm} \cdot \text{L}$ ; in Example 5.3, 1.0 mol of gas was present at  $0^\circ\text{C}$ . The moles of gas and/or the temperature must have been different for Boyle's data. 127. 1490 129. 24 torr 131.  $4.1 \times 10^6 \text{ L air}$ ;  $7.42 \times 10^3 \text{ L H}_2$  133.  $\text{C}_2\text{H}_3\text{N}$ ;  $\text{C}_2\text{H}_3\text{N}$  135.  $\text{C}_{12}\text{H}_{21}\text{NO}$ ;  $\text{C}_{24}\text{H}_{42}\text{N}_2\text{O}_2$  137. 13.4% CaO, 86.6% BaO 139.  $\text{C}_2\text{H}_6$  141. a.  $8.7 \times 10^3 \text{ L air/min}$ ; b.  $\chi_{\text{CO}} = 0.0017$ ,  $\chi_{\text{CO}_2} = 0.032$ ,  $\chi_{\text{O}_2} = 0.13$ ,  $\chi_{\text{N}_2} = 0.77$ ,  $\chi_{\text{H}_2\text{O}} = 0.067$  143. a.  $1.01 \times 10^4 \text{ g}$ ; b.  $6.65 \times 10^4 \text{ g}$ ; c.  $8.7 \times 10^3 \text{ g}$  145. a. Due to air's larger average molar mass, a given volume of air at a given set of conditions has a higher density than helium. We need to heat the air to greater than  $25^\circ\text{C}$  to lower the air density (by driving air out of the hot-air balloon) until the density is the same as that for helium (at  $25^\circ\text{C}$  and 1.00 atm). b. 2150 K 147.  $\text{C}_3\text{H}_8$  is the most likely identity. 149. 0.023 mol 151.  $4.8 \text{ g/L}$ ;  $\text{UF}_3$  will effuse 1.02 times faster.

## Chapter 6

11. Path-dependent functions for a trip from Chicago to Denver are those quantities that depend on the route taken. One can fly directly from Chicago to Denver or one could fly from Chicago to Atlanta to Los Angeles and then to

Denver. Some path-dependent quantities are miles traveled, fuel consumption of the airplane, time traveling, airplane snacks eaten, etc. State functions are path-independent; they only depend on the initial and final states. Some state functions for an airplane trip from Chicago to Denver would be longitude change, latitude change, elevation change, and overall time zone change.

13. Both  $q$  and  $w$  are negative. 15. a. 446 kJ released; b. 446 kJ released 17.



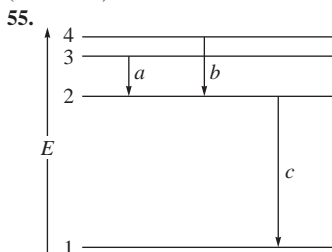
19. The zero points for  $\Delta H_f^\circ$  values are elements in their standard state. All substances are measured in relationship to this zero point.

21. Fossil fuels contain carbon; the incomplete combustion of fossil fuels produces  $\text{CO}(\text{g})$  instead of  $\text{CO}_2(\text{g})$ . This occurs when the amount of oxygen reacting is not sufficient to convert all of the carbon in fossil fuels to  $\text{CO}_2$ . Carbon monoxide is a poisonous gas to humans. 23. 150 J 25. 1.0 kg object with velocity of 2.0 m/s. 27. 16 kJ 29. a. 41 kJ; b. 35 kJ; c. 47 kJ; d. part a only 31. 375 J heat transferred to the system 33.  $-13.2 \text{ kJ}$  35. 11.0 L 37.  $q = 30.9 \text{ kJ}$ ,  $w = -12.4 \text{ kJ}$ ,  $\Delta E = 18.5 \text{ kJ}$  39. This is an endothermic reaction, so heat must be absorbed to convert reactants into products. The high-temperature environment of internal combustion engines provides the heat. 41. a. endothermic; b. exothermic; c. exothermic; d. endothermic 43. a.  $-1650 \text{ kJ}$ ; b.  $-826 \text{ kJ}$ ; c.  $-7.39 \text{ kJ}$ ; d.  $-34.4 \text{ kJ}$  45. 4400 g  $\text{C}_3\text{H}_8$  47. When a liquid is converted into a gas, there is an increase in volume. The 2.5 kJ/mol quantity can be considered as the work done by the vaporization process in pushing back the atmosphere. 49.  $\text{H}_2\text{O}(\text{l})$ ;  $2.30 \times 10^3 \text{ J}$ ;  $\text{Hg}(\text{l})$ ;  $140^\circ\text{C}$  51. Al(s) 53. 311 K 55.  $23.7^\circ\text{C}$  57.  $0.25 \text{ J}/^\circ\text{C} \cdot \text{g}$  59.  $-66 \text{ kJ/mol}$  61. 170 J/g; 20. kJ/mol 63.  $39.2^\circ\text{C}$  65. a.  $31.5 \text{ kJ}/^\circ\text{C}$ ; b.  $-1.10 \times 10^3 \text{ kJ/mol}$  67.  $-220.8 \text{ kJ}$  69. 1268 kJ; No, because this reaction is very endothermic, it would not be a practical way of making ammonia due to the high energy costs. 71.  $-233 \text{ kJ}$  73.  $-713 \text{ kJ}$  75. The enthalpy change for the formation of one mole of a compound from its elements, with all substances in their standard states.  $\text{Na}(\text{s}) + \frac{1}{2}\text{Cl}_2(\text{g}) \rightarrow \text{NaCl}(\text{s})$ ;  $\text{H}_2(\text{g}) + \frac{1}{2}\text{O}_2(\text{g}) \rightarrow \text{H}_2\text{O}(\text{l})$ ;  $6\text{C}_{\text{graphite}}(\text{s}) + 6\text{H}_2(\text{g}) + 3\text{O}_2(\text{g}) \rightarrow \text{C}_6\text{H}_{12}\text{O}_6(\text{s})$ ;  $\text{Pb}(\text{s}) + \text{S}_{\text{rhombic}}(\text{s}) + 2\text{O}_2(\text{g}) \rightarrow \text{PbSO}_4(\text{s})$  77. a.  $-940. \text{ kJ}$ ; b.  $-265 \text{ kJ}$ ; c.  $-176 \text{ kJ}$  79. a.  $-908 \text{ kJ}$ ,  $-112 \text{ kJ}$ ,  $-140. \text{ kJ}$ ; b.  $12\text{NH}_3(\text{g}) + 21\text{O}_2(\text{g}) \rightarrow 8\text{HNO}_3(\text{aq}) + 4\text{NO}(\text{g}) + 14\text{H}_2\text{O}(\text{g})$ , exothermic 81.  $-2677 \text{ kJ}$  83.  $-169 \text{ kJ/mol}$  85. 132 kJ 87.  $-29.67 \text{ kJ/g}$  89. For  $\text{C}_3\text{H}_8(\text{g})$ ,  $-50.37 \text{ kJ/g}$  vs.  $-47.7 \text{ kJ/g}$  for octane. Because of the low boiling point of propane, there are extra safety hazards associated with using the necessary high-pressure compressed gas tanks. 91.  $1.05 \times 10^5 \text{ L}$  93. exothermic; heat energy is evolved. 95. 4900 g 97.  $-25 \text{ kJ/g}$ ;  $-2700 \text{ kJ/mol}$  99.  $-202.6 \text{ kJ}$  101. a.  $2\text{SO}_2(\text{g}) + \text{O}_2(\text{g}) \rightarrow 2\text{SO}_3(\text{g})$ ;  $w > 0$ ; b.  $\text{COCl}_2(\text{g}) \rightarrow \text{CO}(\text{g}) + \text{Cl}_2(\text{g})$ ;  $w < 0$ ; c.  $\text{N}_2(\text{g}) + \text{O}_2(\text{g}) \rightarrow 2\text{NO}(\text{g})$ ;  $w = 0$ ; Compare the sum of the coefficients of all the product gases in the balanced equation to the sum of the coefficients of all the reactant gases. When a balanced reaction has more mol of product gases than mol of reactant gases, then the reaction will expand in volume ( $\Delta V$  is positive) and the system does work on the surroundings ( $w < 0$ ). When a balanced reaction has a decrease in the mol of gas from reactants to products, then the reaction will contract in volume ( $\Delta V$  is negative) and the surroundings does compression work on the system ( $w > 0$ ). When there is no change in the mol of gas from reactants to products, then  $\Delta V = 0$  and  $w = 0$ . 103. 25 J 105. 4.2 kJ heat released 107. The calculated  $\Delta H$  value will be less positive (smaller) than it should be. 109.  $25.91^\circ\text{C}$  111.  $\frac{1}{2}\text{C} + \text{F} \rightarrow \text{A} + \text{B} + \text{D}$ ; 47.0 kJ 113. a. 632 kJ; b.  $\text{C}_2\text{H}_2(\text{g})$  115. a.  $-361 \text{ kJ}$ ; b.  $-199 \text{ kJ}$ ; c.  $-227 \text{ kJ}$ ; d.  $-112 \text{ kJ}$  117.  $w = -2940 \text{ J}$ ;  $\Delta E = 27.8 \text{ kJ}$  119.  $37 \text{ m}^2$  121.  $1 \times 10^4$  steps 123. 56.9 kJ 125. 1.74 kJ 127. 3.3 cm

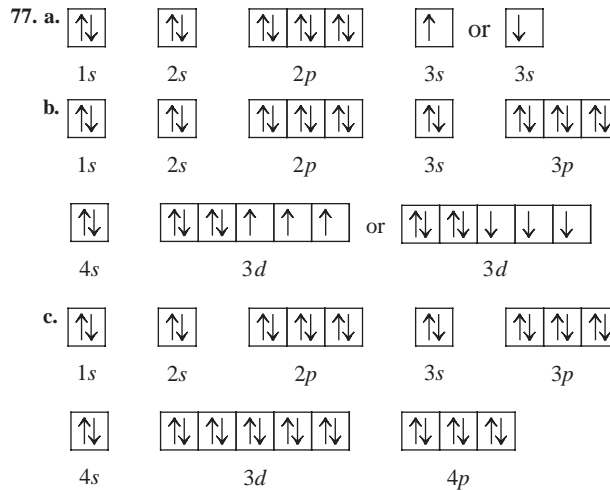
## Chapter 7

19. The equations relating the terms are  $v\lambda = c$ ,  $E = h\nu$ , and  $E = hc/\lambda$ . From the equations, wavelength and frequency are inversely related, photon energy and frequency are directly related, and photon energy and wavelength are inversely related. The unit of 1 joule (J) = 1 kg  $\text{m}^2/\text{s}^2$ . This is why you must change mass units to kg when using the de Broglie equation. 21. The photoelectric

effect refers to the phenomenon in which electrons are emitted from the surface of a metal when light strikes it. The light must have a certain minimum frequency (energy) in order to remove electrons from the surface of a metal. Light having a frequency below the minimum results in no electrons being emitted, whereas light at or higher than the minimum frequency does cause electrons to be emitted. For light having a frequency higher than the minimum frequency, the excess energy is transferred into kinetic energy for the emitted electron. Albert Einstein explained the photoelectric effect by applying quantum theory. **23.** Example 7.3 calculates the de Broglie wavelength of a ball and of an electron. The ball has a wave length on the order of  $10^{-34}$  m. This is incredibly short and, as far as the wave-particle duality is concerned, the wave properties of large objects are insignificant. The electron, with its tiny mass, also has a short wavelength: on the order of  $10^{-10}$  m. However, this wavelength is significant as it is on the same order as the spacing between atoms in a typical crystal. For very tiny objects like electrons, the wave properties are important. The wave properties must be considered, along with the particle properties, when hypothesizing about the electron motion in an atom. **25.** For the radial probability distribution, the space around the hydrogen nucleus is cut up into a series of thin spherical shells. When the total probability of finding the electron in each spherical shell is plotted versus the distance from the nucleus, we get the radial probability distribution graph. The plot shows a steady increase with distance from the nucleus, maximizes at a certain distance from the nucleus, then shows a steady decrease. Even though it is likely to find an electron near the nucleus, the volume of the spherical shell close to the nucleus is tiny, resulting in a low radial probability. The maximum radial probability distribution occurs at a distance of  $5.29 \times 10^{-2}$  nm from the nucleus; the electron is most likely to be found in the volume of the shell centered at this distance from the nucleus. The  $5.29 \times 10^{-2}$  nm distance is the exact radius of innermost ( $n = 1$ ) orbit in the Bohr model. **27.** If one more electron is added to a half-filled subshell, electron-electron repulsions will increase because two electrons must now occupy the same atomic orbital. This may slightly decrease the stability of the atom. **29.** The valence electrons are strongly attracted to the nucleus for elements with large ionization energies. One would expect these species to readily accept another electron and have very exothermic electron affinities. The noble gases are an exception; they have a large ionization energy but an endothermic electron affinity. Noble gases have a filled valence shell. The added electron must go into a higher  $n$  value atomic orbital, which would have a significantly higher energy. This is unfavorable. **31.** For hydrogen, all orbitals with the same value of  $n$  have the same energy. For polyatomic atoms/ions, the energy of the orbitals also depends on  $\ell$ . Because there are more nondegenerate energy levels for polyatomic atoms/ions as compared with hydrogen, there are many more possible electronic transitions resulting in more complicated line spectra. **33.** Yes, the maximum number of unpaired electrons in any configuration corresponds to a minimum in electron-electron repulsions. **35.** Ionization energy applies to the removal of the electron from the atom in the gas phase. The work function applies to the removal of an electron from the solid element. **37.**  $3.84 \times 10^{14} \text{ s}^{-1}$  **39.**  $3.0 \times 10^{10} \text{ s}^{-1}$ ,  $2.0 \times 10^{-23} \text{ J/photon}$ ,  $12 \text{ J/mol}$  **41.** Wave a has the longer wavelength ( $4.0 \times 10^{-4} \text{ m}$ ). Wave b has the higher frequency ( $1.5 \times 10^{12} \text{ s}^{-1}$ ) and larger photon energy ( $9.9 \times 10^{-22} \text{ J}$ ). Since both of these waves represent electromagnetic radiation, they both should travel at the same speed,  $c$ , the speed of light. Both waves represent infrared radiation. **43.**  $1.50 \times 10^{23}$  atoms **45.** 427.7 nm **47.** 276 nm **49.** a.  $2.4 \times 10^{-11} \text{ m}$ ; b.  $3.4 \times 10^{-34} \text{ m}$  **51.**  $1.6 \times 10^{-27} \text{ kg}$  **53.** a. 656.7 nm (visible); b. 486.4 nm (visible); c. 121.6 nm (ultraviolet)



**57.** 7462 nm; 93.79 nm **59.**  $n = 1 \rightarrow n = 5$ ,  $\lambda = 95.00 \text{ nm}$ ;  $n = 2 \rightarrow n = 6$ ,  $\lambda = 410.4 \text{ nm}$ ; visible light has sufficient energy for the  $n = 2 \rightarrow n = 6$  transition but does not have sufficient energy for the  $n = 1 \rightarrow n = 5$  transition. **61.**  $n = 1$ , 91.20 nm;  $n = 2$ , 364.8 nm **63.**  $n = 2$  **65.** a.  $5.79 \times 10^{-4} \text{ m}$ ; b.  $3.64 \times 10^{-33} \text{ m}$ ; c. The diameter of an H atom is roughly  $1.0 \times 10^{-8} \text{ cm}$ . The uncertainty in position is much larger than the size of the atom. **d.** The uncertainty is insignificant compared to the size of a baseball. **67.**  $n = 1, 2, 3, \dots$ ;  $\ell = 0, 1, 2, \dots (n - 1)$ ;  $m_\ell = -\ell, \dots, -2, -1, 0, 1, 2, \dots, +\ell$ . **69.** b. For  $\ell = 3$ ,  $m_\ell$  can range from  $-3$  to  $+3$ ; thus  $+4$  is not allowed. **c.**  $n$  cannot equal zero. **d.**  $\ell$  cannot be a negative number. **71.**  $\psi^2$  gives the probability of finding the electron at that point. **73.** 3; 1; 5; 25; 16 **75.** a. 32; b. 8; c. 25; d. 10; e. 6



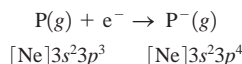
**79.** Si:  $1s^2 2s^2 2p^6 3s^2 3p^2$  or  $[\text{Ne}] 3s^2 3p^2$ ; Ga:  $1s^2 2s^2 2p^6 3s^2 3p^6 4s^2 3d^{10} 4p^1$  or  $[\text{Ar}] 4s^2 3d^{10} 4p^1$ ; As:  $[\text{Ar}] 4s^2 3d^{10} 4p^3$ ; Ge:  $[\text{Ar}] 4s^2 3d^{10} 4p^2$ ; Al:  $[\text{Ne}] 3s^2 3p^1$ ; Cd:  $[\text{Kr}] 5s^2 4d^{10}$ ; S:  $[\text{Ne}] 3s^2 3p^4$ ; Se:  $[\text{Ar}] 4s^2 3d^{10} 4p^4$  **81.** Sc:  $1s^2 2s^2 2p^6 3s^2 3p^6 4s^2 3d^1$ ; Fe:  $1s^2 2s^2 2p^6 3s^2 3p^6 4s^2 3d^6$ ; P:  $1s^2 2s^2 2p^6 3s^2 3p^3$ ; Cs:  $1s^2 2s^2 2p^6 3s^2 3p^6 4s^2 3d^{10} 4p^6 5s^2 4d^{10} 5p^6 6s^1$ ; Eu:  $1s^2 2s^2 2p^6 3s^2 3p^6 4s^2 3d^{10} 4p^6 5s^2 4d^{10} 5p^6 6s^2 4f^6 5d^1$  (Actual:  $[\text{Xe}] 6s^2 4f^7$ ); Pt:  $1s^2 2s^2 2p^6 3s^2 3p^6 4s^2 3d^{10} 4p^6 5s^2 4d^{10} 5p^6 6s^2 4f^{14} 5d^8$  (Actual:  $[\text{Xe}] 6s^1 4f^{14} 5d^9$ ); Xe:  $1s^2 2s^2 2p^6 3s^2 3p^6 4s^2 3d^{10} 4p^6 5s^2 4d^{10} 5p^6$ ; Br:  $1s^2 2s^2 2p^6 3s^2 3p^6 4s^2 3d^{10} 4p^5$  **83.** a. I:  $[\text{Kr}] 5s^2 4d^{10} 5p^5$ ; b. element 120:  $[\text{Rn}] 7s^2 5f^{14} 6d^{10} 7p^6 8s^2$ ; c. Rn:  $[\text{Xe}] 6s^2 4f^{14} 5d^{10} 6p^6$ ; d. Cr:  $[\text{Ar}] 4s^1 3d^5$  **85.** a. F:  $1s^2 2s^2 2p^5$ ; b. K:  $1s^2 2s^2 2p^6 3s^2 3p^6 4s^1$ ; c. In:  $[\text{Kr}] 5s^2 4d^{10} 5p^1$ ; d. C:  $1s^2 2s^2 2p^2$ ; Si:  $1s^2 2s^2 2p^6 3s^2 3p^2$  **87.** a. 18; b. 30; c. 8; d. 40

**89.** B:  $1s^2 2s^2 2p^1$  N:  $1s^2 2s^2 2p^3$

	$n$	$\ell$	$m_\ell$	$m_s$		$n$	$\ell$	$m_\ell$	$m_s$
1s	1	0	0	$+\frac{1}{2}$	1s	1	0	0	$+\frac{1}{2}$
1s	1	0	0	$-\frac{1}{2}$	1s	1	0	0	$-\frac{1}{2}$
2s	2	0	0	$+\frac{1}{2}$	2s	2	0	0	$+\frac{1}{2}$
2s	2	0	0	$-\frac{1}{2}$	2s	2	0	0	$-\frac{1}{2}$
2p	2	1	-1	$+\frac{1}{2}$	2p	2	1	-1	$+\frac{1}{2}$
					2p	2	1	0	$+\frac{1}{2}$
					2p	2	1	+1	$+\frac{1}{2}$

For boron, there are six possibilities for the  $2p$  electron. For nitrogen, all the  $2p$  electrons could have  $m_s = -\frac{1}{2}$ . **91.** 1A: 1,  $ns^1$ , Li,  $2s^1$ ; 2A: 2,  $ns^2$ , Ra,  $7s^2$ ; 3A: 3,  $ns^2 np^1$ , Ga,  $4s^2 4p^1$ ; 4A: 4,  $ns^2 np^2$ , Si,  $3s^2 3p^2$ ; 5A: 5,  $ns^2 np^3$ , Sb,  $5s^2 5p^3$ ; 6A: 6,  $ns^2 np^4$ , Po,  $6s^2 6p^4$ ; 7A: 7,  $ns^2 np^5$ , 117,  $7s^2 7p^5$ ; 8A: 8,  $ns^2 np^6$ , Ne,  $2s^2 2p^6$  **93.** none; an excited state; energy released **95.** C, O, Si, S, Ti, Ni, Ge, Se **97.** Li (1 unpaired electron), N (3 unpaired electrons), Ni (2 unpaired electrons), and Te (2 unpaired electrons) are all expected to be paramagnetic because they have unpaired electrons. **99.** a.  $\text{S} < \text{Se} < \text{Te}$ ; b.  $\text{Br} < \text{Ni} < \text{K}$ ; c.  $\text{F} < \text{Si} < \text{Ba}$  **101.** a.  $\text{Te} < \text{Se} < \text{S}$ ; b.  $\text{K} < \text{Ni} < \text{Br}$ ; c.  $\text{Ba} < \text{Si} < \text{F}$

**103. a.** He; **b.** Cl; **c.** element 116; **d.** Si; **e.** Na<sup>+</sup> **105. a.** [Rn]7s<sup>2</sup>5f<sup>4</sup>6d<sup>4</sup>; **b.** W; **c.** SgO<sub>3</sub> and SgO<sub>4</sub><sup>2-</sup> probably would form (similar to Cr). **107.** Se is an exception to the general ionization trend. There are extra electron–electron repulsions in Se because two electrons are in the same 4p orbital, resulting in a lower ionization energy than expected. **109. a.** C, Br; **b.** N, Ar; **c.** C, Br **111.** Al (–44), Si (–120), P (–74), S (–200.4), Cl (–348.7); Based on the increasing nuclear charge, we would expect the electron affinity (EA) values to become more exothermic as we go from left to right in the period. Phosphorus is out of line. The reaction for the EA of P is



The additional electron in P<sup>–</sup> will have to go into an orbital that already has one electron. There will be greater repulsions between the paired electrons in P<sup>–</sup>, causing the EA of P to be less favorable than predicted based solely on attractions to the nucleus. **113. a.** Se < S; **b.** I < Br < F < Cl **115.** Electron–electron repulsions are much greater in O<sup>–</sup> than in S<sup>–</sup> because the electron goes into a smaller 2p orbital versus the larger 3p orbital in sulfur. This results in a more favorable (more exothermic) EA for sulfur. **117. a.** Se<sup>3+</sup>(g) → Se<sup>4+</sup>(g) + e<sup>–</sup>; **b.** S<sup>–</sup>(g) + e<sup>–</sup> → S<sup>2–</sup>(g); **c.** Fe<sup>3+</sup>(g) + e<sup>–</sup> → Fe<sup>2+</sup>(g); **d.** Mg(g) → Mg<sup>+</sup>(g) + e<sup>–</sup> **119.** potassium peroxide, K<sub>2</sub>O<sub>2</sub>; K<sup>2+</sup> unstable **121.** 6.582 × 10<sup>14</sup> s<sup>–1</sup>; 4.361 × 10<sup>–19</sup> J **123.** Yes; the ionization energy general trend decreases down a group and the atomic radius trend increases down a group. The data in Table 7.8 confirm both of these general trends. **125. a.** 6Li(s) + N<sub>2</sub>(g) → 2Li<sub>3</sub>N(s); **b.** 2Rb(s) + S(s) → Rb<sub>2</sub>S(s) **127.** 4.5 × 10<sup>14</sup> s<sup>–1</sup> **129. a.** 5.0 × 10<sup>–6</sup> m; **b.** infrared; **c.** 4.0 × 10<sup>–20</sup> J/photon, 2.4 × 10<sup>4</sup> J/mol; **d.** less energetic **131.** O: 1s<sup>2</sup>2s<sup>2</sup>2p<sup>4</sup>; C: 1s<sup>2</sup>2s<sup>2</sup>2p<sup>2</sup>; H: 1s<sup>1</sup>; N: 1s<sup>2</sup>2s<sup>2</sup>2p<sup>3</sup>; Ca: [Ar]4s<sup>2</sup>; P: [Ne]3s<sup>2</sup>3p<sup>3</sup>; Mg: [Ne]3s<sup>2</sup>; K: [Ar]4s<sup>1</sup> **133.** smallest size: O; largest size: K; smallest 1st ionization energy: K; largest 1st ionization energy: N **135.** 386 nm **137.** 200 s **139.** λ = 4.104 × 10<sup>–5</sup> cm so violet light is emitted. **141. a.** true for H only; **b.** true for all atoms; **c.** true for all atoms **143.** When the p and d orbital functions are evaluated at various points in space, the results sometimes have positive values and sometimes have negative values. The term *phase* is often associated with the + and – signs. For example, a sine wave has alternating positive and negative phases. This is analogous to the positive and negative values (phases) in the p and d orbitals. **145.** The element with the smallest first ionization energy (I<sub>1</sub>) is Al (the green plot), the next highest I<sub>1</sub> belongs to Mg (the blue plot), and Si has the largest I<sub>1</sub> (the red plot). Mg is the element with the huge jump between I<sub>2</sub> and I<sub>3</sub>; it has two valence electrons so the third electron removed is an inner-core electron. Inner-core electrons are always much more difficult to remove as compared to valence electrons because they are closer to the nucleus, on average, as compared to the valence electrons. **147.** Valence electrons are easier to remove than inner-core electrons. The large difference in energy between I<sub>2</sub> and I<sub>3</sub> indicates that this element has two valence electrons. The element is most likely an alkaline earth metal because alkaline earth metals have two valence electrons. **149. a.** 146 kJ; **b.** 407 kJ; **c.** 1117 kJ; **d.** 1524 kJ **151. S** **153. a.** line A, n = 6 to n = 3; line B, n = 5 to n = 3; **b.** 121.6 nm **155.** X = C, m = 5; C<sup>5+</sup> is the ion. **157.** For r = a<sub>0</sub> and θ = 0°, ψ<sup>2</sup> = 2.46 × 10<sup>28</sup>. For r = a<sub>0</sub> and θ = 90°, ψ<sup>2</sup> = 0. As expected, the xy plane is a node for the 2p<sub>z</sub> atomic orbital.

**159. a.**

1											2
3											4
5	6	7	8	9	10	11	12				
13	14	15	16	17	18	19	20				

**b.** 2, 4, 12, and 20; **c.** There are many possibilities. One example of each formula is XY = 1 + 11, XY<sub>2</sub> = 6 + 11, X<sub>2</sub>Y = 1 + 10, XY<sub>3</sub> = 7 + 11, and X<sub>2</sub>Y<sub>3</sub> = 7 + 10; **d.** 6; **e.** 0; **f.** 18 **161.** The ratios for Mg, Si, P, Cl, and Ar are about the same. However, the ratios for Na, Al, and S are higher. For Na, the second IE is extremely high because the electron is taken from n = 2 (the first electron is taken from n = 3). For Al, the first electron requires a bit less energy than expected by the trend due to the fact it is a 3p electron. For S, the first electron requires a bit less energy than expected by the trend due to

electrons being paired in one of the p orbitals. **163. a.** As we remove succeeding electrons, the electron being removed is closer to the nucleus and there are fewer electrons left repelling it. The remaining electrons are more strongly attracted to the nucleus and it takes more energy to remove these electrons. **b.** For I<sub>4</sub>, we begin removing an electron with n = 2. For I<sub>3</sub>, we removed an electron with n = 3. In going from n = 3 to n = 2 there is a big jump in ionization energy because the n = 2 electrons (inner core) are much closer to the nucleus on the average than the n = 3 electrons (valence electrons). Since the n = 2 electrons are closer to the nucleus, they are held more tightly and require a much larger amount of energy to remove them. **c.** Al<sup>4+</sup>; the electron affinity for Al<sup>4+</sup> is ΔH for the reaction



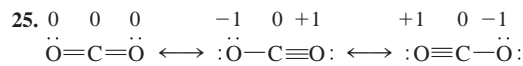
**d.** The greater the number of electrons, the greater the size. So



**165.** Solving for the molar mass of the element gives 40.2 g/mol; this is calcium. **167. a.** Fr = [Rn]7s<sup>1</sup>, Fr<sup>+</sup> = [Rn]; **b.** 7.7 × 10<sup>22</sup> Fr atoms; **c.** 2.27790 × 10<sup>–22</sup> g

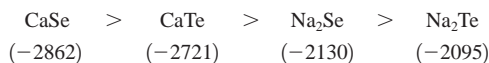
## Chapter 8

**15.** In H<sub>2</sub> and HF, the bonding is covalent in nature, with an electron pair being shared between the atoms. In H<sub>2</sub>, the two atoms are identical, so the sharing is equal; in HF, the two atoms are different with different electronegativities, so the sharing is unequal, and as a result, the bond is polar covalent. Both are in marked contrast to the situation in NaF: NaF is an ionic compound—an electron has been completely transferred from sodium to fluorine—producing separate ions. **17.** (NH<sub>4</sub>)<sub>2</sub>SO<sub>4</sub> and Ca<sub>3</sub>(PO<sub>4</sub>)<sub>2</sub> are compounds with both ionic and covalent bonds. **19.** Electronegativity increases left to right across the periodic table and decreases from top to bottom. Hydrogen has an electronegativity value between B and C in the second row, and identical to P in the third row. Going further down the periodic table, H has an electronegativity value between As and Se (row 4) and identical to Te (row 5). It is important to know where hydrogen fits into the electronegativity trend, especially for rows 2 and 3. If you know where H fits into the trend, then you can predict bond dipole directions for nonmetals bonded to hydrogen. **21.** For ions, concentrate on the number of protons and the number of electrons present. The species whose nucleus holds the electrons most tightly will be smallest. For example, compare the size of an anion to the neutral atom. The anion has more electrons held by the same number of protons in the nucleus. These electrons will not be held as tightly, resulting in a bigger size for the anion as compared to the neutral atom. For isoelectronic ions, the same number of electrons are held by different numbers of protons in the various ions. The ion with the most protons holds the electrons tightest and has smallest size. **23.** Fossil fuels contain a lot of carbon and hydrogen atoms. Combustion of fossil fuels (reaction with O<sub>2</sub>) produces CO<sub>2</sub> and H<sub>2</sub>O. Both these compounds have very strong bonds. Because strong bonds are formed, combustion reactions are very exothermic.



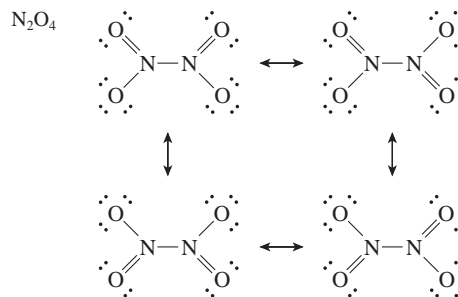
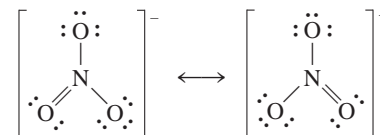
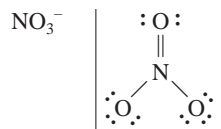
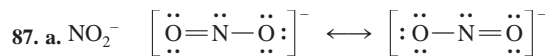
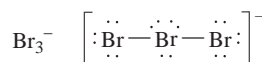
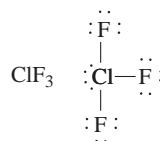
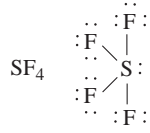
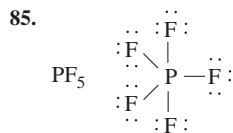
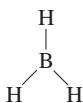
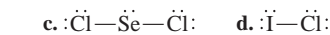
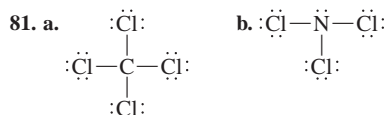
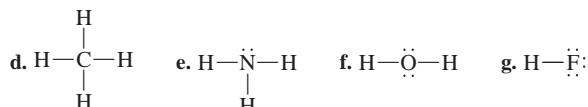
The formal charges are shown above the atoms in the three Lewis structures. The best Lewis structure for CO<sub>2</sub>, from a formal charge standpoint, is the first structure with each oxygen double bonded to carbon. This structure has a formal charge of zero on all atoms (which is preferred). The other two resonance structures have nonzero formal charges on the oxygens, making them less reasonable. For CO<sub>2</sub>, we usually ignore the last two resonance structures and think of the first structure as the true Lewis structure for CO<sub>2</sub>. **27. a.** C < N < O; **b.** Se < S < Cl; **c.** Sn < Ge < Si; **d.** Tl < Ge < S **29. a.** Ge–F; **b.** P–Cl; **c.** S–F; **d.** Ti–Cl **31.** Order of electronegativity from Fig. 8.3: **a.** C(2.5) < N(3.0) < O(3.5), same; **b.** Se(2.4) < S(2.5) < Cl(3.0), same; **c.** Si = Ge = Sn(1.8), different; **d.** Tl(1.8) = Ge(1.8) < S(2.5), different. Most polar bonds using actual electronegativity values: **a.** Si–F and Ge–F equal polarity (Ge–F predicted); **b.** P–Cl (same as predicted); **c.** S–F (same as predicted); **d.** Ti–Cl (same as predicted) **33.** Incorrect: b, d, e; **b.** δ<sup>–</sup>Cl–I<sup>δ+</sup>;

**d.** nonpolar bond so no dipole moment; **e.**  $\delta^- \text{O} - \text{P}^{\delta+}$  **35. a.** ionic; **b.** covalent; **c.** polar covalent; **d.** ionic; **e.** polar covalent; **f.** covalent **37.**  $\text{F}-\text{H} > \text{O}-\text{H} > \text{N}-\text{H} > \text{C}-\text{H} > \text{P}-\text{H}$  **39.**  $\text{Rb}^+$ ;  $[\text{Ar}]4s^23d^{10}4p^6$ ;  $\text{Ba}^{2+}$ ;  $[\text{Kr}]5s^24d^{10}5p^6$ ;  $\text{Se}^{2-}$ ;  $[\text{Ar}]4s^23d^{10}4p^6$ ;  $\text{I}^-$ ;  $[\text{Kr}]5s^24d^{10}5p^6$  **41. a.**  $\text{Li}^+$  and  $\text{N}^{3-}$  are the expected ions. The formula of the compound would be  $\text{Li}_3\text{N}$  (lithium nitride). **b.**  $\text{Ga}^{3+}$  and  $\text{O}^{2-}$ ;  $\text{Ga}_2\text{O}_3$ , gallium(III) oxide or gallium oxide; **c.**  $\text{Rb}^+$  and  $\text{Cl}^-$ ;  $\text{RbCl}$ , rubidium chloride; **d.**  $\text{Ba}^{2+}$  and  $\text{S}^{2-}$ ;  $\text{BaS}$ , barium sulfide **43. a.**  $\text{Mg}^{2+}$  and  $\text{Al}^{3+}$ ;  $1s^22s^22p^6$ ;  $\text{K}^+$ ;  $1s^22s^22p^63s^23p^6$ ; **b.**  $\text{N}^{3-}$ ,  $\text{O}^{2-}$ , and  $\text{F}^-$ ;  $1s^22s^22p^6$ ;  $\text{Te}^{2-}$ ;  $[\text{Kr}]5s^24d^{10}5p^6$  **45. a.**  $\text{Sc}^{3+}$ ; **b.**  $\text{Te}^{2-}$ ; **c.**  $\text{Ce}^{4+}$ ,  $\text{Tl}^{4+}$ ; **d.**  $\text{Ba}^{2+}$  **47. a.**  $\text{F}^-$ ,  $\text{O}^{2-}$ , or  $\text{N}^{3-}$ ; **b.**  $\text{Cl}^-$ ,  $\text{S}^{2-}$ , or  $\text{P}^{3-}$ ; **c.**  $\text{F}^-$ ,  $\text{O}^{2-}$ , or  $\text{N}^{3-}$ ; **d.**  $\text{Br}^-$ ,  $\text{Se}^{2-}$ , or  $\text{As}^{3-}$  **49.**  $\text{Mg}^{2+}$ ,  $\text{Na}^+$ ,  $\text{F}^-$ ,  $\text{O}^{2-}$ , and  $\text{N}^{3-}$  are all isoelectronic with neon.  $\text{Mg}^{2+} < \text{Na}^+ < \text{F}^- < \text{O}^{2-} < \text{N}^{3-}$  **51. a.**  $\text{Cu} > \text{Cu}^+ > \text{Cu}^{2+}$ ; **b.**  $\text{Pt}^{2+} > \text{Pd}^{2+} > \text{Ni}^{2+}$ ; **c.**  $\text{O}^{2-} > \text{O}^- > \text{O}$ ; **d.**  $\text{La}^{3+} > \text{Eu}^{3+} > \text{Gd}^{3+} > \text{Yb}^{3+}$ ; **e.**  $\text{Te}^{2-} > \text{I}^- > \text{Cs}^+ > \text{Ba}^{2+} > \text{La}^{3+}$  **53. a.**  $\text{NaCl}$ ,  $\text{Na}^+$  smaller than  $\text{K}^+$ ; **b.**  $\text{LiF}$ ,  $\text{F}^-$  smaller than  $\text{Cl}^-$ ; **c.**  $\text{MgO}$ ,  $\text{O}^{2-}$  greater charge than  $\text{OH}^-$ ; **d.**  $\text{Fe}(\text{OH})_3$ ,  $\text{Fe}^{3+}$  greater charge than  $\text{Fe}^{2+}$ ; **e.**  $\text{Na}_2\text{O}$ ,  $\text{O}^{2-}$  greater charge than  $\text{Cl}^-$ ; **f.**  $\text{MgO}$ ,  $\text{Mg}^{2+}$  smaller than  $\text{Ba}^{2+}$ , and  $\text{O}^{2-}$  smaller than  $\text{S}^{2-}$ . **55.**  $-437 \text{ kJ/mol}$  **57.** The lattice energy for  $\text{Mg}^{2+}\text{O}^{2-}$  will be much more exothermic than for  $\text{Mg}^+\text{O}^-$ . **59.**  $181 \text{ kJ/mol}$  **61.**  $\text{Ca}^{2+}$  has greater charge than  $\text{Na}^+$ , and  $\text{Se}^{2-}$  is smaller than  $\text{Te}^{2-}$ . Charge differences affect lattice energy values more than size differences, and we expect the trend from most exothermic to least exothermic to be:

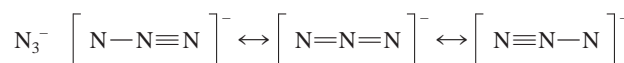
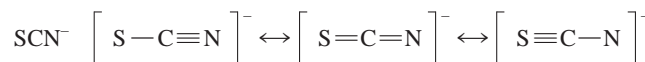
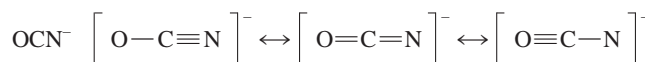


**63. a.**  $-183 \text{ kJ}$ ; **b.**  $-109 \text{ kJ}$  **65.**  $-42 \text{ kJ}$  **67.**  $-1282 \text{ kJ}$  **69.**  $-1228 \text{ kJ}$  **71.**  $485 \text{ kJ/mol}$  **73. a.** Using standard enthalpies of formation,  $\Delta H^\circ = -184 \text{ kJ}$  vs.  $-183 \text{ kJ}$  from bond energies; **b.** Using standard enthalpies of formation,  $\Delta H = -92 \text{ kJ}$  vs.  $-109 \text{ kJ}$  from bond energies. Bond energies give a reasonably good estimate for  $\Delta H$ , especially when all reactants and products are gases. **75. a.** Using  $\text{SF}_4$  data:  $D_{\text{SF}} = 342.5 \text{ kJ/mol}$ . Using  $\text{SF}_6$  data:  $D_{\text{SF}} = 327.0 \text{ kJ/mol}$ . **b.** The  $\text{S}-\text{F}$  bond energy in the table is  $327 \text{ kJ/mol}$ . The value in the table was based on the  $\text{S}-\text{F}$  bond in  $\text{SF}_6$ . **c.**  $\text{S}(\text{g})$  and  $\text{F}(\text{g})$  are not the most stable forms of the elements at  $25^\circ\text{C}$ . The most stable forms are  $\text{S}_8(\text{s})$  and  $\text{F}_2(\text{g})$ ;  $\Delta H_f^\circ = 0$  for these two species. **77.**  $158.4 \text{ kJ/mol}$  vs.  $160. \text{ kJ/mol}$  in Table 8.4

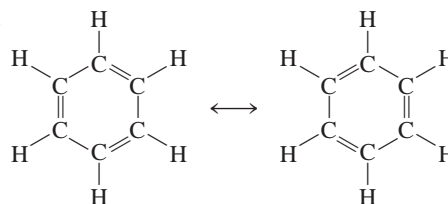
**79. a.**  $\text{F}-\text{F}$ ; **b.**  $\text{O}=\text{O}$ ; **c.**  $\text{C}\equiv\text{O}$ :



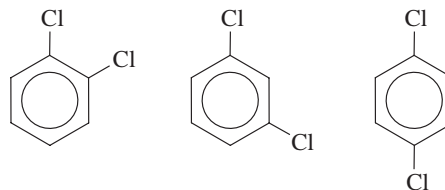
**b.**



**89.**

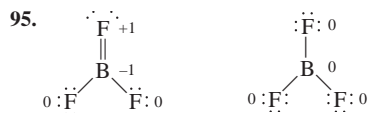


**91.** With resonance all carbon-carbon bonds are equivalent (we indicate this with a circle in the ring), giving three different structures:

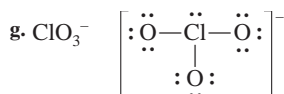
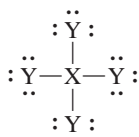


Localized double bonds give four unique structures.

**93.** Longest  $\rightarrow$  shortest  $\text{C}-\text{O}$  bond:  $\text{CH}_3\text{OH} > \text{CO}_3^{2-} > \text{CO}_2 > \text{CO}$ ; weakest  $\rightarrow$  strongest  $\text{C}-\text{O}$  bond:  $\text{CH}_3\text{OH} < \text{CO}_3^{2-} < \text{CO}_2 < \text{CO}$



The first Lewis structure obeys the octet rule but has a +1 formal charge on the most electronegative element there is, fluorine, and a negative formal charge on a much less electronegative element, boron. This is just the opposite of what we expect: negative formal charge on F and positive formal charge on B. The other Lewis structure does not obey the octet rule for B but has a zero formal charge on each element in  $\text{BF}_3$ . Since structures generally want to minimize formal charge,  $\text{BF}_3$  with only single bonds is best from a formal charge point of view. 97. a–f and h all have similar Lewis structures:



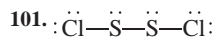
Formal charges: **a.** +1; **b.** +2; **c.** +3; **d.** +1; **e.** +2; **f.** +4; **g.** +2; **h.** +1



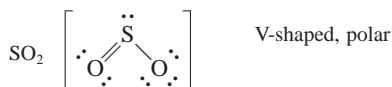
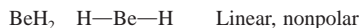
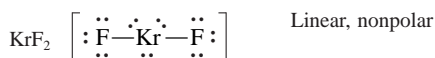
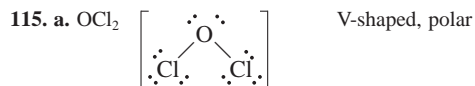
Formal charge: 0 0 0 0

Oxidation number: -1 +1 +1 -1


Oxidation numbers are more useful. We are forced to assign +1 as the oxidation number for oxygen. Oxygen is very electronegative and +1 is not a stable oxidation state for this element.




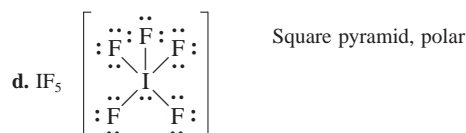
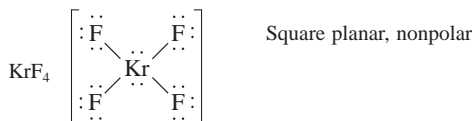
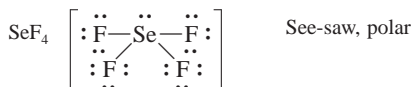
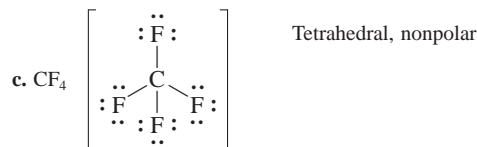
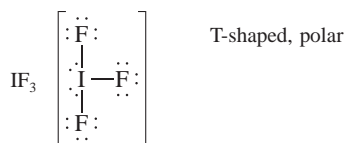
103. [81] **a.** tetrahedral,  $109.5^\circ$ ; **b.** trigonal pyramid,  $<109.5^\circ$ ; **c.** V-shaped,  $<109.5^\circ$ ; **d.** linear, no bond angle in diatomic molecules. [87] **a.**  $\text{NO}_2^-$ : V-shaped,  $\sim 120^\circ$ ;  $\text{NO}_3^-$ : trigonal planar,  $120^\circ$ ;  $\text{N}_2\text{O}_4$ : trigonal planar about both N atoms,  $120^\circ$ ; **b.** all are linear,  $180^\circ$  105.  $\text{Br}_3^-$ : linear;  $\text{ClF}_3$ : T-shaped;  $\text{SF}_4$ : see-saw 107. **a.** trigonal planar;  $120^\circ$ ; **b.** V-shaped;  $\sim 120^\circ$  109. **a.** linear;  $180^\circ$ ; **b.** T-shaped;  $\sim 90^\circ$ ; **c.** see-saw;  $\sim 90^\circ$  and  $\sim 120^\circ$ ; **d.** trigonal bipyramid;  $90^\circ$  and  $120^\circ$  111.  $\text{SeO}_2$  (bond dipoles do not cancel each other out in  $\text{SeO}_2$ ) 113.  $\text{ICl}_3$  and  $\text{TeF}_4$  (bond dipoles do not cancel each other out in  $\text{ICl}_3$  and  $\text{TeF}_4$ )



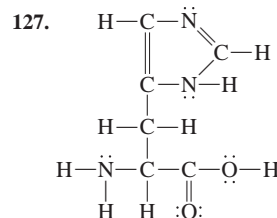
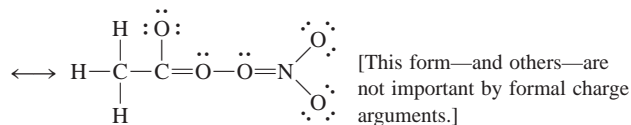
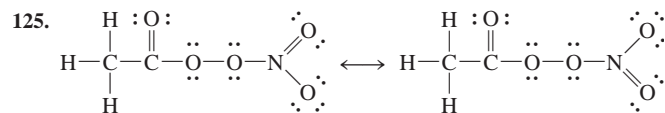
(one other resonance structure possible)



(two other resonance structures possible)



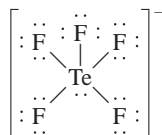
117. Element E is a halogen (F, Cl, Br, or I); trigonal pyramid;  $<109.5^\circ$  119. The polar bonds are symmetrically arranged about the central atoms, and all the individual bond dipoles cancel to give no net dipole moment for each molecule, i.e., the molecules are nonpolar. 121.  $\text{Na}^+$ :  $1s^2 2s^2 2p^6$ ;  $\text{K}^+$ :  $1s^2 2s^2 2p^6 3s^2 3p^6$ ;  $\text{Na}^+$  is smaller than  $\text{K}^+$ .  $\text{Cl}^-$ :  $1s^2 2s^2 2p^6 3s^2 3p^6$ ;  $\text{Na}^+ < \text{K}^+ < \text{Cl}^-$  123.  $-27.70 \text{ kJ/g}$  vs.  $-47.8 \text{ kJ/g}$  for gasoline



We would expect  $120^\circ$  bond angles about the carbon atom labeled 1 and  $\sim 109.5^\circ$  bond angles about the nitrogen atom labeled 2. The nitrogen bond angles should be slightly smaller than  $109.5^\circ$  due to the lone pair of electrons on nitrogen. 129. **a.** radius:  $\text{N}^+ < \text{N} < \text{N}^-$ ; I.E.:  $\text{N}^- < \text{N} < \text{N}^+$ ; **b.** radius:  $\text{Cl}^- < \text{Cl} < \text{Se}^-$ ; I.E.:  $\text{Se}^- < \text{Se} < \text{Cl} < \text{Cl}^+$ ; **c.** radius:  $\text{Sr}^{2+} < \text{Rb}^+ < \text{Br}^-$ ; I.E.:  $\text{Br}^- < \text{Rb}^+ < \text{Sr}^{2+}$ ; 131. **a.** 1549 kJ; **b.** 1390. kJ **c.** 1312 kJ; **d.** 1599 kJ 133. **a.**  $\text{NaBr}$ :

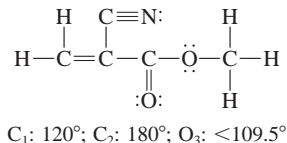
In  $\text{NaBr}_2$ , the sodium ion would have a +2 charge assuming each bromine has a -1 charge. Sodium doesn't form stable  $\text{Na}^{2+}$  compounds. **b.**  $\text{ClO}_4^-$ :  $\text{ClO}_4$  has 31 valence electrons so it is impossible to satisfy the octet rule for all atoms in  $\text{ClO}_4$ . The extra electron from the -1 charge in  $\text{ClO}_4^-$  allows for complete octets for all atoms. **c.**  $\text{XeO}_4$ : We can't draw a Lewis structure that obeys the octet rule for  $\text{SO}_4$  (30 electrons), unlike  $\text{XeO}_4$  (32 electrons). **d.**  $\text{SeF}_4$ : Both compounds require the central atom to expand its octet. O is too small and doesn't have low-energy  $d$  orbitals to expand its octet (which is true for all row 2 elements). **135. a.** Both have one or more  $180^\circ$  bond angles; both are made up entirely of Xe and Cl; both have the individual bond dipoles arranged so they cancel each other (both are nonpolar); both have lone pairs on the central Xe atom; both have a central Xe atom that has more than 8 electrons around it. **b.** All have lone pairs on the central atom; all have a net dipole moment (all are polar). **137.** Yes, each structure has the same number of effective pairs around the central atom. (We count a multiple bond as a single group of electrons.)

**139.**

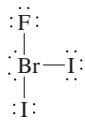


The lone pair of electrons around Te exerts a stronger repulsion than the bonding pairs. The stronger repulsion pushes the four square planar F atoms away from the lone pair, reducing the bond angles between the axial F atom and the square planar F atoms. **141. a.**  $-5 \times 10^{-18}$  J; **b.**  $-6 \times 10^{-18}$  J **143.** 17 kJ/mol **145.** See Fig. 8.11 to see the data supporting MgO as an ionic compound. Note that the lattice energy is large enough to overcome all of the other processes (removing 2 electrons from Mg, and so on). The bond energy for  $\text{O}_2$  (247 kJ/mol) and electron affinity (737 kJ/mol) are the same when making CO. However, the energy needed to ionize carbon to form a  $\text{C}^{2+}$  ion must be too large. Figure 7.32 shows that the first ionization energy for carbon is about 400 kJ/mol greater than the first IE for magnesium. If all other numbers were equal, the overall energy change would be  $\sim 200$  kJ/mol (see Fig. 8.11). It is not unreasonable to assume that the second ionization energy for carbon is more than 200 kJ/mol greater than the second ionization energy for magnesium. **147.** As the halogen atoms get larger, it becomes more difficult to fit three halogen atoms around the small nitrogen atom, and the  $\text{NX}_3$  molecule becomes less stable. **149.** reaction i:  $-2636$  kJ; reaction ii:  $-3471$  kJ; reaction iii:  $-3543$  kJ; Reaction iii yields the most energy per kg ( $-8085$  kJ/kg)

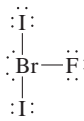
**151.**



**153. a.** Two possible structures exist; each has a T-shaped molecular structure:

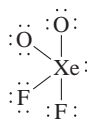


$90^\circ$  bond angle between I atoms

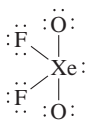


$180^\circ$  bond angle between I atoms

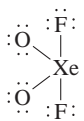
**b.** Three possible structures exist; each has a see-saw molecular structure:



$90^\circ$  bond angle between O atoms

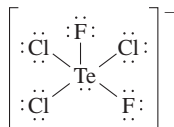


$180^\circ$  bond angle between O atoms

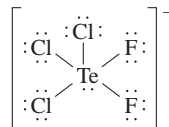


$120^\circ$  bond angle between O atoms

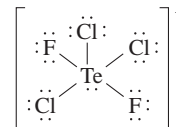
**c.** Three possible structures exist; each has a square pyramid molecular structure:



One F atom is  $180^\circ$  from lone pair.



Both F atoms are  $90^\circ$  from lone pair and  $90^\circ$  from each other.



Both F atoms are  $90^\circ$  from lone pair and  $180^\circ$  from each other.

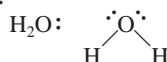
**155.** X is iodine; square pyramid **157.**  $\text{Cr} < \text{As} < \text{P} < \text{Cl}$

## Chapter 9

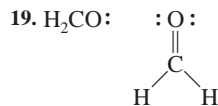
**9.** In hybrid orbital theory, some or all of the valence atomic orbitals of the central atom in a molecule are mixed together to form hybrid orbitals; these hybrid orbitals point to where the bonded atoms and lone pairs are oriented. The  $\sigma$  bonds are formed from the hybrid orbitals overlapping head to head with an appropriate orbital on the bonded atom. The  $\pi$  bonds in hybrid orbital theory are formed from unhybridized  $p$  atomic orbitals. The  $p$  orbitals overlap side to side to form the  $\pi$  bond where the  $\pi$  electrons occupy the space above and below a line joining the atoms  $\pi$  the internuclear axis). Assuming the  $z$ -axis is the internuclear axis, then the  $p_z$  atomic orbital will always be hybridized whether the hybridization is  $sp$ ,  $sp^2$ ,  $sp^3$ ,  $dsp^3$  or  $d^2sp^3$ . For  $sp$  hybridization, the  $p_x$  and  $p_y$  atomic orbitals are unhybridized; they are used to form two  $\pi$  bonds to the bonded atom(s). For  $sp^2$  hybridization, either the  $p_x$  or  $p_y$  atomic orbital is hybridized (along with the  $s$  and  $p_z$  orbitals); the other  $p$  orbital is used to form a  $\pi$  bond to a bonded atom. For  $sp^3$  hybridization, the  $s$  and all of the  $p$  orbitals are hybridized; no unhybridized  $p$  atomic orbitals are present, so typical  $\pi$  bonds do not form with  $sp^3$  hybridization. For  $dsp^3$  and  $d^2sp^3$  hybridization, we just mix in one or two  $d$  orbitals into the hybridization process. Which specific  $d$  orbitals are used is not important to our discussion.

**11.** We use  $d$  orbitals when we have to; i.e., we use  $d$  orbitals when the central atom on a molecule has more than eight electrons around it. The  $d$  orbitals are necessary to accommodate the electrons over eight. Row 2 elements never have more than eight electrons around them so they never hybridize  $d$  orbitals. We rationalize this by saying there are no  $d$  orbitals close in energy to the valence  $2s$  and  $2p$  orbitals ( $2d$  orbitals are forbidden energy levels). However, for row 3 and heavier elements, there are  $3d$ ,  $4d$ ,  $5d$ , etc. orbitals that will be close in energy to the valence  $s$  and  $p$  orbitals. It is row 3 and heavier nonmetals that hybridize  $d$  orbitals when they have to. For sulfur, the valence electrons are in  $3s$  and  $3p$  orbitals. Therefore,  $3d$  orbitals are closest in energy and are available for hybridization. Arsenic would hybridize  $4d$  orbitals to go with the valence  $4s$  and  $4p$  orbitals while iodine would hybridize  $5d$  orbitals since the valence electrons are in  $n = 5$ . **13.** Bonding and antibonding molecular orbitals are both solutions to the quantum mechanical treatment of the molecule. Bonding orbitals form when in-phase orbitals combine to give constructive interference. This results in enhanced electron probability located between the two nuclei. The end result is that a bonding MO is lower in energy than the atomic orbitals of which it is composed. Antibonding orbitals form when out-of-phase orbitals combine. The mismatched phases produce destructive interference leading to a node in the electron probability between the two nuclei. With electron distribution pushed to the outside, the energy of an antibonding orbital is higher than the energy of the atomic orbitals of which it is composed. **15.** The localized electron model does not deal effectively with molecules containing unpaired electrons. We can draw all of the possible resonance structures for NO, but still not have a good feel for whether the bond in NO is weaker or stronger than the bond in  $\text{NO}^-$ . MO theory can handle odd electron species without any modifications. In addition, hybrid orbital theory does not predict that  $\text{NO}^-$  is paramagnetic. The MO theory correctly makes this prediction.

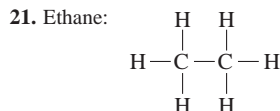
**17.**



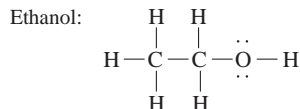
H<sub>2</sub>O has a tetrahedral arrangement of the electron pairs about the O atom that requires  $sp^3$  hybridization. Two of the  $sp^3$  hybrid orbitals are used to form bonds to the two hydrogen atoms, and the other two  $sp^3$  hybrid orbitals hold the two lone pairs on oxygen.



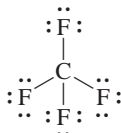
The central carbon atom has a trigonal planar arrangement of the electron pairs that requires  $sp^2$  hybridization. Two of the  $sp^2$  hybrid orbitals are used to form the two bonds to hydrogen. The other  $sp^2$  hybrid orbital forms the  $\sigma$  bond to oxygen. The unchanged (unhybridized)  $p$  orbital on carbon is used to form the  $\pi$  bond between carbon and oxygen.



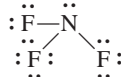
The carbon atoms are  $sp^3$  hybridized. The six C—H bonds are formed from the  $sp^3$  hybrid orbitals on C with the  $1s$  atomic orbitals from the hydrogen atoms. The carbon-carbon bond is formed from an  $sp^3$  hybrid orbital on each C atom.



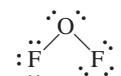
The two C atoms and the O atom are all  $sp^3$  hybridized. All bonds are formed from these  $sp^3$  hybrid orbitals. The C—H and O—H bonds form from  $sp^3$  hybrid orbitals and the  $1s$  atomic orbitals from the hydrogen atom. The C—C and C—O bonds are formed from  $sp^3$  hybrid orbitals on each atom. 23. [81] All are  $sp^3$  hybridized. [87] **a.** NO<sub>2</sub><sup>-</sup>,  $sp^2$ ; NO<sub>3</sub><sup>-</sup>,  $sp^2$ ; N<sub>2</sub>O<sub>4</sub>, both N atoms are  $sp^2$  hybridized; **b.** All are  $sp$  hybridized. 25. All exhibit  $dsp^3$  hybridization. 27. The molecules in Exercise 107 all exhibit  $sp^2$  hybridization about the central atom; the molecules in Exercise 108 all exhibit  $sp^3$  hybridization about the central atom. 29. **a.** tetrahedral, 109.5°,  $sp^3$ , nonpolar



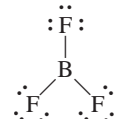
**b.** trigonal pyramid, <109.5°,  $sp^3$ , polar



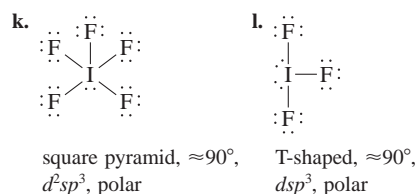
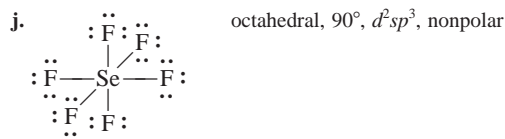
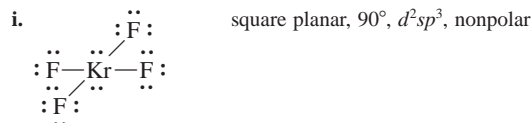
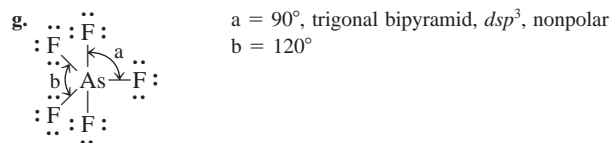
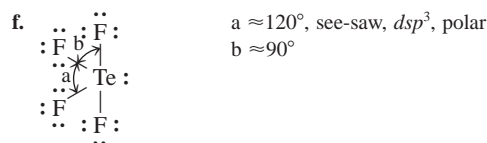
**c.** V-shaped, <109.5°,  $sp^3$ , polar



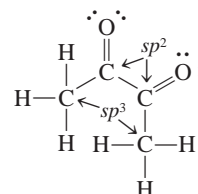
**d.** trigonal planar, 120°,  $sp^2$ , nonpolar



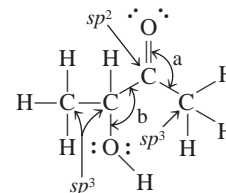
**e.** linear, 180°,  $sp$ , nonpolar



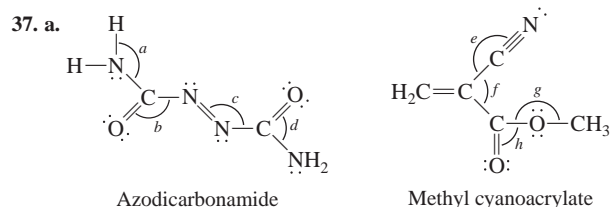
31. The  $\pi$  bond forces all six atoms into the same plane. 33. **a.** There are 33  $\sigma$  and 9  $\pi$  bonds. **b.** All C atoms are  $sp^2$  hybridized since all have a trigonal planar arrangement of the electrons. 35. Biacetyl:



All CCO angles are 120°. The six atoms are not forced to lie in the same plane. 11  $\sigma$  and 2  $\pi$  bonds; Acetoin:



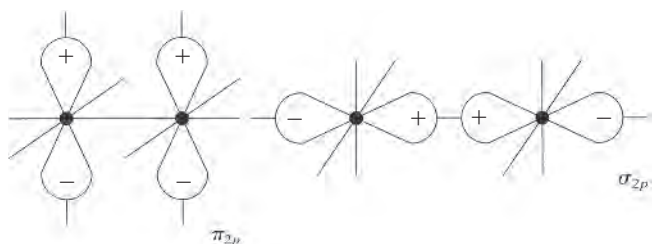
angle a = 120°, angle b = 109.5°, 13  $\sigma$  bonds and 1  $\pi$  bond



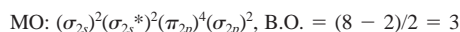


Note:  $\text{NH}_2$ ,  $\text{CH}_2$ , and  $\text{CH}_3$  are shorthand for carbon atoms singly bonded to hydrogen atoms. **b.** In azodicarbonamide, the two carbon atoms are  $sp^2$  hybridized. The two nitrogen atoms with hydrogens attached are  $sp^3$  hybridized and the other two nitrogens are  $sp^2$  hybridized. In methyl cyanoacrylate, the  $\text{CH}_3$  carbon is  $sp^3$  hybridized, the carbon with the triple bond is  $sp$  hybridized, and the other three carbons are  $sp^2$  hybridized. **c.** Azodicarbonamide contains 3  $\pi$  bonds and methyl cyanoacrylate contains 4  $\pi$  bonds. **d.**  $a: \approx 109.5^\circ$ ,  $b: 120^\circ$ ,  $c: \approx 120^\circ$ ,  $d: 120^\circ$ ,  $e: 180^\circ$ ,  $f: 120^\circ$ ,  $g: \approx 109.5^\circ$ ,  $h: 120^\circ$  **39. a.**  $\text{H}_2^+$ ,  $\text{H}_2$ ,  $\text{H}_2^-$ ; **b.**  $\text{He}_2^{2+}$  and  $\text{He}_2^+$  **41. a.**  $(\sigma_{2s})^2$ ; B.O. = 1; diamagnetic (0 unpaired electrons); **b.**  $(\sigma_{2s})^2(\sigma_{2s}^*)^2(\pi_{2p})^4$ ; B.O. = 2; diamagnetic (0 unpaired electrons); **c.**  $(\sigma_{3s})^2(\sigma_{3s}^*)^2(\sigma_{3p})^2(\pi_{3p})^4(\pi_{3p}^*)^2$ ; B.O. = 2; paramagnetic (2 unpaired electrons) **43.** When  $\text{O}_2$  loses an electron, it comes from an antibonding orbital, which strengthens the bond from a bond order of 2 to a bond order of 2.5. When  $\text{N}_2$  loses an electron, it comes from a bonding orbital, which changes the bond order from 3 to 2.5 (the bond weakens). **45.**  $\text{N}_2^-$  and  $\text{N}_2^+$  **47. a.**  $(\sigma_{2s})^2(\sigma_{2s}^*)^2(\pi_{2p})^4(\sigma_{2p})^2$ ; B.O. = 3; diamagnetic; **b.**  $(\sigma_{2s})^2(\sigma_{2s}^*)^2(\pi_{2p})^4(\sigma_{2p})^1$ ; B.O. = 2.5; paramagnetic; **c.**  $(\sigma_{2s})^2(\sigma_{2s}^*)^2(\pi_{2p})^4$ ; B.O. = 2; diamagnetic; bond length:  $\text{CO} < \text{CO}^+ < \text{CO}^{2+}$ ; bond energy:  $\text{CO}^{2+} < \text{CO}^+ < \text{CO}$  **49.**  $\text{H}_2$ ;  $\text{B}_2$ ;  $\text{C}_2^{2-}$

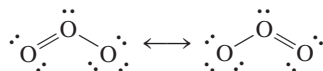
51.



**53. a.** The electrons would be closer to F on the average. The F atom is more electronegative than the H atom, and the  $2p$  orbital of F is lower in energy than the  $1s$  orbital of H; **b.** The bonding MO would have more fluorine  $2p$  character because it is closer in energy to the fluorine  $2p$  orbital; **c.** The antibonding MO would place more electron density closer to H and would have a greater contribution from the higher-energy hydrogen  $1s$  atomic orbital. **55.**  $[\text{C}\equiv\text{C}]^{2-}$   $sp$  hybrid orbitals form the  $\sigma$  bond and the two unhybridized  $p$  atomic orbitals from each carbon form the two  $\pi$  bonds.

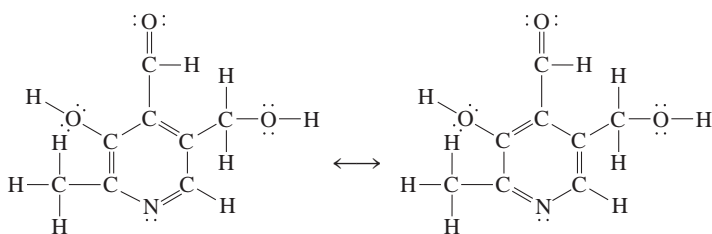


Both give the same picture, a triple bond composed of a  $\sigma$  bond and two  $\pi$  bonds. Both predict the ion to be diamagnetic. Lewis structures deal well with diamagnetic (all electrons paired) species. The Lewis model cannot really predict magnetic properties. **57.**  $\text{O}_3$  and  $\text{NO}_2^-$  have identical Lewis structures, so we need to discuss only one of them. The Lewis structures for  $\text{O}_3$  are



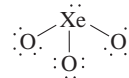
Localized electron model: The central oxygen atom is  $sp^2$  hybridized, which is used to form the two  $\sigma$  bonds and hold the lone pair of electrons. An unhybridized (unhybridized)  $p$  atomic orbital forms the  $\pi$  bond with the neighboring oxygen atoms. The actual structure of  $\text{O}_3$  is an average of the two resonance structures. Molecular orbital model: There are two localized  $\sigma$  bonds and a  $\pi$  bond that is delocalized over the entire surface of the molecule. The delocalized  $\pi$  bond results from overlap of a  $p$  atomic orbital on each oxygen atom in  $\text{O}_3$ .

59.

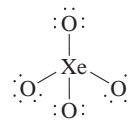


**a.** 21  $\sigma$  bonds; 4  $\pi$  bonds (The electrons in the 3  $\pi$  bonds in the ring are delocalized.) **b.** angles  $a$ ,  $c$ , and  $g: \approx 109.5^\circ$ ; angles  $b$ ,  $d$ ,  $e$ , and  $f: \approx 120^\circ$ ; **c.** 6  $sp^2$  carbons; **d.** 4  $sp^3$  atoms; **e.** Yes, the  $\pi$  electrons in the ring are delocalized. The atoms in the ring are all  $sp^2$  hybridized. This leaves a  $p$  orbital perpendicular to the plane of the ring from each atom. Overlap of all six of these  $p$  orbitals results in a  $\pi$  molecular orbital system where the electrons are delocalized above and below the plane of the ring (similar to benzene in Fig. 9.47 of the text). **61.** To complete the Lewis structure, add lone pairs to complete octets for each atom. **a.** 6; **b.** 4; **c.** The center N in  $-\text{N}=\text{N}=\text{N}$  group; **d.** 33  $\sigma$ ; **e.** 5  $\pi$ ; **f.**  $180^\circ$ ; **g.**  $\approx 109.5^\circ$ ; **h.**  $sp^3$  **63. a.** The CO bond is polar, with the negative end at the more electronegative oxygen atom. We would expect metal cations to be attracted to and to bond to the oxygen end of CO on the basis of electronegativity. **b.** The formal charge on C is  $-1$ , and the formal charge on O is  $+1$ . From formal charge, we would expect metal cations to bond to the carbon (with the negative formal charge). **c.** In molecular orbital theory, only orbitals with proper symmetry overlap to form bonding orbitals. The metals that form bonds to CO are usually transition metals, all of which have outer electrons in the  $d$  orbitals. The only molecular orbitals of CO that have proper symmetry to overlap with  $d$  orbitals are the  $\pi_{2p}^*$  orbitals, whose shape is similar to that of the  $d$  orbitals. Since the antibonding molecular orbitals have more carbon character, one would expect the bond to form through carbon.

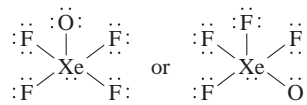
**65. a.** Trigonal pyramid;  $sp^3$



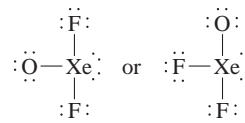
**b.** Tetrahedral;  $sp^3$



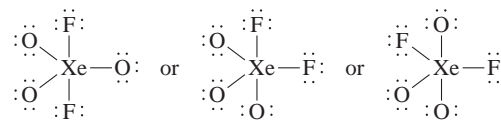
**c.** Square pyramid;  $d^2sp^3$



**d.** T-shaped;  $dsp^3$



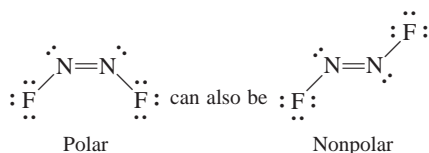
**e.** Trigonal bipyramid;  $dsp^3$



**67. a.** No, some atoms are attached differently; **b.** Structure 1: All N =  $sp^3$ , all C =  $sp^2$ ; structure 2: All C and N =  $sp^2$ ; **c.** The first structure with the carbon-oxygen double bonds is slightly more stable. **69.** 267 kJ/mol; this amount of energy must be supplied to break the  $\pi$  bond.

71. a.  Trigonal planar, nonpolar,  $120^\circ$ ,  $sp^2$

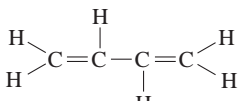
b.  $N_2F_2$



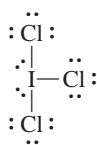
Polar Nonpolar

V-shaped about both N atoms,  $\approx 120^\circ$ ,  $sp^2$

These are distinctly different molecules.

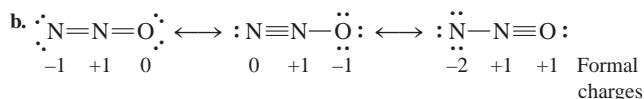
- c.  Trigonal planar about all C atoms, nonpolar,  $120^\circ$ ,  $sp^2$

d.  $ICl_3$



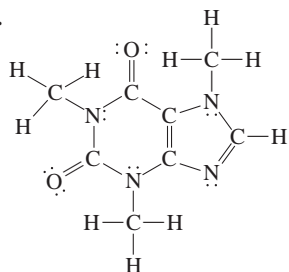
T-shaped, polar,  $\approx 90^\circ$ ,  $dsp^3$

73. a. The NNO structure is correct. From the Lewis structures we would predict both NNO and NON to be linear, but NON would be nonpolar. NNO is polar.



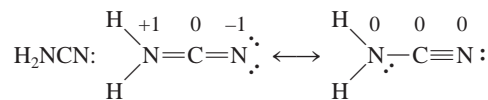
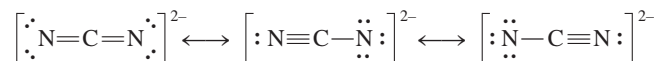
The central N is  $sp$  hybridized. We can probably ignore the third resonance structure on the basis of formal charge. c.  $sp$  hybrid orbitals on the center N overlap with atomic orbitals (or hybrid orbitals) on the other two atoms to form two  $\sigma$  bonds. The remaining  $p$  orbitals on the center N overlap with  $p$  orbitals on the other N to form two  $\pi$  bonds. 75.  $F_2$ :  $(\sigma_{2s})^2(\sigma_{2s}^*)^2(\sigma_{2p})^2(\pi_{2p})^4(\pi_{2p}^*)^4$ ;  $F_2$  should have a lower ionization energy than F. The electron removed from  $F_2$  is in a  $\pi_{2p}^*$  antibonding molecular orbital, which is higher in energy than the  $2p$  atomic orbitals from which the electron in atomic fluorine is removed. Since the electron removed from  $F_2$  is higher in energy than the electron removed from F, it should be easier to remove an electron from  $F_2$  than from F. 77.  $\pi$  molecular orbital

79.



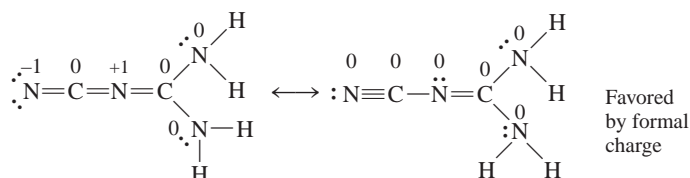
6 C and N atoms are  $sp^2$  hybridized;  
6 C and N atoms are  $sp^3$  hybridized;  
0 C and N atoms are  $sp$  hybridized;  
25  $\sigma$  bonds and 4  $\pi$  bonds

81. a.  $NCN^{2-}$ :



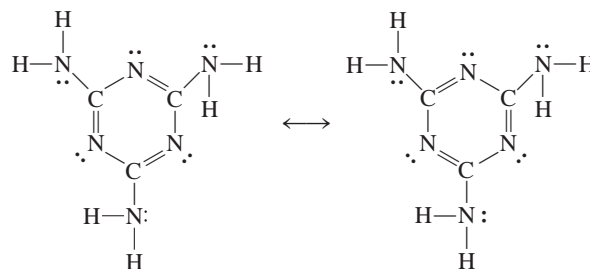
Favored by formal charge

Dicyandiamide:

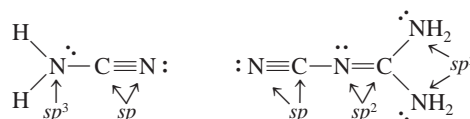


Favored by formal charge

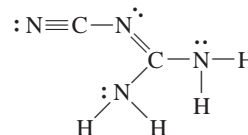
Melamine:



- b.  $NCN^{2-}$ : C is  $sp$  hybridized. Each resonance structure predicts a different hybridization for the N atoms. For the remaining compounds, we will predict hybrids for the favored resonance structures only.



Melamine: N in  $NH_2$  groups are all  $sp^3$  hybridized. Atoms in ring are all  $sp^2$  hybridized; c.  $NCN^{2-}$ : 2  $\sigma$  and 2  $\pi$  bonds;  $H_2NCN$ : 4  $\sigma$  and 2  $\pi$  bonds; dicyandiamide: 9  $\sigma$  and 3  $\pi$  bonds; melamine: 15  $\sigma$  and 3  $\pi$  bonds; d. The  $\pi$  system forces the ring to be planar just as the benzene ring is planar. e. The structure



best agrees with experiment because it has three different CN bonds. This structure is also favored on the basis of formal charge. 83. a. 25-nm light has sufficient energy to ionize N and  $N_2$  and to break the triple bond in  $N_2$ . Thus,  $N_2$ ,  $N_2^+$ , N, and  $N^+$  will all be present, assuming excess  $N_2$ . b.  $85.33 \text{ nm} < \lambda \leq 127 \text{ nm}$ ; c. The ionization energy of a substance is the energy it takes to completely remove an electron.  $N_2$ :  $(\sigma_{2s})^2(\sigma_{2s}^*)^2(\pi_{2p})^4(\sigma_{2p})^2$ ; the electron removed from  $N_2$  is in the  $\sigma_{2p}$  molecular orbital, which is lower in energy than the  $2p$  atomic orbital from which the electron in atomic nitrogen is removed. Since the electron removed from  $N_2$  is lower in energy than the electron removed in N, then the ionization energy of  $N_2$  is greater than the ionization energy of N. 85. Both reactions apparently involve only the breaking of the N—Cl bond.

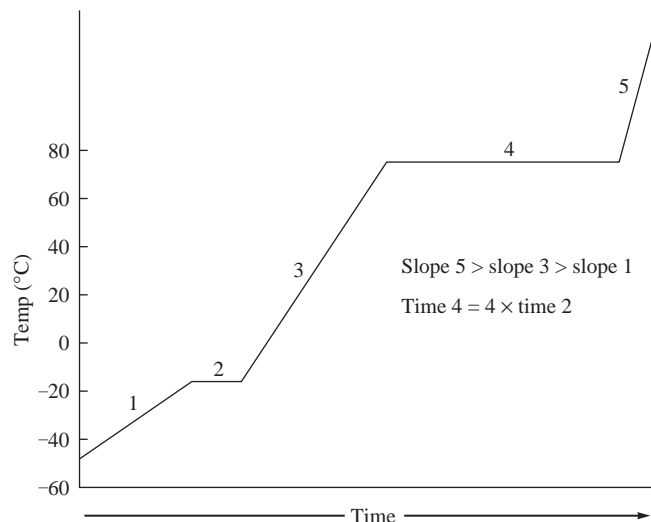
However, in the reaction  $\text{ONCl} \rightarrow \text{NO} + \text{Cl}$  some energy is released in forming the stronger NO bond, lowering the value of  $\Delta H$ . Therefore, the apparent N—Cl bond energy is artificially low for this reaction. The first reaction involves only the breaking of the N—Cl bond. **87.** The ground state MO electron configuration for  $\text{He}_2$  is  $(\sigma_{1s})^2(\sigma_{1s}^*)^2$  giving a bond order of 0. Therefore,  $\text{He}_2$  molecules are not predicted to be stable (and are not stable) in the lowest-energy ground state. However, in a high-energy environment, the electron(s) from the antibonding orbitals in  $\text{He}_2$  can be promoted into higher-energy bonding orbitals, thus giving a nonzero bond order and a “reason” to form. For example, a possible excited-state MO electron configuration for  $\text{He}_2$  would be  $(\sigma_{1s})^2(\sigma_{1s}^*)^1(\sigma_{2z})^1$ , giving a bond order of  $(3 - 1)/2 = 1$ . Thus excited  $\text{He}_2$  molecules can form, but they spontaneously break apart as the electron(s) fall back to the ground state, where the bond order equals zero. **89.** The species with the smallest ionization energy has the highest energy electron.  $\text{O}_2$ ,  $\text{N}_2^{2-}$ ,  $\text{N}_2^-$ , and  $\text{O}_2^+$  all have at least one electron in the high-energy  $\pi_{2p}^*$  orbitals. Because  $\text{N}_2^{2-}$  has the highest ratio of electrons to protons, the  $\pi_{2p}^*$  electrons are least attracted to the nuclei and easiest to remove, translating into the smallest ionization energy. **91. a.**  $\text{Li}_2$  bond order = 1;  $\text{B}_2$  bond order = 1; **b.** 4 electrons must be removed; **c.**  $4.5 \times 10^3$  kJ **93.** T-shaped and  $dsp^3$  hybridized

## Chapter 10

**13.** In the vapor phase, gas molecules are relatively far apart from each other, so far apart that gas molecules are assumed to exhibit no intermolecular forces. **15.** Atoms have an approximately spherical shape. It is impossible to pack spheres together without some empty space between the spheres. **17.** Evaporation takes place when some molecules at the surface of a liquid have enough energy to break the intermolecular forces holding them in the liquid phase. When a liquid evaporates, the molecules that escape have high kinetic energies. The average kinetic energy of the remaining molecules is lower; thus the temperature of the liquid is lower. **19.** An alloy is a substance that contains a mixture of elements and has metallic properties. In a substitutional alloy, some of the host metal atoms are replaced by other metal atoms of similar size (e.g., in brass, pewter, plumber’s solder). An interstitial alloy is formed when some of the interstices (holes) in the closest packed metal structure are occupied by smaller atoms (e.g., in carbon steels). **21. a.** As intermolecular forces increase, the rate of evaporation decreases. **b.** increase  $T$ : increase rate; **c.** increase surface area: increase rate **23.** Sublimation will occur, allowing water to escape as  $\text{H}_2\text{O}(g)$ . **25.** The strength of intermolecular forces determines relative boiling points. The types of intermolecular forces for covalent compounds are London dispersion forces, dipole forces, and hydrogen bonding. Because the three compounds are assumed to have similar molar mass and shape, the strength of the London dispersion forces will be about equal among the three compounds. One of the compounds will be nonpolar so it only has London dispersion forces. The other two compounds will be polar so they have additional dipole forces and will boil at a higher temperature than the nonpolar compound. One of the polar compounds will have an H covalently bonded to either N, O, or F. This gives rise to the strongest type of covalent intermolecular force, hydrogen bonding. This compound exhibiting hydrogen bonding will have the highest boiling point while the polar compound with no hydrogen bonding will boil at an intermediate temperature. **27. a.** Both  $\text{CO}_2$  and  $\text{H}_2\text{O}$  are molecular solids. Both have an ordered array of the individual molecules, with the molecular units occupying the lattice points. A difference within each solid lattice is the strength of the intermolecular forces.  $\text{CO}_2$  is nonpolar and only exhibits London dispersion forces.  $\text{H}_2\text{O}$  exhibits the relatively strong hydrogen bonding interactions. The difference in strength is evidenced by the solid phase change that occurs at 1 atm.  $\text{CO}_2$  sublimates at a relatively low temperature of  $-78^\circ\text{C}$ . In sublimation, all of the intermolecular forces are broken. However,  $\text{H}_2\text{O}$  doesn’t have a solid phase change until  $0^\circ\text{C}$ , and in this phase change from ice to water, only a fraction of the intermolecular forces are broken. The higher temperature and the fact that only a portion of the intermolecular forces are broken are attributed to the strength of the intermolecular forces in  $\text{H}_2\text{O}$  as compared to  $\text{CO}_2$ . Related to the intermolecular forces are the relative densities of the solid and liquid phases for these two compounds.  $\text{CO}_2(s)$  is denser than  $\text{CO}_2(l)$  while  $\text{H}_2\text{O}(s)$  is less dense than  $\text{H}_2\text{O}(l)$ . For  $\text{CO}_2(s)$  and for most solids,

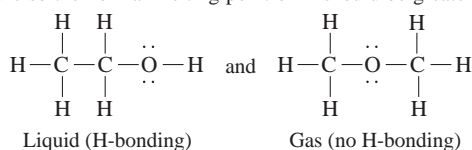
the molecules pack together as close as possible, which is why solids are usually more dense than the liquid phase. Water is an exception to this. Water molecules are particularly well suited to interact with each other because each molecule has two polar O—H bonds and two lone pairs on each oxygen. This can lead to the association of four hydrogen atoms with each oxygen: two by covalent bonds and two by dipoles. To keep this symmetric arrangement (which maximizes the hydrogen bonding interactions), the  $\text{H}_2\text{O}(s)$  molecules occupy positions that create empty space in the lattice. This translates into a smaller density for  $\text{H}_2\text{O}(s)$  (less mass per unit volume). **b.** Both NaCl and CsCl are ionic compounds with the anions at the lattice points of the unit cell and the cations occupying the empty spaces created by the anions (called holes). In NaCl, the  $\text{Cl}^-$  anions occupy the lattice points of a face-centered unit cell with the  $\text{Na}^+$  cations occupying the octahedral holes. Octahedral holes are the empty spaces created by six  $\text{Cl}^-$  ions. CsCl has the  $\text{Cl}^-$  ions at the lattice points of a simple cubic unit cell with the  $\text{Cs}^+$  cations occupying the middle of the cube. **29.** If  $\text{TiO}_2$  conducts electricity as a liquid, then it would be ionic. **31.** In the  $\ln(P_{\text{vap}})$  versus  $1/T$  plot, the slope of the straight line is equal to  $-\Delta H_{\text{vap}}/R$ . Because  $\Delta H_{\text{vap}}$  is always positive, the slope of the line will always be negative. **33. a.** LD (London dispersion); **b.** dipole, LD; **c.** hydrogen bonding, LD; **d.** ionic; **e.** LD; **f.** dipole, LD; **g.** ionic **35. a.** OCS; **b.**  $\text{SeO}_2$ ; **c.**  $\text{H}_2\text{NCH}_2\text{CH}_2\text{NH}_2$ ; **d.**  $\text{H}_2\text{CO}$ ; **e.**  $\text{CH}_3\text{OH}$  **37. a.** Neopentane is more compact than  $n$ -pentane. There is less surface-area contact among neopentane molecules. This leads to weaker London dispersion forces and a lower boiling point. **b.** HF is capable of hydrogen bonding; HCl is not. **c.** LiCl is ionic, and HCl is a molecular solid with only dipole forces and London dispersion forces. Ionic forces are much stronger than the forces for molecular solids. **d.**  $n$ -Hexane is a larger molecule, so it has stronger London dispersion forces. **39. a.** HBr has dipole forces in addition to LD forces; **b.** NaCl, stronger ionic forces; **c.**  $\text{I}_2$ , larger molecule so stronger LD forces; **d.**  $\text{N}_2$ , smallest nonpolar compound present, has weakest LD forces; **e.**  $\text{CH}_4$ , smallest nonpolar compound present, has weakest LD forces; **f.** HF, can form relatively strong hydrogen bonding interactions, unlike the other compounds; **g.**  $\text{CH}_3\text{CH}_2\text{CH}_2\text{OH}$ , unlike others, has relatively strong hydrogen bonding. **41.**  $\text{H}_2\text{O}$  is attracted to glass while Hg is not. **43.** The structure of  $\text{H}_2\text{O}_2$  produces greater hydrogen bonding than water. **45.** 313 pm **47.** 0.704 Å **49.** 1.54 g/cm<sup>3</sup> **51.** 174 pm; 11.6 g/cm<sup>3</sup> **53.** Ag **55.** edge, 328 pm; radius, 142 pm **57.** face-centered cubic unit cell **59.** For a cubic closest packed structure, 74.06% of the volume of each unit cell is occupied by atoms; in a simple cubic unit cell structure, 52.36% is occupied. The cubic closest packed structure provides the more efficient means for packing atoms. **61.** Doping silicon with phosphorus produces an n-type semiconductor. The phosphorus adds electrons at energies near the conduction band of silicon. Electrons do not need as much energy to move from filled to unfilled energy levels so conduction increases. Doping silicon with gallium produces a p-type semiconductor. Because gallium has fewer valence electrons than silicon, holes (unfilled energy levels) at energies in the previously filled molecular orbitals are created, which induces greater electron movement (greater conductivity). **63.** p-type **65.**  $5.0 \times 10^2$  nm **67.** NaCl:  $4\text{Na}^+$ ,  $4\text{Cl}^-$ ; CsCl:  $1\text{Cs}^+$ ,  $1\text{Cl}^-$ ; ZnS:  $4\text{Zn}^{2+}$ ,  $4\text{S}^{2-}$ ;  $\text{TiO}_2$ :  $2\text{Ti}^{4+}$ ,  $4\text{O}^{2-}$  **69.**  $\text{CoF}_2$  **71.**  $\text{ZnAl}_2\text{S}_4$  **73.**  $\text{MF}_2$  **75.** NaCl structure;  $r_{\text{O}^{2-}} = 1.49 \times 10^{-8}$  cm;  $r_{\text{Mg}^{2+}} = 6.15 \times 10^{-9}$  cm **77.** The calculated distance between ion centers is 358 pm. Ionic radii give a distance of 350. pm. The distance calculated from the density is 8 pm (2.3%) greater than that calculated from the table of ionic radii. **79. a.**  $\text{CO}_2$ : molecular; **b.**  $\text{SiO}_2$ : network; **c.** Si: atomic, network; **d.**  $\text{CH}_4$ : molecular; **e.** Ru: atomic, metallic; **f.**  $\text{I}_2$ : molecular; **g.** KBr: ionic; **h.**  $\text{H}_2\text{O}$ : molecular; **i.** NaOH: ionic; **j.** U: atomic, metallic; **k.**  $\text{CaCO}_3$ : ionic; **l.**  $\text{PH}_3$ : molecular **81. a.** The unit cell consists of Ni at the cube corners and Ti at the body center or Ti at the cube corners and Ni at the body center. **b.** NiTi; **c.** Both have a coordination number of 8. **83.**  $\text{CaTiO}_3$ ; six oxygens around each Ti **85. a.**  $\text{YBa}_2\text{Cu}_3\text{O}_9$ ; **b.** The structure of this superconductor material is based on the second perovskite structure. The  $\text{YBa}_2\text{Cu}_3\text{O}_9$  structure is three of these cubic perovskite unit cells stacked on top of each other. The oxygens are in the same places, Cu takes the place of Ti, two Ca are replaced by two Ba, and one Ca is replaced by Y. **c.**  $\text{YBa}_2\text{Cu}_3\text{O}_7$  **87.** Li, 158 kJ/mol; Mg, 139 kJ/mol. Bonding is stronger in Li. **89.**  $89^\circ\text{C}$  **91.**  $77^\circ\text{C}$

93.

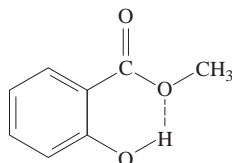


95. **a.** Much more energy is required to break the intermolecular forces when going from a liquid to a gas than is required to go from a solid to a liquid. Hence  $\Delta H_{\text{vap}}$  is much larger than  $\Delta H_{\text{fus}}$ ; **b.** 113 J; **c.** 4220 J; **d.** 4220 J released  
 97. 1680 kJ 99. 1490 g 101. **A:** solid; **B:** liquid; **C:** vapor; **D:** solid + vapor; **E:** solid + liquid + vapor (triple point); **F:** liquid + vapor; **G:** liquid + vapor (critical point); **H:** vapor; the first dashed line (at the lower temperature) is the normal freezing point, and the second dashed line is the normal boiling point. The solid phase is denser. 103. **a.** two; **b.** higher pressure triple point: graphite, diamond, and liquid; lower pressure triple point: graphite, liquid and vapor; **c.** It is converted to diamond (the more dense solid form); **d.** Diamond is more dense, which is why graphite can be converted to diamond by applying pressure. 105. Because the density of the liquid phase is greater than the density of the solid phase, the slope of the solid/liquid boundary line is negative (as in  $\text{H}_2\text{O}$ ). With a negative slope, the melting points increase with a decrease in pressure so the normal melting point of X should be greater than 225°C.

107.



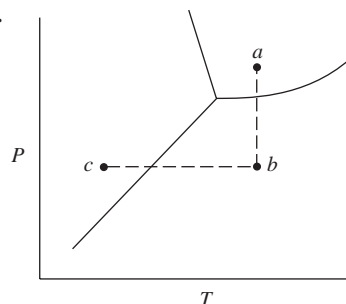
The first structure with the —OH bond is capable of forming hydrogen bonding; the other structure is not. Therefore, the liquid (which has the stronger intermolecular forces) is the first structure, and the gas is the second structure. 109. Both molecules are capable of hydrogen bonding. However, in oil of wintergreen, the hydrogen bonding is *intramolecular* (within each molecule).



In methyl 4-hydroxybenzoate, the hydrogen bonding is *intermolecular*, resulting in stronger forces between molecules and a higher melting point. 111.  $\text{C}_2\text{H}_5\text{OH}(l) \rightarrow \text{C}_2\text{H}_5\text{OH}(g)$  is an endothermic process. Heat is absorbed when liquid ethanol vaporizes; the internal heat from the body provides this heat, which results in the cooling of the body. 113. The phase change  $\text{H}_2\text{O}(g) \rightarrow \text{H}_2\text{O}(l)$  releases heat that can cause additional damage. Also, steam can be at a temperature greater than 100°C. 115. As the physical properties indicate, the intermolecular forces are slightly stronger in  $\text{D}_2\text{O}$  than in  $\text{H}_2\text{O}$ . 117. **A:**  $\text{CH}_4$ ; **B:**  $\text{SiH}_4$ ; **C:**  $\text{NH}_3$  119.  $\text{XeF}_2$  121.  $\text{B}_2\text{H}_6$ , molecular;  $\text{SiO}_2$ , network;

$\text{CsI}$ , ionic; **W,** metallic 123. 57.8 torr 125. 4.65 kg/h 127.  $\Delta E = 27.86$  kJ/mol;  $\Delta H = 30.79$  kJ/mol 129. 46.7 kJ/mol; 90.% 131. The solids with high melting points ( $\text{NaCl}$ ,  $\text{MgCl}_2$ ,  $\text{NaF}$ ,  $\text{MgF}_2$ ,  $\text{AlF}_3$ ) are all ionic solids.  $\text{SiCl}_4$ ,  $\text{SiF}_4$ ,  $\text{Cl}_2$ ,  $\text{F}_2$ ,  $\text{PF}_5$ , and  $\text{SF}_6$  are nonpolar covalent molecules with LD forces.  $\text{PCl}_3$  and  $\text{SCl}_2$  are polar molecules with LD and dipole forces. In these 8 molecular substances the intermolecular forces are weak and the melting points low.  $\text{AlCl}_3$  is intermediate. The melting point indicates there are stronger forces present than in the nonmetal halides, but not as strong as for an ionic solid.  $\text{AlCl}_3$  illustrates a gradual transition from ionic to covalent bonding; from an ionic solid to discrete molecules. 133.  $\text{TiO}_{1.182}$  or  $\text{Ti}_{0.8462}\text{O}$ ; 63.7%  $\text{Ti}^{2+}$ , 36.3%  $\text{Ti}^{3+}$  135. 6.58 g/cm<sup>3</sup>

137.



As  $P$  is lowered, we go from  $a$  to  $b$  on the phase diagram. The water boils. The evaporation of the water is endothermic and the water is cooled ( $b \rightarrow c$ ), forming some ice. If the pump is left on, the ice will sublime until none is left. This is the basis of freeze drying.

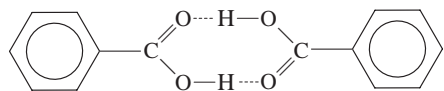
139. The volume of the hole is  $\frac{4}{3}\pi \left[ \left( \frac{2\sqrt{3}-2}{2} \right) r \right]^3$  141.  $\text{CdS}$ ; n-type

143. 253 torr;  $6.38 \times 10^{22}$  atoms

## Chapter 11

11. 9.74 M 13. 160 mL 15. 4.5 M 17. As the temperature increases, the gas molecules will have a greater average kinetic energy. A greater fraction of the gas molecules in solution will have kinetic energy greater than the attractive forces between the gas molecules and the solvent molecules. More gas molecules will escape to the vapor phase, and the solubility of the gas will decrease. 19. The levels of the liquids in each beaker will become constant when the concentration of solute is the same in both beakers. Because the solute is less volatile, the beaker on the right will have a larger volume when the concentrations become equal. Water will initially condense in this beaker in a larger amount than solute is evaporating, while the net change occurring initially in the other beaker is for water to evaporate in a larger amount than solute is condensing. Eventually the rate that solute and  $\text{H}_2\text{O}$  leave and return to each beaker will become equal when the concentrations become equal. 21. No. For an ideal solution,  $\Delta H_{\text{soln}} = 0$ . 23. Normality is the number of equivalents per liter of solution. For an acid or a base, an equivalent is the mass of acid or base that can furnish 1 mol of protons (if an acid) or accept 1 mol of protons (if a base). A proton is an  $\text{H}^+$  ion. Molarity is defined as the moles of solute per liter of solution. When the number of equivalents equals the number of moles of solute, then normality = molarity. This is true for acids that only have one acidic proton in them and for bases that accept only one proton per formula unit. Examples of acids where equivalents = moles solute are  $\text{HCl}$ ,  $\text{HNO}_3$ ,  $\text{HF}$ , and  $\text{HC}_2\text{H}_3\text{O}_2$ . Examples of bases where equivalents = moles solute are  $\text{NaOH}$ ,  $\text{KOH}$ , and  $\text{NH}_3$ . When equivalents  $\neq$  moles solute, then normality  $\neq$  molarity. This is true for acids that donate more than one proton ( $\text{H}_2\text{SO}_4$ ,  $\text{H}_3\text{PO}_4$ ,  $\text{H}_2\text{CO}_3$ , etc.) and for bases that react with more than one proton per formula unit [ $\text{Ca}(\text{OH})_2$ ,  $\text{Ba}(\text{OH})_2$ ,  $\text{Sr}(\text{OH})_2$ , etc.]. 25. Only statement b is true. A substance freezes when the vapor pressures of the liquid and solid phases are the same. When a solute is added to water, the vapor pressure of the solution at 0°C is less than the vapor pressure of the solid; the net result is for any ice present to convert to liquid in order to try to equalize the vapor pressures (which never can occur at 0°C). A lower temperature is needed to equalize the vapor

pressures of water and ice, hence the freezing point is depressed. For statement a, the vapor pressure of a solution is directly related to the mole fraction of solvent (not solute) by Raoult's law. For statement c, colligative properties depend on the number of solute particles present and not on the identity of the solute. For statement d, the boiling point of water is increased because the sugar solute decreases the vapor pressure of the water; a higher temperature is required for the vapor pressure of the solution to equal the external pressure so boiling can occur. **27.** Isotonic solutions are those that have identical osmotic pressures. Crenation and hemolysis refer to phenomena that occur when red blood cells are bathed in solutions having a mismatch in osmotic pressure between the inside and the outside of the cell. When red blood cells are in a solution having a higher osmotic pressure than that of the cells, the cells shrivel as there is a net transfer of water out of the cells. This is called crenation. Hemolysis occurs when the red blood cells are bathed in a solution having lower osmotic pressure than that inside the cell. Here, the cells rupture as there is a net transfer of water to inside the red blood cells. **29.** 1.06 g/mL; 0.0180 mole fraction  $\text{H}_3\text{PO}_4$ , 0.9820 mole fraction  $\text{H}_2\text{O}$ ; 0.981 mol/L; 1.02 mol/kg **31.** HCl: 12 *M*, 17 *m*, 0.23;  $\text{HNO}_3$ : 16 *M*, 37 *m*, 0.39;  $\text{H}_2\text{SO}_4$ : 18 *M*, 200 *m*, 0.76;  $\text{HC}_2\text{H}_3\text{O}_2$ : 17 *M*, 2000 *m*, 0.96;  $\text{NH}_3$ : 15 *M*, 23 *m*, 0.29 **33.** 35%; 0.39; 7.3 *m*; 3.1 *M* **35.** 10.1% by mass; 2.45 mol/kg **37.** 23.9%; 1.6 *m*, 0.028, 4.11 *N* **39.**  $\text{NaI}(s) \rightarrow \text{Na}^+(aq) + \text{I}^-(aq)$   $\Delta H_{\text{soln}} = -8 \text{ kJ/mol}$  **41.** The attraction of water molecules for  $\text{Al}^{3+}$  and  $\text{OH}^-$  cannot overcome the larger lattice energy of  $\text{Al}(\text{OH})_3$ . **43. a.**  $\text{CCl}_4$ ; **b.**  $\text{H}_2\text{O}$ ; **c.**  $\text{H}_2\text{O}$ ; **d.**  $\text{CCl}_4$ ; **e.**  $\text{H}_2\text{O}$ ; **f.**  $\text{H}_2\text{O}$ ; **g.**  $\text{CCl}_4$  **45.** Ability to form hydrogen bonding interactions, ability to break up into ions, and polarity are some factors affecting solute solubility. **a.**  $\text{NH}_3$ ; **b.**  $\text{CH}_3\text{CN}$ ; **c.**  $\text{CH}_3\text{COOH}$  **47.** As the length of the hydrocarbon chain increases, the solubility decreases because the nonpolar hydrocarbon chain interacts poorly with the polar water molecules. **49.**  $1.04 \times 10^{-3} \text{ mol/L} \cdot \text{atm}$ ;  $1.14 \times 10^{-3} \text{ mol/L}$  **51.** 50.0 torr **53.** 0.9342 **55.** 23.2 torr at  $25^\circ\text{C}$ ; 70.0 torr at  $45^\circ\text{C}$  **57. a.** 290 torr; **b.** 0.69 **59.**  $\chi_{\text{methanol}} = \chi_{\text{propanol}} = 0.500$  **61.** solution **c** **63.**  $P_{\text{ideal}} = 188.6 \text{ torr}$ ;  $\chi_{\text{acetone}} = 0.512$ ,  $\chi_{\text{methanol}} = 0.488$ ; the actual vapor pressure of the solution is smaller than the ideal vapor pressure, so this solution exhibits a negative deviation from Raoult's law. This occurs when solute-solvent attractions are stronger than for the pure substances. **65.**  $101.5^\circ\text{C}$  **67.** 14.8 g  $\text{C}_3\text{H}_8\text{O}_3$  **69.**  $T_f = -29.9^\circ\text{C}$ ,  $T_b = 108.2^\circ\text{C}$  **71.**  $6.6 \times 10^{-2} \text{ mol/kg}$ ; 590 g/mol (610 g/mol if no rounding of numbers) **73. a.**  $\Delta T = 2.0 \times 10^{-5}^\circ\text{C}$ ,  $\pi = 0.20 \text{ torr}$ ; **b.** Osmotic pressure is better for determining the molar mass of large molecules. A temperature change of  $10^{-5}^\circ\text{C}$  is very difficult to measure. A change in height of a column of mercury by 0.2 mm is not as hard to measure precisely. **75.** Dissolve 210 g sucrose in some water and dilute to 1.0 L in a volumetric flask. To get  $0.62 \pm 0.01 \text{ mol/L}$ , we need  $212 \pm 3 \text{ g}$  sucrose. **77. a.** 0.010 *m*  $\text{Na}_3\text{PO}_4$  and 0.020 *m* KCl; **b.** 0.020 *m* HF; **c.** 0.020 *m*  $\text{CaBr}_2$  **79. a.**  $T_f = -13^\circ\text{C}$ ;  $T_b = 103.5^\circ\text{C}$ ; **b.**  $T_f = -4.7^\circ\text{C}$ ;  $T_b = 101.3^\circ\text{C}$  **81. a.**  $T_f = -0.28^\circ\text{C}$ ;  $T_b = 100.077^\circ\text{C}$ ; **b.**  $T_f = -0.37^\circ\text{C}$ ;  $T_b = 100.10^\circ\text{C}$  **83.** 2.63 (0.0225 *m*), 2.60 (0.0910 *m*), 2.57 (0.278 *m*);  $i_{\text{average}} = 2.60$  **85. a.** yes; **b.** no **87.** Benzoic acid is capable of hydrogen bonding, but a significant part of benzoic acid is the nonpolar benzene ring. In benzene, a hydrogen bonded dimer forms.



The dimer is relatively nonpolar and thus more soluble in benzene than in water. Benzoic acid would be more soluble in a basic solution because of the reaction  $\text{C}_6\text{H}_5\text{CO}_2\text{H} + \text{OH}^- \rightarrow \text{C}_6\text{H}_5\text{CO}_2^- + \text{H}_2\text{O}$ . By removing the proton from benzoic acid, an anion forms, and like all anions, the species becomes more soluble in water. **89.** 776 g/mol **91.** 0.327 *M* **93.** 639 g/mol; 33.7 torr **95. a.** 26.6 kJ/mol; **b.**  $-657 \text{ kJ/mol}$  **97. a.** Water boils when the vapor pressure equals the pressure above the water. In an open pan,  $P_{\text{atm}} \approx 1.0 \text{ atm}$ . In a pressure cooker,  $P_{\text{inside}} > 1.0 \text{ atm}$  and water boils at a higher temperature. The higher the cooking temperature, the faster the cooking time. **b.** Salt dissolves in water, forming a solution with a melting point lower than that of pure water ( $\Delta T_f = K_f m$ ). This happens in water on the surface of ice. If it is not too

cold, the ice melts. This process won't occur if the ambient temperature is lower than the depressed freezing point of the salt solution. **c.** When water freezes from a solution, it freezes as pure water, leaving behind a more concentrated salt solution. **d.** On the  $\text{CO}_2$  phase diagram, the triple point is above 1 atm and  $\text{CO}_2(g)$  is the stable phase at 1 atm and room temperature.  $\text{CO}_2(l)$  can't exist at normal atmospheric pressures, which explains why dry ice sublimates rather than boils. In a fire extinguisher,  $P > 1 \text{ atm}$  and  $\text{CO}_2(l)$  can exist. When  $\text{CO}_2$  is released from the fire extinguisher,  $\text{CO}_2(g)$  forms as predicted from the phase diagram. **e.** Adding a solute to a solvent increases the boiling point and decreases the freezing point of the solvent. Thus, the solvent is a liquid over a wider range of temperatures when a solute is dissolved. **99.** 0.600 **101.**  $\text{C}_2\text{H}_4\text{O}_3$ ; 151 g/mol (exp.); 152.10 g/mol (calc.);  $\text{C}_4\text{H}_8\text{O}_6$  **103.** 1.97% NaCl **105. a.**  $100.77^\circ\text{C}$ ; **b.** 23.1 mm Hg; **c.** Assume an ideal solution; assume no ions form ( $i = 1$ ); assume the solute is nonvolatile.

$$107. 30. \% \text{ A: } \chi_A = \frac{0.30y}{0.70x + 0.30y}, \chi_B = 1 - \chi_A;$$

$$50. \% \text{ A: } \chi_A = \frac{y}{x + y}, \chi_B = 1 - \frac{y}{x + y};$$

$$80. \% \text{ A: } \chi_A = \frac{0.80y}{0.20x + 0.80y}, \chi_B = 1 - \chi_A;$$

$$30. \% \text{ A: } \chi_A^v = \frac{0.30x}{0.30x + 0.70y}, \chi_B^v = 1 - \frac{0.30x}{0.30x + 0.70y};$$

$$50. \% \text{ A: } \chi_A^v = \frac{x}{x + y}, \chi_B^v = 1 - \chi_A^v;$$

$$80. \% \text{ A: } \chi_A^v = \frac{0.80x}{0.80x + 0.20y}, \chi_B^v = 1 - \chi_A^v$$

**109.** 72.5% sucrose and 27.5% NaCl by mass; 0.313 **111.** 0.050 **113.** 44% naphthalene, 56% anthracene **115.**  $-0.20^\circ\text{C}$ ,  $100.056^\circ\text{C}$  **117. a.** 46 L; **b.** No; a reverse osmosis system that applies 8.0 atm can only purify water with solute concentrations less than 0.32 mol/L. Salt water has a solute concentration of  $2(0.60 \text{ M}) = 1.2 \text{ M}$  ions. The solute concentration of salt water is much too high for this reverse osmosis unit to work. **119.**  $i = 3.00$ ;  $\text{CdCl}_2$

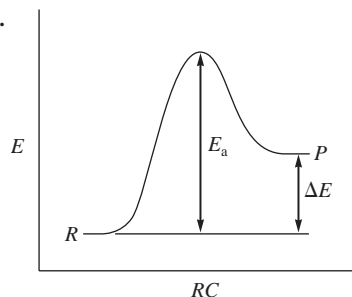
## Chapter 12

**11.** In a unimolecular reaction, a single reactant molecule decomposes to products. In a bimolecular reaction, two molecules collide to give products. The probability of the simultaneous collision of three molecules with enough energy and orientation is very small, making termolecular steps very unlikely. **13.** All of these choices would affect the rate of the reaction, but only b and c affect the rate by affecting the value of the rate constant  $k$ . The value of the rate constant is dependent on temperature. It also depends on the activation energy. A catalyst will change the value of  $k$  because the activation energy changes. Increasing the concentration (partial pressure) of either  $\text{O}_2$  or NO does not affect the value of  $k$ , but it does increase the rate of the reaction because both concentrations appear in the rate law. **15.** The average rate decreases with time because the reverse reaction occurs more frequently as the concentration of products increases. Initially, with no products present, the rate of the forward reaction is at its fastest; but as time goes on, the rate gets slower and slower since products are converting back into reactants. The instantaneous rate will also decrease with time. The only rate that is constant is the initial rate. This is the instantaneous rate taken at  $t \approx 0$ . At this time, the amount of products is insignificant and the rate of the reaction only depends on the rate of the forward reaction. **17.** When the rate doubles as the concentration quadruples, the order is 1/2. For a reactant that has an order of  $-1$ , the rate will decrease by a factor of 1/2 when the concentrations are doubled. **19.** Two reasons are: **1)** the collision must involve enough energy to produce the reaction; i.e., the collision energy must equal or exceed the activation energy. **2)** the relative orientation of the reactants must allow formation of any new bonds necessary to produce products. **21.**  $\text{P}_4$ :  $6.0 \times 10^{-4} \text{ mol/L} \cdot \text{s}$ ;  $\text{H}_2$ :  $3.6 \times 10^{-3} \text{ mol/L} \cdot \text{s}$  **23. a.** average rate of decomposition of  $\text{H}_2\text{O}_2 = 2.31 \times 10^{-5} \text{ mol/L} \cdot \text{s}$ , rate of production of  $\text{O}_2 = 1.16 \times 10^{-5} \text{ mol/L} \cdot \text{s}$ ; **b.** average rate of decomposition of  $\text{H}_2\text{O}_2 = 1.16 \times 10^{-5} \text{ mol/L} \cdot \text{s}$ , rate of production of  $\text{O}_2 = 5.80 \times 10^{-6}$

mol/L · s **25.** a. mol/L · s; b. mol/L · s; c. s<sup>-1</sup>; d. L/mol · s; e. L<sup>2</sup>/mol<sup>2</sup> · s  
**27.** a. rate =  $k[\text{NO}]^2[\text{Cl}_2]$ ; b.  $1.8 \times 10^2 \text{ L}^2/\text{mol}^2 \cdot \text{min}$  **29.** a. rate =  $k[\text{NOCl}]^2$ ;  
 b.  $6.6 \times 10^{-29} \text{ cm}^3/\text{molecules} \cdot \text{s}$ ; c.  $4.0 \times 10^{-8} \text{ L}/\text{mol} \cdot \text{s}$  **31.** a. rate =  $k[\text{I}^-]$   
 $[\text{OCl}^-]$ ; b.  $3.7 \text{ L}/\text{mol} \cdot \text{s}$ ; c.  $0.083 \text{ mol}/\text{L} \cdot \text{s}$  **33.** rate =  $k[\text{H}_2\text{O}_2]$ ;  $\ln[\text{H}_2\text{O}_2] =$   
 $-kt + \ln[\text{H}_2\text{O}_2]_0$ ;  $k = 8.3 \times 10^{-4} \text{ s}^{-1}$ ;  $0.037 \text{ M}$  **35.** rate =  $k[\text{NO}_2]^2$ ;  
 $\frac{1}{[\text{NO}_2]} = kt + \frac{1}{[\text{NO}_2]_0}$ ;  $k = 2.08 \times 10^{-4} \text{ L}/\text{mol} \cdot \text{s}$ ;  $0.131 \text{ M}$  **37.** a. rate =  $k$ ;  
 $[\text{C}_2\text{H}_5\text{OH}] = -kt + [\text{C}_2\text{H}_5\text{OH}]_0$ ; because slope =  $-k$ ,  $k = 4.00 \times 10^{-5}$

mol/L · s; b. 156 s; c. 313 s **39.** rate =  $k[\text{C}_4\text{H}_6]^2$ ;  $\frac{1}{[\text{C}_4\text{H}_6]} = kt + \frac{1}{[\text{C}_4\text{H}_6]_0}$ ;  
 $k = 1.4 \times 10^{-2} \text{ L}/\text{mol} \cdot \text{s}$  **41.** second order;  $0.1 \text{ M}$  **43.** a.  $[\text{A}] = -kt + [\text{A}]_0$ ;  
 b.  $1.0 \times 10^{-2} \text{ s}$ ; c.  $2.5 \times 10^{-4} \text{ M}$  **45.**  $9.2 \times 10^{-3} \text{ s}^{-1}$ ;  $75 \text{ s}$  **47.** a.  $160. \text{ s} = t_{1/2}$   
 for both the first and second half-life; b.  $532 \text{ s}$  **49.**  $12.5 \text{ s}$  **51.** a.  $1.1 \times 10^{-2}$   
 $\text{M}$ ; b.  $0.025 \text{ M}$  **53.** a. rate =  $k[\text{CH}_3\text{NC}]$ ; b. rate =  $k[\text{O}_3][\text{NO}]$ ; c. rate =  $k[\text{O}_3]$ ;  
 d. rate =  $k[\text{O}_3][\text{O}]$  **55.** Rate =  $k[\text{C}_4\text{H}_9\text{Br}]$ ;  $\text{C}_4\text{H}_9\text{Br} + 2\text{H}_2\text{O} \rightarrow \text{C}_4\text{H}_9\text{OH} +$   
 $\text{Br}^- + \text{H}_3\text{O}^+$ ; the intermediates are  $\text{C}_4\text{H}_9^+$  and  $\text{C}_4\text{H}_9\text{OH}_2^+$ .

**57.**

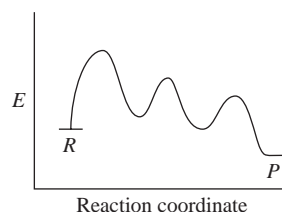


**59.** 341 kJ/mol **61.** The graph of  $\ln(k)$  versus  $1/T$  is linear with slope =  
 $-E_a/R = -1.2 \times 10^4 \text{ K}$ ;  $E_a = 1.0 \times 10^2 \text{ kJ}/\text{mol}$  **63.**  $9.5 \times 10^{-3} \text{ L}/\text{mol} \cdot \text{s}$   
**65.**  $51^\circ\text{C}$  **67.**  $\text{H}_3\text{O}^+(\text{aq}) + \text{OH}^-(\text{aq}) \rightarrow 2\text{H}_2\text{O}(\text{l})$  should have the faster rate.  
 $\text{H}_3\text{O}^+$  and  $\text{OH}^-$  will be electrostatically attracted to each other;  $\text{Ce}^{4+}$  and  $\text{Hg}_2^{2+}$   
 will repel each other (so  $E_a$  is much larger). **69.** a. NO; b.  $\text{NO}_2$ ; c.  $2.3$   
**71.**  $\text{CH}_3\text{D}-\text{CH}_2\text{D}$  should be the product. If the mechanism is possible, then  
 the reaction must be  $\text{C}_2\text{H}_4 + \text{D}_2 \rightarrow \text{CH}_2\text{DCH}_2\text{D}$ . If we got this product, then  
 we could conclude that this is a possible mechanism. If we got some other  
 product, e.g.,  $\text{CH}_3\text{CHD}_2$ , then we would conclude that the mechanism is wrong.  
 Even though this mechanism correctly predicts the products of the reaction, we  
 cannot say conclusively that this is the correct mechanism; we might be able  
 to conceive of other mechanisms that would give the same product as our proposed  
 one. **73.**  $215^\circ\text{C}$  **75.** a. first order in Hb and first order in CO; b. rate =  
 $k[\text{Hb}][\text{CO}]$ ; c.  $0.280 \text{ L}/\mu\text{mol} \cdot \text{s}$ ; d.  $2.26 \mu\text{mol}/\text{L} \cdot \text{s}$  **77.** 650 min **79.** a. 25  
 kJ/mol; b. 12 s;

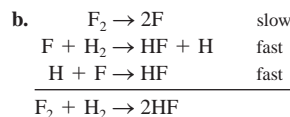
c.	$T$	Interval	$54 - 2(\text{Intervals})$
	$21.0^\circ\text{C}$	16.3 s	$21^\circ\text{C}$
	$27.8^\circ\text{C}$	13.0 s	$28^\circ\text{C}$
	$30.0^\circ\text{C}$	12 s	$30^\circ\text{C}$

This rule of thumb gives excellent agreement to two significant figures.  
**81.**  $6.58 \times 10^{-6} \text{ mol}/\text{L} \cdot \text{s}$  **83.** At high  $[\text{S}]$ , the enzyme is completely saturated  
 with substrate. Once the enzyme is completely saturated, the rate of decomposition  
 of ES can no longer increase, and the overall rate remains constant. **85.**  
 $5.68 \times 10^{18} \text{ molecules}/\text{cm}^3 \cdot \text{s}$  **87.** 427 s **89.**  $1.0 \times 10^2 \text{ kJ}/\text{mol}$  **91.** The  
 rate depends on the number of reactant molecules adsorbed on the surface of  
 the catalyst. This quantity is proportional to the concentration of reactant. However,  
 when all the catalyst surface sites are occupied, the rate becomes independent  
 of the concentration of reactant. **93.** a.  $115 \text{ L}^3/\text{mol}^3 \cdot \text{s}$ ; b.  $87.0 \text{ s}$ ;  
 c.  $[\text{A}] = 1.27 \times 10^{-5} \text{ M}$ ,  $[\text{B}] = 1.00 \text{ M}$  **95.** rate =  $\frac{k[\text{I}^-][\text{OCl}^-]}{[\text{OH}^-]}$ ;  $k = 6.0 \times$   
 $10^1 \text{ s}^{-1}$  **97.** a. first order with respect to both reactants; b. rate =  $k[\text{NO}][\text{O}_3]$ ;

c.  $k' = 1.8 \text{ s}^{-1}$ ;  $k'' = 3.6 \text{ s}^{-1}$ ; d.  $k = 1.8 \times 10^{-14} \text{ cm}^3/\text{molecules} \cdot \text{s}$  **99.** a. For  
 a three-step reaction with the first step limiting, the energy-level diagram could be



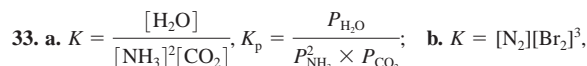
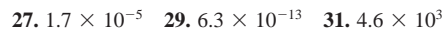
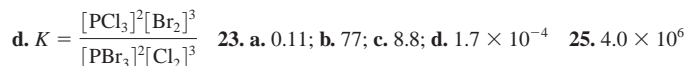
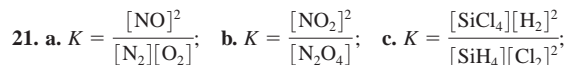
Note that the heights of the second and third humps must be lower than the  
 first-step activation energy. However, the height of the third hump could be  
 higher than the second hump. One cannot determine this absolutely from the  
 information in the problem.



c.  $\text{F}_2$  was the limiting reactant. **101.** a.  $[\text{B}] \gg [\text{A}]$  so that  $[\text{B}]$  can be considered  
 constant over the experiments. (This gives us a pseudo-order rate law  
 equation.) b. Rate =  $k[\text{A}]^2[\text{B}]$ ,  $k = 0.050 \text{ L}^2/\text{mol}^2 \cdot \text{s}$  **103.** Rate =  $k[\text{A}][\text{B}]^2$ ,  
 $k = 1.4 \times 10^{-2} \text{ L}^2/\text{mol}^2 \cdot \text{s}$  **105.**  $2.20 \times 10^{-5} \text{ s}^{-1}$ ;  $5.99 \times 10^{21} \text{ molecules}$   
**107.**  $1.3 \times 10^{-5} \text{ s}^{-1}$ ; 112 torr

### Chapter 13

**11.** No, equilibrium is a dynamic process. Both the forward and reverse reactions  
 are occurring at equilibrium, just at equal rates. Thus the forward and reverse  
 reactions will distribute  $^{14}\text{C}$  atoms between CO and  $\text{CO}_2$ . **13.** A large value  
 for  $K$  indicates there are relatively large concentrations of product gases and/or  
 solutes as compared with the concentrations of reactant gases and/or solutes  
 at equilibrium. A reaction with a large  $K$  value is a good source of products.  
**15.** 4 molecules  $\text{H}_2\text{O}$ , 2 molecules CO, 4 molecules  $\text{H}_2$ , and 4 molecules  $\text{CO}_2$   
 are present at equilibrium. **17.**  $K$  and  $K_p$  are equilibrium constants as determined  
 by the law of mass action. For  $K$ , the units used for concentrations are  
 mol/L, and for  $K_p$ , partial pressures in units of atm are used (generally).  $Q$   
 is called the reaction quotient.  $Q$  has the exact same form as  $K$  or  $K_p$ , but instead  
 of equilibrium concentrations, initial concentrations are used to calculate the  
 $Q$  value.  $Q$  is of use when it is compared to the  $K$  value. When  $Q = K$  (or  
 when  $Q_p = K_p$ ), the reaction is at equilibrium. When  $Q \neq K$ , the reaction is  
 not at equilibrium and one can determine what has to be the net change for the  
 system to get to equilibrium. **19.** We always try to make good assumptions  
 that simplify the math. In some problems, we can set up the problem so that the  
 net change,  $x$ , that must occur to reach equilibrium is a small number. This comes  
 in handy when you have expressions like  $0.12 - x$  or  $0.727 + 2x$ . When  $x$  is  
 small, we assume that it makes little difference when subtracted from or added  
 to some relatively big number. When this is true,  $0.12 - x \approx 0.12$  and  $0.727 +$   
 $2x \approx 0.727$ . If the assumption holds by the 5% rule, then the assumption is assumed  
 valid. The 5% rule refers to  $x$  (or  $2x$  or  $3x$ , etc.) that was assumed small  
 compared to some number. If  $x$  (or  $2x$  or  $3x$ , etc.) is less than 5% of the number  
 the assumption was made against, then the assumption will be assumed valid. If  
 the 5% rule fails to work, one can generally use a math procedure called the  
 method of successive approximations to solve the quadratic or cubic equation.



$$K_p = P_{N_2} \times P_{Br_2}^3; \mathbf{c.} K = [O_2]^3, K_p = P_{O_2}^3; \mathbf{d.} K = \frac{[H_2O]}{[H_2]}, K_p = \frac{P_{H_2O}}{P_{H_2}}$$

**35.** only reaction d **37.**  $8.0 \times 10^9$  **39. a.** not at equilibrium;  $Q > K$ , shift left; **b.** at equilibrium; **c.** not at equilibrium;  $Q > K$ , shift left **41. a.** decrease; **b.** no change; **c.** no change; **d.** increase **43.**  $8.0 \times 10^{-2} M$  **45.** 3.4 **47.** 0.056  
**49.**  $[N_2]_0 = 10.0 M$ ,  $[H_2]_0 = 11.0 M$  **51.**  $[SO_3] = [NO] = 1.06 M$ ;  $[SO_2] = [NO_2] = 0.54 M$  **53.**  $7.8 \times 10^{-2} atm$  **55.**  $P_{SO_2} = 0.38 atm$ ;  $P_{O_2} = 0.44 atm$ ;  $P_{SO_3} = 0.12 atm$  **57. a.**  $[NO] = 0.032 M$ ,  $[Cl_2] = 0.016 M$ ,  $[NOCl] = 1.0 M$ ; **b.**  $[NO] = [NOCl] = 1.0 M$ ,  $[Cl_2] = 1.6 \times 10^{-5} M$ ; **c.**  $[NO] = 8.0 \times 10^{-3} M$ ,  $[Cl_2] = 1.0 M$ ,  $[NOCl] = 2.0 M$  **59.**  $[CO_2] = 0.39 M$ ,  $[CO] = 8.6 \times 10^{-3} M$ ,  $[O_2] = 4.3 \times 10^{-3} M$  **61.** 0.27 atm **63. a.** no effect; **b.** shifts left; **c.** shifts right **65. a.** right; **b.** right; **c.** no effect; **d.** left; **e.** no effect **67. a.** left; **b.** right; **c.** left; **d.** no effect; **e.** no effect; **f.** right **69.** increase

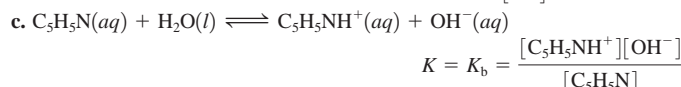
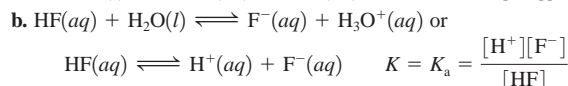
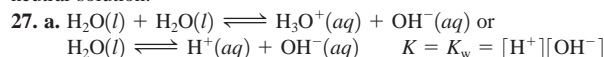
**71. a.**  $K = \frac{[O_2]^6}{[H_2O]^6[CO_2]^6}$ ; **b.**  $K = [C_2H_5OH]^2[CO_2]^2$ ; **c.**  $K = \frac{[C_3H_5O_3H]}{[C_3H_5O_3H][H_2]}$

**73.** 0.50 **75.**  $[cis] = [H_2] = 0.07 M$ ,  $[trans] = 0.027 M$  **77.**  $3.0 \times 10^{-6} M$   
**79. a.** right; **b.** right; **c.** left; **d.** right **81.**  $2.6 \times 10^{81}$  **83.**  $6.74 \times 10^{-6}$   
**85. a.** 0.379 atm; **b.** 0.786 **87.**  $[Fe^{3+}] = 2 \times 10^{-4} M$ ,  $[SCN^-] = 0.08 M$ ,  $[FeSCN^{2+}] = 0.020 M$  **89.**  $1.43 \times 10^{-2} atm$  **91.** pink **93.** Added  $OH^-$  reacts with  $H^+$  to produce  $H_2O$ . As  $H^+$  is removed, the reaction shifts right to produce more  $H^+$  and  $CrO_4^{2-}$ . Because more  $CrO_4^{2-}$  is produced, the solution turns yellow. **95.**  $9.0 \times 10^{-3} M$  **97.**  $P_{CO} = 0.58 atm$ ,  $P_{CO_2} = 1.65 atm$   
**99.**  $[NOCl] = 2.0 M$ ,  $[NO] = 0.050 M$ ,  $[Cl_2] = 0.025 M$  **101.**  $2.1 \times 10^{-3} atm$  **103.**  $P_{NO_2} = 0.704 atm$ ,  $P_{N_2O_4} = 0.12 atm$  **105.** 0.63 **107.** 0.240 atm  
**109. a.**  $2.33 \times 10^{-4}$ ; **b.** The argon gas will increase the volume of the container. This is because the container is a constant-pressure system, and if the number of moles increases at constant  $T$  and  $P$ , the volume must increase. An increase in volume will dilute the concentrations of all gaseous reactants and gaseous products. Because there are more moles of product gases than reactant gases (3 mol versus 2 mol), the dilution will decrease the numerator of  $K$  more than the denominator will decrease. This causes  $Q < K$  and the reaction shifts right to get back to equilibrium. Because temperature was unchanged, the value of  $K$  will not change.  $K$  is a constant as long as temperature is constant.  
**111.** 192 g; 1.3 atm **113.** 33

**Chapter 14**

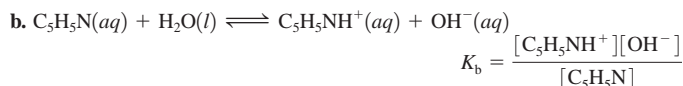
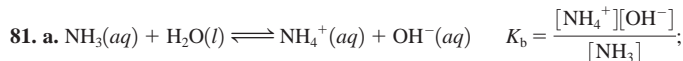
**19.** as an acid:  $HCO_3^-(aq) + H_2O(l) \rightleftharpoons CO_3^{2-}(aq) + H_3O^+(aq)$ ; as a base:  $HCO_3^-(aq) + H_2O(l) \rightleftharpoons H_2CO_3(aq) + OH^-(aq)$ ; as an acid:  $H_2PO_4^-(aq) + H_2O(l) \rightleftharpoons HPO_4^{2-}(aq) + H_3O^+(aq)$ ; as a base:  $H_2PO_4^-(aq) + H_2O(l) \rightleftharpoons H_3PO_4(aq) + OH^-(aq)$ . **21.** b, c, and d **23.** 10.78 (4 significant figures); 6.78 (3 significant figures); 0.78 (2 significant figures); a pH value is a logarithm. The numbers to the left of the decimal place identify the power of 10 to which  $[H^+]$  is expressed in scientific notation—for example,  $10^{-11}$ ,  $10^{-7}$ ,  $10^{-1}$ . The number of decimal places in a pH value identifies the number of significant figures in  $[H^+]$ . In all three pH values, the  $[H^+]$  should be expressed only to two significant figures since these pH values have only two decimal places. **25. a.** These would be 0.10  $M$  solutions of strong acids like HCl, HBr, HI,  $HNO_3$ ,  $H_2SO_4$ , or  $HClO_4$ . **b.** These are salts of the conjugate acids of the bases in Table 14.3. These conjugate acids are all weak acids. Three examples would be 0.10  $M$  solutions of  $NH_4Cl$ ,  $CH_3NH_3NO_3$ , and  $C_2H_5NH_3Br$ . Note that the anions used to form these salts are conjugate bases of strong acids; this is because they have no acidic or basic properties in water (with the exception of  $HSO_4^-$ , which has weak acid properties). **c.** These would be 0.10  $M$  solutions of strong bases like LiOH, NaOH, KOH, RbOH, CsOH,  $Ca(OH)_2$ ,  $Sr(OH)_2$ , and  $Ba(OH)_2$ . **d.** These are salts of the conjugate bases of the neutrally charged weak acids in Table 14.2. The conjugate bases of weak acids are weak bases themselves. Three examples would be 0.10  $M$  solutions of  $NaClO_2$ ,  $KC_2H_3O_2$ , and  $CaF_2$ . The cations used to form these salts are  $Li^+$ ,  $Na^+$ ,  $K^+$ ,  $Rb^+$ ,  $Cs^+$ ,  $Ca^{2+}$ ,  $Sr^{2+}$ , and  $Ba^{2+}$  since these cations have no acidic or basic properties in water. Notice that these are the cations of the strong bases that you should

memorize. **e.** There are two ways to make a neutral salt. The easiest way is to combine a conjugate base of a strong acid (except for  $HSO_4^-$ ) with one of the cations from the strong bases. These ions have no acidic/basic properties in water so salts of these ions are neutral. Three examples would be 0.10  $M$  solutions of NaCl,  $KNO_3$ , and  $SrI_2$ . Another type of strong electrolyte that can produce neutral solutions are salts that contain an ion with weak acid properties combined with an ion of opposite charge having weak base properties. If the  $K_a$  for the weak acid ion is equal to the  $K_b$  for the weak base ion, then the salt will produce a neutral solution. The most common example of this type of salt is ammonium acetate,  $NH_4C_2H_3O_2$ . For this salt,  $K_a$  for  $NH_4^+ = K_b$  for  $C_2H_3O_2^- = 5.6 \times 10^{-10}$ . This salt, at any concentration, produces a neutral solution.

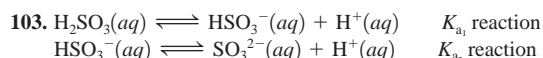


**29. a.** This expression holds true for solutions of strong acids having a concentration greater than  $1.0 \times 10^{-6} M$ . For example, 0.10  $M$  HCl, 7.8  $M$   $HNO_3$ , and  $3.6 \times 10^{-4} M$   $HClO_4$  are solutions where this expression holds true. **b.** This expression holds true for solutions of weak acids where the two normal assumptions hold. The two assumptions are that the contribution of  $H^+$  from water is negligible and that the acid is less than 5% dissociated in water (from the assumption that  $x$  is small compared to some number). This expression will generally hold true for solutions of weak acids having a  $K_a$  value less than  $1 \times 10^{-4}$ , as long as there is a significant amount of weak acid present. Three example solutions are 1.5  $M$   $HC_2H_3O_2$ , 0.10  $M$  HOCl, and 0.72  $M$  HCN. **c.** This expression holds true for strong bases that donate 2  $OH^-$  ions per formula unit. As long as the concentration of the base is above  $5 \times 10^{-7} M$ , this expression will hold true. Three examples are  $5.0 \times 10^{-3} M$   $Ca(OH)_2$ ,  $2.1 \times 10^{-4} M$   $Sr(OH)_2$ , and  $9.1 \times 10^{-5} M$   $Ba(OH)_2$ . **d.** This expression holds true for solutions of weak bases where the two normal assumptions hold. The assumptions are that the  $OH^-$  contribution from water is negligible and that the base is less than 5% ionized in water. For the 5% rule to hold, you generally need bases with  $K_b < 1 \times 10^{-4}$  and concentrations of weak base greater than 0.10  $M$ . Three examples are 0.10  $M$   $NH_3$ , 0.54  $M$   $C_6H_5NH_2$ , and 1.1  $M$   $C_5H_5N$ . **31.** One reason HF is a weak acid is that the H—F bond is unusually strong and thus, is difficult to break. This contributes to the reluctance of the HF molecules to dissociate in water. **33. a.**  $HClO_4(aq) + H_2O(l) \rightarrow H_3O^+(aq) + ClO_4^-(aq)$  or  $HClO_4(aq) \rightarrow H^+(aq) + ClO_4^-(aq)$ ; water is commonly omitted from  $K_a$  reactions. **b.**  $CH_3CH_2CO_2H(aq) \rightleftharpoons H^+(aq) + CH_3CH_2CO_2^-(aq)$ ; **c.**  $NH_4^+(aq) \rightleftharpoons H^+(aq) + NH_3(aq)$  **35. a.**  $H_2O$ , base;  $H_2CO_3$ , acid;  $H_3O^+$ , conjugate acid;  $HCO_3^-$ , conjugate base; **b.**  $C_5H_5NH^+$ , acid;  $H_2O$ , base;  $C_5H_5N$ , conjugate base;  $H_3O^+$ , conjugate acid; **c.**  $HCO_3^-$ , base;  $C_5H_5NH^+$ , acid;  $H_2CO_3$ , conjugate acid;  $C_5H_5N$ , conjugate base **37. a.**  $HClO_4$ , strong acid; **b.** HOCl, weak acid; **c.**  $H_2SO_4$ , strong acid; **d.**  $H_2SO_3$ , weak acid **39.**  $HClO_4 > HClO_2 > NH_4^+ > H_2O$  **41. a.** HCl; **b.**  $HNO_2$ ; **c.** HCN since it has a larger  $K_a$  value. **43. a.**  $1.0 \times 10^{-7} M$ , neutral; **b.** 12  $M$ , basic; **c.**  $8.3 \times 10^{-16} M$ , acidic; **d.**  $1.9 \times 10^{-10} M$ , acidic **45. a.** endothermic; **b.**  $[H^+] = [OH^-] = 2.34 \times 10^{-7} M$   
**47.** [43] **a.** pH = pOH = 7.00; **b.** pH = 15.08, pOH = -1.08; **c.** pH = -1.08, pOH = 15.08; **d.** pH = 4.27, pOH = 9.73 [44] **a.** pH = 14.18, pOH = -0.18; **b.** pH = -0.44, pOH = 14.44; **c.** pH = pOH = 7.00; **d.** pH = 10.86, pOH = 3.14 **49. a.** pH = 6.88, pOH = 7.12,  $[H^+] = 1.3 \times 10^{-7} M$ ,  $[OH^-] = 7.6 \times 10^{-8} M$ , acidic; **b.** pH = 0.92, pOH = 13.08,  $[H^+] = 0.12 M$ ,  $[OH^-] = 8.4 \times 10^{-14} M$ , acidic; **c.** pH = 10.89, pOH = 3.11,  $[H^+] = 1.3 \times 10^{-11} M$ ,  $[OH^-] = 7.8 \times 10^{-4} M$ , basic; **d.** pH = pOH = 7.00,  $[H^+] = [OH^-] = 1.0 \times 10^{-7} M$ , neutral **51.** pOH = 11.9,  $[H^+] = 8 \times 10^{-3} M$ ,  $[OH^-] = 1 \times 10^{-12} M$ , acidic **53. a.**  $H^+$ ,  $ClO_4^-$ ,  $H_2O$ ; 0.602; **b.**  $H^+$ ,  $NO_3^-$ ,  $H_2O$ ; 0.602 **55. a.** 1.00; **b.** -0.70; **c.** 7.00 **57.**  $3.2 \times 10^{-3} M$  **59.** Add 4.2 mL of 12  $M$  HCl to 1.00 with mixing; add enough water to bring the solution volume to 1600 mL. **61. a.**  $HNO_2$

and  $\text{H}_2\text{O}$ , 2.00; **b.**  $\text{HC}_2\text{H}_3\text{O}_2$  and  $\text{H}_2\text{O}$ , 2.68 **63.**  $[\text{H}^+] = [\text{F}^-] = 3.5 \times 10^{-3} \text{ M}$ ,  $[\text{OH}^-] = 2.9 \times 10^{-12} \text{ M}$ ,  $[\text{HF}] = 0.017 \text{ M}$ , 2.46 **65.**  $[\text{HC}_3\text{H}_5\text{O}_2] = 0.099 \text{ M}$ ,  $[\text{C}_3\text{H}_5\text{O}_2^-] = [\text{H}^+] = 1.1 \times 10^{-3} \text{ M}$ ,  $[\text{OH}^-] = 9.1 \times 10^{-12}$ ,  $\text{pH} = 2.96$ , 1.1% dissociated. **67.** 1.96 **69.** 1.57;  $5.9 \times 10^{-9} \text{ M}$  **71.** **a.** 0.60%; **b.** 1.9%; **c.** 5.8%; **d.** Dilution shifts equilibrium to the side with the greater number of particles (% dissociation increases). **e.**  $[\text{H}^+]$  also depends on initial concentration of weak acid. **73.**  $1.4 \times 10^{-4}$  **75.**  $3.5 \times 10^{-4}$  **77.** 0.024 M **79.**  $6 \times 10^{-3}$



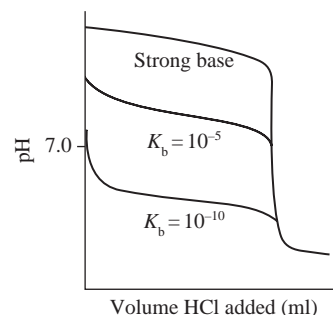
**83.**  $\text{NH}_3 > \text{C}_5\text{H}_5\text{N} > \text{H}_2\text{O} > \text{NO}_3^-$  **85. a.**  $\text{C}_6\text{H}_5\text{NH}_2$ ; **b.**  $\text{C}_6\text{H}_5\text{NH}_2$ ; **c.**  $\text{OH}^-$ ; **d.**  $\text{CH}_3\text{NH}_2$  **87. a.** 13.00; **b.** 7.00; **c.** 14.30 **89. a.**  $\text{K}^+$ ,  $\text{OH}^-$ , and  $\text{H}_2\text{O}$ , 0.015 M, 12.18; **b.**  $\text{Ba}^{2+}$ ,  $\text{OH}^-$ , and  $\text{H}_2\text{O}$ , 0.030 M, 12.48 **91.** 0.16 g **93.**  $\text{NH}_3$  and  $\text{H}_2\text{O}$ ,  $1.6 \times 10^{-3} \text{ M}$ , 11.20 **95. a.**  $[\text{OH}^-] = 8.9 \times 10^{-3} \text{ M}$ ,  $[\text{H}^+] = 1.1 \times 10^{-12} \text{ M}$ , 11.96; **b.**  $[\text{OH}^-] = 4.7 \times 10^{-5} \text{ M}$ ,  $[\text{H}^+] = 2.1 \times 10^{-10} \text{ M}$ , 9.68 **97.** 12.00 **99. a.** 1.3%; **b.** 4.2%; **c.** 6.4% **101.**  $1.0 \times 10^{-9}$



**105.** 2.4 **107.** 4.00;  $1.0 \times 10^{-19} \text{ M}$  **109.** -0.30 **111.**  $\text{HCl} > \text{NH}_4\text{Cl} > \text{KNO}_3 > \text{KCN} > \text{KOH}$  **113.**  $\text{OCl}^-$  **115. a.**  $[\text{OH}^-] = [\text{H}^+] = 1.0 \times 10^{-7} \text{ M}$ ,  $\text{pH} = 7.00$ ; **b.**  $[\text{OH}^-] = 3.7 \times 10^{-6} \text{ M}$ ,  $[\text{H}^+] = 2.7 \times 10^{-9} \text{ M}$ ,  $\text{pH} = 8.57$  **117. a.** 5.82; **b.** 10.95 **119.** NaF **121.** 3.66 **123.** 3.08 **125. a.** neutral; **b.** basic;  $\text{NO}_2^- + \text{H}_2\text{O} \rightleftharpoons \text{HNO}_2 + \text{OH}^-$ ; **c.** acidic;  $\text{C}_5\text{H}_5\text{NH}^+ \rightleftharpoons \text{C}_5\text{H}_5\text{N} + \text{H}^+$ ; **d.** acidic because  $\text{NH}_4^+$  is a stronger acid than  $\text{NO}_2^-$  is a base;  $\text{NH}_4^+ \rightleftharpoons \text{NH}_3 + \text{H}^+$ ;  $\text{NO}_2^- + \text{H}_2\text{O} \rightleftharpoons \text{HNO}_2 + \text{OH}^-$ ; **e.** basic;  $\text{OCl}^- + \text{H}_2\text{O} \rightleftharpoons \text{HOCl} + \text{OH}^-$ ; **f.** basic because  $\text{OCl}^-$  is a stronger base than  $\text{NH}_4^+$  is an acid;  $\text{OCl}^- + \text{H}_2\text{O} \rightleftharpoons \text{HOCl} + \text{OH}^-$ ,  $\text{NH}_4^+ \rightleftharpoons \text{NH}_3 + \text{H}^+$  **127. a.**  $\text{HIO}_3 < \text{HBrO}_3$ ; as the electronegativity of the central atom increases, acid strength increases. **b.**  $\text{HNO}_2 < \text{HNO}_3$ ; as the number of oxygen atoms attached to the central atom increases, acid strength increases. **c.**  $\text{HOI} < \text{HOCl}$ ; same reasoning as in part a. **d.**  $\text{H}_3\text{PO}_3 < \text{H}_3\text{PO}_4$ ; same reasoning as in part b. **129. a.**  $\text{H}_2\text{O} < \text{H}_2\text{S} < \text{H}_2\text{Se}$ ; acid strength increases as bond energy decreases. **b.**  $\text{CH}_3\text{CO}_2\text{H} < \text{FCH}_2\text{CO}_2\text{H} < \text{F}_2\text{CHCO}_2\text{H} < \text{F}_3\text{CCO}_2\text{H}$ ; as the electronegativity of the neighboring atoms increases, acid strength increases. **c.**  $\text{NH}_4^+ < \text{HONH}_3^+$ ; same reasoning as in part b. **d.**  $\text{NH}_4^+ < \text{PH}_4^+$ ; same reasoning as in part a. **131. a.** basic;  $\text{CaO}(\text{s}) + \text{H}_2\text{O}(\text{l}) \rightarrow \text{Ca}(\text{OH})_2(\text{aq})$ ; **b.** acidic;  $\text{SO}_2(\text{g}) + \text{H}_2\text{O}(\text{l}) \rightarrow \text{H}_2\text{SO}_3(\text{aq})$ ; **c.** acidic;  $\text{Cl}_2\text{O}(\text{g}) + \text{H}_2\text{O}(\text{l}) \rightarrow 2\text{HOCl}(\text{aq})$  **133. a.**  $\text{B}(\text{OH})_3$ , acid;  $\text{H}_2\text{O}$ , base; **b.**  $\text{Ag}^+$ , acid;  $\text{NH}_3$ , base; **c.**  $\text{BF}_3$ , acid;  $\text{F}^-$ , base **135.**  $\text{Al}(\text{OH})_3(\text{s}) + 3\text{H}^+(\text{aq}) \rightarrow \text{Al}^{3+}(\text{aq}) + 3\text{H}_2\text{O}(\text{l})$ ;  $\text{Al}(\text{OH})_3(\text{s}) + \text{OH}^-(\text{aq}) \rightarrow \text{Al}(\text{OH})_4^-(\text{aq})$  **137.**  $\text{Fe}^{3+}$ ; because it is smaller with a greater positive charge,  $\text{Fe}^{3+}$  will be more strongly attracted to a lone pair of electrons from a Lewis base. **139.** 2.68 **141.** 3.00 **143.**  $9.2 \times 10^{-7}$  **145.**  $[\text{NH}_3] = [\text{OH}^-] = 2.3 \times 10^{-6} \text{ M}$ ,  $[\text{Na}^+] = 0.010 \text{ M}$ ,  $[\text{N}_3^-] = 0.010 \text{ M}$ ,  $[\text{H}^+] = 4.3 \times 10^{-9} \text{ M}$  **147. a.**  $\text{Hb}(\text{O}_2)_4$  in lungs,  $\text{HbH}_4^{4+}$  in cells; **b.** Decreasing  $[\text{CO}_2]$  will decrease  $[\text{H}^+]$ , favoring  $\text{Hb}(\text{O}_2)_4$  formation. Breathing into a bag raises  $[\text{CO}_2]$ . **c.**  $\text{NaHCO}_3$  lowers the acidity from accumulated  $\text{CO}_2$ . **149.** 990 mL  $\text{H}_2\text{O}$  **151.**  $\text{NH}_4\text{Cl}$  **153.**  $4.2 \times 10^{-2} \text{ M}$  **155. a.** 2.62; **b.** 2.4%; **c.** 8.48 **157. a.** 1.66; **b.**  $\text{Fe}^{2+}$  ions will produce a less acidic solution (higher pH) due to the lower charge on  $\text{Fe}^{2+}$  as compared with  $\text{Fe}^{3+}$ . As the charge on a metal ion increases, acid strength of the hydrated ion increases. **159.** acidic;  $\text{HSO}_4^- \rightleftharpoons \text{SO}_4^{2-} + \text{H}^+$ ; 1.54 **161. a.**  $\text{H}_2\text{SO}_3$ ; **b.**  $\text{HClO}_3$ ; **c.**  $\text{H}_3\text{PO}_3$ ;  $\text{NaOH}$  and  $\text{KOH}$  are ionic compounds composed of either  $\text{Na}^+$  or  $\text{K}^+$  cations and  $\text{OH}^-$  anions. When soluble ionic compounds dissolve in water, they form the ions from which they are formed. The acids in this problem are all covalent compounds. When these acids dissolve in water, the covalent bond between oxygen and hydrogen breaks to form  $\text{H}^+$  ions. **163.** 7.20. **165.** 4540 mL **167.** 4.17 **169.** 0.022 M **171.** 917 mL of water evaporated **173.**  $\text{PO}_4^{3-}$ ,  $K_b = 0.021$ ;  $\text{HPO}_4^{2-}$ ,  $K_b = 1.6 \times 10^{-7}$ ;  $\text{H}_2\text{PO}_4^-$ ,  $K_b = 1.3 \times 10^{-12}$ ; from the  $K_b$  values,  $\text{PO}_4^{3-}$  is the strongest base. **175. a.** basic; **b.** acidic; **c.** basic; **d.** acidic; **e.** acidic **177.**  $1.0 \times 10^{-3}$  **179.**  $5.4 \times 10^{-4}$  **181.**  $2.5 \times 10^{-3}$

## Chapter 15

**9.** When an acid dissociates, ions are produced. A common ion is when one of the product ions in a particular equilibrium is added from an outside source. For a weak acid dissociating to its conjugate base and  $\text{H}^+$ , the common ion would be the conjugate base; this would be added by dissolving a soluble salt of the conjugate base into the acid solution. The presence of the conjugate base from an outside source shifts the equilibrium to the left so less acid dissociates. **11.** The more weak acid and conjugate base present, the more  $\text{H}^+$  and/or  $\text{OH}^-$  that can be absorbed by the buffer without significant pH change. When the concentrations of weak acid and conjugate base are equal (so that  $\text{pH} = \text{pK}_a$ ), the buffer system is equally efficient at absorbing either  $\text{H}^+$  or  $\text{OH}^-$ . If the buffer is overloaded with weak acid or with conjugate base, then the buffer is not equally efficient at absorbing either  $\text{H}^+$  or  $\text{OH}^-$ . **13.** The three key points to emphasize in your sketch are the initial pH, the pH at the halfway point to equivalence, and the pH at the equivalence point. For the two weak bases titrated,  $\text{pH} = \text{pK}_a$  at the halfway point to equivalence (50.0 mL HCl added) because  $[\text{weak base}] = [\text{conjugate acid}]$  at this point. For the initial pH, the strong base has the highest pH (most basic), while the weakest base has the lowest pH (least basic). At the equivalence point, the strong base titration has  $\text{pH} = 7.0$ . The weak bases titrated have acidic pHs at the equivalence point because the conjugate acids of the weak bases titrated are the major species present. The weakest base has the strongest conjugate acid so its pH will be lowest (most acidic) at the equivalence point.



**15.** When strong acid or strong base is added to a sodium bicarbonate/sodium carbonate buffer mixture, the strong acid/base is neutralized. The reaction goes to completion resulting in the strong acid/base being replaced with a weak acid/base. This results in a new buffer solution. The reactions are  $\text{H}^+(\text{aq}) + \text{CO}_3^{2-}(\text{aq}) \rightarrow \text{HCO}_3^-(\text{aq})$ ;  $\text{OH}^-(\text{aq}) + \text{HCO}_3^-(\text{aq}) \rightarrow \text{CO}_3^{2-}(\text{aq}) + \text{H}_2\text{O}(\text{l})$  **17. a.** 2.96; **b.** 8.94; **c.** 7.00; **d.** 4.89 **19.** 1.1% vs.  $1.3 \times 10^{-2}\%$  dissociated; the presence of  $\text{C}_3\text{H}_5\text{O}_2^-$  in solution 17d greatly inhibits the dissociation of  $\text{HC}_3\text{H}_5\text{O}_2$ . This is called the *common ion effect*. **21. a.** 1.70; **b.** 5.49; **c.** 1.70; **d.** 4.71 **23. a.** 4.29; **b.** 12.30; **c.** 12.30; **d.** 5.07 **25.** solution d; solution d is a buffer solution that resists pH changes. **27.** 3.40 **29.** 3.48; 3.22 **31. a.** 5.14; **b.** 4.34; **c.** 5.14; **d.** 4.34 **33.** 4.36 **35. a.** 7.97; **b.** 8.73; both solutions have an initial  $\text{pH} = 8.77$ . The two solutions differ in their buffer capacity. Solution b with the larger concentrations has the greater capacity to resist pH change. **37.** 15 g **39. a.** 0.19; **b.** 0.59; **c.** 1.0; **d.** 1.9 **41.**  $\text{HOCl}$ ; there are many possibilities. One possibility is a solution with  $[\text{HOCl}] = 1.0 \text{ M}$  and  $[\text{NaOCl}] = 0.35 \text{ M}$ . **43.** 8.18; add 0.20 mol  $\text{NaOH}$  **45.** solution d **47. a.** 1.0 mol; **b.** 0.30 mol; **c.** 1.3 mol **49. a.**  $\sim 22$  mL base added; **b.** buffer region is from  $\sim 1$  mL to  $\sim 21$  mL base added. The maximum buffering region would be from  $\sim 5$  mL to  $\sim 17$  mL base added with the halfway point to equivalence ( $\sim 11$  mL) as the best buffer point. **c.**  $\sim 11$  mL base added; **d.** 0 mL base added; **e.**  $\sim 22$  mL base added (the stoichiometric point); **f.** any point after the stoichiometric point (volume base added  $> \sim 22$  mL) **51. a.** 0.699; **b.** 0.854; **c.** 1.301; **d.** 7.00; **e.** 12.15 **53. a.** 2.72; **b.** 4.26; **c.** 4.74; **d.** 5.22; **e.** 8.79; **f.** 12.15



55. Volume (mL)	pH
0.0	2.43
4.0	3.14
8.0	3.53
12.5	3.86
20.0	4.46
24.0	5.24
24.5	5.6
24.9	6.3
25.0	8.28
25.1	10.3
26.0	11.30
28.0	11.75
30.0	11.96

See Solutions Guide for pH plot.

57. Volume (mL)	pH
0.0	11.11
4.0	9.97
8.0	9.58
12.5	9.25
20.0	8.65
24.0	7.87
24.5	7.6
24.9	6.9
25.0	5.28
25.1	3.7
26.0	2.71
28.0	2.24
30.0	2.04

See Solutions Guide for pH plot.

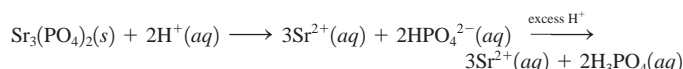
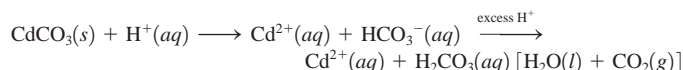
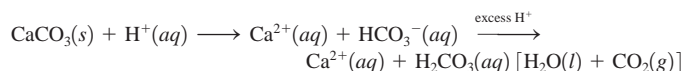
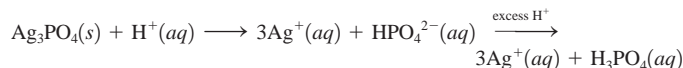
**59. a.** 4.19, 8.45; **b.** 10.74; 5.96; **c.** 0.89, 7.00 **61.**  $2.1 \times 10^{-6}$  **63. a.** yellow; **b.** 8.0; **c.** blue **65.** phenolphthalein **67.** Phenol red is one possible indicator for the titration in Exercise 51. Phenolphthalein is one possible indicator for the titration in Exercise 53. **69.** Phenolphthalein is one possible indicator for Exercise 55. Bromocresol green is one possible indicator for Exercise 57. **71.** The pH is between 5 and 8. **73. a.** yellow; **b.** green; **c.** yellow; **d.** blue **75. a.** The optimal buffer pH is about 8.1; **b.** 0.083 at pH = 7.00; 8.3 at pH = 9.00; **c.** 8.08; 7.95 **77.**  $1.3 \times 10^{-2} M$  **79.** 180. g/mol;  $3.3 \times 10^{-4}$ ; assumed acetylsalicylic acid is a weak monoprotic acid. **81.** from 5.9 to 7.9

**83.**  $pOH = pK_b + \log \frac{[acid]}{[base]}$  **85. a.** 10.44; **b.** 10.74 **87. a.** potassium fluoride + HCl; **b.** benzoic acid + NaOH; **c.** acetic acid + sodium acetate; **d.** HOCl + NaOH; **e.** ammonium chloride + NaOH **89. a.**  $1.8 \times 10^9$ ; **b.**  $5.6 \times 10^4$ ; **c.**  $1.0 \times 10^{14}$  **91.** 4.4 L **93.** 65 mL **95.** 0.210 M **97.**  $1.74 \times 10^{-8}$  **99.** 49 mL **101.** 3.9 L **103. a.** 200.0 mL; **b. i.**  $H_2A, H_2O$ ; **ii.**  $H_2A, HA^-, H_2O, Na^+$ ; **iii.**  $HA^-, H_2O, Na^+$ ; **iv.**  $HA^-, A^{2-}, H_2O, Na^+$ ; **v.**  $A^{2-}, H_2O, Na^+$ ; **vi.**  $A^{2-}, H_2O, Na^+, OH^-$ ; **c.**  $K_{a_1} = 1 \times 10^{-4}$ ;  $K_{a_2} = 1 \times 10^{-8}$  **105. a.** The major species present at the various points after  $H^+$  reacts completely are A:  $CO_3^{2-}, H_2O, Na^+$ ; B:  $CO_3^{2-}, HCO_3^-, H_2O, Cl^-, Na^+$ ; C:  $HCO_3^-, H_2O, Cl^-, Na^+$ ; D:  $HCO_3^-, CO_2 (H_2CO_3), H_2O, Cl^-, Na^+$ ; E:  $CO_2 (H_2CO_3), H_2O, Cl^-, Na^+$ ; F:  $H^+, CO_2 (H_2CO_3), H_2O, Cl^-, Na^+$ ; **b.** B: pH = 10.25; D: pH = 6.37 **107.** pH  $\approx$  5.0;  $K_a \approx 1 \times 10^{-10}$  **109.** 3.00 **111.** 2.78

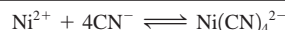
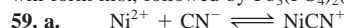
### Chapter 16

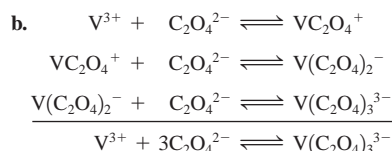
**9.**  $K_{sp}$  values can only be compared to determine relative solubilities when the salts produce the same number of ions. Here,  $Ag_2S$  and  $CuS$  do not produce the same number of ions when they dissolve, so each has a different mathematical relationship between the  $K_{sp}$  value and the molar solubility. To determine which salt has the larger molar solubility, you must do the actual calculations and compare the two molar solubility values. **11. i.** This is the result when you have a salt that breaks up into two ions. Examples of these salts would be  $AgCl, SrSO_4, BaCrO_4,$  and  $ZnCO_3$ . **ii.** This is the result when you have a salt that breaks up into

three ions, either two cations and one anion or one cation and two anions. Some examples are  $SrF_2, Hg_2I_2,$  and  $Ag_2SO_4$ . **iii.** This is the result when you have a salt that breaks up into four ions, either three cations and one anion ( $Ag_3PO_4$ ) or one cation and three anions (ignoring the hydroxides, there are no examples of this type of salt in Table 16.1). **iv.** This is the result when you have a salt that breaks up into five ions, either three cations and two anions [ $Sr_3(PO_4)_2$ ] or two cations and three anions (no examples of this type of salt are in Table 16.1). **13.** For the  $K_{sp}$  reaction of a salt dissolving into its respective ions, the common ion would be if one of the ions in the salt was added from an outside source. When a common ion is present, the  $K_{sp}$  equilibrium shifts to the left resulting in less of the salt dissolving into its ions. **15.** Some people would automatically think that an increase in temperature would increase the solubility of a salt. This is not always the case because some salts show a decrease in solubility as temperature increases. The two major methods used to increase solubility of a salt both involve removing one of the ions in the salt by reaction. If the salt has an ion with basic properties, adding  $H^+$  will increase the solubility of the salt because the added  $H^+$  will react with the basic ion, thus removing it from solution. More salt dissolves in order to make up for the lost ion. Some examples of salts with basic ions are  $AgF, CaCO_3,$  and  $Al(OH)_3$ . The other way to remove an ion is to form a complex ion. For example, the  $Ag^+$  ion in silver salts forms the complex ion  $Ag(NH_3)_2^+$  as ammonia is added. Silver salts increase their solubility as  $NH_3$  is added because the  $Ag^+$  ion is removed through complex ion formation. **17.** In 2.0 M  $NH_3$ , the soluble complex ion  $Ag(NH_3)_2^+$  forms, which increases the solubility of  $AgCl(s)$ . The reaction is  $AgCl(s) + 2NH_3 \rightleftharpoons Ag(NH_3)_2^+ + Cl^-$ . In 2.0 M  $NH_4NO_3$ ,  $NH_3$  is only formed by the dissociation of the weak acid  $NH_4^+$ . There is not enough  $NH_3$  produced by this reaction to dissolve  $AgCl(s)$  by the formation of the complex ion. **19. a.**  $AgC_2H_3O_2(s) \rightleftharpoons Ag^+(aq) + C_2H_3O_2^-(aq)$ ;  $K_{sp} = [Ag^+][C_2H_3O_2^-]$ ; **b.**  $Al(OH)_3(s) \rightleftharpoons Al^{3+}(aq) + 3OH^-(aq)$ ;  $K_{sp} = [Al^{3+}][OH^-]^3$ ; **c.**  $Ca_3(PO_4)_2(s) \rightleftharpoons 3Ca^{2+}(aq) + 2PO_4^{3-}(aq)$ ;  $K_{sp} = [Ca^{2+}]^3[PO_4^{3-}]^2$  **21. a.**  $2.3 \times 10^{-9}$ ; **b.**  $8.20 \times 10^{-19}$  **23.**  $1.4 \times 10^{-8}$  **25.**  $3.92 \times 10^{-5}$  **27. a.**  $1.6 \times 10^{-5} \text{ mol/L}$ ; **b.**  $9.3 \times 10^{-5} \text{ mol/L}$ ; **c.**  $6.5 \times 10^{-7} \text{ mol/L}$  **29.**  $1.3 \times 10^{-4} \text{ mol/L}$  **31.**  $2 \times 10^{-11} \text{ mol/L}$  **33. a.**  $CaF_2$ ; **b.**  $FePO_4$  **35. a.**  $4 \times 10^{-17} \text{ mol/L}$ ; **b.**  $4 \times 10^{-11} \text{ mol/L}$ ; **c.**  $4 \times 10^{-29} \text{ mol/L}$  **37. a.**  $1.4 \times 10^{-2} \text{ mol/L}$ ; **b.**  $1.2 \times 10^{-3} \text{ mol/L}$ ; **c.**  $3.9 \times 10^{-3} \text{ mol/L}$  **39.**  $2.3 \times 10^{-11} \text{ mol/L}$  **41.**  $3.5 \times 10^{-10}$  **43.** If the anion in the salt can act as a base in water, then the solubility of the salt will increase as the solution becomes more acidic. Added  $H^+$  will react with the base, forming the conjugate acid. As the basic anion is removed, more of the salt will dissolve to replenish the basic anion. The salts with basic anions are  $Ag_3PO_4, CaCO_3, CdCO_3,$  and  $Sr_3(PO_4)_2$ .  $Hg_2Cl_2$  and  $PbI_2$  do not have any pH dependence because  $Cl^-$  and  $I^-$  are terrible bases (the conjugate bases of strong acids).



**45.**  $1.5 \times 10^{-19} \text{ g}$  **47.** No precipitate forms. **49.**  $PbF_2(s)$  will not form. **51.**  $[K^+] = 0.160 M, [C_2O_4^{2-}] = 3.3 \times 10^{-7} M, [Ba^{2+}] = 0.0700 M, [Br^-] = 0.300 M$  **53.**  $7.5 \times 10^{-6} \text{ mol/L}$  **55.**  $[AgNO_3] > 5.6 \times 10^{-5} M$  **57.**  $PbS(s)$  will form first, followed by  $Pb_3(PO_4)_2(s)$ , and  $PbF_2(s)$  will form last.

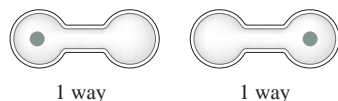




**61.**  $1.0 \times 10^{42}$  **63.**  $\text{Hg}^{2+}(\text{aq}) + 2\text{I}^{-}(\text{aq}) \rightarrow \text{HgI}_2(\text{s})$  (orange precipitate);  $\text{HgI}_2(\text{s}) + 2\text{I}^{-}(\text{aq}) \rightarrow \text{HgI}_4^{2-}(\text{aq})$  (soluble complex ion) **65.**  $3.3 \times 10^{-32} M$   
**67. a.**  $1.0 \times 10^{-3} M$ ; **b.**  $2.0 \times 10^{-7} M$ ; **c.**  $8.0 \times 10^{-15} M$  **69. a.**  $1.2 \times 10^{-8}$  mol/L; **b.**  $1.5 \times 10^{-4}$  mol/L; **c.** The presence of  $\text{NH}_3$  increases the solubility of AgI. Added  $\text{NH}_3$  removes  $\text{Ag}^+$  from solution by forming the complex ion  $\text{Ag}(\text{NH}_3)_2^+$ . As  $\text{Ag}^+$  is removed, more AgI will dissolve to replenish the  $\text{Ag}^+$  concentration. **71.**  $4.7 \times 10^{-2}$  mol/L **73.** Test tube 1: added  $\text{Cl}^-$  reacts with  $\text{Ag}^+$  to form the silver chloride precipitate. The net ionic equation is  $\text{Ag}^+(\text{aq}) + \text{Cl}^-(\text{aq}) \rightarrow \text{AgCl}(\text{s})$ . Test tube 2: added  $\text{NH}_3$  reacts with  $\text{Ag}^+$  ions to form the soluble complex ion  $\text{Ag}(\text{NH}_3)_2^+$ . As this complex ion forms,  $\text{Ag}^+$  is removed from solution, which causes  $\text{AgCl}(\text{s})$  to dissolve. When enough  $\text{NH}_3$  is added, then all of the silver chloride precipitate will dissolve. The equation is  $\text{AgCl}(\text{s}) + 2\text{NH}_3(\text{aq}) \rightarrow \text{Ag}(\text{NH}_3)_2^+(\text{aq}) + \text{Cl}^-(\text{aq})$ . Test tube 3: added  $\text{H}^+$  reacts with the weak base  $\text{NH}_3$  to form  $\text{NH}_4^+$ . As  $\text{NH}_3$  is removed,  $\text{Ag}^+$  ions are released to solution, which can then react with  $\text{Cl}^-$  to re-form  $\text{AgCl}(\text{s})$ . The equations are  $\text{Ag}(\text{NH}_3)_2^+(\text{aq}) + 2\text{H}^+(\text{aq}) \rightarrow \text{Ag}^+(\text{aq}) + 2\text{NH}_4^+(\text{aq})$  and  $\text{Ag}^+(\text{aq}) + \text{Cl}^-(\text{aq}) \rightarrow \text{AgCl}(\text{s})$ . **75.**  $2.7 \times 10^{-5}$  mol/L; the solubility of hydroxyapatite will increase as a solution gets more acidic, since both phosphate and hydroxide can react with  $\text{H}^+$ .  $6 \times 10^{-8}$  mol/L; the hydroxyapatite in the tooth enamel is converted to the less soluble fluorapatite by fluoride-treated water. The less soluble fluorapatite will then be more difficult to dissolve, making teeth less susceptible to decay. **77.** 0.89 g **79.** 11.2 **81.**  $6.2 \times 10^5$  **83. a.**  $6.7 \times 10^{-6}$  mol/L; **b.**  $1.2 \times 10^{-13}$  mol/L; **c.**  $\text{Pb}(\text{OH})_2(\text{s})$  will not form since  $Q < K_{\text{sp}}$ . **85.** 1.7 g AgCl;  $5 \times 10^{-9}$  mol/L **87.** Addition of more than  $9.0 \times 10^{-6}$  g  $\text{Ca}(\text{NO}_3)_2$  should start precipitation of  $\text{CaF}_2(\text{s})$ . **89.**  $7.0 \times 10^{-8}$  **91. a.**  $1.6 \times 10^{-6}$ ; **b.** 0.056 mol/L **93.**  $\text{Ba}(\text{OH})_2$ , pH = 13.34;  $\text{Sr}(\text{OH})_2$ , pH = 12.93;  $\text{Ca}(\text{OH})_2$ , pH = 12.15 **95. a.** 0.33 mol/L; **b.** 0.33 M; **c.**  $4.8 \times 10^{-3} M$  **97. a.**  $7.1 \times 10^{-7}$  mol/L; **b.**  $8.7 \times 10^{-3}$  mol/L; **c.** The presence of  $\text{NH}_3$  increases the solubility of AgBr. Added  $\text{NH}_3$  removes  $\text{Ag}^+$  from solution by forming the complex ion,  $\text{Ag}(\text{NH}_3)_2^+$ . As  $\text{Ag}^+$  is removed, more AgBr(s) will dissolve to replenish the  $\text{Ag}^+$  concentration. **d.** 0.41 g AgBr; **e.** Added  $\text{HNO}_3$  will have no effect on the AgBr(s) solubility in pure water. Neither  $\text{H}^+$  nor  $\text{NO}_3^-$  react with  $\text{Ag}^+$  or  $\text{Br}^-$  ions.  $\text{Br}^-$  is the conjugate base of the strong acid HBr, so it is a terrible base. However, added  $\text{HNO}_3$  will reduce the solubility of AgBr(s) in the ammonia solution.  $\text{NH}_3$  is a weak base ( $K_b = 1.8 \times 10^{-5}$ ). Added  $\text{H}^+$  will react with  $\text{NH}_3$  to form  $\text{NH}_4^+$ . As  $\text{NH}_3$  is removed, a smaller amount of the  $\text{Ag}(\text{NH}_3)_2^+$  complex ion will form, resulting in a smaller amount of AgBr(s) that will dissolve. **99.**  $5.7 \times 10^{-2}$  mol/L **101.** 3 M **103.**  $4.8 \times 10^{-11} M$  **105. a.**  $5.8 \times 10^{-4}$  mol/L; **b.** greater;  $\text{F}^-$  is a weak base ( $K_b = 1.4 \times 10^{-11}$ ), so some of the  $\text{F}^-$  is removed by reaction with water. As  $\text{F}^-$  is removed, more  $\text{SrF}_2$  will dissolve; **c.**  $3.5 \times 10^{-3}$  mol/L **107.** pH = 0.70; 0.20 M  $\text{Ba}^{2+}$ ; 23 g  $\text{BaSO}_4(\text{s})$

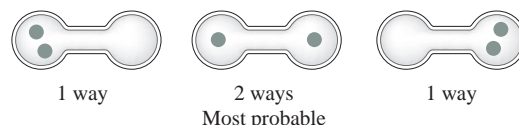
## Chapter 17

**11.** Living organisms need an external source of energy to carry out these processes. For all processes combined,  $\Delta S_{\text{univ}}$  must be greater than zero (the 2nd law). **13.** As any process occurs,  $\Delta S_{\text{univ}}$  will increase;  $\Delta S_{\text{univ}}$  cannot decrease. Time also goes in one direction, just as  $\Delta S_{\text{univ}}$  goes in one direction. **15.** Possible arrangements for one molecule:

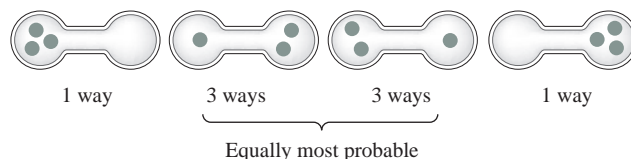


Both are equally probable.

Possible arrangements for two molecules:



Possible arrangement for three molecules:



**17.** Note that these substances are not in the solid state, but are in the aqueous state; water molecules are also present. There is an apparent increase in ordering when these ions are placed in water. The hydrating water molecules must be in a highly ordered state when surrounding these anions. **19.** One can determine  $\Delta S^\circ$  and  $\Delta H^\circ$  for the reaction using the standard entropies and standard enthalpies of formation in Appendix 4, then use the equation  $\Delta G^\circ = \Delta H^\circ - T\Delta S^\circ$ . One can also use the standard free energies of formation in Appendix 4. And finally, one can use Hess's law to calculate  $\Delta G^\circ$ . Here, reactions having known  $\Delta G^\circ$  values are manipulated to determine  $\Delta G^\circ$  for a different reaction. For temperatures other than  $25^\circ\text{C}$ ,  $\Delta G^\circ$  is estimated using the  $\Delta G^\circ = \Delta H^\circ - T\Delta S^\circ$  equation. The assumptions made are that the  $\Delta H^\circ$  and  $\Delta S^\circ$  values determined from Appendix 4 data are temperature independent. We use the same  $\Delta H^\circ$  and  $\Delta S^\circ$  values as determined when  $T = 25^\circ\text{C}$ , then plug in the new temperature in kelvins into the equation to estimate  $\Delta G^\circ$  at the new temperature. **21.** The light source for the first reaction is necessary for kinetic reasons. The first reaction is just too slow to occur unless a light source is available. The kinetics of a reaction are independent of the thermodynamics of a reaction. Even though the first reaction is more favorable thermodynamically (assuming standard conditions), it is unfavorable for kinetic reasons. The second reaction has a negative  $\Delta G^\circ$  value and is a fast reaction, so the second reaction occurs very quickly. When considering if a reaction will occur, thermodynamics and kinetics must both be considered. **23. a, b, c** **25.** We draw all of the possible arrangements of the two particles in the three levels.

2 kJ	—	—	<u>x</u>	—	<u>x</u>	<u>xx</u>
1 kJ	—	<u>x</u>	—	<u>xx</u>	<u>x</u>	—
0 kJ	<u>xx</u>	<u>x</u>	<u>x</u>	—	—	—
Total $E =$	0 kJ	1 kJ	2 kJ	2 kJ	3 kJ	4 kJ

The most likely total energy is 2 kJ. **27. a.**  $\text{H}_2$  at  $100^\circ\text{C}$  and 0.5 atm; **b.**  $\text{N}_2$  at STP; **c.**  $\text{H}_2\text{O}(\text{l})$  **29. a.** negative; **b.** positive **31.** Spontaneous ( $\Delta G < 0$ ) for b, c, d **33.** 89.3 J/K · mol **35. a.** yes ( $\Delta G < 0$ ); **b.** 196 K **37. a.** negative; **b.** positive; **c.** negative; **d.** positive **39. a.**  $\text{C}_{\text{graphite}}(\text{s})$ ; **b.**  $\text{C}_2\text{H}_5\text{OH}(\text{g})$ ; **c.**  $\text{CO}_2(\text{g})$  **41. a.** negative,  $-186$  J/K; **b.** positive, 187 J/K; **c.** hard to predict since  $\Delta n = 0$ ; 138 J/K **43.** 262 J/K · mol **45. a.**  $\Delta H$  and  $\Delta S$  are both positive; **b.**  $S_{\text{rhombohedral}}$  **47. a.**  $\Delta H$  and  $\Delta S$  are both negative; **b.** low temperatures **49. a.**  $\Delta H^\circ = -803$  kJ,  $\Delta S^\circ = -4$  J/K,  $\Delta G^\circ = -802$  kJ; **b.**  $\Delta H^\circ = 2802$  kJ,  $\Delta S^\circ = -262$  J/K,  $\Delta G^\circ = 2880$  kJ; **c.**  $\Delta H^\circ = -416$  kJ,  $\Delta S^\circ = -209$  J/K,  $\Delta G^\circ = -354$  kJ; **d.**  $\Delta H^\circ = -176$  kJ,  $\Delta S^\circ = -284$  J/K,  $\Delta G^\circ = -91$  kJ **51.**  $-5.40$  kJ; 328.6 K;  $\Delta G^\circ$  is negative below 328.6 K. **53.**  $-817$  kJ **55.**  $-731$  kJ/mol **57. a.** 53 kJ; **b.** No, the reaction is not spontaneous at standard concentrations and 298 K. **c.**  $T > 630$  K **59.**  $-188$  kJ **61. a.** shifts right; **b.** no shift since the reaction is at equilibrium; **c.** shifts left **63.**  $-198$  kJ;  $5.07 \times 10^{34}$  **65.** 8.72; 0.0789 **67.** 140 kJ **69.**  $-71$  kJ/mol **71.**  $\Delta H^\circ = 1.1 \times 10^5$  J/mol;  $\Delta S^\circ = 330$  J/K · mol; the major difference in the plot is the slope of the line. An endothermic process has a negative slope for the  $\ln(K)$  versus  $1/T$  plot, whereas an exothermic process has a positive slope. **73.**  $\Delta S_{\text{univ}}$  must be greater than zero. **75.**  $\text{CH}_4(\text{g}) + \text{CO}_2(\text{g}) \rightarrow \text{CH}_3\text{CO}_2\text{H}(\text{l})$ ,  $\Delta H^\circ = -16$  kJ,  $\Delta S^\circ = -240$  J/K,  $\Delta G^\circ = 56$  kJ;  $\text{CH}_3\text{OH}(\text{g}) + \text{CO}(\text{g}) \rightarrow \text{CH}_3\text{CO}_2\text{H}(\text{l})$ ,  $\Delta H^\circ = -173$  kJ,  $\Delta S^\circ = -278$  J/K,

$\Delta G^\circ = -90$  kJ; the second reaction is preferred. It should be run at temperatures below 622 K. **77.** 60 **79.** a.  $2.22 \times 10^5$ ; b. 94.3; c. 0.29 mol ATP **81.** Enthalpy is not favorable, so  $\Delta S$  must provide the driving force for the change. Thus  $\Delta S$  is positive. There is an increase in the positional probability, so the original enzyme has the more ordered structure (has the smaller positional probability). **83.** 447 J/K · mol **85.** decreases;  $\Delta S$  will be negative since 2 mol of gaseous reactants form 1 mol of gaseous product. For  $\Delta G$  to be negative,  $\Delta H$  must be negative (exothermic). For exothermic reactions,  $K$  decreases as  $T$  increases, so the ratio of the partial pressure of  $\text{PCl}_5$  to the partial pressure of  $\text{PCl}_3$  will decrease. **87.** 43.7 K **89.**  $7.0 \times 10^{-4}$  **91.**  $\Delta S$  is more favorable for reaction 2 than for reaction 1, resulting in  $K_2 > K_1$ . In reaction 1, seven particles in solution form one particle. In reaction 2, four particles form one, which results in a smaller decrease in positional probability than for reaction 1. **93.** 725 K **95.** a. Vessel 1: At  $0^\circ\text{C}$ , this system is at equilibrium, so  $\Delta S_{\text{univ}} = 0$  and  $\Delta S = \Delta S_{\text{surr}}$ . Because the vessel is perfectly insulated,  $q = 0$  so  $\Delta S_{\text{surr}} = 0 = \Delta S_{\text{sys}}$ . b. Vessel 2: The presence of salt in water lowers the freezing point of water to a temperature below  $0^\circ\text{C}$ . In vessel 2 the conversion of ice into water will be spontaneous at  $0^\circ\text{C}$ , so  $\Delta S_{\text{univ}} > 0$ . Because the vessel is perfectly insulated,  $\Delta S_{\text{surr}} = 0$ . Therefore,  $\Delta S_{\text{sys}}$  must be positive ( $\Delta S > 0$ ) in order for  $\Delta S_{\text{univ}}$  to be positive. **97.**  $\Delta H^\circ = 286$  kJ;  $\Delta G^\circ = 326$  kJ;  $K = 7.22 \times 10^{-58}$ ;  $P_{\text{O}_3} = 3.3 \times 10^{-41}$  atm; this partial pressure represents one molecule of ozone per  $9.5 \times 10^{17}$  L of air. Equilibrium is probably not maintained under the conditions because the concentration of ozone is not large enough to maintain equilibrium **99.** a.

$$k_f = A \exp\left(\frac{-E_a}{RT}\right) \text{ and } k_r = A \exp\left(\frac{-(E_a - \Delta G^\circ)}{RT}\right)$$

$$\frac{k_f}{k_r} = \exp\left(\frac{-E_a}{RT} + \frac{(E_a - \Delta G^\circ)}{RT}\right) = \exp\left(\frac{-\Delta G^\circ}{RT}\right)$$

From  $\Delta G^\circ = -RT \ln K$ ,  $K$  also equals the same expression:  $K = \exp\left(\frac{-\Delta G^\circ}{RT}\right)$ ,

so  $K = \frac{k_f}{k_r}$ . **b.** A catalyst increases the value of the rate constant (increases rate)

by lowering the activation energy. For the equilibrium constant  $K$  to remain constant, both  $k_f$  and  $k_r$  must increase by the same factor. Therefore, a catalyst must increase the rate of both the forward and the reverse reactions. **101.** a. 0.333; b.  $P_A = 1.50$  atm;  $P_B = 0.50$  atm; c.  $\Delta G = \Delta G^\circ + RT \ln(P_B/P_A) = 2722 \text{ J} - 2722 \text{ J} = 0$  **103.** greater than 7.5 torr **105.** 16 g **107.** 61 kJ/mol **109.**  $-4.1$  kJ/mol

### Chapter 18

**15.** Oxidation: increase in oxidation number, loss of electrons; reduction: decrease in oxidation number, gain of electrons **17.** Reactions a, b, and c are oxidation–reduction reactions.

Oxidizing Agent	Reducing Agent	Substance Oxidized	Substance Reduced
a. $\text{H}_2\text{O}$	$\text{CH}_4$	$\text{CH}_4(\text{C})$	$\text{H}_2\text{O}(\text{H})$
b. $\text{AgNO}_3$	Cu	Cu	$\text{AgNO}_3(\text{Ag})$
c. HCl	Zn	Zn	$\text{HCl}(\text{H})$

**19.** Electrochemistry is the study of the interchange of chemical and electrical energy. A redox (oxidation–reduction) reaction is a reaction in which one or more electrons are transferred. In a galvanic cell, a spontaneous redox reaction occurs which produces an electric current. In an electrolytic cell, electricity is used to force a nonspontaneous redox reaction to occur. **21.** Magnesium is an alkaline earth metal; Mg will oxidize to  $\text{Mg}^{2+}$ . The oxidation state of hydrogen in HCl is +1. To be reduced, the oxidation state of H must decrease. The obvious choice for the hydrogen product is  $\text{H}_2(\text{g})$  where hydrogen has a zero oxidation state. The balanced reaction is:  $\text{Mg}(\text{s}) + 2\text{HCl}(\text{aq}) \rightarrow \text{MgCl}_2(\text{aq}) + \text{H}_2(\text{g})$ . Mg goes from the 0 to the +2 oxidation state by losing two electrons. Each H atom goes from the +1 to the 0 oxidation state by gaining one electron. Since there are two H atoms in the balanced equation, then a total of two electrons are gained by the H atoms. Hence, two electrons are transferred in the balanced reaction. When the electrons are transferred directly from Mg to

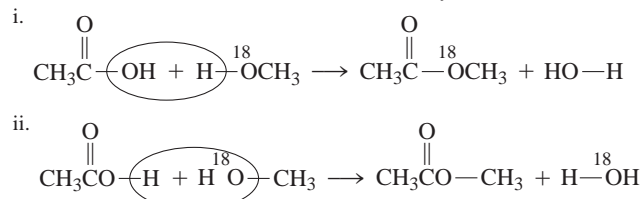
$\text{H}^+$ , no work is obtained. In order to harness this reaction to do useful work, we must control the flow of electrons through a wire. This is accomplished by making a galvanic cell, which separates the reduction reaction from the oxidation reaction in order to control the flow of electrons through a wire to produce a voltage. **23.** An extensive property is one that depends on the amount of substance. The free energy change for a reaction depends on whether 1 mol of product is produced or 2 mol of product is produced or 1 million mol of product is produced. This is not the case for cell potentials, which do not depend on the amount of substance. The equation that relates  $\Delta G$  to  $E$  is  $\Delta G = -nFE$ . It is the  $n$  term that converts the intensive property  $E$  into the extensive property  $\Delta G$ .  $n$  is the number of moles of electrons transferred in the balanced reaction that  $\Delta G$  is associated with. **25.** A potential hazard when jump-starting a car is that the electrolysis of  $\text{H}_2\text{O}(\text{l})$  can occur. When  $\text{H}_2\text{O}(\text{l})$  is electrolyzed, the products are the explosive gas mixture of  $\text{H}_2(\text{g})$  and  $\text{O}_2(\text{g})$ . A spark produced during jump-starting a car could ignite any  $\text{H}_2(\text{g})$  and  $\text{O}_2(\text{g})$  produced. Grounding the jumper cable far from the battery minimizes the risk of a spark nearby the battery where  $\text{H}_2(\text{g})$  and  $\text{O}_2(\text{g})$  could be collecting. **27.** You need to know the identity of the metal so you know which molar mass to use. You need to know the oxidation state of metal ion in the salt so the moles of electrons transferred can be determined. And finally, you need to know the amount of current and the time the current was passed through the electrolytic cell. If you know these four quantities, then the mass of metal plated out can be calculated. **29.** a.  $3\text{I}^-(\text{aq}) + 2\text{H}^+(\text{aq}) + \text{ClO}^-(\text{aq}) \rightarrow \text{I}_3^-(\text{aq}) + \text{Cl}^-(\text{aq}) + \text{H}_2\text{O}(\text{l})$ ; b.  $7\text{H}_2\text{O}(\text{l}) + 4\text{H}^+(\text{aq}) + 3\text{As}_2\text{O}_3(\text{s}) + 4\text{NO}_3^-(\text{aq}) \rightarrow 4\text{NO}(\text{g}) + 6\text{H}_2\text{AsO}_4(\text{aq})$ ; c.  $16\text{H}^+(\text{aq}) + 2\text{MnO}_4^-(\text{aq}) + 10\text{Br}^-(\text{aq}) \rightarrow 5\text{Br}_2(\text{l}) + 2\text{Mn}^{2+}(\text{aq}) + 8\text{H}_2\text{O}(\text{l})$ ; d.  $8\text{H}^+(\text{aq}) + 3\text{CH}_3\text{OH}(\text{aq}) + \text{Cr}_2\text{O}_7^{2-}(\text{aq}) \rightarrow 2\text{Cr}^{3+}(\text{aq}) + 3\text{CH}_2\text{O}(\text{aq}) + 7\text{H}_2\text{O}(\text{l})$  **31.** a.  $2\text{H}_2\text{O}(\text{l}) + \text{Al}(\text{s}) + \text{MnO}_4^-(\text{aq}) \rightarrow \text{Al}(\text{OH})_4^-(\text{aq}) + \text{MnO}_2(\text{s})$ ; b.  $2\text{OH}^-(\text{aq}) + \text{Cl}_2(\text{g}) \rightarrow \text{Cl}^-(\text{aq}) + \text{OCl}^-(\text{aq}) + \text{H}_2\text{O}(\text{l})$ ; c.  $\text{OH}^-(\text{aq}) + \text{H}_2\text{O}(\text{l}) + \text{NO}_2^-(\text{aq}) + 2\text{Al}(\text{s}) \rightarrow \text{NH}_3(\text{g}) + 2\text{AlO}_2^-(\text{aq})$  **33.**  $4\text{NaCl}(\text{aq}) + 2\text{H}_2\text{SO}_4(\text{aq}) + \text{MnO}_2(\text{s}) \rightarrow 2\text{Na}_2\text{SO}_4(\text{aq}) + \text{MnCl}_2(\text{aq}) + \text{Cl}_2(\text{g}) + 2\text{H}_2\text{O}(\text{l})$  **35.** See Fig. 18.3 of the text for a typical galvanic cell. The anode compartment contains the oxidation half-reaction compounds/ions, and the cathode compartment contains the reduction half-reaction compounds/ions. The electrons flow from the anode to the cathode. For each of the following answers, all solutes are 1.0 M and all gases are at 1.0 atm. **a.**  $7\text{H}_2\text{O}(\text{l}) + 2\text{Cr}^{3+}(\text{aq}) + 3\text{Cl}_2(\text{g}) \rightarrow \text{Cr}_2\text{O}_7^{2-}(\text{aq}) + 6\text{Cl}^-(\text{aq}) + 14\text{H}^+(\text{aq})$ ; cathode: Pt electrode;  $\text{Cl}_2$  bubbled into solution,  $\text{Cl}^-$  in solution; anode: Pt electrode;  $\text{Cr}^{3+}$ ,  $\text{H}^+$ , and  $\text{Cr}_2\text{O}_7^{2-}$  in solution; **b.**  $\text{Cu}^{2+}(\text{aq}) + \text{Mg}(\text{s}) \rightarrow \text{Cu}(\text{s}) + \text{Mg}^{2+}(\text{aq})$ ; cathode: Cu electrode;  $\text{Cu}^{2+}$  in solution; anode: Mg electrode;  $\text{Mg}^{2+}$  in solution **37.** a. 0.03 V; b. 2.71 V **39.** See Exercise 35 for a description of a galvanic cell. For each of the following answers, all solutes are 1.0 M and all gases are at 1.0 atm. In the salt bridge, cations flow to the cathode and anions flow to the anode. **a.**  $\text{Cl}_2(\text{g}) + 2\text{Br}^-(\text{aq}) \rightarrow \text{Br}_2(\text{aq}) + 2\text{Cl}^-(\text{aq})$ ,  $\mathcal{E}^\circ = 0.27$  V; cathode: Pt electrode;  $\text{Cl}_2(\text{g})$  bubbled in,  $\text{Cl}^-$  in solution; anode: Pt electrode;  $\text{Br}_2$  and  $\text{Br}^-$  in solution; **b.**  $3\text{H}_2\text{O}(\text{l}) + 5\text{IO}_4^-(\text{aq}) + 2\text{Mn}^{2+}(\text{aq}) \rightarrow 5\text{IO}_3^-(\text{aq}) + 2\text{MnO}_4^-(\text{aq}) + 6\text{H}^+(\text{aq})$ ,  $\mathcal{E}^\circ = 0.09$  V; cathode: Pt electrode;  $\text{IO}_4^-$ ,  $\text{IO}_3^-$ , and  $\text{H}_2\text{SO}_4$  (as a source of  $\text{H}^+$ ) in solution; anode: Pt electrode;  $\text{Mn}^{2+}$ ,  $\text{MnO}_4^-$ , and  $\text{H}_2\text{SO}_4$  in solution **41.** 35a.  $\text{Pt}|\text{Cr}^{3+}(1.0 \text{ M}), \text{H}^+(1.0 \text{ M}), \text{Cr}_2\text{O}_7^{2-}(1.0 \text{ M})||\text{Cl}_2(1.0 \text{ atm})|\text{Cl}^-(1.0 \text{ M})|\text{Pt}$ ; 35b.  $\text{Mg}|\text{Mg}^{2+}(1.0 \text{ M})||\text{Cu}^{2+}(1.0 \text{ M})|\text{Cu}$ ; 39a.  $\text{Pt}|\text{Br}^-(1.0 \text{ M}), \text{Br}_2(1.0 \text{ M})||\text{Cl}_2(1.0 \text{ atm})|\text{Cl}^-(1.0 \text{ M})|\text{Pt}$ ; 39b.  $\text{Pt}|\text{Mn}^{2+}(1.0 \text{ M}), \text{MnO}_4^-(1.0 \text{ M}), \text{H}^+(1.0 \text{ M})||\text{IO}_4^-(1.0 \text{ M}), \text{H}^+(1.0 \text{ M}), \text{IO}_3^-(1.0 \text{ M})|\text{Pt}$  **43.** a.  $\text{Au}^{3+}(\text{aq}) + 3\text{Cu}^+(\text{aq}) \rightarrow 3\text{Cu}^{2+}(\text{aq}) + \text{Au}(\text{s})$ ,  $\mathcal{E}^\circ = 1.34$  V; b.  $2\text{VO}_2^+(\text{aq}) + 4\text{H}^+(\text{aq}) + \text{Cd}(\text{s}) \rightarrow \text{Cd}^{2+}(\text{aq}) + 2\text{VO}^{2+}(\text{aq}) + 2\text{H}_2\text{O}(\text{l})$ ,  $\mathcal{E}^\circ = 1.40$  V **45.** a.  $16\text{H}^+ + 2\text{MnO}_4^- + 10\text{I}^- \rightarrow 5\text{I}_2 + 2\text{Mn}^{2+} + 8\text{H}_2\text{O}$ ,  $\mathcal{E}_{\text{cell}}^\circ = 0.97$  V, spontaneous; b.  $16\text{H}^+ + 2\text{MnO}_4^- + 10\text{F}^- \rightarrow 5\text{F}_2 + 2\text{Mn}^{2+} + 8\text{H}_2\text{O}$ ,  $\mathcal{E}_{\text{cell}}^\circ = -1.36$  V, not spontaneous **47.**  $\mathcal{E}^\circ = 0.41$  V,  $\Delta G^\circ = -79$  kJ **49.** 43a.  $-388$  kJ; 43b.  $-270$  kJ **51.**  $-0.829$  V; the two values agree to two significant figures. **53.**  $\text{K}^+ < \text{H}_2\text{O} < \text{Cd}^{2+} < \text{I}_2 < \text{AuCl}_4^- < \text{IO}_3^-$  **55.** a. no; b. yes; c. yes; **57.** a. Of the species available,  $\text{Ag}^+$  would be the best oxidizing agent because it has the largest  $\mathcal{E}^\circ$  value. b. Of the species available, Zn would be the best reducing agent because it has the largest  $-\mathcal{E}^\circ$  value. c.  $\text{SO}_4^{2-}(\text{aq})$  can oxidize Pb(s) and Zn(s) at standard conditions. When  $\text{SO}_4^{2-}(\text{aq})$  is coupled with these reagents,  $\mathcal{E}_{\text{cell}}^\circ$  is positive. d. Al(s) can reduce  $\text{Ag}^+(\text{aq})$  and  $\text{Zn}^{2+}(\text{aq})$  at standard conditions because  $\mathcal{E}_{\text{cell}}^\circ > 0$ . **59.** a.  $\text{Cr}_2\text{O}_7^{2-}$ ,  $\text{O}_2$ ,  $\text{MnO}_2$ ,  $\text{IO}_3^-$ ; b. PbSO<sub>4</sub>, Cd<sup>2+</sup>, Fe<sup>2+</sup>, Cr<sup>3+</sup>, Zn<sup>2+</sup>, H<sub>2</sub>O **61.**  $\text{ClO}^-(\text{aq}) + 2\text{NH}_3(\text{aq}) \rightarrow \text{Cl}^-(\text{aq}) + \text{N}_2\text{H}_4(\text{aq}) + \text{H}_2\text{O}(\text{l})$ ,  $\mathcal{E}_{\text{cell}}^\circ = 1.00$  V; because  $\mathcal{E}_{\text{cell}}^\circ$  is positive for this reaction, at

standard conditions  $\text{ClO}^-$  can spontaneously oxidize  $\text{NH}_3$  to the somewhat toxic  $\text{N}_2\text{H}_4$ . **63.** a. larger; b. smaller **65.** Electron flow is always from the anode to the cathode. For the cells with a nonzero cell potential, we will identify the cathode, which means the other compartment is the anode. **a.** 0; **b.** 0.018 V; compartment with  $[\text{Ag}^+] = 2.0 \text{ M}$  is cathode; **c.** 0.059 V; compartment with  $[\text{Ag}^+] = 1.0 \text{ M}$  is cathode; **d.** 0.26 V; compartment with  $[\text{Ag}^+] = 1.0 \text{ M}$  is cathode; **e.** 0 **67.** 2.12 V **69.** 1.09 V **71.** [35]. **a.**  $\Delta G^\circ = -20 \text{ kJ}$ ;  $1 \times 10^3$ ; **b.**  $\Delta G^\circ = -523 \text{ kJ}$ ;  $5.12 \times 10^{91}$ ; [39]. **a.**  $\Delta G^\circ = -52 \text{ kJ}$ ;  $1.4 \times 10^9$ ; **b.**  $\Delta G^\circ = -90 \text{ kJ}$ ;  $2 \times 10^{15}$  **73.** **a.**  $\text{Fe}^{2+}(\text{aq}) + \text{Zn}(\text{s}) \rightarrow \text{Zn}^{2+}(\text{aq}) + \text{Fe}(\text{s})$   $\mathcal{E}_{\text{cell}}^\circ = 0.32 \text{ V}$ ; **b.**  $-62 \text{ kJ}$ ;  $6.8 \times 10^{10}$ ; **c.** 0.20 V **75.** **a.** 0.23 V; **b.**  $1.2 \times 10^{-5} \text{ M}$  **77.** 0.16 V, copper is oxidized. **79.**  $1.7 \times 10^{-30}$  **81.** **a.** no reaction; **b.**  $\text{Cl}_2(\text{g}) + 2\text{I}^-(\text{aq}) \rightarrow \text{I}_2(\text{s}) + 2\text{Cl}^-(\text{aq})$ ,  $\mathcal{E}_{\text{cell}}^\circ = 0.82 \text{ V}$ ;  $\Delta G^\circ = -160 \text{ kJ}$ ;  $K = 5.6 \times 10^{27}$ ; **c.** no reaction; **d.**  $4\text{Fe}^{2+}(\text{aq}) + 4\text{H}^+(\text{aq}) + \text{O}_2(\text{g}) \rightarrow 4\text{Fe}^{3+}(\text{aq}) + 2\text{H}_2\text{O}(\text{l})$ ,  $\mathcal{E}_{\text{cell}}^\circ = 0.46 \text{ V}$ ;  $\Delta G^\circ = -180 \text{ kJ}$ ;  $K = 1.3 \times 10^{31}$ ; **83.** 0.151 V;  $-29.1 \text{ kJ}$  **85.**  $5.1 \times 10^{-20}$  **87.**  $-0.14 \text{ V}$  **89.** **a.** 30. hours; **b.** 33 s; **c.** 1.3 hours **91.** **a.** 16 g; **b.** 25 g; **c.** 71 g; **d.** 4.9 g **93.** **Bi** **95.** 9.12 L  $\text{F}_2$  (anode), 29.2 g K (cathode) **97.**  $1 \times 10^5 \text{ A}$  **99.**  $1.14 \times 10^{-2} \text{ M}$  **101.** Au followed by Ag followed by Ni followed by Cd **103.** **a.** cathode:  $\text{Ni}^{2+} + 2\text{e}^- \rightarrow \text{Ni}$ ; anode:  $2\text{Br}^- \rightarrow \text{Br}_2 + 2\text{e}^-$ ; **b.** cathode:  $\text{Al}^{3+} + 3\text{e}^- \rightarrow \text{Al}$ ; anode:  $2\text{F}^- \rightarrow \text{F}_2 + 2\text{e}^-$ ; **c.** cathode:  $\text{Mn}^{2+} + 2\text{e}^- \rightarrow \text{Mn}$ ; anode:  $2\text{I}^- \rightarrow \text{I}_2 + 2\text{e}^-$  **105.** **a.** cathode:  $\text{Ni}^{2+} + 2\text{e}^- \rightarrow \text{Ni}$ ; anode:  $2\text{Br}^- \rightarrow \text{Br}_2 + 2\text{e}^-$ ; **b.** cathode:  $2\text{H}_2\text{O} + 2\text{e}^- \rightarrow \text{H}_2 + 2\text{OH}^-$ ; anode:  $2\text{H}_2\text{O} \rightarrow \text{O}_2 + 4\text{H}^+ + 4\text{e}^-$ ; **c.** cathode:  $2\text{H}_2\text{O} + 2\text{e}^- \rightarrow \text{H}_2 + 2\text{OH}^-$ ; anode:  $2\text{I}^- \rightarrow \text{I}_2 + 2\text{e}^-$  **107.** 0.143% **109.** 1.14 V **111.** 1.24 V **113.**  $7.44 \times 10^4 \text{ A}$  **115.** **a.** 0.10 V, SCE is anode; **b.** 0.53 V, SCE is anode; **c.** 0.02 V, SCE is cathode; **d.** 1.90 V, SCE is cathode; **e.** 0.47 V, SCE is cathode **117.** **a.** decrease; **b.** increase; **c.** decrease; **d.** decrease; **e.** same **119.** **a.**  $\Delta G^\circ = -582 \text{ kJ}$ ;  $K = 3.45 \times 10^{102}$ ;  $\mathcal{E}^\circ = 1.01 \text{ V}$ ; **b.**  $-0.65 \text{ V}$  **121.** Aluminum has the ability to form a durable oxide coating over its surface. Once the HCl dissolves this oxide coating, Al is exposed to  $\text{H}^+$  and is easily oxidized to  $\text{Al}^{3+}$ . Thus, the Al foil disappears after the oxide coating is dissolved. **123.** The claim is impossible. The strongest oxidizing agent and reducing agent when combined give  $\mathcal{E}^\circ$  of only about 6 V. **125.**  $w_{\text{max}} = -13,200 \text{ kJ}$ ; the work done can be no larger than the free energy change. If the process were reversible all of the free energy released would go into work, but this does not occur in any real process. Fuel cells are more efficient in converting chemical energy to electrical energy; they are also less massive. Major disadvantage: They are expensive. **127.** 0.98 V **129.** 0.250 mol **131.** +3 **133.** **a.** cathode:  $2\text{H}_2\text{O} + 2\text{e}^- \rightarrow \text{H}_2(\text{g}) + 2\text{OH}^-$ ; anode:  $2\text{H}_2\text{O} \rightarrow \text{O}_2(\text{g}) + 4\text{H}^+ + 4\text{e}^-$ ; **b.** When water is electrolyzed, a significantly higher voltage than predicted is necessary to produce the chemical change (called overvoltage). This higher voltage is probably great enough to cause some  $\text{SO}_4^{2-}$  to be oxidized instead of  $\text{H}_2\text{O}$ . Thus the volume of  $\text{O}_2$  generated would be less than expected, and the measured volume ratio would be greater than 2:1. **135.**  $\mathcal{E}^\circ = \frac{T\Delta S^\circ}{nF} - \frac{\Delta H^\circ}{nF}$ ; if we graph  $\mathcal{E}^\circ$  versus  $T$ , we should get a straight line ( $y = mx + b$ ). The slope of the line is equal to  $\Delta S^\circ/nF$  and the y-intercept is equal to  $-\Delta H^\circ/nF$ .  $\mathcal{E}^\circ$  will have little temperature dependence for cell reactions with  $\Delta S^\circ$  close to zero. **137.**  $9.8 \times 10^{-6}$  **139.**  $2.39 \times 10^{-7}$  **141.** **a.**  $\pm 0.02 \text{ pH units}$ ;  $\pm 6 \times 10^{-6} \text{ M H}^+$ ; **b.**  $\pm 0.001 \text{ V}$  **143.** **a.** 0.16 V; **b.** 8.6 mol **145.**  $[\text{Ag}^+] = 4.6 \times 10^{-18} \text{ M}$ ;  $[\text{Ni}^{2+}] = 1.5 \text{ M}$  **147.** 0.64 V **149.** **a.**  $5.77 \times 10^{10}$ ; **b.**  $-12.2 \text{ kJ/mol}$  **151.** Osmium(IV) nitrate;  $[\text{Ar}]4s^13d^{10}$

## Chapter 19

**1.** The characteristic frequencies of energies emitted in a nuclear reaction suggest that discrete energy levels exist in the nucleus. The extra stability of certain numbers of nucleons and the predominance of nuclei with even numbers of nucleons suggest that the nuclear structure might be described by using quantum numbers. **3.**  $\beta$ -particle production has the net effect of turning a neutron into a proton. Radioactive nuclei having too many neutrons typically undergo  $\beta$ -particle decay. Positron production has the net effect of turning a proton into a neutron. Nuclei having too many protons typically undergo positron decay. **5.** The transuranium elements are the elements having more protons than uranium. They are synthesized by bombarding heavier nuclei with neutrons and positive ions in a particle accelerator. **7.**  $\Delta E = \Delta mc^2$ ; The key difference is the mass change when going from reactants to products. In chemical reactions, the mass change is indiscernible. In nuclear processes, the mass change is dis-

cernible. It is the conversion of this discernible mass change into energy that results in the huge energies associated with nuclear processes. **9.** The temperatures of fusion reactions are so high that all physical containers would be destroyed. At these high temperatures, most of the electrons are stripped from the atoms. A plasma of gaseous ions is formed that can be controlled by magnetic fields. **11.** **a.**  ${}^3_1\text{H} \rightarrow {}^3_2\text{He} + {}^0_{-1}\text{e}$ ; **b.**  ${}^8_3\text{Li} \rightarrow {}^8_4\text{Be} + {}^0_{-1}\text{e}$ ,  ${}^8_4\text{Be} \rightarrow 2 {}^4_2\text{He}$ ; overall reaction:  ${}^8_3\text{Li} \rightarrow 2 {}^4_2\text{He} + {}^0_{-1}\text{e}$ ; **c.**  ${}^7_4\text{Be} + {}^0_{-1}\text{e} \rightarrow {}^7_3\text{Li}$ ; **d.**  ${}^8_5\text{B} \rightarrow {}^8_4\text{Be} + {}^0_{-1}\text{e}$  **13.** **a.**  ${}^{68}_{31}\text{Ga} + {}^0_{-1}\text{e} \rightarrow {}^{68}_{30}\text{Zn}$ ; **b.**  ${}^{62}_{29}\text{Cu} \rightarrow {}^0_{+1}\text{e} + {}^{62}_{28}\text{Ni}$ ; **c.**  ${}^{212}_{87}\text{Fr} \rightarrow {}^4_2\text{He} + {}^{208}_{85}\text{At}$ ; **d.**  ${}^{129}_{51}\text{Sb} \rightarrow {}^0_{-1}\text{e} + {}^{129}_{52}\text{Te}$  **15.** 7  $\alpha$  particles; 4  $\beta$  particles **17.** **a.**  ${}^{241}_{95}\text{Am} \rightarrow {}^4_2\text{He} + {}^{237}_{93}\text{Np}$ ; **b.**  ${}^{209}_{83}\text{Bi}$ ; **c.** The intermediate radionuclides are  ${}^{237}_{93}\text{Np}$ ,  ${}^{233}_{91}\text{Pa}$ ,  ${}^{233}_{92}\text{U}$ ,  ${}^{229}_{90}\text{Th}$ ,  ${}^{225}_{88}\text{Ra}$ ,  ${}^{225}_{89}\text{Ac}$ ,  ${}^{221}_{87}\text{Fr}$ ,  ${}^{217}_{85}\text{At}$ ,  ${}^{213}_{83}\text{Bi}$ ,  ${}^{213}_{84}\text{Po}$ , and  ${}^{209}_{82}\text{Pb}$ . **19.**  ${}^{56}_{26}\text{Fe}$  has too many protons. It will undergo positron production, electron capture, and/or alpha-particle production.  ${}^{56}_{26}\text{Fe}$  has too many neutrons and will undergo beta-particle production. (See Table 19.2 of the text.) **21.** **a.**  ${}^{249}_{98}\text{Cf} + {}^1_0\text{n} \rightarrow {}^{263}_{106}\text{Sg} + 4 {}^1_0\text{n}$ ; **b.**  ${}^{259}_{104}\text{Rf}$  **23.** 690 hours **25.**  ${}^{81}\text{Kr}$  is most stable since it has the longest half-life.  ${}^{73}\text{Kr}$  is “hottest” since it decays very rapidly due to its very short half-life.  ${}^{73}\text{Kr}$ , 81s;  ${}^{74}\text{Kr}$ , 34.5 min;  ${}^{76}\text{Kr}$ , 44.4 h;  ${}^{81}\text{Kr}$ ,  $6.3 \times 10^5 \text{ yr}$  **27.**  $15 \mu\text{g } {}^{47}\text{CaCO}_3$  should be ordered at a minimum. **29.** 0.217 **31.** 26 g **33.** 2.3 counts per minute per gram of C. No; for a 10.-mg C sample, it would take roughly 40 min to see a single disintegration. This is too long to wait, and the background radiation would probably be much greater than the  ${}^{14}\text{C}$  activity. Thus  ${}^{14}\text{C}$  dating is not practical for very small samples. **35.**  $3.8 \times 10^9 \text{ yr}$  **37.**  $4.3 \times 10^6 \text{ kg/s}$  **39.**  ${}^{232}\text{Pu}$ ,  $-1.715 \times 10^{14} \text{ J/mol}$ ;  ${}^{231}\text{Pa}$ ,  $-1.714 \times 10^{14} \text{ J/mol}$  **41.**  ${}^{12}\text{C}$ :  $1.230 \times 10^{-12} \text{ J/nucleon}$ ;  ${}^{235}\text{U}$ :  $1.2154 \times 10^{-12} \text{ J/nucleon}$ ; since  ${}^{56}\text{Fe}$  is the most stable known nucleus, the binding energy per nucleon for  ${}^{56}\text{Fe}$  would be larger than that of  ${}^{12}\text{C}$  or  ${}^{235}\text{U}$ . (See Fig. 19.9 of the text.) **43.** 6.01513 amu **45.**  $-2.0 \times 10^{10} \text{ J/g}$  of hydrogen nuclei **47.** The Geiger–Müller tube has a certain response time. After the gas in the tube ionizes to produce a “count,” some time must elapse for the gas to return to an electrically neutral state. The response of the tube levels off because, at high activities, radioactive particles are entering the tube faster than the tube can respond to them. **49.** Water is produced in this reaction by removing an OH group from one substance and an H from the other substance. There are two ways to do this:

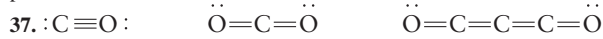


Because the water produced is not radioactive, methyl acetate forms by the first reaction, where all of the oxygen-18 ends up in methyl acetate. **51.** 2 neutrons; 4  $\beta$  particles **53.** Strontium. Xe is chemically unreactive and not readily incorporated into the body. Sr can be easily oxidized to  $\text{Sr}^{2+}$ . Strontium is in the same family as calcium and could be absorbed and concentrated in the body in a fashion similar to  $\text{Ca}^{2+}$ . The chemical properties determine where radioactive material may be concentrated in the body or how easily it may be excreted. **55.** **a.**  ${}^{51}_{24}\text{Cr} + {}^0_{-1}\text{e} \rightarrow {}^{51}_{23}\text{V}$ ; **b.**  ${}^{131}_{53}\text{I} \rightarrow {}^0_{-1}\text{e} + {}^{131}_{54}\text{Xe}$ ; **c.**  ${}^{33}_{15}\text{P} \rightarrow {}^0_{+1}\text{e} + {}^{32}_{16}\text{S}$  **57.** The fraction that remains is 0.0041, or 0.41%. **59.** 6.22 mg  ${}^{32}\text{P}$  remains **61.** All evolved  $\text{O}_2(\text{g})$  comes from water. **63.** **a.** unstable; beta production; **b.** stable; **c.** unstable; positron production or electron capture; **d.** unstable, positron production, electron capture, or alpha production. **65.** 49.8 yr **67.** 1975 **69.** 900 g  ${}^{235}\text{U}$  **71.**  $7 \times 10^5 \text{ m/s}$ ;  $8 \times 10^{-16} \text{ J/nuclei}$ ; **73.** 77%  ${}^{238}\text{U}$  and 23%  ${}^{235}\text{U}$  **75.** Assuming that (1) the radionuclide is long lived enough that no significant decay occurs during the time of the experiment, and (2) the total activity is uniformly distributed only in the rat’s blood,  $V = 10. \text{ mL}$ . **77.** **a.**  ${}^{12}\text{C}$ ; **b.**  ${}^{13}\text{N}$ ,  ${}^{13}\text{C}$ ,  ${}^{14}\text{N}$ ,  ${}^{15}\text{O}$ , and  ${}^{15}\text{N}$ ; **c.**  $-5.950 \times 10^{11} \text{ J/mol } {}^1\text{H}$  **79.**  $4.3 \times 10^{-29}$  **81.**  ${}^{249}_{97}\text{Bk} + {}^{22}_{10}\text{Ne} \rightarrow {}^{267}_{107}\text{Bh} + 4 {}^1_0\text{n}$ ;  $62.7 \text{ s}$ ;  $[\text{Rn}]7s^25f^{14}6d^5$

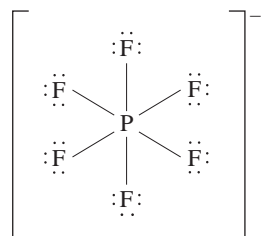
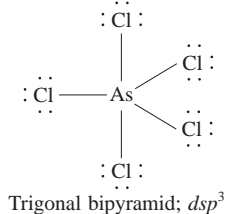
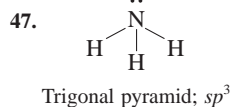
## Chapter 20

**1.** The gravity of the earth cannot keep the light  $\text{H}_2$  molecules in the atmosphere. **3.** The acidity decreases. Solutions of  $\text{Be}^{2+}$  are acidic, while solutions of the other  $\text{M}^{2+}$  ions are neutral. **5.** For Groups 1A–3A, the small size of H

(as compared to Li), Be (as compared to Mg), and B (as compared to Al) seems to be the reason why these elements have nonmetallic properties, while others in Groups 1A–3A are strictly metallic. The small size of H, Be, and B also causes these species to polarize the electron cloud in nonmetals, thus forcing a sharing of electrons when bonding occurs. For Groups 4A–6A, a major difference between the first and second members of a group is the ability to form  $\pi$  bonds. The smaller elements form stable  $\pi$  bonds, while the larger elements do not exhibit good overlap between parallel  $p$  orbitals and, in turn, do not form strong  $\pi$  bonds. For Group 7A, the small size of F as compared to Cl is used to explain the low electron affinity of F and the weakness of the F–F bond. **7.** In order to maximize hydrogen bonding interactions in the solid phase, ice is forced into an open structure. This open structure is why  $\text{H}_2\text{O}(s)$  is less dense than  $\text{H}_2\text{O}(l)$ . **9.** Group 1A and 2A metals are all easily oxidized. They must be produced in the absence of materials ( $\text{H}_2\text{O}$ ,  $\text{O}_2$ ) that are capable of oxidizing them. **11. a.**  $\Delta H^\circ = 207 \text{ kJ}$ ,  $\Delta S^\circ = 216 \text{ J/K}$ ; **b.**  $T > 958 \text{ K}$  **13.**  $4\text{Li}(s) + \text{O}_2(g) \rightarrow 2\text{Li}_2\text{O}(s)$ ;  $2\text{Li}(s) + \text{S}(s) \rightarrow \text{Li}_2\text{S}(s)$ ;  $2\text{Li}(s) + \text{Cl}_2(g) \rightarrow 2\text{LiCl}(s)$ ;  $12\text{Li}(s) + \text{P}_4(s) \rightarrow 4\text{Li}_3\text{P}(s)$ ;  $2\text{Li}(s) + \text{H}_2(g) \rightarrow 2\text{LiH}(s)$ ;  $2\text{Li}(s) + 2\text{H}_2\text{O}(l) \rightarrow 2\text{LiOH}(aq) + \text{H}_2(g)$ ;  $2\text{Li}(s) + 2\text{HCl}(aq) \rightarrow 2\text{LiCl}(aq) + \text{H}_2(g)$  **15.** Ionic, covalent, and metallic (or interstitial); the ionic and covalent hydrides are true compounds obeying the law of definite proportions and differ from each other in the type of bonding. The interstitial hydrides are more like solid solutions of hydrogen with a transition metal and do not obey the law of definite proportions. **17.** The small size of the  $\text{Li}^+$  cation results in a much greater attraction to water. The attraction to water is not so great for the other alkali metal ions. Thus lithium salts tend to absorb water. **19.**  $\text{CaCO}_3(s) + \text{H}_2\text{SO}_4(aq) \rightarrow \text{CaSO}_4(aq) + \text{H}_2\text{O}(l) + \text{CO}_2(g)$  **21.**  $2 \times 10^{-2} \text{ M}$  **23.**  $3.84 \times 10^6 \text{ g Ba}$  **25.** Beryllium has a small size and a large electronegativity as compared with the other alkaline earth metals. The electronegativity of Be is so high that it does not readily give up electrons to nonmetals, as is the case for the other alkaline earth metals. Instead, Be has significant covalent character in its bonds; it prefers to share valence electrons rather than give them up to form ionic bonds. **27.** element 113:  $[\text{Rn}]7s^25f^{14}6d^{10}7p^1$ ; element 113 would fall below Tl in the periodic table. We would expect element 113, like Tl, to form +1 and +3 oxidation states in its compounds. **29.**  $\text{B}_2\text{H}_6(g) + 3\text{O}_2(g) \rightarrow 2\text{B}(\text{OH})_3(s)$  **31.**  $2\text{Ga}(s) + 3\text{F}_2(g) \rightarrow 2\text{GaF}_3(s)$ ;  $4\text{Ga}(s) + 3\text{O}_2(g) \rightarrow 2\text{Ga}_2\text{O}_3(s)$ ;  $2\text{Ga}(s) + 3\text{S}(s) \rightarrow \text{Ga}_2\text{S}_3(s)$  **33.** An amphoteric substance is one that can behave as either an acid or a base.  $\text{Al}_2\text{O}_3$  dissolves in both acidic and basic solutions. The reactions are  $\text{Al}_2\text{O}_3(s) + 6\text{H}^+(aq) \rightarrow 2\text{Al}^{3+}(aq) + 3\text{H}_2\text{O}(l)$  and  $\text{Al}_2\text{O}_3(s) + 2\text{OH}^-(aq) + 3\text{H}_2\text{O}(l) \rightarrow 2\text{Al}(\text{OH})_4^-(aq)$ . **35.** Compounds containing Si–Si single and multiple bonds are rare, unlike compounds of carbon. The bond strengths of the Si–Si and C–C single bonds are similar. The difference in bonding properties must be for other reasons. One reason is that silicon does not form strong pi bonds, unlike carbon. Another reason is that silicon forms particularly strong sigma bonds to oxygen, resulting in compounds with Si–O bonds instead of Si–Si bonds.



There is no molecular structure for the diatomic CO molecule. The carbon in CO is  $sp$  hybridized.  $\text{CO}_2$  is a linear molecule, and the central carbon atom is  $sp$  hybridized.  $\text{C}_3\text{O}_2$  is a linear molecule with all the central carbon atoms exhibiting  $sp$  hybridization. **39. a.**  $\text{SiO}_2(s) + 2\text{C}(s) \rightarrow \text{Si}(s) + 2\text{CO}(g)$ ; **b.**  $\text{SiCl}_4(l) + 2\text{Mg}(s) \rightarrow \text{Si}(s) + 2\text{MgCl}_2(s)$ ; **c.**  $\text{Na}_2\text{SiF}_6(s) + 4\text{Na}(s) \rightarrow \text{Si}(s) + 6\text{NaF}(s)$  **41.** 2:1 **43.** Nitrogen's small size does not provide room for all four oxygen atoms, making  $\text{NO}_4^{3-}$  unstable. Phosphorus is larger so  $\text{PO}_4^{3-}$  is more stable. To form  $\text{NO}_3^-$ , a pi bond must form. Phosphorus doesn't form strong pi bonds as readily as nitrogen. **45.**  $2\text{Bi}_2\text{S}_3(s) + 9\text{O}_2(g) \rightarrow 2\text{Bi}_2\text{O}_3(s) + 6\text{SO}_2(g)$ ;  $2\text{Bi}_2\text{O}_3(s) + 3\text{C}(s) \rightarrow 4\text{Bi}(s) + 3\text{CO}_2(g)$ ;  $2\text{Sb}_2\text{S}_3(s) + 9\text{O}_2(g) \rightarrow 2\text{Sb}_2\text{O}_3(s) + 6\text{SO}_2(g)$ ;  $2\text{Sb}_2\text{O}_3(s) + 3\text{C}(s) \rightarrow 4\text{Sb}(s) + 3\text{CO}_2(g)$

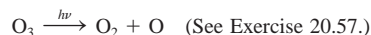


Octahedral;  $d^2sp^3$

Nitrogen does not have low-energy  $d$  orbitals it can use to expand its octet. Both  $\text{NF}_5$  and  $\text{NCl}_6^-$  would require nitrogen to have more than 8 valence electrons around it; this never happens. **49.**  $\text{N}_2\text{H}_4(l) + \text{O}_2(g) \rightarrow \text{N}_2(g) + 2\text{H}_2\text{O}(g)$ ;  $\Delta H = -590. \text{ kJ}$  **51.**  $\frac{1}{2}\text{N}_2(g) + \frac{1}{2}\text{O}_2(g) \rightarrow \text{NO}(g)$ ;  $\Delta G^\circ = \Delta G_{f(\text{NO})}^\circ$ ; NO (and some other oxides of nitrogen) have weaker bond's as compared with the triple bond of  $\text{N}_2$  and the double bond of  $\text{O}_2$ . Because of this, NO (and some other oxides of nitrogen) has a higher (positive) standard free energy of formation as compared to the relatively stable  $\text{N}_2$  and  $\text{O}_2$  molecules.

		Bond order	# unpaired $e^-$
M.O.	NO	2.5	1
	$\text{NO}^+$	3	0
	$\text{NO}^-$	2	2
Lewis	$\text{NO}^+ \left[ : \text{N} \equiv \text{O} : \right]^+$		
	NO $\ddot{\text{N}} = \ddot{\text{O}} \cdot \longleftrightarrow \cdot \ddot{\text{N}} = \ddot{\text{O}} \cdot \longleftrightarrow \cdot \ddot{\text{N}} = \ddot{\text{O}} \cdot$		
	$\text{NO}^- \left[ : \ddot{\text{N}} = \ddot{\text{O}} : \right]^-$		

Lewis structures are not adequate for NO and  $\text{NO}^-$ . The M.O. model gives correct results for all three species. For NO, Lewis structures fail for odd-electron species. For  $\text{NO}^-$ , Lewis structures fail to predict that  $\text{NO}^-$  is paramagnetic. **55.** The acidic hydrogens in the oxyacids of phosphorus all are bonded to oxygen. The hydrogens bonded directly to phosphorus are not acidic.  $\text{H}_3\text{PO}_4$  has three oxygen-bonded hydrogens, and it is a triprotic acid.  $\text{H}_3\text{PO}_3$  has only two of the hydrogens bonded to oxygen, and it is a diprotic acid. The third oxyacid of phosphorus,  $\text{H}_3\text{PO}_2$ , has only one of the hydrogens bonded to an oxygen; it is a monoprotic acid. **57.** 821 nm **59.**  $\text{H}_2\text{SeO}_4(aq) + 3\text{SO}_2(g) \rightarrow \text{Se}(s) + 3\text{SO}_3(g) + \text{H}_2\text{O}(l)$  **61.** In the upper atmosphere,  $\text{O}_3$  acts as a filter for ultraviolet (UV) radiation:

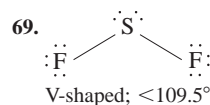


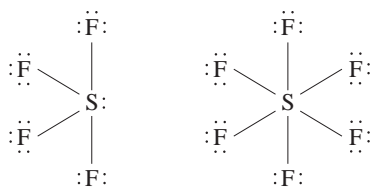
$\text{O}_3$  is also a powerful oxidizing agent. It irritates the lungs and eyes, and at high concentration, it is toxic. The smell of a "spring thunderstorm" is  $\text{O}_3$  formed during lightning discharges. Toxic materials don't necessarily smell bad. For example, HCN smells like almonds. **63.** +6 oxidation state:  $\text{SO}_4^{2-}$ ,  $\text{SO}_3$ ,  $\text{SF}_6$ ; +4 oxidation state:  $\text{SO}_3^{2-}$ ,  $\text{SO}_2$ ,  $\text{SF}_4$ ; +2 oxidation state:  $\text{SCl}_2$ ; 0 oxidation state:  $\text{S}_8$  and all other elemental forms of sulfur; -2 oxidation state:  $\text{H}_2\text{S}$ ,  $\text{Na}_2\text{S}$  **65.** The M.O. electron configuration of  $\text{O}_2$  has two unpaired electrons in the degenerate pi antibonding ( $\pi_{2p}^*$ ) orbitals. A substance with unpaired electrons is paramagnetic. **67.** From the following Lewis structure, each oxygen atom has a tetrahedral arrangement of electron pairs. Therefore, bond angles are  $\approx 109.5^\circ$ , and each O is  $sp^3$  hybridized.



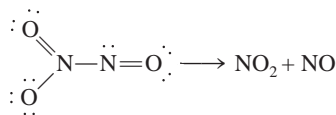
Formal charge: 0 0 0 0  
Oxidation state: -1 +1 +1 -1

Oxidation states are more useful. We are forced to assign +1 as the oxidation state for oxygen. Oxygen is very electronegative, and +1 is not a stable oxidation state for this element.

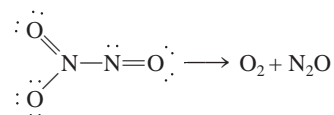



 See-saw;  $\approx 120^\circ$ ,  $\approx 90^\circ$       Octahedral;  $90^\circ$ 

$\text{OF}_4$  would not form. This compound would require oxygen to have more than 8 valence electrons around it. This never occurs for oxygen; oxygen does not have low-energy  $d$  orbitals it can use to expand its octet. **71.** The oxyacid strength increases as the number of oxygens in the formula increases. Therefore, the order of the oxyacids from weakest to strongest acid is  $\text{HOCl} < \text{HClO}_2 < \text{HClO}_3 < \text{HClO}_4$ . **73.**  $\text{ClO}^-$  can oxidize  $\text{NH}_3$  to the somewhat toxic  $\text{N}_2\text{H}_4$ . **75.** a.  $\text{IO}_4^-$ ; b.  $\text{IO}_3^-$ ; c.  $\text{IF}_2^-$ ; d.  $\text{IF}_4^-$ ; e.  $\text{IF}_6^-$  **77.** Helium is unreactive and doesn't combine with any other elements. It is a very light gas and would easily escape the earth's gravitational pull as the planet was formed. **79.** One would expect  $\text{RnF}_2$ ,  $\text{RnF}_4$ , and maybe  $\text{RnF}_6$  to form in fashion similar to  $\text{XeF}_2$ ,  $\text{XeF}_4$ , and  $\text{XeF}_6$ . The chemistry of radon is difficult to study because radon isotopes are all radioactive. The hazards of dealing with radioactive materials are immense. **81.** Release of Sr is probably more harmful. Xe is chemically unreactive. Strontium is in the same family as calcium and could be absorbed and concentrated in the body in a fashion similar to Ca. This puts the radioactive Sr in the bones, and red blood cells are produced in bone marrow. Xe would not be readily incorporated into the body. The chemical properties determine where a radioactive material may concentrate in the body or how easily it may be excreted. The length of time of exposure and the body part exposed to radiation significantly affects the health hazard. **83.** The pollution provides nitrogen and phosphorus nutrients so the algae can grow. The algae consume dissolved oxygen, causing fish to die. **85.** Strontium and calcium are both alkaline earth metals, so both have similar chemical properties. Since milk is a good source of calcium, strontium could replace some calcium in milk without much difficulty. **87.** 32 kg bacterial tissue **89.** 0.301 g  $\text{H}_2\text{O}_2$ ;  $3.6 \times 10^{-2}$  g excess HCl **91.** It is feasible to recycle Al by melting the metal because, in theory, it takes less than 1% of the energy required to produce the same amount of Al by the Hall-Heroult process. **93.** 3.08 **95.** If the compound contained Ga(II) it would be paramagnetic and if the compound contained Ga(I) and Ga(III), it would be diamagnetic. Paramagnetic compounds have an apparent greater mass in a magnetic field. **97.** As the halogen atoms get larger, it becomes more difficult to fit three halogens around the small N. **99.** exothermic **101.**  $4.1 \times 10^5$  kg **103.**  $\text{XeF}_2$  **105.** Ca; 12.698 **107.** Carbon is much smaller than Si and cannot form a fifth bond in the transition state. **109.** I **111.** For the reaction



the activation energy must in some way involve the breaking of a nitrogen–nitrogen single bond. For the reaction



at some point nitrogen–oxygen bonds must be broken. N–N single bonds (160 kJ/mol) are weaker than N–O single bonds (201 kJ/mol). In addition, resonance structures indicate that there is more double-bond character in the N–O bonds than in the N–N bond. Thus  $\text{NO}_2$  and  $\text{NO}$  are preferred by kinetics because of the lower activation energy. **113.** a.  $\text{NO}$ ; b.  $\text{NO}_2$ ; c.  $k_{\text{cat}}/k_{\text{uncat}} = 2.3$ ; d.  $\text{ClO}(\text{g}) + \text{O}(\text{g}) \rightarrow \text{O}_2(\text{g}) + \text{Cl}(\text{g})$ ;  $\text{O}_3(\text{g}) + \text{O}(\text{g}) \rightarrow 2\text{O}_2(\text{g})$ ; e. The Cl-catalyzed reaction is roughly 52 times faster (more efficient) than the NO-catalyzed reaction. **115.** 5.89 **117.** 20. g **119.** a. 7.1 g; b. 979 nm; this

electromagnetic radiation is not visible to humans; it is in the infrared region of the electromagnetic radiation spectrum; c. n-type **121.** a. +6; b. 4.42

### Chapter 21

**5.**  $\text{Fe}_2\text{O}_3(\text{s}) + 6\text{H}_2\text{C}_2\text{O}_4(\text{aq}) \rightarrow 2\text{Fe}(\text{C}_2\text{O}_4)_3^{3-}(\text{aq}) + 3\text{H}_2\text{O}(\text{l}) + 6\text{H}^+(\text{aq})$ ; the oxalate anion forms a soluble complex ion with iron in rust ( $\text{Fe}_2\text{O}_3$ ), which allows rust stains to be removed. **7.** No; both the *trans* and the *cis* forms of  $\text{Co}(\text{NH}_3)_4\text{Cl}_2^+$  have mirror images that are superimposable. For the *cis* form, the mirror image only needs a  $90^\circ$  rotation to produce the original structure. Hence, neither the *trans* nor the *cis* form is optically active.

**9. a.**  $\uparrow \uparrow \uparrow$   $\text{CoCl}_4^{2-}$  is an example of a weak-field case having three unpaired electrons.



**b.**  $\overline{\downarrow} \overline{\downarrow} \overline{\downarrow}$   $\text{CN}^-$  is a strong-field ligand so  $\text{Co}(\text{CN})_6^{3-}$  will be a low-spin case having zero unpaired electrons.




**11.** From Table 21.16, the red octahedral  $\text{Co}(\text{H}_2\text{O})_6^{2+}$  complex ion absorbs blue-green light ( $\lambda \approx 490$  nm), whereas the blue tetrahedral  $\text{CoCl}_4^{2-}$  complex ion absorbs orange light ( $\lambda \approx 600$  nm). Because tetrahedral complexes have a  $d$ -orbital splitting much less than octahedral complexes, one would expect the tetrahedral complex to have a smaller energy difference between split  $d$  orbitals. This translates into longer-wavelength light absorbed ( $E = hc/\lambda$ ) for tetrahedral complex ions compared to octahedral complex ions. Information from Table 21.16 confirms this. **13.**  $\text{SCN}^-$ ,  $\text{NO}_2^-$ , and  $\text{OCN}^-$  can form linkage isomers; all are able to bond to the metal ion in two different ways. **15.**  $\text{Sc}^{3+}$  has no electrons in  $d$  orbitals.  $\text{Ti}^{3+}$  and  $\text{V}^{3+}$  have  $d$  electrons present. The color of transition metal complexes results from electron transfer between split  $d$  orbitals. If no  $d$  electrons are present, no electron transfer can occur, and the compounds are not colored. **17.** a. Ni:  $[\text{Ar}]4s^23d^8$ ; b. Cd:  $[\text{Kr}]5s^24d^{10}$ ; c. Zr:  $[\text{Kr}]5s^24d^2$ ; d. Os:  $[\text{Xe}]6s^24f^{14}5d^6$  **19.** a. Ti:  $[\text{Ar}]4s^23d^2$ ;  $\text{Ti}^{2+}$ :  $[\text{Ar}]3d^2$ ;  $\text{Ti}^{4+}$ :  $[\text{Ne}]3s^23p^6$  or  $[\text{Ar}]$ ; b. Re:  $[\text{Xe}]6s^24f^{14}5d^5$ ;  $\text{Re}^{2+}$ :  $[\text{Xe}]4f^{14}5d^5$ ;  $\text{Re}^{3+}$ :  $[\text{Xe}]4f^{14}5d^4$ ; c. Ir:  $[\text{Xe}]6s^24f^{14}5d^7$ ;  $\text{Ir}^{2+}$ :  $[\text{Xe}]4f^{14}5d^7$ ;  $\text{Ir}^{3+}$ :  $[\text{Xe}]4f^{14}5d^6$  **21.** a.  $\text{Fe}^{3+}$ :  $[\text{Ar}]3d^5$ ; b.  $\text{Ag}^+$ :  $[\text{Kr}]4d^{10}$ ; c.  $\text{Ni}^{2+}$ :  $[\text{Ar}]3d^8$ ; d.  $\text{Cr}^{3+}$ :  $[\text{Ar}]3d^3$  **23.** a. molybdenum(IV) sulfide, molybdenum(VI) oxide; b.  $\text{MoS}_2$ , +4;  $\text{MoO}_3$ , +6;  $(\text{NH}_4)_2\text{Mo}_2\text{O}_7$ , +6;  $(\text{NH}_4)_6\text{Mo}_7\text{O}_{24} \cdot 4\text{H}_2\text{O}$ , +6 **25.** The lanthanide elements are located just before the  $5d$  transition metals. The lanthanide contraction is the steady decrease in the atomic radii of the lanthanide elements when going from left to right across the periodic table. As a result of the lanthanide contraction, the sizes of the  $4d$  and  $5d$  elements are very similar. This leads to a greater similarity in the chemistry of the  $4d$  and  $5d$  elements in a given vertical group. **27.** If rain is imminent, the large amount of water vapor in the air would cause the reaction to shift to the right. The indicator would take on the color of the pink  $\text{CoCl}_2 \cdot 6\text{H}_2\text{O}$ . **29.** Test tube 1: added  $\text{Cl}^-$  reacts with  $\text{Ag}^+$  to form the silver chloride precipitate. The net ionic equation is  $\text{Ag}^+(\text{aq}) + \text{Cl}^-(\text{aq}) \rightarrow \text{AgCl}(\text{s})$ . Test tube 2: added  $\text{NH}_3$  reacts with  $\text{Ag}^+$  ions to form the soluble complex ion  $\text{Ag}(\text{NH}_3)_2^+$ . As this complex ion forms,  $\text{Ag}^+$  is removed from the solution, which causes the  $\text{AgCl}(\text{s})$  to dissolve. When enough  $\text{NH}_3$  is added, then all of the silver chloride precipitate will dissolve. The equation is  $\text{AgCl}(\text{s}) + 2\text{NH}_3(\text{aq}) \rightarrow \text{Ag}(\text{NH}_3)_2^+(\text{aq}) + \text{Cl}^-(\text{aq})$ . Test tube 3: added  $\text{H}^+$  reacts with the weak base  $\text{NH}_3$  to form  $\text{NH}_4^+$ . As  $\text{NH}_3$  is removed,  $\text{Ag}^+$  ions are released to solution, which can then react with  $\text{Cl}^-$  to re-form  $\text{AgCl}(\text{s})$ . The equations are  $\text{Ag}(\text{NH}_3)_2^+(\text{aq}) + 2\text{H}^+(\text{aq}) \rightarrow \text{Ag}^+(\text{aq}) + 2\text{NH}_4^+(\text{aq})$  and  $\text{Ag}^+(\text{aq}) + \text{Cl}^-(\text{aq}) \rightarrow \text{AgCl}(\text{s})$ . **31.**  $[\text{Co}(\text{NH}_3)_6]\text{I}_3$ : 3 mol  $\text{AgI}$ ;  $[\text{Pt}(\text{NH}_3)_4]\text{I}_2$ : 2 mol  $\text{AgI}$ ;  $\text{Na}_2[\text{PtI}_6]$ : 0 mol  $\text{AgI}$ ;  $[\text{Cr}(\text{NH}_3)_4]\text{I}_3$ : 1 mol  $\text{AgI}$  **33.** a. pentaamminechlororuthenium(III) ion; b. hexacyanoferrate(II) ion; c. tris(ethylenediamine)manganese(II) ion; d. pentaamminenitrocobalt(III) ion **35.** a. hexaamminecobalt(II) chloride; b. hexaamminecobalt(III) iodide; c. potassium tetrachloroplatinate(II); d. potassium hexachloroplatinate(II); e. pentaamminechlorocobalt(III) chloride; f. triamminetrinitrocobalt(III) **37.** a.  $\text{K}_2[\text{CoCl}_4]$ ; b.  $[\text{Pt}(\text{H}_2\text{O})(\text{CO})_3]\text{Br}_2$ ; c.  $\text{Na}_3[\text{Fe}(\text{CN})_2(\text{C}_2\text{O}_4)_2]$ ; d.  $[\text{Cr}(\text{NH}_3)_3\text{Cl}(\text{H}_2\text{NCH}_2\text{CH}_2\text{NH}_2)]_2$



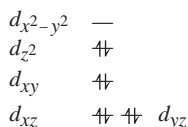
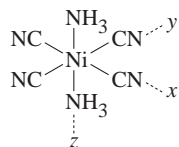
83. Octahedral  $\text{Cr}^{2+}$  complexes should be used.  $\text{Cr}^{2+}$ :  $[\text{Ar}]3d^4$ ; high-spin (weak-field)  $\text{Cr}^{2+}$  complexes have four unpaired electrons and low-spin (strong-field)  $\text{Cr}^{2+}$  complexes have two unpaired electrons.  $\text{Ni}^{2+}$ :  $[\text{Ar}]3d^8$ ; octahedral  $\text{Ni}^{2+}$  complexes will always have two unpaired electrons, whether high or low spin. Therefore,  $\text{Ni}^{2+}$  complexes cannot be used to distinguish weak- from strong-field ligands by examining magnetic properties. Alternatively, the ligand field strengths can be measured using visible spectra. Either  $\text{Cr}^{2+}$  or  $\text{Ni}^{2+}$  complexes can be used for this method. **85. a.**  $[\text{Co}(\text{C}_5\text{H}_5\text{N})_6]\text{Cl}_3$ ; **b.**  $[\text{Cr}(\text{NH}_3)_5]\text{I}_2$ ; **c.**  $[\text{Ni}(\text{NH}_2\text{CH}_2\text{CH}_2\text{NH}_2)_3]\text{Br}_2$ ; **d.**  $\text{K}_2[\text{Ni}(\text{CN})_4]$ ; **e.**  $[\text{Pt}(\text{NH}_3)_4\text{Cl}_2][\text{PtCl}_4]$  **87. 60**  
**89.**  $\text{Ni}^{2+} = d^8$ ; if A and B produced very similar crystal fields, *trans*- $[\text{NiA}_2\text{B}_4]^{2+}$  would give an octahedral crystal field diagram:



This is paramagnetic. Because the complex ion is diamagnetic, ligands A and B must produce different crystal fields resulting in a unique *d*-orbital splitting diagram. **91. a.**  $-0.26 \text{ V}$ ; **b.** From standard reduction potentials,  $\text{Co}^{3+}$  ( $\mathcal{E}^\circ = 1.82 \text{ V}$ ) is a much stronger oxidizing agent than  $\text{Co}(\text{en})_3^{3+}$  ( $\mathcal{E}^\circ = -0.26 \text{ V}$ ); **c.** In aqueous solution,  $\text{Co}^{3+}$  forms the hydrated transition metal complex,  $\text{Co}(\text{H}_2\text{O})_6^{3+}$ . In both complexes,  $\text{Co}(\text{H}_2\text{O})_6^{3+}$  and  $\text{Co}(\text{en})_3^{3+}$ , cobalt exists as  $\text{Co}^{3+}$ , which has 6 *d* electrons. If we assume a strong-field case for each complex ion, then the *d*-orbital splitting diagram for each has the six electrons paired in the lower-energy  $t_{2g}$  orbitals. When each complex ion gains an electron, the electron enters the higher-energy  $e_g$  orbitals. Since en is a stronger-field ligand than  $\text{H}_2\text{O}$ , then the *d*-orbital splitting is larger for  $\text{Co}(\text{en})_3^{3+}$ , and it takes more energy to add an electron to  $\text{Co}(\text{en})_3^{3+}$  than to  $\text{Co}(\text{H}_2\text{O})_6^{3+}$ . Therefore, it is more favorable for  $\text{Co}(\text{H}_2\text{O})_6^{3+}$  to gain an electron than for  $\text{Co}(\text{en})_3^{3+}$  to gain an electron. **93.** No, in all three cases six bonds are formed between  $\text{Ni}^{2+}$  and nitrogen. So  $\Delta H$  values should be similar.  $\Delta S^\circ$  for formation of the complex ion is most negative for 6  $\text{NH}_3$  molecules reacting with a metal ion (7 independent species become 1). For penta reacting with a metal ion, 2 independent species become 1, so  $\Delta S^\circ$  is the least negative. Thus the chelate effect occurs because the more bonds a chelating agent can form to the metal, the less unfavorable  $\Delta S^\circ$  becomes for the formation of the complex ion, and the larger the formation constant.



**97.** The coordinate system for the complex ion is shown below. From the coordinate system, the  $\text{CN}^-$  ligands are in a square planar arrangement. Since  $\text{CN}^-$  produces a much stronger crystal field, the diagram will most resemble that of a square planar complex:

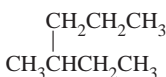


With the  $\text{NH}_3$  ligands on the *z* axis, we will assume that the  $d_{z^2}$  orbital is destabilized more than the  $d_{xy}$  orbital. This may or may not be the case.

**99. a.** +6;  $[\text{Ar}]3d^2$ ; **b.** 0.0496 L  $\text{N}_2$  **101.**  $[\text{Cr}(\text{NH}_3)_5]\text{I}_2$ ; octahedral

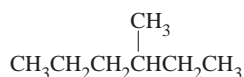
## Chapter 22

**1. a.** 1-sec-butylpropane



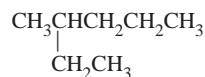
3-methylhexane is correct.

**b.** 4-methylhexane



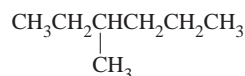
3-methylhexane is correct.

**c.** 2-ethylpentane

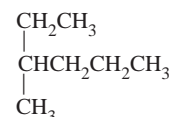


3-methylhexane is correct.

**e.** 3-methylhexane

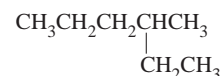


**d.** 1-ethyl-1-methylbutane



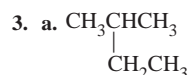
3-methylhexane is correct.

**f.** 4-ethylpentane

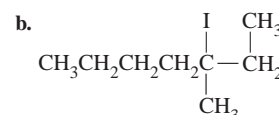


3-methylhexane is correct.

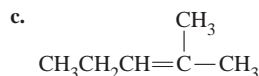
All six of these are the same compound. They only differ from each other by rotations about one or more carbon-carbon single bonds. Only one isomer of  $\text{C}_7\text{H}_{16}$  is present in all of these names: 3-methylhexane.



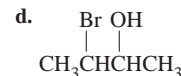
The longest chain is 4 carbons long. The correct name is 2-methylbutane.



The longest chain is 7 carbons long and we would start the numbering system at the other end for lowest possible numbers. The correct name is 3-iodo-3-methylheptane.



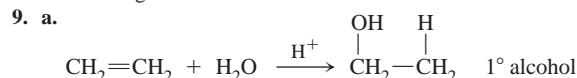
This compound cannot exhibit *cis*–*trans* isomerism since one of the double-bonded carbons has the same two groups ( $\text{CH}_3$ ) attached. The numbering system should also start at the other end to give the double bond the lowest possible number. 2-methyl-2-pentene is correct.



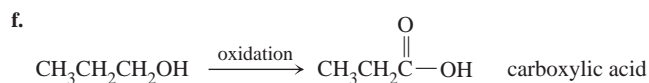
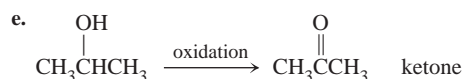
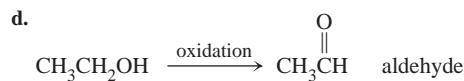
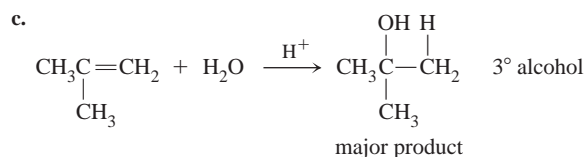
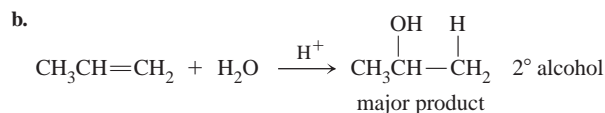
The OH functional group gets the lowest number. 3-bromo-2-butanol is correct.

**5.** Hydrocarbons are nonpolar substances exhibiting only London dispersion forces. Size and shape are the two most important structural features relating to the strength of London dispersion forces. For size, the bigger the molecule (the larger the molar mass), the stronger the London dispersion forces and the higher the boiling point. For shape, the more branching present in a compound, the weaker the London dispersion forces and the lower the boiling point.

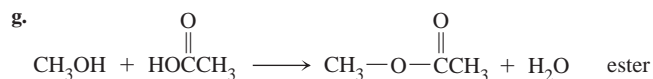
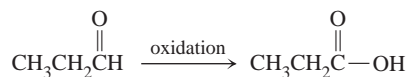
**7.** When the amine end of one amino acid reacts with the carboxylic acid end of another amino acid, the two amino acids link together by forming an amide functional group. A polypeptide has many amino acids linked together, with each linkage made by the formation of an amide functional group. Because all linkages result in the presence of the amide functional group, the resulting polymer is called a polyamide. For nylon, the monomers also link together by forming the amide functional group (the amine end of one monomer reacts with a carboxylic acid end of another monomer to give the amide functional group linkage). Hence nylon is also a polyamide. The correct order of strength is polyhydrocarbon < polyester < polyamide. The difference in strength is related to the types of intermolecular forces present. All of these polymers have London dispersion forces. However, polyhydrocarbons only have London dispersion forces. The polar ester group in polyesters and the polar amide group in polyamides give rise to additional dipole forces. The polyamide has the ability to form relatively strong hydrogen bonding interactions, hence why it would form the strongest fibers.



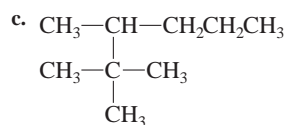
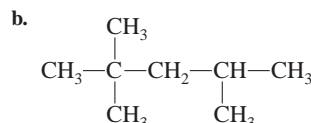
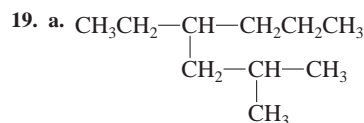
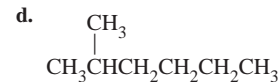
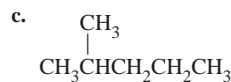
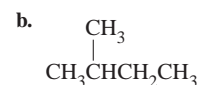
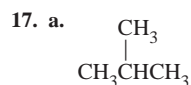
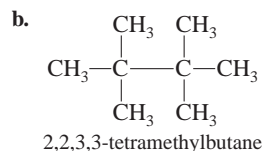
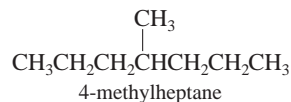
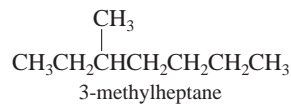
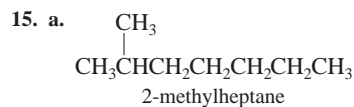
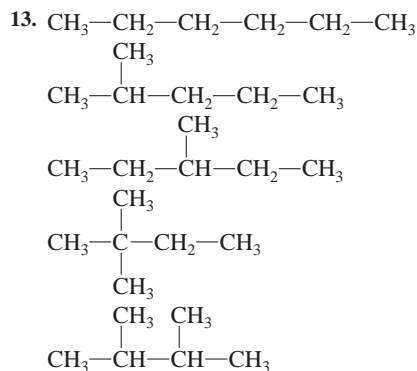




or



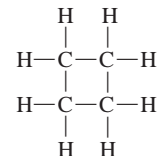
**11. a.** A polyester forms when an alcohol functional group reacts with a carboxylic acid functional group. The monomer for a homopolymer polyester must have an alcohol functional group and a carboxylic acid functional group present in the structure. **b.** A polyamide forms when an amine functional group reacts with a carboxylic acid functional group. For a copolymer polyamide, one monomer would have at least two amine functional groups present and the other monomer would have at least two carboxylic acid functional groups present. For polymerization to occur, each monomer must have two reactive functional groups present. **c.** To form an addition polymer, a carbon-carbon double bond must be present. To form a polyester, the monomer would need the alcohol and carboxylic acid functional groups present. To form a polyamide, the monomer would need the amine and carboxylic acid functional groups present. The two possibilities are for the monomer to have a carbon-carbon double bond, an alcohol functional group, and a carboxylic acid functional group all present, or to have a carbon-carbon double bond, an amine functional group, and a carboxylic acid functional group present.



**d.** 4-ethyl-2-methylheptane; 2,2,3-trimethylhexane

**21. a.** 2,2,4-trimethylhexane; **b.** 5-methylnonane; **c.** 2,2,4,4-tetramethylpentane; **d.** 3-ethyl-3-methyloctane

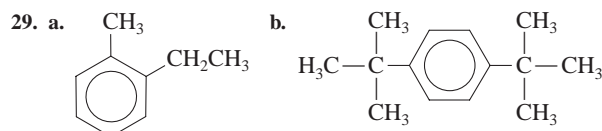
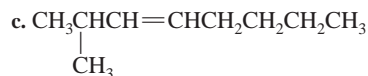
**23.**  $\text{CH}_3-\text{CH}_2-\text{CH}_2-\text{CH}_3$ ;

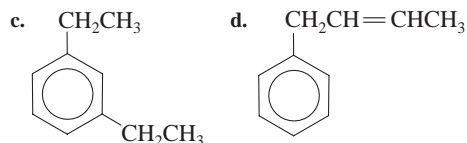


Each carbon is bonded to four other atoms.

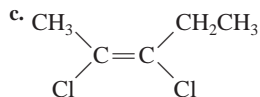
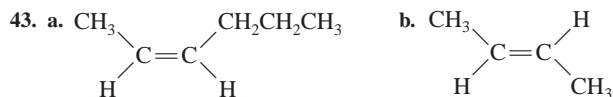
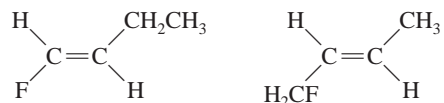
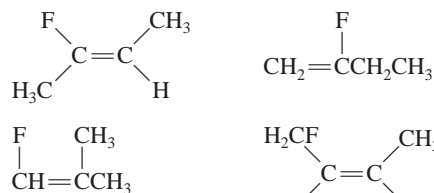
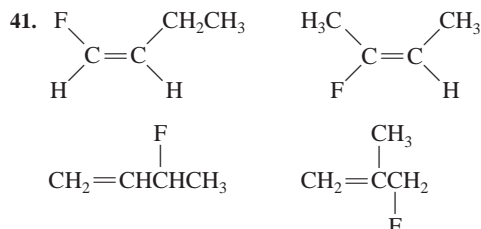
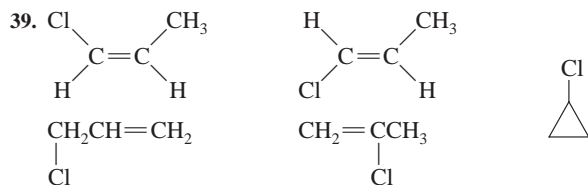
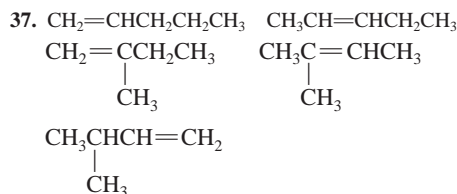
**25. a.** 1-butene; **b.** 4-methyl-2-hexene; **c.** 2,5-dimethyl-3-heptene

**27. a.**  $\text{CH}_3\text{CH}_2\text{CH}=\text{CHCH}_2\text{CH}_3$ ; **b.**  $\text{CH}_3\text{CH}=\text{CHCH}=\text{CHCH}_2\text{CH}_3$ ;



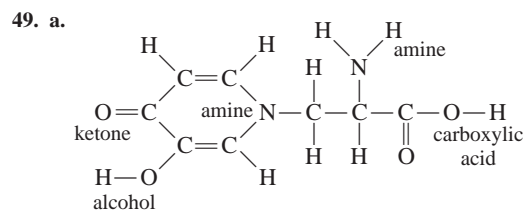


31. **a.** 1,3-dichlorobutane; **b.** 1,1,1-trichlorobutane; **c.** 2,3-dichloro-2,4-dimethylhexane; **d.** 1,2-difluoroethane 33.  $\text{CH}_2\text{Cl}-\text{CH}_2\text{Cl}$ , 1,2-dichloroethane: There is free rotation about the C—C single bond that doesn't lead to different compounds.  $\text{CHCl}=\text{CHCl}$ , 1,2-dichloroethene: There is no rotation about the C=C double bond. This creates the *cis* and *trans* isomers, which are different compounds. 35. [25], compounds b and c; [27], all compounds

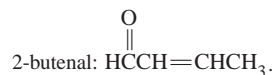


45. **a.** 3 monochloro isomers of *n*-pentane; **b.** 4 monochloro isomers of 2-methylbutane; **c.** 3 monochloro isomers of 2,4-dimethylpentane; **d.** 4 monochloro


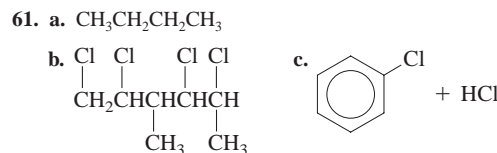
isomers of methylcyclobutane 47. **a.** ketone; **b.** aldehyde; **c.** carboxylic acid; **d.** amine



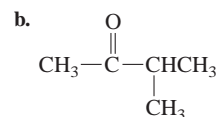
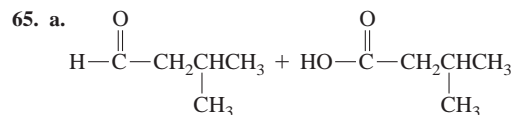
**b.** 5 carbons in ring and the carbon in  $-\text{CO}_2\text{H}$ :  $sp^2$ ; the other two carbons:  $sp^3$ ; **c.** 24 sigma bonds, 4 pi bonds 51. **a.** 3-chloro-1-butanol, primary; **b.** 3-methyl-3-hexanol, tertiary; **c.** 2-methylcyclopentanol, secondary 53. 1-pentanol; 2-pentanol; 3-pentanol; 2-methyl-1-butanol; 2-methyl-2-butanol; 3-methyl-2-butanol; 3-methyl-1-butanol; 2,2-dimethyl-1-propanol; 6 ethers 55. **a.** 4,5-dichloro-3-hexanone; **b.** 2,3-dimethylpentanal; **c.** 3-methylbenzaldehyde or *m*-methylbenzaldehyde 57. **a.** 4-chlorobenzoic acid or *p*-chlorobenzoic acid; **b.** 3-ethyl-2-methylhexanoic acid; **c.** methanoic acid (common name = formic acid) 59. Only statement d is false.



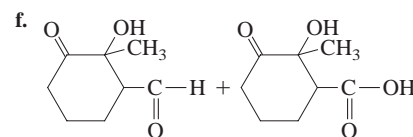
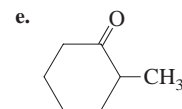
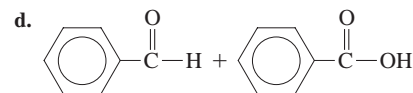
The formula of 2-butenal is  $\text{C}_4\text{H}_6\text{O}$ , while the alcohol has a formula of  $\text{C}_4\text{H}_8\text{O}$ .



63. For the iron-catalyzed reaction, one of the *ortho* or *para* hydrogens in benzene is replaced by chlorine. When an iron catalyst is not present, the benzene hydrogens are unreactive. To substitute for an alkane hydrogen, light must be present. For toluene, the light-catalyzed reaction substitutes a chlorine for a hydrogen in the methyl group attached to the benzene ring.



**c.** No reaction







# Index

- Absolute zero, 187  
Absorbance, A17–A19  
Absorption, 571  
Accelerators. *See* Particle accelerators  
Accuracy, of measurement, 12–14, A10  
Acetaldehyde, 1023  
Acetic acid, 639, 938  
  in buffered solutions, 701–703, 712  
  diluting stock solution of, 141–142  
  dissociation of, 641, 657–659  
  naming of, 66, 1024  
  preparation of, 1020, 1021  
  reaction with potassium hydroxide, 154  
  titration with sodium hydroxide, 717–722, 724–725  
  as weak acid, 135–136, 643, 644, 672  
  as weak electrolyte, 133  
Acetone, 514, 515–516, 1023  
Acetylene, 410, 1015  
Acetylsalicylic acid, 246, 1025  
Acid–base equilibria  
  acid dissociation constant, 641, 659–660  
  buffered solutions, 701–713  
  common ion effect, 698–700  
  determining major species, 651, 652, 654, 660, 668, 683  
  equilibrium expression in, 641  
  5% rule in, 653, 654, 719, 721, 723  
  Henderson–Hasselbalch equation for, 706, 707  
  for hydrogen halides, 937–939  
  ion-product constant, 645–647  
  percent dissociation, 657–660  
  with polyprotic acids, 666–671  
  problem-solving strategies for, 650, 654, 660, 683  
  with salts, 671–677  
  for strong acids, 650–651  
  for titrations, 717–721, 725–726  
  for weak acids, 652–660  
  for weak bases, 663–666  
Acid–base indicators, 157–158, 713, 728–733  
Acid–base reactions, 144, 154–160  
  effect of structure on, 677–678  
  in gas phase, 642  
  with ionic compounds, 671–677  
  Lewis model for, 679–682  
  normality in, 500  
  with oxides, 679  
  stoichiometry of, 155–157  
  titrations, 157–160  
Acid–base titrations, 157–160, 698, 713–728  
  calculating dissociation constant from, 725–726  
  determining equivalence point, 728–733  
  end point of, 157–158, 728, 729, 731  
  indicators for, 157–158, 728–733  
  millimole for, 714  
  neutralization titration, 158–160  
  problem-solving strategies for, 717  
  requirements for successful, 157  
  strong acid–strong base, 714–717  
  weak acid–strong base, 717–726  
  weak base–strong acid, 726–728  
Acid batteries, 843  
Acid dissociation constant ( $K_a$ ), 641  
  acid–base indicators and, 730–733  
  acid strength and, 643, 652–653, 676, 938–939  
  in buffered solutions, 706, 707, 712, 713  
  for monoprotic acids, 644  
  for oxyacids, 677–678  
  from percent dissociation, 659–660  
  for polyprotic acids, 666–667, 671  
  for selected substances, A22–A23  
  in titrations, 720, 725–726  
Acidic oxides, 679  
Acidic solutions  
  acid ionization, 642–644  
  autoionization of water, 645–647  
  common ion effect in, 699–700  
  of covalent oxides, 679  
  half-reaction method for, 818–821  
  hydrogen ions in, 66, 134, 154, 639, 677  
  with ionic compounds, 674–676, 677  
  pH of, 650–660  
  pH scale and, 647–650  
  solubility in, 752, 756–757, 762, 763  
Acidimeter, 649  
Acid rain, 181, 185, 218–219, 220, 572, 639  
Acids  
  Arrhenius concept of, 134, 154, 639  
  Brønsted–Lowry concept of, 154, 639–642, 680  
  common products containing, 640  
  conjugate, 640  
  dilution of, 141–144  
  diprotic, 643, 666  
  dissociation reactions, 641, 642–644  
  equivalent mass of, 500  
  hydrohalic, 937–939  
  Lewis model, 679–682  
  molecular structure of, 677–678  
  monoprotic, 643–644, A22  
  naming, 66–67  
  organic, 643, 1024  
  oxyacids, 643, 677–678  
  polyprotic, 666–671, A23  
  properties of, 134, 639  
  strength of, 134, 136, 642–647, 677–678, 937–938  
  water as, 645  
  *See also* Strong acids; Weak acids  
Acid salts, 665  
Acrylonitrile, 1029, 1033  
Acrylonitrile-butadiene-styrene (ABS), 1033  
Actinides, 316, 317, 324, 908, 954  
Actinium, 316  
Activated complex, 566  
Activation energy, 566–570, 571, 608, 773  
Active site, of enzyme, 574  
Actual yield, 113  
Addition  
  in exponential notation, A2–A3  
  of significant figures, 15  
Addition polymerization, 1028–1029  
Addition reactions, 1007, 1016, 1017  
Adenine, 1046, 1047  
Adenosine, 1045  
Adenosine 5-phosphoric acid, 1045  
Adipic acid, 1030  
Adrenaline, 664  
Adsorption, 571–572  
Aerosol cans, 512–513, 576, 927, 929  
Air. *See* Atmosphere  
Air bags, 202  
Air pollution, 181, 218–220, 236.  
  *See also* Environmental issues  
Alanine, 1034, 1035  
Alarm pheromones, 389  
Alchemy, 40, 41, 47, 876  
Alcohols, 442, 1019–1022, 1024  
Aldehydes, 1020, 1023–1024, 1039, 1042  
Alexandrite, 979  
Alkali metals, 324, 912–914  
  in aqueous solution, 327, 912–913  
  atomic size of, 325, 909, 913  
  crystal structure of, 454  
  hydroxides of, 661  
  in ionic compounds, 909  
  ionization energies of, 319, 325–326, 913  
  melting points of, 325, 913  
  preparation of, 912, 913  
  properties of, 56, 325–327, 912–914  
  qualitative analysis of, 759  
  reducing abilities of, 326–327, 913  
  selected reactions of, 912–914  
  solubility of salts, 148  
  standard reduction potentials of, 913  
Alkaline batteries, 843  
Alkaline earth metals, 324, 916–918  
  hydroxides of, 661  
  important reactions involving, 916–917  
  oxides of, 909–910, 916  
  properties of, 56, 916–917  
Alkalis. *See* Bases  
Alkanes, 1006–1014  
  cyclic, 1013–1014  
  isomerism of, 1007–1009, 1010–1011  
  naming of, 1009–1012, 1014  
  reactions of, 1012–1013  
  selected properties of, 1008  
Alkenes, 1014–1017  
  naming of, 1014, 1016  
  reactions of, 1016–1017  
Alkyl substituents, 1009–1010  
Alkynes, 1015–1017  
  naming of, 1015, 1016  
  reactions of, 1016–1017  
Allomones, 389  
Alloys, 455–456  
  copper, 963  
  for preventing corrosion, 847  
  steel, 992–995  
  surface, 847  
  tin, 920  
  transition metals, 959, 960  
  *See also* Steel  
Alpha ( $\alpha$ ) particles, 49  
  helium and, 875, 940  
  penetrating ability of, 896  
  production of, 875, 876  
  in Rutherford's experiment, 49–50  
Alum, 682–683  
Alumina. *See* Aluminum oxide

- Aluminosilicate, 461, 1031
- Aluminum
- abundance of, 852, 911
  - corrosion of, 845
  - electron configuration of, 313, 318, 351
  - in fireworks, 298, 299
  - heat capacity of, 245
  - ionization energies of, 318
  - oxide coating of, 845
  - price of, 854
  - production of, 817, 852–855, 912, 990
  - properties of, 83, 918–919
  - in steel production, 993
  - thermodynamic data for, A19
- Aluminum chloride, dissolution in water, 675
- Aluminum hydroxide, 661
- Aluminum ion, hydration of, 641, 675, 678, 681, 683
- Aluminum oxide
- in aluminum production, 845, 854
  - amphoteric nature of, 918–919
  - in gemstones, 979
  - predicting formula for, 351
  - production of, 989–990
- Alvarez, Luis, 2
- American Chemical Society, 41, 317
- Americium, 82, 883
- Amethyst, 445
- Amide, 1034
- Amines, 662, 664–665, 683, 1020, 1025
- Amino acids, 574, 984, 1034–1036, 1046–1048
- 2-Aminobutane, 1025
- Amino group, 1030, 1034
- Ammine, 967, 968
- Ammonia
- autoionization of, 645
  - bonding in, 52, 926
  - dipole moment of, 347
  - enthalpies of formation for, 256, 258–260
  - hybrid orbitals in, 406
  - as Lewis base, 680
  - Lewis structure for, 368
  - as ligand, 759–760, 762, 763, 965, 967, 968, 975, 978
  - molecular structure of, 380–381, 926
  - naming of, 63
  - nitrogen gas from, 111–113
  - as nitrogen hydride, 926
  - in Ostwald process, 929
  - pH of, 663–665
  - properties of, 926
  - reaction with ammonium chloride, 699, 708–710
  - reaction with boron trifluoride, 680–681
  - reaction with hydrogen chloride, 642
  - reaction with water, 662
  - structural formula for, 52
  - titration with hydrochloric acid, 726–728
  - as weak base, 136, 662, 663
- Ammonia synthesis, 108–111, 915
- bacterial, 925
  - bond strength of nitrogen and, 924–925
  - catalysis in, 540, 571, 597, 925
  - entropy changes in, 786
  - equilibrium concentrations, 620–621
  - equilibrium constant in, 598–599, 600, 624–625
  - free energy change in, 790, 795–796, 800–801
  - reaction quotient in, 608–610
  - reaction rates in, 540, 571, 597
  - schematic diagram of, 925
  - temperature effects in, 624–625
- Ammonium chloride, 665
- bonds in, 358
  - formation of, 213–214
  - pH of, 674–675
  - reaction with ammonia, 699, 708–710
- Ammonium dichromate, 100–101
- Ammonium dihydrogen phosphate, 932
- Ammonium ion, 62
- ionization of, 641
  - model of, 54
  - qualitative analysis of, 759
  - solubility of, 148
- Ammonium nitrate, 54, 929
- dissolution in water, 131
  - polyatomic ions in, 61
- Amorphous solids, 445, 461
- Amount of substance, as SI unit, 9
- Ampere (A), 848
- Amphoteric substance, 645, 909, 916
- Amplification, 464
- Amylopectin, 1042
- Amylose, 1042, 1044
- Angular momentum quantum numbers, 303–304
- Aniline, 1025
- Anilinium ion, 641
- Anions
- complex, 966–969
  - electron affinity and, 321–322
  - formation of, 54
  - in ionic liquids, 506
  - monatomic, 57–58, 61
  - naming, 57–63
  - nonmetals as, 56, 325, 350, 908–909
  - oxyanions, 61–62, 66–67, 939–940
  - silicate, 460
  - sizes of, 352–353
  - See also* Ions
- Annihilation, 876
- Anodes, 825–833. *See also* Electrodes
- Antacids, 106–107, 661
- Anthracene, 1019
- Anthracite, 263
- Antibiotics, 389
- Antibonding molecular orbitals, 417–418, 419–421
- Anticodon, 1047
- Antifreeze, 25, 518–519, 1021
- Antimony, 782–783, 922, 923
- Antiparticles, 876
- Antiproton, 896
- Antitumor agents, 972
- Approximations
- in acid–base problems, 653, 654
  - in scientific models, 206
  - successive, A8–A10
  - uncertainty in measurement, 11–14, A10–A13
- Aqua regia*, 763, 836
- Aqueous solutions, 130
- acid–base reactions in, 154–160, 640
  - alkali metals in, 327, 912–913
  - base strength in, 673–674
  - conductivity of, 132–133
  - equations for reactions in, 150–151
  - hydrometallurgy, 989–990
  - ionic oxides in, 679
  - ion pairing in, 524–525
  - ion-product constant in, 645–647, 672
  - nature of water, 130–132, 327
  - precipitation reactions, 145–150
  - preparation of standard, 140–141
  - redox reactions in, 161–166, 817–823
  - solid/liquid line for, 516, 518
  - solubility of ionic substances, 147–149
  - strong and weak electrolytes, 132–136
  - symbol for, 98, 131
  - temperature effects, 507–508
  - See also* Acid–base equilibria; Solubility equilibria; Solution composition; Solutions
- Arabinose, 1041, 1042
- Arginine, 1035
- Argon, 194
- electron configuration of, 313
  - elemental form of, 340
  - properties of, 450–451, 940, 941
- Aromatic alcohols, 1021
- Aromatic hydrocarbons, 1017–1019
- Arrhenius, Svante, 132–133, 134, 135, 566, 567, 639, 679
- Arrhenius acid–base concept, 134, 154, 639, 661
- Arrhenius equation, 568
- Arsenic
- doping with, 462
  - extraction of, 622
  - properties of, 922, 923
- Asparagine, 1035
- Aspartame, 972
- Aspartic acid, 1035
- Asphalt, 263
- Aspirin. *See* Acetylsalicylic acid
- Astatine, 937
- Atactic chain, 1032
- Atmosphere
- air pollution, 218–220
  - carbon dioxide in, 181, 236, 264–265
  - chemistry in, 217–221
  - composition of, 181, 217, 911, 933
  - greenhouse effect, 264
  - liquefaction of air, 912
  - ozone in, 217, 573–577, 895, 934, 1013
  - standard (atm), 182–183, 255
  - See also* Environmental issues
- Atmospheric pressure, 181–183
- Atomic mass
- average, 79–80
  - Berzelius’s values for, 46
  - early studies of, 44–46
  - modern system of, 78–80
  - periodic table and, 310
- Atomic mass unit (amu), 79
- Atomic number (Z), 51–52, 873
- electron affinity and, 321
  - in periodic table, 56, 310
  - radioactive decay and, 874, 875
- Atomic orbitals. *See* Electron configurations; Orbitals
- Atomic radii
- of alkali metals, 325
  - of halogens, 937
  - as periodic property, 322–323, 909–910
  - of transition metals, 959
- Atomic solids, 449–450, 471. *See also* Metals; Network solids
- Atomic spectrum. *See* Emission spectrum; Line spectrum
- Atomic structure
- Bohr model, 295–300, 302, 303
  - chemical properties and, 51
  - discovery of electron, 47–48
  - modern view of, 50–52
  - in molecules and ions, 52–54
  - nuclear atom, 49–50
  - plum pudding model, 48
  - quantum mechanical model, 300–309
  - wave–particle duality, 287–294
- Atomic weight, 45, 79. *See also* Atomic mass

- Atoms, 3–4, 28  
 calculating number of, 83–84  
 Dalton's theory of, 42–46, 285  
 early experiments  
   characterizing, 47–50  
 early Greeks on, 40, 285, 873  
 symbols for, 51–52  
*See also* Atomic structure
- Aufbau principle, 312–318
- Austenite, 994
- Autoionization, of water, 645, 651
- Automobiles  
 air bags in, 202  
 antifreeze, 25, 518–519, 1021  
 batteries, 25, 803, 842–843  
 catalytic converters, 263, 572, 573  
 ethanol fuel, 271, 1021  
 exhaust gases, 185, 218–220, 263, 572, 573, 925  
 fuel cells for, 271, 844  
 hydrogen fuel, 269–271  
 methanol fuel, 113, 261–262, 272–273  
 MR fluids for, 448  
 nitrous oxide in, 929  
 vegetable oil fuels, 272  
*See also* Gasoline
- Average, of measurement, 13, 14, A10–A11
- Average atomic mass, 79–80
- Average mass, 77–78, 79
- Avogadro, Amadeo, 45–46
- Avogadro's hypothesis, 45
- Avogadro's law, 188–189, 190, 208
- Avogadro's number, 81
- Azeotrope, 930
- Baekeland, Leo H., 1026
- Bakelite, 1026, 1027
- Balancing chemical equations, 97–102  
 for redox reactions, 166–168, 817–823
- Ball-and-stick models, 52, 53
- Balloon flights, 186
- Band model, 455
- Bar, 255
- Barium, 298, 917, A19–A20
- Barium chromate, precipitation of, 146–147
- Barium hydroxide, 148, 661
- Barium nitrate, reaction with potassium chromate, 145–147, 150
- Barium sulfate  
 medical uses of, 744  
 preparation of, 247–248  
 solubility of, 148, 501
- Barometer, 182, 472
- Bartlett, Neil, 941
- Bases  
 Arrhenius concept of, 134, 154, 639, 661  
 Brønsted–Lowry concept of, 154, 639–642, 661  
 common products containing, 640  
 conjugate, 640  
 equilibrium constants for, 663, 672–673, 676, 708, A23  
 equivalent mass of, 500  
 Lewis model, 679–682  
 in nucleic acids, 1044, 1045, 1046, 1047  
 properties of, 134, 639  
 strength of, 134, 136, 644, 661, 662–666, 673–674  
 water as, 639–640, 644, 645  
*See also* Acid–base entries;  
 Strong bases; Weak bases
- Basic oxides, 679, 683, 909–910, 916
- Basic oxygen process, 992, 993
- Basic solutions  
 half-reaction method in, 821–823  
 hydroxide ion in, 134, 136, 154, 639, 661, 662  
 with ionic compounds, 672–674, 676  
 of ionic oxides, 679  
 pH of, 662–666  
 solubility in, 661, 752, 756–757
- Batteries, 817  
 charging, 843, 848  
 dead, 839, 843  
 fuel cells, 844–845  
 lead storage, 25, 500, 842–843, 922  
 other types of, 843–844  
 work done by, 803
- Bauer, Georg, 40
- Bauxite, 852, 854, 989
- Bayer process, 989–990
- Beckman, Arnold, 648–649
- Becquerel, Henri, 48–49
- Beer–Lambert law, A17–A19
- Bee stings, 86
- Beethoven, Ludwig van, 921
- Bell, Valerie, 201
- Bell, Henry, 803
- Bent structures. *See* V-shaped (bent) structures
- Benzaldehyde, 1023
- Benzene, 3, 1017–1018  
 bonding in, 427–428, 1017  
 nomenclature of, 1018  
 protein damage and, 1038  
 solution with toluene, 515  
 structure of, 427, 1017, 1018
- Benzoic acid, 713, 1024  
 neutralization analysis of, 159–160  
 as weak acid, 643, 644
- 3,4-Benzopyrene, 1019
- Beryl, 293, 979
- Beryllium, 310  
 electron configuration of, 312  
 molecular orbital model of, 419  
 properties of, 917  
 thermodynamic data for, A20
- Beryllium chloride, molecular structure of, 378–379
- Beryllium oxide, 909–910, 916
- Beryllium phosphide, 922
- Berzelius, Jöns Jakob, 46–47
- Beta ( $\beta$ ) particles, 49, 874, 879  
 in carbon-14 dating, 884  
 penetrating ability of, 896  
 production of, 875–876
- Bicarbonate ion, 508, 698
- Bidentate ligand, 965–966
- Bimolecular step, 563
- Binary compounds, 57
- Binary covalent compounds,  
 naming, 63–64
- Binary ionic compounds  
 crystalline structure of, 468–470  
 electron configurations  
   for, 350  
 energy effects in, 353–357  
 naming, 57–60  
 predicting formulas of, 350–352  
 sodium chloride structure  
   for, 355  
*See also* Ionic compounds
- Binding energy, 888–890
- Biodiesel, 272
- Biological processes  
 acid–base chemistry and, 639  
 alkali metal ions and, 913  
 amines and, 664–665  
 buffered systems in, 698  
 carbohydrates and, 1038–1044  
 cellular respiration, 236  
 chemical communication,  
   388–389  
 chiral molecules, 974,  
   1039–1042  
 coordination complexes in, 966,  
   982–986  
 entropic ordering in, 780  
 enzymes and, 571, 574–575  
 impact of radiation on, 879,  
   895–898  
 importance of carbon, 459,  
   919, 1006  
 importance of molecular  
   structure, 388  
 importance of nitrogen, 925  
 nucleic acids, 1044–1048  
 of polar fish, 528  
 transition metals in, 954  
 X-ray diffraction and, 447–449  
*See also* Human body; Plants
- BioSOY, 272
- Biot, Jean, 970
- Bis(ethylenediamine)dinitroiron(III)  
 sulfate, 967
- Bismuth, 351–352, 922
- Bismuth sulfide, solubility of, 747
- Bituminous coal, 263
- Black phosphorus, 930–931
- Black powder, 298
- Blasco, Steve, 457
- Blast furnace, 991–992
- Blood  
 acidity of, 639, 649, 666  
 as buffered solution, 698, 701  
 cells, and osmosis, 522–523  
 hemoglobin and, 984–986  
 supercharged, 986–987  
 supercooled, in polar fish, 528
- Blood serum, 140
- Blowing agents, 926–927
- Body-centered cubic (bcc) unit cell,  
 446, 454
- Bohr, Niels, 295, 296
- Bohr model, 295–300, 302, 303
- Boiler scale, 508
- Boiling chips, 478
- Boiling point elevation, 516–517
- Boiling points, 476, 477–478  
 of alcohols, 1019  
 hydrogen bonding and,  
   441–442, 1019  
 impact of pressure on, 481  
 molar mass and, 441, 442, 517  
 normal, 478  
 of water, 481
- “Bomb calorimeter,” 248, 249
- Bond angles, 381–382, 385–386,  
 388, 449
- Bond energy, 341, 343  
 average values of, 362  
 covalent, 361–364  
 electronegativity and, 345  
 enthalpy and, 362–364  
 of halogens, 937  
 lattice energy, 354–357  
 localized electron model  
   and, 416  
 in molecular orbital model,  
   422, 423  
 as potential energy, 238
- Bonding molecular orbitals,  
 417–418, 419–421
- Bonding pairs, 365, 366  
 in VSEPR model, 378–381,  
 382, 386
- Bond length, 342  
 in molecular orbital model,  
 422, 423  
 for selected bonds, 363  
 shared electron pairs and, 362  
 X-ray diffraction and, 449
- Bond order, 418–419, 422, 423, 425
- Bond polarity, 344. *See also* Polar  
 covalent bonds; Polarity; Polar  
 molecules
- Bonds  
 in coordination compounds,  
   964–966, 968, 974–976  
 covalent bonds, 52, 342–344,  
   361–364  
 in crystalline solids, 450, 471

- dipole moments in, 346–349  
 electronegativity and, 344–346, 357–358  
 hybridization, 404–416  
 hydrogen bonding, 441–442  
 intermolecular forces, 440–443  
 ionic bonds, 52–54, 341, 350–357  
 Lewis structures, 365–369  
 localized electron model of, 364–365, 413–416  
 in metals, 454–455  
 as model, 358–361  
 molecular orbital model, 416–426  
 multiple, 362  
 percent ionic character of, 357–358  
 polar covalent bonds, 344  
 resonance structures, 373–374  
 single, 362  
 types of, 341–344  
 VSEPR model, 378–390  
*See also specific types of bonds*
- Bond strength**  
 acid–base properties and, 677  
 bond order and, 418
- Book preservatives**, 682–683
- Boranes**, 918, 919
- Borax**, 919
- Boron**  
 doping with, 462–463  
 electron configuration of, 312  
 as electron-deficient, 369–370  
 molecular orbital model of, 419–421, 422, 423  
 paramagnetism of, 422  
 properties of, 910, 918
- Boron tetrafluoride**, hybrid orbitals in, 415
- Boron trifluoride**  
 as Lewis acid, 680  
 Lewis structure for, 369–370  
 molecular structure of, 379  
 reaction with ammonia, 680–681
- Borosilicate glass**, 461
- Boyle, Robert**, 8, 41, 184
- Boyle's law**, 184–186, 189, 190, 207
- Bragg, William Henry**, 447
- Bragg, William Lawrence**, 447
- Bragg equation**, 447, 449
- Brass**, 26, 455–456, 963
- Breeder reactors**, 894–895
- Brine**, electrolysis of, 857–858
- Brittle tin**, 920
- Bromide salts**, solubility of, 148, 746
- Bromine**  
 atomic radius of, 322  
 electron affinity of, 322  
 oxyacids of, 939  
 properties of, 937, 938  
 thermodynamic data for, A20
- Bromo ligand**, 968
- 4-Bromopentanoic acid**, 1024
- Bromthymol blue indicators**, 729–730, 731, 732
- Brønsted, Johannes N.**, 154, 639
- Brønsted–Lowry acid–base concept**, 154, 639–642, 661, 677, 679, 680
- Bronze**, 920, 963
- B20 fuel**, 272
- Buffered solutions**, 698, 701–713  
 adding strong acid to, 709–712  
 characteristics of, 710  
 explanation of buffering, 704–706  
 Henderson–Hasselbalch equation and, 706  
 pH calculations, 701–703, 707–710  
 titrations with weak acids, 717, 722
- Buffering capacity**, 710–713
- Bumping**, 478
- Buret**, 11, 157, 158
- Burton, William**, 263
- Butadiene**, 557, 1029, 1033
- Butane**, 262, 263, 1008  
 combustion of, 1012  
 isomerism of, 1007–1008  
 molecular structure of, 1007  
 as propellant, 512–513
- Butanoic acid**, 1024
- 2-Butanone**, 1023
- Butene**, 1014, 1015
- 1-Butyl-3-methylimidazolium**, 506
- Butyl substituent**, 1009
- Butyraldehyde**, 1023, 1024
- Cadaverine**, 1025
- Cadmium**, 315, 317, A20
- Caffeine**, 96–97
- Calcine**, 992, 993
- Calcite**. *See* Calcium carbonate
- Calcium**  
 electron configuration of, 314, 350  
 in hard water, 916–918  
 in human body, 916  
 properties of, 917  
 thermodynamic data for, A20
- Calcium carbonate**  
 acid rain and, 218–219  
 formula unit of, 85  
 limestone caves, 744, 752, 956  
 in metallurgy, 991–992, 993  
 molar mass of, 85–86  
 scrubbing and, 220, 661  
 on sunken treasure, 853  
 thermal decomposition of, 195–196, 604, 787
- Calcium chloride**, 58, 518
- Calcium fluoride**  
 dissolution in water, 744–745  
 ion product for, 753  
 in solution of sodium fluoride, 751–752
- Calcium hydroxide**  
 equivalent mass of, 500  
 industrial uses of, 661  
 solubility of, 148  
 as strong base, 661
- Calcium oxide (quicklime)**  
 equilibrium position of, 594  
 predicting formula for, 350–351  
 preparation of, 195–196, 604  
 in water treatment, 661
- Calcium silicate**, 992
- Calcium sulfate**, solubility of, 148, 744
- Calcium sulfite**, 220–221
- Calculations**, significant figures in, 14–17
- Calculators**, A4, A5
- Californium**, 883
- Calorimetry**, 244–251
- Cantilever**, 467
- Capillary action**, 443
- Capsaicin**, 427
- Captive zeros**, 14
- Carbohydrates**, 1038–1044  
 chiral carbons in, 1039–1042  
 disaccharides, 1042  
 monosaccharides, 1039–1042  
 polysaccharides, 1042–1044  
 in sports drinks, 526
- Carbon**  
 allotropic forms of, 253, 458, 920  
 atomic mass of, 78–79  
 atomic number of, 56  
 biological importance of, 459, 911, 919, 1006  
 bonding properties of, 910, 920, 1006  
 compared with silicon, 910  
 electron affinity of, 321  
 electron configuration of, 312–313  
 heat capacity of, 245  
 hybrid orbitals of, 405–406, 407–410  
 isotopes of, 79, 873  
 molecular orbital model of, 422, 423  
 as network solid, 458–460  
 phase diagram for, 482  
 properties of, 340, 919–920  
 as reducing agent, 912, 988  
 standard state of, 256  
 thermodynamic data for, A20  
*See also* Hydrocarbons
- Carbon-14**, decay of, 874
- Carbon-14 dating**, 884–885
- Carbonated beverages**, 505, 507
- Carbonate ion**, 62
- Carbonate minerals**, 988
- Carbonate salts**  
 qualitative analysis of, 757  
 solubility of, 148, 746, 752
- Carbon dioxide**  
 acidic solution of, 744, 752  
 bonds in, 347, 348, 910  
 in deep lakes, 510  
 dissolution in water, 41, 508  
 effects on climate, 181, 236, 264–265  
 in fire extinguishers, 483  
 formula for, 52  
 Henry's law for, 507  
 hybrid orbitals in, 409–410, 460  
 Lewis structure for, 367, 409, 460, 910  
 oxidation states of, 164  
 phase diagram for, 482–483  
 properties of, 217  
 removing from space vehicles, 105–106  
 removing with ionic liquids, 506  
 as solid, 466, 470, 475, 482–483  
 in solution, 679
- Carbonic acid**, 666–667, 698
- Carbon monoxide**  
 hybrid orbitals in, 414–415  
 hydrogenation of, 1020  
 in metallurgy, 989, 991–992, 993  
 reaction with nitrogen dioxide, 562–564  
 reaction with steam, 595–596, 612–614  
 in syngas, 265–266  
 toxicity of, 986
- Carbon steel**, 456, 847, 992, 994
- Carbon tetrachloride**, 348, 368
- Carbonyl group**, 574, 1023, 1036
- Carboxyhemoglobin**, 986
- Carboxyl group**, 643, 1024, 1030, 1034
- Carboxylic acids**, 1020, 1024
- Carboxypeptidase-A**, 574–575
- Carothers, Wallace H.**, 1026, 1027
- Carvone**, 89–90
- Catalysis**, 570–577, 773  
 in ammonia synthesis, 540, 571, 597, 925  
 biological, 571, 574–575  
 heterogeneous, 571–572  
 homogeneous, 572–577  
 for polymers, 1031, 1032  
 transition metals for, 954, 959
- Catalytic converters**, 263, 572, 573
- Cathode-ray tubes**, 47–48, 292
- Cathodes**, 825–833. *See also* Electrodes
- Cathodic protection**, 847
- Cation-exchange resin**, 917–918
- Cations**  
 common Type II, 58, 61  
 complex, 966–969  
 formation of, 53  
 in ionic liquids, 506  
 metals as, 56, 324, 350, 908  
 monatomic, 57–58  
 naming, 57–63  
 qualitative analysis of, 757–759, 762–764



- Cations (*continued*)  
 sizes of, 352–353  
*See also* Ions
- Cell membranes, 780
- Cell potential, 825  
 concentration and, 836–842  
 in electrolysis, 848, 850–851  
 at equilibrium, 839, 841–842  
 free energy and, 835–836, 839  
 half-reaction potentials, 826–831  
 maximum work and, 833–836  
 measurement of, 825  
 Nernst equation and, 838–840  
 standard reduction potentials,  
 826–833
- Cellular respiration, 236
- Cellulose, 1042, 1043–1044
- Cellulose nitrate, 1026
- Celsius scale, 21–24
- Cementite, 994
- Centimeter (cm), 9
- Ceramics, 461–462
- Cerium, 46
- Certain digits, 11
- Cesium, 325, 326, 345, 355, 913
- Chain arrangements, in polymers, 1032
- Chain reaction, 892
- Chain theory, 968
- Changes of state, 475–478  
 entropy changes and, 780–783  
 heating curves for, 475–476  
 phase diagrams for, 479–483  
 positional entropy and, 777–778  
 sublimation, 475, 480, 482  
 vapor pressure and, 471–475,  
 477–478, 516  
*See also* States of matter
- Charge  
 balancing with half-reactions, 819  
 of electrons, 47–48, 49–50  
 formal, 375–378  
 in galvanic cells, 824–825  
 on ions, 52–54, 58, 60, 163  
 oxidation states and, 162–163  
 partial, 131, 344
- Charge density, 327
- Charge distribution, of dipole  
 moment, 346–347
- Charles, Jacques, 186
- Charles's law, 186–188, 189, 190,  
 207–208
- Chelates, 965
- Chemical bonds, 52. *See also* Bonds
- Chemical change, 28, 40
- Chemical equations, 97–99  
 amounts of reactants and  
 products from, 102–107  
 balancing, 97–102  
 coefficients in, 98, 102  
 complete ionic, 150–151  
 formula equations, 150–151  
 meaning of, 98–99  
 net ionic, 150–151, 247–248  
 nuclear, 877  
 physical states in, 98  
 for reaction in solutions, 150–151  
 reaction mechanisms and, 562  
 for redox reactions, 166–168
- Chemical equilibrium. *See*  
 Equilibrium
- Chemical formulas, 52  
 for alkanes, 1007  
 from chemical names, 58, 59  
 determining, 90–97  
 early formulations, 44–46  
 empirical formulas, 92–95  
 molecular formulas, 92–97  
 percent composition from, 88–90  
 predicting for ionic compounds,  
 350–352  
 whole-number ratios in, 92
- Chemical kinetics, 540  
 catalysis and, 570–577  
 compared with  
 thermodynamics, 608, 620,  
 773–774, 794, 798  
 determining rate law form,  
 547–551  
 integrated rate law, 551–562  
 model for, 565–570  
 of radioactive decay, 873–875,  
 878–881  
 rate laws, 545–547  
 reaction mechanisms, 562–565  
 reaction rates, 540–545  
*See also* Rate laws; Reaction  
 rates
- Chemical properties  
 atomic structure and, 51  
 periodic trends in, 56, 309–310,  
 318–323  
 of radiation sources, 897  
 valence electron configurations  
 and, 314, 323–324, 908, 954
- Chemical reactions  
 acid–base, 154–160  
 balanced equations for, 97–102  
 classifications of, 144  
 entropy changes in, 786–790  
 free energy and, 790–794,  
 797–798  
 limiting reactants in, 107–115  
 oxidation–reduction, 161–166  
 precipitation reactions,  
 145–150  
 predicting extent of, 608  
 reactants and products in,  
 97–98, 102–107  
 reversibility of, 545, 547  
*See also specific reactions*
- Chemical stoichiometry. *See*  
 Stoichiometry
- Chemical vapor deposition  
 (CVD), 483
- Chemistry  
 core ideas of, 3–5  
 early history of, 40–41  
 fundamental laws, 6, 41–44  
 importance of, 2–3
- Chernobyl nuclear accident, 894
- Chili peppers, 427
- Chip-based laboratories, 143
- Chiral molecules, 973–974,  
 1039–1042
- Chlor–alkali process, 857–858
- Chlorate ion, 62
- Chlorate salts, 940
- Chloride ion, 53–54, 967
- Chloride minerals, 988
- Chloride salts  
 qualitative analysis of, 757, 762  
 solubility of, 148, 746, 763
- Chlorinated alkanes, 1012
- Chlorinated organic contaminants,  
 162–163
- Chlorine  
 dipole moment of, 348  
 electron affinity of, 322  
 oxyacids of, 61, 66, 939–940  
 production of, 817, 857–858  
 properties of, 56, 937, 938  
 thermodynamic data for, A20  
 for water treatment, 934
- Chlorine monoxide, 577
- Chlorite ion, 62
- Chloroacetic acid, 713
- Chlorobenzene, 1017
- 3-Chlorobutanol, 1023
- Chlorofluorocarbons (CFCs),  
 576–577, 1012–1013
- Chloroform, 515–516, 677, 934
- Chlorophyll, 982, 983
- Chloro substituent, 1028
- Chromate ion, 62
- Chromate salts, 148, 746, 962
- Chromatography, 28
- Chromite, 961
- Chromium  
 electron configuration of, 314,  
 317, 957  
 in human body, 982  
 metal plating with, 847  
 oxidation states of, 961  
 properties of, 100, 954, 955,  
 957, 958, 961–962  
 in steel production, 993, 994  
 thermodynamic data for, A20
- Chromium ion, 979
- Chromium(III) oxide, 100–101,  
 1013, 1031
- Chromium(IV) oxide, 962
- Chromous ion, 961
- Chrysoberyl, 979
- Cinnabar, 934, 988
- Cinnamaldehyde, 1024
- cis-trans* isomerism, 970, 971, 972,  
 973, 974, 1015
- Citric acid, 639
- Clausius–Clapeyron equation, 475
- Clays, 343, 460, 461–462, 527
- Cleaning solution, 962
- Climate change. *See*  
 Global warming
- Closest packing  
 in ionic solids, 468–470  
 in metals, 451–454  
 types of holes in, 468–469
- Coagulation, 527
- Coal, 220–221, 263–264
- Coal gasification, 265–266
- Coal slurries, 266
- Cobalt, 84  
 compounds of, 963  
 electron configuration of, 314  
 in human body, 982  
 properties of, 954, 955, 957,  
 962–963
- Cobaltite, 962
- Codeine, 665
- Codon, 1046, 1047, 1048
- “Coffee-cup calorimeter,” 245
- Coke, 988, 991–992
- Collagen, 1037
- Colligative properties, 516  
 boiling point elevation, 516–517  
 of electrolyte solutions,  
 524–525  
 freezing-point depression,  
 518–519  
 osmotic pressure, 520–524
- Collision model, 565–570
- Colloids, 526–527, 1026
- Color  
 changes in acid–base indicators,  
 728–733  
 of complex ions, 956, 964, 976,  
 978–980  
 diffraction of light and,  
 292–293  
 of fireworks, 287, 288, 298–299  
 of gemstones, 979  
 monitors, 292–293  
 spectroscopy and, A16–A17
- Combined gas law, 189–190
- Combustion  
 of alkanes, 1012  
 for determining formulas,  
 90–92  
 early studies of, 41  
 of ethanol, 99–100  
 of methane, 97–99, 161,  
 165–166, 196–198, 244,  
 256–257, 773, 844–845  
 of octane, 248–249  
 of propane, 102–104  
 as redox reaction, 161
- Common ion effect, 698–700, 757  
 buffering and, 701  
 solubility and, 745, 750–752
- Communication  
 chemical, 388–389  
 technology, 464–465
- Complete ionic equations, 150–151
- Complex ions, 759, 964  
 colors of, 956  
 crystal field model of,  
 976–982  
 linear complexes, 981–982  
 localized electron model for,  
 974–976

- in metallurgy, 990  
naming of, 966–969  
octahedral complexes, 976–980  
qualitative analysis of, 762–764  
solubility equilibria for, 759–764  
square planar complexes, 981–982  
tetrahedral complexes, 980–981  
of transition metals, 955–956  
VSEPR model and, 975  
*See also* Coordination compounds
- Compounds, 28  
Dalton's atomic theory and, 42–46  
determining formulas for, 90–97  
formation of, 52–54  
naming. *See* Naming compounds  
noble gas configurations of, 350, 365  
percent composition of, 88–90  
standard states of, 255
- Compressibility, of states of matter, 26, 217, 439, 443
- Compton, Arthur, 290–291
- Computer technology, 464–465
- Concentration  
cell potential and, 836–842  
changes, and equilibrium, 620–622  
equilibrium, 595–596, 598, 600, 610, 612–615, 620  
free energy and, 790, 795, 838  
molarity, 136–138  
pressure and, 601  
reaction rates and, 541–545, 546, 565, 596, 773  
of solutions, 136–144, 498  
standard solution, 140–141, 158–159  
*See also* Solution composition
- Concentration cells, 837–838
- Conceptual problem solving, 87–88
- Condensation, 471, 472, 781
- Condensation polymerization, 1029–1030, 1034, 1045
- Condensed states of matter, 440
- Conduction bands, 455, 458, 462
- Conductivity  
of graphite, 458  
of ionic compounds, 134, 358, 449  
of metals, 56, 454, 455, 458  
semiconductors, 462–466  
of silicon, 462  
of solutions, 132–133, 135  
of transition metals, 955, 957, 963
- Conjugate acid, 640  
of weak base, 663, 674
- Conjugate acid–base pairs, 640, 706
- Conjugate base, 640, 644  
of strong acid, 642–643, 672  
of weak acid, 643, 672
- Constant-pressure calorimetry, 245–248
- Constant-volume calorimetry, 248–251
- Contact potential, 466
- Contact process, 936
- Conté, Nicolas-Jacques, 343
- Continuous spectrum, 294–295
- Control rods, 894
- Conversion  
of temperature scales, 21–24  
of units, 8, 17–21, A26  
of units of pressure, 183
- Coordinate covalent bonds, 965, 975
- Coordination compounds, 964–969  
biological importance of, 982–986  
bonding in complex ions, 974–976  
color of, 956, 964, 976, 978–980  
coordination numbers, 964–965  
crystal field model for, 976–982  
isomerism of, 969–974  
ligand arrangements in, 965–966  
magnetism of, 956, 964, 976, 977–978  
naming of, 966–969  
structure of, 964, 965  
*See also* Complex ions
- Coordination isomerism, 969
- Coordination numbers, 759, 964–965
- Copolymer, 1029–1030, 1033
- Copper  
atomic mass of, 80  
compounds of, 963–964  
electron configuration of, 314, 317, 957  
electroplating of, 848–849, 851  
electrorefining of, 855  
in fireworks, 298  
in human body, 982  
properties of, 56, 450–451, 954, 955, 957, 963–964  
resistance to corrosion, 845–846, 963  
thermodynamic data for, A20
- Copper(I) bromide, solubility of, 745–747
- Copper(I) chloride, 288
- Copper(II) iodate, solubility of, 748–749
- Copper(II) oxide, 111–113
- Copper(II) sulfate pentahydrate, 605–606
- Core electrons, 314, 318
- Corrosion, 845–847  
of copper, 845–846, 963  
of iron, 774, 801–802, 817, 845, 846–847
- oxide coatings and, 845, 847, 921  
prevention of, 845, 847, 855–856  
of silver, 845–846, 852–853
- Corundum, 979
- Coulomb's law, 341–342
- Counterions, 964, 967, 969
- Counting by weighing, 77–78
- Covalent atomic radii, 322
- Covalent bonds, 52, 342–344  
bond energies for, 361–364  
coordinate, 965, 975  
electronegativity and, 345–346  
in hydrogen molecule, 342–343  
Lewis structures for, 365–368  
of ligands, 759  
localized electron model of, 364–365, 404  
in metals, 449, 451  
as model, 358–361  
in molecular solids, 467–468  
in network solids, 449, 457, 458  
noble gas configurations and, 350  
in nonmetals, 56, 63–64, 350  
oxidation states and, 162  
partial ionic character of, 357–358  
in proteins, 1038  
*See also* Bonds
- Covalent compounds  
electron configurations for, 350  
naming binary, 63–64  
oxidation states of, 162–165
- Covalent hydrides, 915  
boiling points of, 441–442  
boranes, 918  
water as, 915
- Cracking, 263, 914
- Crenation, 522
- Critical fission reaction, 892
- Critical mass, 892
- Critical point, 480
- Critical pressure, 480
- Critical temperature, 480
- Crosslinking, 1027, 1028
- Cryolite, 853, 854
- Crystal field model, 976–982
- Crystalline solids  
closest packing model of, 451–454  
entropy values for, 787–788  
ionic solids, 468–470  
lattices and unit cells, 445, 446  
metallic hydrides, 916  
metals, 451–456  
molecular solids, 466–468  
network solids, 457–466  
types of, 449–451  
X-ray diffraction of, 292–293, 445–449
- Crystallinity, of polymers, 1027, 1032
- Cubic closest packed (ccp) structure, 451–454, 469
- Cubic unit cells. *See* Unit cells
- Curie, Irene, 881
- Curie, Marie, 933
- Curie, Pierre, 933
- Curium, 883
- Cyanidation, 989, 990
- Cyanide ion, 62  
basic properties of, 673–674  
Lewis structure for, 367–368  
reaction with silver, 822–823  
toxicity of, 986
- Cyano ligands, 966, 967, 977
- Cyano substituent, 1028, 1033
- Cyclamate, 972
- Cyclic alkanes, 1013–1014
- Cyclobutane, 1013
- Cyclohexane, 1013, 1014
- Cyclohexene, 1015
- Cyclone separators, 987, 988
- Cyclopentane, 1013
- Cyclopropane, 1013
- Cyclotron, 881–882
- Cysteine, 1034, 1035, 1036, 1038
- Cytochromes, 982, 986
- Cytosine, 1046, 1047
- Dacron, 1030
- Dalton, John, 42–46, 52, 199, 285
- Dalton's law of partial pressures, 199–205, 208
- Davis, James H., 506
- Davison, C. J., 292
- Davy, Humphry, 929
- d*-block transition metals, 954, 955
- DDT, 501
- de Broglie, Louis, 291, 300
- de Broglie's equation, 291, 292–293
- Decane, 1008
- Decay series, 878, 886
- Decimeter (dm), 9
- Definite proportion, law of, 42
- Degenerate orbitals, 305, 309, 312, 421, 957
- Dehydrogenation reactions, 1013
- Delocalization, 361, 426–428
- Delocalized  $\pi$  bonding, 428, 1017
- Demokritos (Democritus), 40, 285
- Denaturation, of proteins, 1038, 1039
- Dendrochronologists, 884
- Denitrification, 925
- Density  
of alkali metals, 325  
of closest packed solid, 453  
of common substances, 25  
determining, 24–25  
gas, and molar mass, 198–199, 205  
of nucleus, 873  
of states of matter, 439, 443
- Deoxyribonucleic acid (DNA), 780, 1044–1048
- Deoxyribose, 1044

- Dependent variable, A6  
 Depletion force, 780  
 Desalination, 27, 523–524  
 Desorption, 572  
 Detection devices, 467  
 Determinate error, 13, A10  
 Dextrorotatory isomers, 973  
 Dialysis, 521–522  
 Diamagnetism, 421–423, 977, 984.  
*See also* Magnetism  
 Diamond, 920  
   as atomic solid, 450  
   bonding in, 343, 458  
   enthalpy of combustion for, 253  
   entropy value for, 788  
   graphite and, 253, 459,  
     482–483, 540, 774, 792–793  
   as insulator, 458, 462  
   low-pressure production of,  
     482–483  
   properties of, 340, 450–451,  
     458, 459  
   structure of, 458  
 Diamond anvil cell, 369  
 Diaphragm cells, 857–858  
 Diatomic molecules, 4, 45–46, 56  
   dipole moment of, 347  
   heteronuclear, 425–426  
   homonuclear, 419–425  
   molecular orbital models of,  
     419–426  
 Diborane, 918, 919  
 Diborane gas, 193, 254  
 1,2-Dibromoethane, 1038  
 1,2-Dibromopentane, 1017  
 Dichloroethane, 94  
 Dichromate ion, 961–962  
 Diesel, Rudolph, 272  
 Diesel fuel, 263, 272  
 Diethylenetriamine (dien), 965  
 Diethyl ether, 472, 473, 474  
 Diethylzinc (DEZ), 683  
 Differential rate law, 546, 547, 561  
 Diffraction, of light, 292–293,  
   445–449  
 Diffractometer, 447  
 Diffusion, 212  
 Dihydroxyacetone (DHA),  
   1040–1041  
 Dilute solution, 498, 499  
 Dilution, 141–144  
 Dimensional analysis, 17–21  
 Dimer, 557, 1030  
 Dimethylamine, 662, 1025  
 2,2-Dimethylbutane, 1011  
 2,3-Dimethylbutane, 1011  
 Dinitrogen monoxide. *See* Nitrous  
   oxide  
 Dinitrogen pentoxide  
   properties of, 928  
   rate of decomposition of,  
     547–548, 551–555, 568–569  
 Dinitrogen tetroxide, 610, 928  
 Dinitrogen trioxide, 928  
 Dinosaurs, 2  
 Dioxygen difluoride, 940  
 Dipeptide, 1034  
 Dipole–dipole attraction, 440–442  
   in molecular solids,  
     467–468, 471  
   in proteins, 1038  
 Dipole moments, 346–349, 357,  
   387, 440  
   instantaneous and induced,  
     442–443  
 Diprotic acid, 643, 666  
 Direct reduction furnace, 992  
 Disaccharides, 1042  
 Disorder, 775. *See also* Entropy  
 Disproportionation reaction, 940  
 Dissociation. *See* Ionization  
 Dissociation constant. *See* Acid  
   dissociation constant; Ion-  
   product constant  
 Distillation, 27  
 Disulfide linkage, 1038  
 Division  
   in exponential notation, A2  
   of significant figures, 15  
 Dobereiner, Johann, 310  
 Doping, 462–463, 961  
*d* orbitals, 304, 305, 307, 309  
   of complex ions, 976–982  
   filling of, 314–317  
   of Group 6A elements, 932  
   group designation and, 908  
   of transition metals, 314, 954,  
     955, 956–958, 959  
 Double bonds, 362, 370  
   as effective pairs, 407  
   hybrid orbitals and, 408, 409  
   in hydrocarbons, 1007,  
     1014–1015  
   in polymers, 1028  
   in resonance structures,  
     426–427  
   sigma and pi bonds in, 408  
   in VSEPR model, 387  
 Double displacement reaction, 145.  
*See also* Precipitation reactions  
 Double-helix DNA structures,  
   1046, 1047  
 Downs cell, 856–857  
 Drake, Edwin, 262  
 Dry cell battery, 843  
 Dry ice, 466, 475, 483  
*dsp*<sup>2</sup> hybrid orbitals, 975  
*dsp*<sup>3</sup> hybrid orbitals, 411–412,  
   414, 923  
*d<sup>2</sup>sp*<sup>3</sup> hybrid orbitals, 412–413, 414,  
   923, 975  
 Dubnium, 883  
 Ductility, of metals, 56, 454, 457  
 Duet rule, 365  
 DuPont Company, 298  
 Earthenware, 462  
 Earth's crust, elements in, 911  
 Eastern skunk cabbage, 246  
 E85 fuel, 271, 1021  
 Effusion, 212–213  
 Eiler, John M., 269  
 Einstein, Albert, 289–290, 888, 897  
 Electrical conductivity. *See*  
   Conductivity  
 Electric arc method, 993–994  
 Electric current  
   generation of, 817, 824–825  
   as SI unit, 9  
   work done by, 803, 824,  
     833–835  
 Electrochemical cells. *See*  
   Galvanic cells  
 Electrochemistry, 817  
   batteries, 842–845  
   corrosion, 845–847  
   electrolysis, 847–851  
   galvanic cells, 823–826  
   standard reduction potentials,  
     826–833  
   thermodynamics and, 833–836  
*See also* Batteries; Electrolysis;  
   Galvanic cells  
 Electrodes  
   in batteries, 842–844  
   in galvanic cells, 825–833  
   glass, 840–841  
   ion-selective, 840–841  
   standard hydrogen, 826  
 Electrolysis, 847–851  
   aluminum production,  
     852–855  
   characteristics of, 825  
   in charging batteries, 843  
   commercial uses of, 817,  
     852–858  
   compared with galvanic  
     cells, 848  
   electroplating, 848–850,  
     855–856  
   electrorefining of metals, 855  
   in metallurgy, 912, 989  
   of mixtures of ions, 850–851  
   overtoltage in, 851  
   relative oxidizing abilities  
     in, 851  
   of sodium chloride, 851,  
     856–858  
   of water, 4–5, 28, 268, 843,  
     850, 915  
 Electrolytes, 132–136  
   coagulation and, 527  
   colligative properties of,  
     524–525  
   in sports drinks, 526  
 Electrolytic cell, 847  
 Electromagnetic force, 896  
 Electromagnetic radiation, 285–287  
   classifications of, 286–287  
   photoelectric effect and,  
     289–290  
   spectroscopy, A16–A19  
   wave nature of, 285–287  
   wave-particle duality of,  
     288–291  
 Electromotive force (emf), 825, 833.  
*See also* Cell potential  
 Electron acceptor, 165  
 Electron affinity, 321–322, 909  
 Electron capture, 876  
 Electron configurations  
   for actinides, 316  
   for first 18 elements, 312–313  
   for ionic compounds, 350–352  
   for lanthanides, 315  
   periodic table and,  
     312–318, 324  
   for transition metals, 314–315,  
     324, 956–958  
   valence, 314  
*See also* Molecular orbitals;  
   Noble gas electron  
   configurations; Orbitals;  
   Valence electron  
   configurations  
 Electron correlation problem,  
   308, 416  
 Electron density map, 302, 306  
 Electron donor, 165  
 Electronegativity, 344–346, 909  
   acid strength and, 677–678  
   bond types and, 345–346,  
     357–358, 442  
   of Group 5A elements, 922  
   of halogens, 937  
 Electron-pair donors and acceptors,  
   679–682, 759  
 Electron pairs. *See* Bonding pairs;  
   Lone pairs  
 Electron repulsions, 308–309, 320  
   bonding and, 342, 343, 413  
   electron affinity and, 321–322  
   ionization energy and, 318, 319  
*See also* Valence shell electron-  
   pair repulsion model  
 Electrons  
   antiparticles of, 876  
   beta particles as, 875–876  
   in Bohr model, 295–300  
   bonding and, 52  
   chemical properties and, 51  
   core, 314  
   discovery of, 47–48  
   energy levels of, 295–300  
   photoelectric effect and, 289  
   properties of, 48, 50  
   quantum mechanical model of,  
     300–309  
   valence, 313–314  
   wave nature of, 292–294, 300  
*See also* Energy levels, of  
   electrons  
 Electron sea model, 455  
 Electron spin, 306–308  
 Electron spin quantum number,  
   306–308  
 Electron transfer, in redox reactions,  
   161, 165, 819, 824  
 Electroplating, 847, 848–850, 851,  
   855–856

- Electrorefining, of metals, 855
- Electrostatic potential diagram, 347
- Electrostatic repulsion, 527, 881, 895
- Elementary steps, 563–564
- Elements, 28
- abundance of, 911
  - Boyle's definition of, 41
  - Dalton's theory of, 44
  - electronegativity values for, 345
  - enthalpy of formation of, 258
  - Greek system of, 40, 41
  - oxidation state of, 163
  - periodic table and, 54–57
  - standard states of, 255
  - symbols based on original names, 55
  - transuranium, 883
- See also* Periodic table; *specific groups and elements*
- Emeralds, 979
- Emission spectrum
- fireworks and, 287, 288, 298–299
  - of Group 1A cations, 759
  - of helium, 940
  - of hydrogen atom, 294–295
- Empirical formulas, 92–95. *See also* Chemical formulas
- Enantiomers, 973
- Endothermic reactions, 238–240, 245, 354
- enthalpy and, 243, 244, 787
  - entropy change and, 781, 782
  - vaporization, 471
- End point, of titration, 157–158, 728, 729, 731
- Energy, 236
- activation, 566–570
  - in chemical systems, 238–243
  - Einstein's equation, 888
  - electromagnetic radiation, 285–287
  - English–metric equivalents, A26
  - exothermic and endothermic reactions, 238–240
  - internal, 239–242
  - in ionic bonding, 353–357
  - kinetic, 237
  - law of conservation of, 236, 239, 773
  - mass associated with, 887–888, 896
  - mass of element from, 290–291
  - nature of, 236–242
  - nuclear, 890–895
  - nuclear binding, 888–890
  - potential, 237
  - quantization of, 288–294, 295, 300
  - redox reactions and, 161
  - sign indicating flow of, 239–240
  - of solution formation, 501–504
  - as state function, 237–238
  - wasted, 803, 804, 824, 834
  - wave–particle duality of, 287–294
  - zero point of, 296, 297, 342
- Energy crisis, 220, 804
- Energy diagrams, 239, 295, 355, 356, 406, 407
- Energy levels, of electrons
- in Bohr model, 295–300
  - excited state, 305
  - ground state, 296, 305
  - of hydrogen atom, 305, 308
  - negative sign for, 296
  - in polyelectronic atoms, 308–309, 310
- Energy sources
- alternative, 265–273
  - coal, 220–221, 263–264
  - coal conversion, 265–266
  - conventional, 262–265
  - ethanol, 271, 1021
  - fuel cells, 844–845
  - hydrogen fuel, 249, 266–271, 916
  - impact on climate, 264–265
  - methanol, 113, 261–262, 272–273, 1020
  - nuclear, 888, 890–895
  - petroleum and natural gas, 262–263, 893
  - pollution from, 218, 220–221, 263, 264, 572, 573, 922, 925
  - seed oils, 273
  - solar power, 893
  - used in U.S., 262
  - vegetable oil fuels, 272
  - wind power, 267, 893
- English system of units, 9
- conversion factors, 17–21, A26
- Enthalpy ( $H$ ), 243–244
- for acid dissociation reaction, 938–939
  - bond energy and, 362–364
  - change in, 243
  - characteristics of, 252, 787
  - constant-pressure calorimetry and, 245–248
  - constant-volume calorimetry and, 248–251
  - entropy change and, 782
  - as extensive property, 246, 252
  - free energy and, 783–786, 790–792
  - Hess's law and, 251–255, 791
  - pressure and, 795
  - sign indicating flow of, 252, 258
  - as state function, 243, 251, 256
- Enthalpy of formation, 255–262, 791, 793
- calculations using, 258–262
  - for selected substances, 256, A19–A22
  - standard states and, 255–256
- Enthalpy of fusion. *See* Heat of fusion
- Enthalpy of hydration, 503, 939
- Enthalpy of solution, 502–504, 508, 514–515
- Enthalpy of vaporization. *See* Heat of vaporization
- Entropy ( $S$ ), 775
- absolute values of, 787–788
  - for acid dissociation reaction, 938–939
  - changes in system and surroundings, 780–783
  - in chemical reactions, 786–790
  - free energy and, 783–786, 791
  - of hydration, 939
  - irreversible processes and, 803
  - molecular structure and, 790
  - as organizing force, 780
  - of perfect crystal, 787–788
  - positional probability and, 777–779, 786–787
  - predicting changes in, 778–779
  - pressure and, 795
  - second law of thermodynamics and, 779–780, 786
  - sign of change in, 781–782, 787
  - of solution formation, 778
  - spontaneous processes and, 773–780, 834
  - standard values, 788–789, A19–A22
  - as state function, 788
  - temperature and, 788
  - third law of thermodynamics and, 788
- Environmental issues
- acid rain, 181, 185, 218–219, 220, 639
  - air pollution, 181, 218–220, 236, 573
  - automobile exhaust, 185, 263, 572, 573, 922, 925
  - burning of coal, 264
  - carbon dioxide, 181, 236, 264–265
  - global warming, 181, 236, 264–265, 927
  - groundwater treatment, 162–163
  - hydrogen fuel, 269
  - nitrogen oxides, 218–220, 573–576, 925
  - ozone decomposition, 573, 576–577, 1013
  - photochemical smog, 219–220
  - pyrometallurgy, 989
  - sulfur oxides, 218–219, 220–221, 572, 936
  - thermal pollution, 508
- Enzymes, 571, 574–575, 1043–1044
- Ephedrine, 664
- Epsomite, 934
- Equation of state, 190–191
- Equations. *See* Chemical equations
- Equilibrium, 594
- in cell reactions, 839, 841–842
  - characteristics of, 597
  - concentration changes and, 620–622
  - as dynamic condition, 594–595
  - equilibrium condition, 594–597
  - free energy and, 785, 790, 794, 797–802
  - heterogeneous, 604–606
  - homogeneous, 604
  - involving concentrations, 610, 612–615, 616–617
  - involving pressures, 601–604, 610–612, 617–618
  - law of mass action and, 597–600
  - Le Châtelier's principle, 620–626
  - pictorial example of, 606–608
  - pressure and volume changes and, 622–624
  - problem-solving strategies, 615–620
  - reaction rates and, 545, 608, 621
  - temperature changes and, 624–626, 646–647, 802
  - of vapor pressure, 471–472
  - See also* Acid–base equilibria; Solubility equilibria
- Equilibrium constant ( $K$ ), 597–601
- applications involving, 606–615
  - for bases, 663, 672–673, 676, 708, A23
  - calculating values of, 598–599
  - for complex ion formation, 759–761
  - vs. equilibrium position, 600–601
  - extent of reaction and, 608
  - free energy and, 799
  - for partial pressures, 602–604, 610–612, 617–618
  - reaction quotient and, 608–610, 621
  - for redox reactions, 841–842
  - for selected substances, A22–A24
  - in stepwise reactions, 762
  - system with small, 618–619
  - temperature and, 802
  - without units, 598, 600
  - See also* Acid dissociation constant; Ion-product constant; Solubility product constant
- Equilibrium expression, 597–600, 615
- in acid–base reactions, 641
  - conclusions about, 600
  - for heterogeneous equilibria, 604–606
  - involving pressures, 601–604
  - liquids and solids omitted from, 604, 641
  - in solubility equilibria, 745
  - writing, 598

- Equilibrium point, 798  
 Equilibrium position, 594,  
 600–601, 604  
 factors controlling, 620–626  
 in thermodynamics, 798  
 Equilibrium vapor pressure,  
 472, 509  
 Equivalence point, 157–158, 713,  
 715, 716  
 common methods for  
 determining, 728  
 vs. end point, 728, 729  
 stoichiometry and, 722  
 for strong acid–strong base  
 titrations, 716, 722  
 for weak acid–strong base  
 titrations, 720, 721, 722,  
 723–725  
 for weak base–strong acid  
 titrations, 727  
*See also* Acid–base titrations  
 Equivalence statements, 17, 18  
 Equivalent mass, 500  
 Erements, Mikhail, 369  
 Errors. *See* Approximations;  
 Uncertainty in measurement  
 Erythropoietin receptor (EPO-R),  
 986–987  
 Esters, 1020, 1024–1025, 1045  
 Ethane, 262, 263, 1008  
 boiling point of, 1019  
 bonds in, 1007, 1015  
 dehydrogenation of, 1013  
 Ethanol (ethyl alcohol)  
 boiling point of, 442  
 combustion of, 99–100  
 commercial uses of, 1020–1021  
 from fermentation, 268, 271,  
 1020–1021  
 formula for, 89  
 as fuel, 271, 1021  
 hydrogen gas from, 268  
 Lewis structure for, 514  
 mass percent of elements in, 89  
 as nonelectrolyte, 136  
 oxidation of, 1024  
 reaction with potassium  
 dichromate, 820–821  
 solubility of, 132  
 solution with hexane,  
 514–515  
 spontaneity of formation  
 of, 794  
 vapor pressure of, 472, 474  
 Ethene, 1014  
 Ethers, 1020  
 5-Ethyl-3-heptyne, 1016  
 Ethylamine, 662, 1025  
 Ethylene  
 bonds in, 1007, 1015  
 from ethane, 1013  
 in ethanol production, 1021  
 hybrid orbitals in, 407–408, 1014  
 hydrogenation of, 571–572, 1007  
 Lewis structure for, 407, 1014  
 polymers based on, 1028–1029,  
 1030–1033  
 Ethylenediamine (en), 965, 967, 974  
 Ethylenediaminetetraacetate  
 (EDTA), 965, 966  
 Ethylene glycol, 518–519,  
 1021, 1030  
 Ethyl group, 663  
 Ethylhexane, 1009  
 Ethyl substituent, 1009  
 ETS-4 (Engelhard  
 TitanoSilicate-4), 201  
 Evaporation, 471, 472. *See also*  
 Vaporization  
 Exact numbers, 14  
 Excited state, 294, 296, 297, 305  
 Excluded-volume force, 780  
 Exothermic reactions, 238–240,  
 245, 354  
 alkali metals in water, 327  
 enthalpy and, 243, 244, 787  
 nuclear processes, 891  
 spontaneity and, 774–775,  
 781–783  
 Experimental error, A10. *See also*  
 Uncertainty in measurement  
 Experiments, 5, 6  
 Explosives  
 detecting plastic, 467  
 nitrogen-based, 924, 929  
 Exponential notation, 15, A1–A3  
 Extensive properties, 246  
 Face-centered cubic unit cell, 446,  
 451–454, 469  
 Fahrenheit scale, 21–24  
 Families, in periodic table, 56  
 Faraday (*F*), 834  
 Faraday, Michael, 834  
 Fats, 132. *See also* Oils  
 Fat-soluble, 505  
 Feldspar, 461–462  
 Ferrate ion, 967  
 Ferric ion, 58  
 Ferrochrome, 961  
 Ferrous ion, 58  
 Ferrovanadium, 960  
 Fertilizer, 929, 932, 936  
 Fibrous proteins, 1033, 1036  
 Filtration, 27  
 Firewalking, 250  
 Fireworks, 287, 288, 298–299  
 First ionization energy, 318, 319  
 First law of thermodynamics, 239,  
 240, 773, 803  
 First-order reactions, 548, 549,  
 551–554, 557, 562  
 half-life of, 554–556, 558  
 pseudo-first-order, 560  
 in radioactive decay, 879  
 First-row transition metals,  
 956–958, 959–964  
 Fisher, Mel, 852  
 Fission, nuclear, 875, 891–895  
 Flame test, 757, 759  
 Flashbulb reaction, 248  
 Flotation process, 988, 991  
 Fluorapatite, 744  
 Fluoride  
 salts, solubility of, 746  
 tooth decay and, 744, 748  
 Fluorine  
 atomic size of, 910  
 electron affinity of, 322,  
 910, 937  
 electron configuration of, 313  
 electronegativity value for, 345  
 Lewis structure for, 366, 370  
 molecular orbital model of,  
 422, 423  
 oxidation state of, 163  
 oxyacids of, 939, 940  
 properties of, 937, 938  
 reaction with nitrogen dioxide,  
 564–565  
 symbol for, 51–52  
 thermodynamic data for, A20  
 Fluxes, 991, 992  
 Foecke, Tim, 457  
*f* orbitals, 304, 305, 307  
 group designation and, 908  
 of inner transition metals,  
 315–316, 954, 955, 959  
 Formal charge, 375–378  
 Formaldehyde, 1023  
 Formation constants, 759–761  
 Formic acid, 844  
 Formula equation, 150–151  
 Formulas. *See* Chemical formulas  
 Formula units, 85  
 Forward bias, 464, 466  
 Fossil fuels, 236, 264, 266, 893.  
*See also* Energy sources;  
 Petroleum  
 Fractional charge, 344  
 Fractional distillation, 959  
 Francium, 325  
 Frasch, Herman, 934  
 Frasch process, 912, 934  
 Free energy (*G*), 783–786  
 cell potential and, 835–836, 839  
 in chemical reactions, 790–794,  
 797–798  
 concentration and, 790,  
 795, 838  
 equilibrium and, 785, 790, 794,  
 797–802  
 of formation, standard,  
 793–794, A19–A22  
 pressure and, 794–799  
 spontaneity and, 783–786, 787,  
 794, 797–798  
 standard state, 790–794  
 as state function, 791  
 temperature and, 794  
 work and, 802–804  
 Free radicals, 1028–1029  
 Freezing point, 478  
 molar mass and, 519  
 of noble gases, 443  
 Freezing-point depression, 517,  
 518–519, 524  
 Freons, 363–364, 576–577,  
 1012–1013  
 Frequency, of wave, 285–286, 289  
 Frequency factor, 568  
 Frictional heating, 237, 803,  
 825, 834  
 Fructose, 1039–1040, 1041, 1042  
 Fry, Art, 7  
 Fuel cells, 271, 844–845  
 Fuels. *See* Energy sources  
 Fullerenes, 920  
 Functional groups, 1019, 1020  
 Fusion, nuclear, 891, 895  
 Galactose, 1041  
 Galena, 166, 921, 934, 964  
 Galileo, 8  
 Gallium, 310, 314, 325, 918, 919  
 Gallium arsenide, 290  
 Galvani, Luigi, 826  
 Galvanic cells, 823–826  
 batteries, 842–845  
 cell potential in, 825–833  
 compared with electrolytic  
 cells, 848  
 complete description of,  
 831–833  
 concentration cells, 837–838  
 fuel cells, 844–845  
 line notation for, 831, 832  
 redox reaction in, 823–826  
 spontaneity in, 831  
 standard reduction potentials in,  
 826–833  
 thermodynamics and, 833–836  
*See also* Batteries; Cell  
 potential  
 Galvanizing, 847, 964  
 Gamma ( $\lambda$ ) rays, 49, 286, 876, 896  
 Gangué, 987  
 Gases  
 in atmosphere, 217–221  
 atmospheric pressure, 181–183  
 attractive forces in, 206,  
 215–216, 217, 444  
 Avogadro's hypothesis, 45  
 characteristics of several  
 common, 217  
 collecting over water, 203–204  
 compression of, 240, 241  
 early studies of, 41, 45–46  
 effusion and diffusion of,  
 212–214  
 equilibria with, 594–604  
 expansion of, 240–241  
 ideal gas, 185  
 kinetic molecular theory of,  
 205–212  
 mixtures of, 199–205, 208,  
 213–214  
 molar concentration of, 601  
 molar mass of, 198–199, 205  
 molar volume of, 195

- mole fractions of, 201–202  
 partial pressures of, 199–205, 602  
 positional entropy of, 777–778, 787, 795  
 pressure–temperature relationship, 207  
 pressure–volume relationship, 184–186, 207  
 properties of, 26, 181, 439  
 real, properties of, 206, 211, 214–216  
 root mean square velocity of, 210–212  
 separating, 201  
 solubility of, 505–507, 508  
 spontaneous uniform expansion of, 774, 775–778  
 standard state of, 255  
 at standard temperature and pressure, 195  
 stoichiometry of, 194–199  
 universal gas constant, 189  
 velocity distribution in, 212, 213, 566  
 volume–number of moles relationship, 188–189, 208  
 volume–temperature relationship, 186–188, 207–208  
 work done by, 240–242  
*See also* Gas laws; Ideal gas; Kinetic molecular theory
- Gasification reactions, 265–266
- Gas laws, 183–189  
 Avogadro's law, 188–189, 208  
 Boyle's law, 184–186, 189, 207  
 Charles's law, 186–188, 189, 207–208  
 combined gas law, 189–190  
 Dalton's law of partial pressures, 199–205, 208  
 ideal gas law, 189–194, 514
- Gasohol, 271, 1021
- Gasoline, 444  
 air pollution and, 218–220  
 combustion of, 237, 240–241, 802  
 compared with hydrogen fuel, 270–271  
 compared with methanol, 261–262  
 lead in, 263, 922  
 octane ratings, 103
- Gay-Lussac, Joseph Louis, 45–46
- Geiger–Müller counter, 883–884
- Gemstones, 979
- Gene, 1046
- Genetic code, 1046–1048
- Genetic damage, 896
- Geometrical isomerism, 969, 970, 974
- Geometric structure. *See* Molecular structure
- Germanium, 310, 311, 920
- Germer, L. H., 292
- Gibbs, Josiah Willard, 783
- Glass  
 capillary action of, 443  
 structure of, 445, 461  
 titanium dioxide coating, 961  
 types of, 461
- Glass electrodes, 840–841
- Glauberite, 934
- Glazing, 462
- Global warming, 181, 236, 264–265, 927
- Globular proteins, 1033, 1037
- Glucose, 1041, 1042, 1043  
 dissolution in water, 517, 524  
 formation of, 793  
 polymers of, 1042–1044
- Glucose metabolism, 526
- Gluons, 896
- Glutamic acid, 1035
- Glutamine, 1035
- Glyceraldehyde, 1039
- Glycerine, 1040
- Glycerol, 444
- Glycine, 1034, 1035
- Glycogen, 526, 1042, 1044
- Glycosidases, 1043–1044
- Glycoside linkage, 1042–1044
- Gold  
 alloys, 963  
 as atomic solid, 446, 470  
 dissolving of, 836  
 extraction of, 989  
 properties of, 846, 955
- Goodyear, Charles, 1027–1028
- Goudsmit, Samuel, 306
- Graduated cylinder, 11
- Grafting, 1033
- Graham, Thomas, 212–213
- Graham's law of effusion, 212–213
- Graphing functions, A6–A7
- Graphite, 920  
 bonding in, 343, 458  
 conductivity of, 41  
 diamond and, 253, 459, 482–483, 540, 774, 792–793  
 enthalpy of combustion for, 253  
 entropy value for, 788  
 in pencils, 343  
 properties of, 340  
 structure of, 458, 459
- Gravimetric analysis, A16
- Gravitational force, 774, 896
- Gravitons, 896
- Gray tin, 920
- Grease, 444, 504
- Greenhouse effect, 264. *See also* Global warming
- Ground state, 296, 297, 305
- Groundwater, clean-up of, 130, 162–163
- Group 1A. *See* Alkali metals
- Group 2A. *See* Alkaline earth metals
- Group 3A, 910, 918–919
- Group 4A, 910, 919–922
- Group 5A, 316, 910, 922–923
- Group 6A, 910, 932–933
- Group 7A. *See* Halogens
- Group 8A. *See* Noble gases
- Groups, in periodic table, 56  
 special names of, 324  
 valence electrons and, 316
- Guanine, 1046, 1047
- Guericke, Otto von, 182
- Guldberg, Cato Maximilian, 597
- Gypsum, 219, 934
- Haber, Fritz, 597, 620
- Haber process, 540, 571, 597, 598–599, 915, 924–925. *See also* Ammonia synthesis
- Hadrons, 896
- Hafnium, 318, 959
- Hair  
 analysis, 921  
 structure of, 1038
- Half-life, 49  
 of radioactive samples, 879–881  
 of reactants, 554–556, 558–559, 562  
 of transuranium elements, 883
- Half-reaction method, 166, 817–823  
 for acidic solutions, 818–821  
 for basic solutions, 821–823  
 cell potential and, 826–831  
 standard reduction potentials in, 828, 829, A25
- Hall, Charles M., 853
- Hall–Heroult process, 853–855
- Halogenation, of hydrocarbons, 1012, 1017, 1020
- Halogens, 324, 937–940  
 atomic size of, 910  
 electron affinities of, 322  
 hydrogen halides, 677, 937–939  
 as ligands, 966  
 oxyacids of, 939–940  
 preparation of, 912  
 properties of, 56, 937
- Hard water, 661, 916–917
- Hassium, 56
- Heat, 237  
 calorimetry and, 244–251  
 energy and, 236, 237  
 enthalpy and, 243  
 entropy changes and, 781–783  
 exothermic and endothermic reactions, 238–240  
 flow of, 774  
 frictional heating, 237  
 internal energy changes and, 239–242  
 sign indicating flow of, 239, 246  
 vs. temperature, 237  
*See also* Thermochemistry
- Heat capacity, 244–245, 250
- Heating oil, 263
- Heat of fusion, 439, 476
- Heat of hydration. *See* Enthalpy of hydration
- Heat of reaction, 243. *See also* Enthalpy
- Heat of solution. *See* Enthalpy of solution
- Heat of vaporization, 439, 471, 473–475
- Heat radiation, 264
- Heisenberg, Werner, 300, 301
- Heisenberg uncertainty principle, 301–302
- Helium  
 alpha particles and, 875, 940  
 in dive tanks, 200  
 electron configuration of, 312  
 electron repulsions in, 308  
 elemental form of, 340  
 freezing point of, 443  
 Lewis structure for, 366  
 molecular orbital model of, 419  
 properties of, 940, 941  
 root mean square velocity for, 211  
 stellar fusion and, 895
- $\alpha$ -Helix, 1036–1037
- Hematite, 991
- Heme complex, 982, 983, 984
- Hemoglobin, 780, 984–987
- Hemolysis, 522
- Henderson–Hasselbalch equation, 706, 707, 709, 711, 730, 731
- Henry, William, 506
- Henry's law, 506–507
- Heptane, 263, 1008
- Heroult, Paul, 853
- Hertz (Hz), 286
- Hess's law, 251–255, 256, 791
- Heterogeneous catalysis, 571–572
- Heterogeneous equilibria, 604–606
- Heterogeneous mixtures, 26
- Heteronuclear diatomic molecules, 425–426
- Hexadentate ligand, 966
- Hexafluorophosphate, 506
- Hexagonal closest packed (hcp) structure, 451–452, 454, 455
- Hexahydro-1,3,5-triazine (RDX), 467
- Hexamethylenediamine, 1030
- Hexane, 263, 1008, 1009  
 Lewis structure for, 514  
 solution with ethanol, 514–515  
 as solvent, 504  
 structural isomers of, 1010–1011
- Hexoses, 1039, 1040, 1041
- 1-Hexyl-3-methylimidazolium, 506
- High-altitude sickness, 985–986
- High-density polyethylene (HDPE), 1031
- High-spin case, 977
- Hill, Julian, 1026
- Histidine, 1035, 1036
- Homogeneous catalysis, 571, 572–577
- Homogeneous equilibria, 604

- Homogeneous mixtures, 26, 132, 498. *See also* Solutions
- Homonuclear diatomic molecules, 419–425
- Homopolymer, 1029–1030
- Honary, Lou, 272
- Hot-air balloons, 242
- Human body  
effects of radiation on, 879, 895–898  
elements in, 911, 916  
potassium and, 326  
proteins and, 1033–1038  
redox reactions in, 161  
selenium and, 47, 933  
sports drinks, 526  
tooth decay, 748  
transition metals in, 954, 982–986  
vision, 290  
*See also* Biological processes; Blood; Medicine
- Hund, F. H., 312
- Hund's rule, 312
- Hybridization, 404–416  
in alkanes, 1007, 1013  
in alkenes, 1014  
in alkynes, 1015  
in coordination compounds, 975–976  
 $dsp^3$  hybrid orbitals, 411–412  
 $d^2sp^3$  hybrid orbitals, 412–413  
 $sp$  hybrid orbitals, 409–410  
 $sp^2$  hybrid orbitals, 407–408  
 $sp^3$  hybrid orbitals, 404–406  
summary of, 414
- Hydration  
of alkali metal ions, 327, 913  
enthalpy of, 503, 939  
entropy of, 939  
of halide ions, 939  
of ions in solution, 131–132, 327  
of metal ions, 675, 678, 681, 683
- Hydrazine, 926–927
- Hydride ion, 351, 418, 915
- Hydrides  
boiling points of, 441–442  
boranes, 918, 919  
covalent, 441–442, 915  
ionic, 915  
metallic, 916  
nitrogen, 926–927
- Hydrocarbon derivatives, 1019–1025  
alcohols, 1019–1022  
aldehydes and ketones, 1023–1024  
amines, 1025  
carboxylic acids, 1024  
esters, 1024–1025
- Hydrocarbons  
alkanes, 1006–1014  
alkenes and alkynes, 1014–1017  
aromatic, 1017–1019  
hydrogenation of, 571–572  
names of common, 263  
petroleum, 262–263  
as propellants, 512–513  
saturated and unsaturated, 571, 1006–1007  
straight-chain, 1007
- Hydrochloric acid, 66, 937–939  
in *aqua regia*, 763, 836  
in buffered solutions, 709–712  
equivalent mass of, 500  
importance of, 939  
ionization of, 641  
pH of, 650–651  
reactions neutralizing, 106–107  
reaction with sodium hydroxide, 154, 155–156  
as strong acid, 134, 643  
as strong electrolyte, 133  
titration with ammonia, 726–728  
*See also* Hydrogen chloride
- Hydrocyanic acid, 66  
dissociation in water, 673–674  
pH of mixture with, 655–657  
titration with sodium hydroxide, 722–725
- Hydrofluoric acid  
dissociation equilibrium of, 698–700  
pH of, 652–653  
reaction with sodium fluoride, 698–700  
as weak acid, 652
- Hydrogen  
in ammonia synthesis, 597, 600, 620–621  
atomic mass of, 79–80  
Bohr model of, 295–300  
bonding in, 52, 342–343, 909  
chemistry of, 914–916  
effusion rate of, 213  
emission spectrum of, 294–295  
energy of combustion for, 249–251, 266, 269–271  
energy quantization in, 297  
as fuel, 249, 266–271, 916  
in fuel cells, 844, 845  
in human body, 911  
industrial uses of, 915  
Lewis structure for, 365  
molecular orbitals in, 416–418  
as nonmetal, 908, 909, 912, 915  
orbitals of, 301–306, 309, 312  
oxidation state of, 162, 163  
preparation of, 266–268, 912, 914–915  
properties of, 217, 325, 914  
as reducing agent, 989  
standard, electrode, 826, 827  
in syngas, 265–266  
thermodynamic data for, A20  
in water, 4–5, 130–131
- Hydrogenation, 571–572, 915, 1007, 1016
- Hydrogen bonding, 441–442  
in ammonia, 926  
boiling points and, 441–442, 1019  
in nucleic acids, 1046  
in nylon, 1027  
in proteins, 1036, 1037, 1038  
viscosity and, 444
- Hydrogen bromide, 938
- Hydrogen chloride  
dipole moment of, 348  
dissolution in water, 639–640, 677  
reaction with ammonia, 642  
*See also* Hydrochloric acid
- Hydrogen–chlorine cannon, 937
- Hydrogen cyanide, 722
- Hydrogen fluoride, 937–939  
bonding in, 344, 346–347, 937, 938  
Lewis structure for, 368  
molecular orbital model of, 426  
synthesis of, 603, 614–617  
as weak acid, 677, 938, 939
- Hydrogen fuel cells, 271, 844, 845
- Hydrogen halides, 677, 937–939
- Hydrogen iodide, 617–618, 938
- Hydrogen ions  
in acidic solutions, 66, 134, 154, 639, 641, 677  
autoionization of water and, 645–647, 651  
in buffered solutions, 705, 706, 707, 710, 712  
pH of solutions and, 647–650  
solubility and, 752
- Hydrogen peroxide, 63
- Hydrogen phthalate ion, 159
- Hydrogen sulfide, 349
- Hydrogen sulfites, 936
- Hydrohalic acids, 643, 937–939
- Hydrometallurgy, 989–990
- Hydronium ion, 640, 641, 645
- Hydrophilic, 505, 1034
- Hydrophobic, 505, 1034
- Hydrostatic pressure, 520
- Hydrosulfuric acid, 66
- Hydroxide ion, 62  
autoionization of water and, 645–647  
in basic solutions, 134, 136, 154, 639, 661, 662  
in buffered solutions, 702–703, 704, 705, 710, 712  
ionic oxides and, 679  
pOH and, 648–650  
solubility and, 752  
as strong base, 154–155
- Hydroxides  
solubility of, 148, 661, 746  
as strong bases, 661
- Hydroxo ligands, 966
- Hydroxyapatite, 744, 748
- Hydroxyl group, 1019, 1042
- Hydroxyl radicals, 219, 1028–1029
- Hyperbola, 184
- Hypertonic solutions, 522
- Hypervitaminosis, 505
- Hypochlorite ion, 654–655
- Hypochlorous acid, 713, 940  
pH of, 654–655  
as weak acid, 643, 644
- Hypofluorous acid, 940
- Hypophosphorus acid, 932
- Hypothesis, 5, 6, 7
- Ice  
dry, 466, 475, 483  
freezing-point depression, 518  
melting of, 439, 440, 467, 476, 481, 774, 775, 784–785  
as molecular solid, 449, 450, 466  
properties of, 26  
structure of, 915  
vapor pressure of, 477
- ICE (initial, change, equilibrium) table, 614, 656, 664, 666, 668
- Ideal gas, 185, 189–190  
free energy of, 795–796  
fundamental characteristics of, 200  
molar volume of, 195  
work and, 241
- Ideal gas law, 189–194, 514, 601  
behavior of real gases and, 215–216  
calculations using, 190–194  
derivation of, 209–210  
equation of state and, 190–191  
kinetic molecular theory and, 206–210, 214, A13–A16  
molar mass and, 198  
partial pressures and, 199, 201–202
- Ideal solution, 514–515
- Ilmenite, 960
- Independent variable, A6
- Indeterminate error, 13, A10
- Indicators. *See* Acid–base indicators
- Indium, 310, 918, 919
- Inert gases, 385. *See also* Noble gases
- Infrared radiation, 264, 286, 287, 927
- Initial rates, of reaction, 548–551, 561
- Ink, paper chromatography of, 28
- Insect pheromones, 388, 389
- Insoluble solids, 147–148
- Instantaneous rates, 543–544, 548
- Insulators, 462
- Integrated rate law, 546, 547, 551–562  
for complex reactions, 559–560  
first-order rate law, 551–554, 879  
second-order rate law, 556–559  
zero-order rate law, 559  
*See also* Rate laws

- Intensive properties, 246  
 Intercept, in graphs, A6  
 Intermediate species, 562  
 Intermolecular forces, 440–443  
   dipole–dipole attraction, 440–442, 467–468  
   hydrogen bonding, 441–442, 1019  
   in liquid–liquid solutions, 514, 516  
   in liquids, 443–444, 473  
   London dispersion forces, 442–443  
   in molecular solids, 467–468  
   in noble gas solids, 450  
   in real gases, 206, 215–216, 217  
   solubility and, 502  
   vapor pressure and, 473  
 Internal energy, 239–242, 243  
 International System. *See* SI system of units  
 International Union of Pure and Applied Chemistry (IUPAC), 255, 316–317  
 Interstitial alloy, 456, 994  
 Interstitial hydrides, 916  
 Intramolecular bonding, 440. *See also* Bonds  
 Inverse relationship, 184, 212  
 Iodide salts, solubility of, 148, 746  
 Iodine  
   electron affinity of, 322  
   medical uses of, 886, 887  
   oxyacids of, 939  
   properties of, 937, 938  
   radioactive decay of, 875  
   sublimation of, 475  
   thermodynamic data for, A20  
 Ion exchange, 917–918  
 Ion-exchange resin, 917–918  
 Ionic bonds, 52–54, 341, 344, 350–357  
   electronegativity and, 345–346  
   lattice energy of, 353–357  
   noble gas configurations and, 350–352  
   percent ionic character of, 357–358  
   in proteins, 1038  
 Ionic compounds  
   acid–base properties of, 671–677  
   bonding in, 341  
   colligative properties of, 524–525  
   common ion effect, 698–700, 745, 750–752  
   conductivity of, 358, 449  
   coordination compounds as, 964  
   crystalline structure of, 355, 449, 450, 468–470  
   as electrolytes, 133–136, 524–525  
   electron configurations of, 350–352, 365  
   energy effects in, 353–357  
   equations for, in solution, 150–151  
   formula units of, 84–85  
   Lewis structures for, 365  
   naming of binary, 57–61  
   operational definition of, 358  
   oxidation states of, 162–163  
   with polyatomic ions, 61–63, 358  
   in precipitation reactions, 145–150  
   predicting formulas of, 350–352  
   properties of, 471  
   role of ion size in, 352–353  
   solid state vs. gas stage, 350  
   solubility of, 131–132, 145, 147–149, 503, 744–752  
   solubility products for common, 746, A24  
   solubility rules for, 147–149  
   of transition metals, 955–956  
   water-insoluble, 763  
   zero net charge of, 146  
   *See also* Binary ionic compounds; Crystalline solids  
 Ionic hydrides, 915  
 Ionic liquids, 506  
 Ionic radii, 352–353  
 Ionic solids, 54, 449, 450, 468–470, 471. *See also* Ionic compounds  
 Ion interchange, 148–149  
 Ionization  
   of acids, 641, 642–644  
   autoionization of water, 645, 651  
   electrolytes and, 134–136  
   percent, 657–660  
 Ionization energy  
   of alkali metals, 325–326  
   as periodic property, 318–321, 909  
   of transition metals, 957, 958  
 Ionizing ability, of radiation, 897  
 Ion pairing, 524–525  
 Ion product ( $Q$ ), 752–753  
 Ion-product constant ( $K_w$ ), 645–647, 648–649, 672  
 Ions  
   concentration of, 138–139  
   electrical conductivity and, 132–133, 135  
   electron affinity and, 321  
   energy of interaction between, 341  
   formation of, 52–54  
   hydration of, 131–132, 327  
   isoelectronic, 352–353  
   naming, 57–63  
   polyatomic, 61–63  
   selective precipitation of, 755–757, 762–764  
   sizes of, 352–353  
   spectator ions, 150–151  
   *See also* Anions; Cations; Complex ions  
 Ion-selective electrodes, 840–841  
 Iridium, 2, 959  
 Iron  
   abundance of, 911  
   compounds of, 962, 963  
   corrosion of, 774, 801–802, 817, 845, 846–847  
   crystal structure of, 994  
   electron configuration of, 314  
   for groundwater clean-up, 162–163  
   heat capacity of, 245  
   in human body, 982–984  
   metallurgy of, 991–992  
   oxide coating of, 845  
   properties of, 955, 957, 962  
   reaction with permanganate ion, 818–820  
   in steel, 456, 954, 992–994  
   thermodynamic data for, A20  
 Iron ore, 818  
 Iron oxide  
   in ammonia synthesis, 540, 571, 925  
   reduction of, 992  
   in rust, 774, 846  
 Iron pyrite, 991  
 Irreversible process, 803  
 Isoamyl acetate, 389  
 Isobutane, 1008  
 Isobutyl substituent, 1009  
 Isoelectronic ions, 352–353, 356  
 Isoleucine, 1035  
 Isomerism, 969–974  
   of alkanes, 1007–1009, 1010–1011  
   coordination, 969  
   geometrical, 970, 974  
   linkage, 969–970  
   optical, 970–974, 1039–1042  
   of simple sugars, 1039–1042  
   stereoisomerism, 970–974, 1015  
   structural, 969–970  
 Isopentane, 1009  
 Isopentyl acetate, 86–87  
 Isopropyl alcohol, 25  
 Isopropyl substituent, 1009  
 Isotactic chain, 1032  
 Isotonic solutions, 522–523  
 Isotopes, 51, 79, 80, 873  
 Jets  
   alloys used in, 960  
   fuels for, 263  
 Joliot, Frederick, 881  
 Jorgensen, Sophus Mads, 968  
 Joule (J), 211, 240  
 Juglone, 85, 389  
 Juhl, Daniel, 267  
 Junction potential, 466  
 Junction transistor, 464  
 Kairomones, 389  
 Kelvin scale, 21–24  
   Charles's law and, 187, 207  
   ideal gas law and, 193  
   kinetic molecular theory and, 206, 209, 210  
 $\alpha$ -Keratin, 1037  
 Kerogen, 271  
 Kerosene, 262–263  
 Ketones, 1020, 1023–1024  
 Kilojoule (kJ), 240  
 Kinetic energy, 209, 237  
   in chemical bonds, 342  
   in collision model, 566  
   of electrons, 308  
   internal energy and, 239  
   photoelectric effect and, 289  
   temperature and, 206, 209, 210  
   total energy constant and, 773  
 Kinetic molecular theory (KMT), 205–212, 565  
   effusion rates and, 213  
   ideal gas behavior and, 206–210, 214  
   meaning of temperature and, 210  
   postulates of, 206  
   quantitative model, A13–A16  
   real gas behavior and, 214–216  
   root mean square velocity in, 210–212  
 Kinetics. *See* Chemical kinetics  
 Kinetic stability, of nucleus, 873–875, 878–881  
 Krypton, 314, 470, 941  
 Kuznicki, Steven, 201  
 Lactic acid, 526, 698  
   in buffered solution, 707  
   dissociation reaction for, 659–660  
 Lake Nyos tragedy, 510  
 Lamp oil, 262–263  
 Lanthanide contraction, 959  
 Lanthanide series, 315, 317, 324, 908, 954, 959  
 Lanthanum, 315  
 Lattice energy, 353–357  
 Lattices, 445, 446  
 Laughing gas, 929  
 Lavoisier, Antoine, 8, 41–42, 285, 852  
 Law of conservation of energy, 236, 239, 773  
 Law of conservation of mass, 6, 41  
 Law of definite proportion, 42  
 Law of mass action, 597–600, 604, 615, 745  
 Law of multiple proportions, 43–44  
 Laws  
   fundamental chemical, 41–44  
   natural, 6  
   vs. theory, 6, 205



- Leaching, 989, 990
- Lead  
atomic number of, 56  
in gasoline, 263  
geological dating with, 885–886  
ions of, 351  
metallurgy of, 166, 921  
pencils and, 343  
properties of, 311, 920, 921–922  
thermodynamic data for, A20  
toxicity of, 2, 921–922, 1038
- Lead(II) acetate, 2, 921
- Leading zeros, 14
- Lead storage battery, 2, 25, 500, 842–843, 922
- Le Châtelier's principle, 620–626, 646–647, 698, 797, 802, 836, 994
- Leclanché, George, 843
- LE model. *See* Localized electron model
- Length  
English–metric equivalents, 17, A26  
as SI unit, 9
- Leptons, 896
- Leucine, 1034, 1035
- Leucippus, 40, 285
- Leverotatory isomers, 973
- Lewis, G. N., 359, 365, 679
- Lewis acid–base model, 679–682  
for complex ions, 759, 955–956, 964, 965, 975
- Lewis structures, 365–369  
for covalent bonds, 365–368  
duet and octet rules, 365–366  
equivalent vs. nonequivalent, 375  
exceptions to octet rule, 369–373  
formal charge and, 375–378  
for ionic bonds, 365  
odd-electron molecules and, 374  
resonance structures, 373–374, 426  
steps for writing, 366  
in VSEPR model, 390
- Libby, Willard, 884
- Ligands, 759, 964, 965  
coordination numbers and, 759, 964  
in crystal field model, 976–982  
as Lewis base, 759, 955–956, 964  
naming of, 966  
porphyrin, 982  
spectrochemical series of, 977–978  
types of, 965–966
- Light  
color and, 978–980  
diffraction of, 292–293, 445–449  
dual nature of, 291  
nature of, 285–287  
plane-polarized, 970–973, 1040  
speed of, 285–286  
visible light, 294–295, A16–A17  
*See also* Electromagnetic radiation
- Light emissions. *See* Emission spectrum
- Lightning, 925
- Lignite, 263
- “Like dissolves like,” 132, 501–504
- Lime. *See* Calcium oxide
- Lime boil, 993
- Lime–soda process, 661
- Limestone. *See* Calcium carbonate
- Limiting reactant (reagent), 107–115, 151, 153, 594
- Linear accelerator, 881–882
- Linear complexes, 981–982
- Linear equations, A6–A7
- Linear low-density polyethylene, 1031
- Linear model, of radiation  
damage, 898
- Linear structure, 379, 382, 383  
for coordination compounds, 964, 965, 975  
in crystal field model, 981–982  
with polar bonds, 348  
of *sp* hybrid orbitals, 409, 414
- Line notation, 831, 832
- Line spectrum, of hydrogen, 295.  
*See also* Emission spectrum
- Linkage isomerism, 969–970
- Liquefaction, 912
- Liquid–liquid solutions, 513–516
- Liquids  
capillary action of, 443  
equilibrium expression and, 604, 641  
intermolecular forces in, 440, 443–444, 473  
ionic, 506  
magnetorheological fluids, 448  
positional entropy of, 777–778  
properties of, 26, 439, 443–444  
standard state of, 255  
structural model for, 444–445  
supercooled and superheated, 478  
surface tension of, 443  
viscosity of, 444
- Liter (L), 9
- Lithium  
electron configuration of, 312, 419  
manic depression and, 2  
molecular orbital model of, 419, 420, 455  
properties of, 325, 327, 909, 913  
reducing ability of, 326–327, 913
- Lithium fluoride  
as ionic solid, 470  
lattice energy for, 354–355
- Lithium hydroxide, 105–106
- Localized electron (LE) model, 364–365, 1017  
for complex ions, 974–976  
hybridization and, 404–416  
Lewis structures, 365–369  
limitations of, 405, 416  
with molecular orbital model, 426–428  
odd-electron molecules and, 374  
resonance and, 374, 426–428  
summary of, 413–416  
three parts of, 365, 413
- Logarithms, 647, A4–A6
- London dispersion forces, 442–443, 450, 467, 471, 503, 1038
- Lone pairs  
formal charge and, 375, 377  
in localized electron model, 365, 366  
in VSEPR model, 378, 381–382, 385–386, 388, 390
- Low-density polyethylene (LDPE), 1031
- Lowry, Thomas M., 154
- Low-spin case, 977
- Lubricating oil, 263, 272
- Luminous intensity, as SI unit, 9
- Lysine, 1034, 1035
- Macroscopic world, 3–4
- Maentyranta, Eero, 986, 987
- Magic numbers, 875
- Magnesium  
in cathodic protection, 847  
crystal structure of, 455, 456  
electron configuration of, 313  
in fireworks, 298, 299  
in hard water, 916–918  
in human body, 916  
ionization energy of, 321  
properties of, 917  
thermodynamic data for, A20
- Magnesium hydroxide, 661  
reaction with hydrochloric acid, 106, 107  
solubility of, 752
- Magnesium nitride, 922
- Magnesium oxide, 350  
lattice energy of, 356–357
- Magnetic quantum numbers, 304
- Magnetism, 421–423, 425  
of complex ions, 977–978  
of coordination compounds, 956, 964, 976, 984  
*See also* Diamagnetism; Paramagnetism
- Magnetite, 164–165, 991
- Magnetorheological (MR) fluids, 448
- Maillard, Louis-Camille, 1040
- Maillard reaction, 1040
- Main-group elements. *See* Representative elements
- Major species, 651, 652, 660, 668, 683
- Malleability, of metals, 56, 454
- Manganese  
compounds of, 962  
electron configuration of, 314, 957  
in human body, 982  
properties of, 954, 957, 962  
in steel production, 992, 993, 994  
thermodynamic data for, A20–A21
- Manganese nodules, 962
- Manic depression, 2
- Mannose, 1041
- Manometer, 182, 183
- Marble, and acid rain, 218–219
- Mars Climate Orbiter, 8
- Masel, Richard, 844
- Mass  
average, 77–78, 79  
calculations with moles, 82–84  
of energy, 290–291  
energy associated with, 887–888, 896  
English–metric equivalents, 17, A26  
in fission reactions, 892  
kinetic energy and, 237  
law of conservation of, 6, 41  
molar mass, 84–87  
percent composition of, 88–90  
of reactants and products, 102–107, 115  
as SI unit, 9–10  
vs. weight, 9–10  
*See also* Atomic mass; Molar mass
- Mass action. *See* Law of mass action
- Mass defect, 888, 890
- Mass number (A), 51–52, 873  
radioactive decay and, 874, 875
- Mass percent  
determining formula from, 96–97  
of elements in compounds, 88–90  
for solution composition, 498, 499, 501
- Mass spectrometer, 78–79, 80, 885
- Mathematical procedures, A1–A13  
exponential notation, A1–A3  
graphing functions, A6–A7  
logarithms, A4–A6  
significant figures in, 15–17  
solving quadratic equations, A7–A10  
*See also* Measurement
- Matter  
classification of, 26–29  
composition of, 3, 28

- early Greek explanations of, 40  
nuclear physics and, 896–897  
states of, 26, 439  
wave–particle duality of, 287–294  
*See also* Changes of state; States of matter
- Matter–antimatter collisions, 876
- Mean, A11
- Mean free path, 212
- Measurement, 6  
calculating final results, 14–17  
determining density, 24–25  
exponential notation, 15, A1–A3  
mass vs. weight, 9–10  
powers and roots, A3  
precision and accuracy in, 12–14  
significant figures, 12, 14–17  
temperature, 21–24  
uncertainty in, 11–14, A10–A13  
unit conversions, 8, 17–21  
units of, 9–11  
units of pressure, 182–183  
volume, 9, 11  
*See also* Mathematical procedures; Significant figures; Uncertainty in measurement
- Median, A11
- Medicine  
antitumor agents, 972  
artificial kidney machines, 522  
early development of, 40  
intravenous fluids, 522  
knee prosthesis, 448  
radiotracers, 879, 886–887
- Melting points, 476, 477–478  
of alkali metals, 325, 913  
impact of pressure on, 481  
of metals, 454  
normal, 478  
for selected solids, 471, 476
- Memorization, problem solving and, 87–88
- Mendelev, Dmitri, 56, 310, 311, 314
- Meniscus, 11, 443, 444
- Mercuric iodide, 28
- Mercury  
convex meniscus of, 443, 444  
heat capacity of, 245  
for measuring pressure, 182  
properties of, 325, 955, 1038  
standard state of, 255  
thermodynamic data for, A21
- Mercury barometer, 182, 472
- Mercury cells, 843, 857–858
- Mescaline, 664
- Messenger RNA (mRNA), 1046–1048
- Metal–amine compounds, 968
- Metal chlorides, in fireworks, 298–299
- Metal hydroxides, 661. *See also* Hydroxides
- Metal ions  
complex ions, 759–764  
hydration of, 675, 678, 681, 683  
selective precipitation and, 755–757  
*See also* Complex ions; Ions
- Metallic hydrides, 271, 916
- Metallic radii, 322
- Metalloids (semimetals), 325, 908
- Metallurgy, 911–912, 986–995  
early development of, 40  
electrorefining, 855  
hydrometallurgy, 989–990  
of iron, 991–992  
of lead, 166, 921  
pyrometallurgy, 989  
as redox reaction, 166  
roasting in, 166, 622, 988–989  
steel production, 992–995  
typical steps in, 987
- Metal plating. *See* Electroplating
- Metals  
alloys, 455–456  
as atomic solids, 449, 450  
in binary ionic compounds, 57–63, 350  
bonding models for, 454–455  
as cations, 56, 324, 350, 908  
compared with nonmetals, 908–909  
corrosion of, 845–847  
crystal structure of, 451–454  
electrorefining of, 855  
oxide coating of, 845, 847, 955  
in periodic table, 56, 324–325  
properties of, 56, 324–325, 451, 454, 455, 471, 909  
as reducing agents, 326–327, 852, 913
- Meter (m), 9
- Methane  
bonding in, 52, 349, 358–359, 1007  
chlorination of, 1012  
combustion of, 97–99, 161, 165–166, 196–198, 238, 244, 256–257, 773, 844–845  
decomposition of, 361  
energy of combustion for, 249–251, 269  
as greenhouse gas, 265  
hybrid orbitals in, 404–406  
hydrogen gas from, 266–267  
Lewis structure for, 368, 404  
molar mass of, 84  
in natural gas, 262  
properties of, 217, 1008  
reaction with sulfur, 570  
separating mixtures with, 201  
structure of, 52, 53, 379–380, 381, 404, 1007
- Methanol (methyl alcohol)  
commercial uses of, 1019–1020  
enthalpy of combustion for, 261–262  
formation reaction for, 256, 793–794  
as fuel, 113, 261–262, 272–273, 1020  
in fuel cells, 844  
hydrogen bonding in, 442, 1019  
molecular structure of, 388–389  
preparation of, 113–115, 796–797  
produced from syngas, 266  
as solvent, 504  
standard state of, 256
- Methionine, 1035
- Method of initial rates, 548–551, 561
- Methylamine, 662, 666, 966, 1025
- Methyl chloride, 359
- 4-Methyl-cyclopentene, 1015
- Methylcyclopropane, 1013
- Methylene group, 1007
- Methyl group, 663
- 3-Methylhexane, 1010
- Methyl orange indicators, 729, 732
- 2-Methylpentane, 1010
- 3-Methylpentane, 1010
- Methyl phenyl ketone, 1023
- Methyl substituent, 1009, 1010–1011, 1028
- Metric system, 9–11  
conversion factors, 17–21, A26
- Meyer, Julius Lothar, 310
- Microchip laboratories, 143
- Microscopic world, 4
- Microstates, 775–777, 778
- Microwave radiation, 286, 287
- Milk of magnesia, 106, 107
- Millikan, Robert, 48, 49
- Milliliter (mL), 9
- Millimeter of mercury (mmHg), 182
- Millimole (mmol), 714
- Minerals, 987, 988
- Minton, Allen, 780
- Mixtures, 26  
diffusion process, 213–214  
of gases, 199–205, 208, 213–214  
probability for, 503  
separating, 27–28, 201  
solutions, 498
- Models, 6  
for chemical kinetics, 565–570  
concept of chemical bonds, 358–361  
correcting and updating, 214–215  
fundamental properties of, 361  
for liquids, 444–445  
purpose of, 205–206
- Moderator, 894
- Molal boiling-point elevation  
constant, 517
- Molal freezing-point elevation  
constant, 517, 518
- Molality (*m*), 499, 500, 501, 517
- Molar heat capacity, 245
- Molarity (*M*), 136–144, 152, 498, 499, 500–501, 714
- Molar mass, 84–85  
boiling point and, 441, 442, 517  
calculations using, 85–87  
determining formula from, 96–97  
freezing point and, 519  
of gas, 198–199, 205  
osmotic pressure and, 520–521  
vapor pressure and, 473, 511
- Molar volume, 195
- Mole (mol), 81–82  
Avogadro’s law, 188–189  
calculations using, 82–84, 151  
relationship with volume, 188–189, 208
- Molecular formulas, 92–97. *See also* Chemical formulas
- Molecularity, 563
- Molecular orbital (MO) model, 416–426  
bond order in, 418–419  
delocalized bonding and, 426–428  
for diamond and graphite, 458  
of helium molecule, 419  
of heteronuclear diatomic molecules, 425–426  
of homonuclear diatomic molecules, 419–425  
of hydrogen molecule, 416–418  
with localized electron model, 426–428  
for metals, 455  
paramagnetism and, 421–423
- Molecular orbitals (MOs), 416  
bonding and antibonding, 417–418, 419–421  
conduction bands, 455  
pi ( $\pi$ ), 420–421  
sigma ( $\sigma$ ), 417
- Molecular orientations, in collision model, 567
- Molecular sieve, 201
- Molecular solids, 449, 450, 466–468, 471
- Molecular structure, 378  
acid–base properties and, 677–678  
entropy values and, 790  
hybridization and, 404–416  
linear, 379, 382, 383  
octahedral, 382, 383, 412  
optical activity and, 970  
see-saw, 383  
solubility and, 504–505  
square planar, 386  
tetrahedral, 379–380, 382, 383, 405–406  
trigonal bipyramidal, 382, 383, 411  
trigonal planar, 379, 382, 407, 409  
trigonal pyramidal, 381, 383  
T-shaped, 383  
VSEPR model, 378–390  
V-shaped (bent), 381, 383

- Molecular weight, 84  
of polymers, 1031–1032  
*See also* Molar mass
- Molecules, 52  
diatomic, 4, 45–46  
hybrid orbitals in, 404–416  
Lewis structures for, 365–369  
representations of, 52  
*See also* Intermolecular forces;  
Molecular structure; Polar molecules
- Mole fractions  
partial pressure and, 201–202  
for solution composition, 498–499  
of solvent, 510, 511
- Mole ratios, 104–107, 151
- Molybdenum, 880, 959
- Momentum  
in kinetic molecular theory, A14–A15  
uncertainty principle and, 301–302
- Monatomic ions  
naming, 57–58, 61  
oxidation states of, 162–163
- Monoclinic sulfur, 935, 936
- Monodentate ligand, 965, 966
- Monomethylhydrazine, 926
- Monoprotic acids, 643–644, A22
- Monosaccharides, 1039–1042
- Multiple bonds, 362, 386–388
- Multiple proportions, law of, 43–44
- Multiplication  
in exponential notation, A2  
of significant figures, 15
- Muscle fibers, 1037
- Myoglobin, 983–984, 1037
- Naming compounds, 57–67  
acids, 66–67, 1024  
alcohols, 1019, 1022  
aldehydes and ketones, 1023  
alkanes, 1009–1012, 1014  
alkenes and alkynes, 1014, 1015, 1016  
amines, 1025  
*-ane*, *-yl* suffixes, 1009  
of benzene, 1018  
binary covalent compounds, 63–64  
binary ionic compounds, 57–61  
carboxylic acids, 1024  
common names, 57, 63  
coordination compounds, 966–969  
determining formula from, 58, 59  
esters, 1024  
flowcharts for binary compounds, 60, 64–65  
*hydro-* prefix, 66  
*hypo-*, *per-* prefixes, 61  
*-ic*, *-ous* suffixes, 58, 66–67  
*-ide* suffix, 57  
*-ite*, *-ate* suffixes, 61, 66–67, 966  
number prefixes used in, 63, 966  
with polyatomic ions, 61–63  
using Roman numerals, 58–61, 966
- n*-amyl acetate, 1024
- Naphthalene, 1019
- National Aeronautics and Space Administration (NASA), 8
- Natta, Giulio, 1031
- Natural gas, 262–263, 506. *See also* Methane
- Natural law, 6. *See also* Laws
- Neon  
electron configuration of, 313  
ionization energy of, 320–321  
isotopic composition of, 80  
Lewis structure for, 366  
molecular orbital model of, 424–425  
properties of, 940, 941
- Neopentane, 1009
- Neoprene, 1027
- Neptunium, 882, 883
- Nernst, Walther Hermann, 838
- Nernst equation, 838–840
- Net ionic equations, 150–151, 152, 153, 245, 247–248, 714
- Network solids, 449, 450, 457–466, 930  
carbon and silicon, 458–461  
ceramics, 461–462  
properties of, 457–458, 471  
semiconductors, 462–466
- Neutralization reactions, 155. *See also* Acid–base reactions
- Neutral solutions, 645, 672
- Neutrons  
in fission reactions, 892  
isotopes and, 51  
nuclear stability and, 874–875  
in nuclear transformations, 882  
properties of, 50, 873
- Newlands, John, 310
- Newton (N), 182
- Newton, Isaac, 285
- Nickel  
as catalyst, 572, 1016  
compounds of, 963  
electron configuration of, 314  
in human body, 982  
properties of, 955, 957, 963  
in steel production, 993, 994  
thermodynamic data for, A21
- Nickel–cadmium battery, 844
- Nicotine, 389
- Night vision technology, 290
- Niobium, 2, 959
- Nitrate ion, 62  
bonding in, 426–427, 428  
Lewis structure for, 373–374  
model of, 54  
oxidation state of, 164  
structure of, 386–387
- Nitrate salts, solubility of, 148
- Nitric acid  
in air pollution, 219  
in *aqua regia*, 763, 836  
pH of, 651  
preparation of, 101, 238, 929–930  
properties of, 930  
reaction with potassium hydroxide, 156–157  
as strong acid, 134, 643, 714  
titration with sodium hydroxide, 714–717
- Nitric oxide  
formation of, 540–546, 925  
molecular orbital model of, 425, 928  
as odd-electron molecule, 374  
paramagnetism of, 425, 928  
properties of, 927–928  
reactions with ozone, 573–576
- Nitrite ion, 62  
Lewis structure for, 374  
as ligand, 969–970
- Nitrito ligand, 970
- Nitrobenzene, 1017
- Nitrogen  
in ammonia synthesis, 597, 600, 620–621  
in atmosphere, 217  
in bases, 662, 664  
biological processes and, 911, 925  
bond strength and stability of, 923–924, 930  
chemistry of, 922, 923–930  
common compounds of, 927  
electron affinity of, 321  
electron configuration of, 313  
elemental form of, 910, 923, 930  
explosives, 924  
hybridization of, 406, 410  
Lewis structure for, 368  
liquid, boiling point of, 24  
molecular orbital model of, 422, 423  
oxyacids of, 929–930  
preparation of, 111–113, 912  
under pressure, 369  
properties of, 217  
separating mixtures with, 201  
thermodynamic data for, A21  
valence electrons of, 313  
velocity distribution for, 212
- Nitrogen cycle, 925
- Nitrogen dioxide  
acid rain and, 218  
in air pollution, 218–220, 925  
dimerization of, 594  
equilibrium pressure of, 610  
preparation of, 251–252, 256  
properties of, 928  
rates for decomposition of, 540–546, 559, 560
- reaction with carbon monoxide, 562–564  
reaction with fluorine, 564–565  
in solution, 679
- Nitrogen fixation, 925, 954
- Nitrogen-fixing bacteria, 925
- Nitrogen hydrides, 926–927
- Nitrogen monoxide. *See* Nitric oxide
- Nitrogen oxides, 927–929  
air pollution and, 218–220  
names for, 63  
*See also specific compounds*
- Nitroglycerin, 924
- Nitro ligand, 970
- Nitromethane, 677
- Nitrosyl bromide, 566–567
- Nitrosyl chloride, 602, 618–620
- Nitrosyl ion, 928
- Nitrous acid, 66  
pH of mixture with, 655–657  
as weak acid, 643, 644
- Nitrous oxide, 927, 929
- Noble gas electron configurations, 413, 908–909  
of covalent compounds, 350  
in ionic compounds, 350–352, 365  
in Lewis structures, 365, 366
- Noble gases, 324, 940–941  
compounds of, 385, 941  
freezing point of, 443  
ionization energies of, 319  
London forces in, 442–443  
properties of, 56, 940–941  
as solids, 449–450, 471
- Noble metals, 845–846, 847, 852, 955
- n*-octyl acetate, 1024
- Nodes  
of orbitals, 305  
of standing waves, 301
- Nonane, 1007, 1008
- Nonelectrolytes, 132, 133, 136
- Nonmetals  
as anions, 56, 325, 350, 908–909  
in binary ionic compounds, 350  
compared with metals, 908–909  
covalent bonds in, 56, 63–64, 350  
as oxidizing agents, 326  
in periodic table, 324  
preparation of, 912  
properties of, 56, 325
- Nonpolar molecules  
intermolecular forces and, 442, 443, 503  
solubility and, 132, 501–504
- Nonpolar side chains, 1034
- Nonsuperimposable mirror images, 972–973, 1039
- Nonzero integers, 14
- Norepinephrine, 664
- Normal boiling point, 478
- Normal hydrocarbons. *See* Straight-chain hydrocarbons

- Normality (*N*), of solutions, 500, 501
- Normal melting point, 478
- Novocaine, 665
- n-type semiconductor, 462–463, 464, 465, 466
- Nuclear atom, 49–50
- Nuclear charge  
ionization energy and, 318, 319  
shielding of, 308–309, 320
- Nuclear chemistry  
binding energy, 888–890  
biological effects of radiation, 895–898  
medical applications of, 886–887  
nuclear energy, 890–895  
nuclear stability, 873–875, 887–890  
nuclear transformations, 881–883  
radiation detection instruments, 883–884  
radioactive dating, 884–886  
radioactive decay, 874–878  
*See also* Radioactive decay
- Nuclear fission, 875, 891–895
- Nuclear fusion, 891, 895
- Nuclear physics, 896–897
- Nuclear power, 893–895
- Nuclear reactors, 893–895
- Nuclear transformations, 881–883
- Nuclear waste disposal, 898
- Nucleic acids, 1044–1048
- Nucleons, 873
- Nucleotides, 1044, 1047
- Nucleus  
discovery of, 49–50  
kinetic stability of, 873–875  
properties of, 50–51, 873  
radius of, 873  
thermodynamic stability of, 887–890
- Nuclides  
radioactive decay of, 874–876, 878–881  
as radiotracers, 886–887  
symbol for, 873
- Numbers. *See* Measurement; Significant figures
- Nylon, 1026–1027, 1029–1030
- Observations, 5, 6, 7
- Oceans, elements in, 911
- Octahedral complexes, 976–980
- Octahedral holes, 468–469
- Octahedral structure, 382, 383  
for coordination compounds, 964, 965, 968, 970, 975  
in crystal field model, 976–980  
 $d^2sp^3$  hybrid orbitals, 412–413, 414
- Octane, 263, 1008  
combustion of, 248–249  
in gasoline, 103
- Octaves, periodic, 310
- Octet rule, 366  
comments about, 371  
exceptions to, 369–373
- Odd-electron molecules, 374
- Oils  
hydrogenation of, 571–572  
immiscibility in water, 503  
from plants, 272, 273  
residual, 266  
*See also* Petroleum
- Oil shale, 271
- Open hearth process, 992, 993
- Operator, 301
- Optical isomerism, 969, 970–974, 1039–1042
- Orbital diagrams, 312, 313
- Orbitals, 301  
*d* orbitals, 304, 305, 307, 309  
 $dsp^3$  hybrid orbitals, 411–412  
 $d^2sp^3$  hybrid orbitals, 412–413  
electron spin in, 306–308  
*f* orbitals, 304, 305, 307  
of hydrogen atom, 301–306  
hydrogenlike, 309, 312  
mathematical signs for, 305  
periodic table and, 312–318  
physical meaning of, 302–303  
of polyelectronic atoms, 308–309  
*p* orbitals, 304, 305, 306, 309  
quantum numbers and, 303–304  
shapes and energies of, 305–306  
shielding and, 309  
*s* orbitals, 301–303, 304, 305, 309  
*sp* hybrid orbitals, 409–410  
 $sp^2$  hybrid orbitals, 407–408  
 $sp^3$  hybrid orbitals, 404–406  
*See also* Electron configurations; Molecular orbital model
- Orbit-transition diagram, 295
- Order  
overall reaction, 549  
of reactant, 545
- Ores, 911–912, 987–988. *See also* Metallurgy
- Organic acids, 643, 1024
- Organic chemistry, 1006. *See also* Hydrocarbon derivatives; Hydrocarbons
- Organoceramics, 462
- Orthophosphoric acid, 931. *See also* Phosphoric acid
- Osmium, 959
- Osmosis, 520–524  
dialysis, 521–522  
isotonic solutions, 522–523  
reverse osmosis, 523–524
- Osmotic pressure, 520–524, 525, 1042–1043
- Ostwald process, 101, 929–930
- Overall reaction order, 549
- Overvoltage, 851
- Oxalate, 965, 966, 969
- Oxidation, 165–166  
at anode, 825  
corrosion, 845–847  
in steel metallurgy, 992–994
- Oxidation numbers. *See* Oxidation states
- Oxidation–reduction reactions, 144, 161–166  
in acidic solutions, 818–821  
in basic solutions, 821–823  
characteristics of, 165–166  
electron transfer in, 161, 165, 819, 824  
equilibrium constants for, 841–842  
in galvanic cells, 823–826  
half-reaction method for balancing, 166, 817–823  
in metallurgy, 166, 987, 988–989, 991–993  
between metals and nonmetals, 326  
normality in, 500  
oxidation states method for balancing, 166–168
- Oxidation states, 162–165  
vs. actual charges, 163, 375, 378  
for balancing reactions, 166–168  
in coordination compounds, 964  
in half-reaction method, 818, 820  
for nitrogen, 927  
noninteger, 165  
rules for assigning, 162–163  
for transition metals, 955, 957, 958, 960–961
- Oxide coating, of metals, 845, 847, 955
- Oxide ion, 322, 350–351
- Oxide minerals, 988
- Oxides  
acid–base properties of, 679, 681, 909–910  
of alkaline earth metals, 909–910, 916  
nitrogen, 927–929  
phosphorus, 931  
sulfur, 935–936  
transition metal, 955
- Oxidizing agents, 165–166  
in electrochemistry, 823–825  
in fireworks, 298, 299  
nonmetals as, 326  
oxyanions as, 940  
relative abilities of, 851
- Oxyacetylene torch, 1016
- Oxyacids, 643  
acid strength of, 677–678  
of halogens, 939–940  
of nitrogen, 929–930  
of phosphorus, 931–932  
of sulfur, 936
- Oxyanions, 61–62, 66–67, 939–940
- Oxygen, 3  
abundance of, 911, 933  
in atmosphere, 217, 933  
chemistry of, 933–934  
covalent bonds in, 52  
discovery of, 41  
electron affinity of, 321–322  
electron configuration of, 350  
elemental form of, 910, 933  
in human body, 911, 982–986  
liquid, 933  
molecular orbital model of, 422, 423, 424  
molecular velocities for, 212  
oxidation state of, 162, 163  
paramagnetism of, 423, 933  
preparation of, 203, 204–205, 912  
properties of, 932  
standard state of, 255  
thermodynamic data for, A21  
in water, 4–5, 130–131
- Oxygen difluoride, 940
- Oxytocin, 1036
- Ozone  
bonding in, 426–427  
decomposition of, 573, 576–577  
molecular structure of, 933  
oxidizing power of, 933–934  
preparation of, 933  
reactions with nitric oxide, 573–576  
in troposphere, 218–219, 573–576  
in upper atmosphere, 217, 576–577, 895, 934, 1013
- Ozonolysis, 934
- Paint  
for corrosion, 847  
lead-based, 921–922
- Palladium, 916, 955  
antitumor activity of, 972  
as catalyst, 572, 954, 959, 1016
- Paper, acid decomposition in, 682–683
- Paper chromatography, 28
- Paracelsus, 40
- Paramagnetism, 421–423, 425, 933, 977. *See also* Magnetism
- Partial charge, 131, 344
- Partial pressures  
collecting gases over water and, 203–204  
Dalton's law of, 199–205, 208  
equilibrium constant and, 602–604, 610–612, 617–618  
mole fractions and, 201–202  
*See also* Pressure
- Particle accelerators, 56, 82, 881–882, 896, 897
- Particle physics, 896–897
- Particle–wave duality, 287–294
- Pascal (Pa), 183

- Pasteur, Louis, 970  
 Pathway, 237–238, 773–774  
 Patina, 846, 963  
 Pauli, Wolfgang, 308  
 Pauli exclusion principle, 308, 312, 313  
 Pauling, Linus, 344–345, 359  
 Pencils, 343  
 Penetration effect, 309, 315  
 Penicillin, 972  
 Pentaamminechlorocobalt(III) chloride, 967  
 Pentaborane, 919  
 Pentaerythritol tetranitrate (PETN), 467  
 Pentane, 263, 1008  
   isomers of, 1008–1009  
 2-Pentanone, 1023  
 Pentoses, 1039, 1040, 1041  
 Peptide linkage, 1034, 1047  
 Percent composition, of compounds, 88–90  
 Percent dissociation, 657–660  
 Percent yield, 113–115  
 Perchloric acid, 134, 643, 939  
 Perfluoroethylene, 1028  
 Periodic table  
   alternative format for, 57, 316–317  
   Aufbau principle and, 312–318  
   electronegativity values, 345  
   history of, 309–311  
   illustration of, 55, 311, 315, 316, 908  
   information contained in, 323–325  
   introduction to, 54–57  
   properties of alkali metals, 325–327  
   representative elements, 908–912  
   transuranium elements, 883  
 Periodic trends  
   atomic radius, 322–323, 909–910  
   in chemical properties, 285, 309–310, 318–323  
   electron affinity, 321–322  
   ionic radii, 352–353  
   ionization energies, 318–321  
   quantum mechanics and, 309, 908  
   of transition elements, 954  
 Periods, in periodic table, 57  
 Permanganate ion  
   as oxidizing agent, 962  
   reaction with iron(II), 818–820  
   in spectroscopic analysis, A18–A19  
 Pesticides, 501, 927  
 Petroleum  
   air pollution and, 218–220  
   composition and fractions of, 262–263  
   dwindling supplies of, 220, 236  
 Pewter, 456, 920  
 pH, 647–650  
   buffered solutions and, 701–713  
   calculating pH and pOH, 648–650  
   at equivalence point, 721, 722, 724  
   indicators and, 730–733  
   meter, 647, 649, 701, 728, 840  
   of polyprotic acids, 667, 668–671  
   of salt solutions, 672–675  
   solubility and, 752  
   of strong acid solutions, 650–651  
   of strong base solutions, 662  
   values of common substances, 647  
   of weak acid solutions, 652–660  
   of weak base solutions, 663–666  
   *See also* pH curve  
 Phase diagrams, 479–483  
   for carbon dioxide, 482–483  
   for water, 479–482, 516  
 pH curve, 714  
   indicators and, 728, 733  
   for strong acid–strong base titrations, 716–717  
   for weak acid–strong base titrations, 717–726  
   for weak base–strong acid titrations, 726–728  
 Phenanthrene, 1019  
 Phenolphthalein indicators, 158–159, 728–729, 732  
 Phenols, 1021  
 Phenylalanine, 1035  
 Phenyl group, 1018  
 Phenyl substituent, 1028, 1033  
 Pheromones, 3, 389  
 “Phlogiston,” 41  
 Phosphate ion, 62  
 Phosphate salts, solubility of, 148, 746  
 Phosphide salts, 931  
 Phosphine, molecular structure of, 390, 931  
 Phosphoric acid, 66, 931–932  
   in nucleotides, 1044, 1045  
   pH of, 668–669  
   as polyprotic acid, 666, 667–669  
   as weak acid, 643, 932  
 Phosphors, 290, 292  
 Phosphorus  
   chemistry of, 922, 923, 930–932  
   elemental form of, 910, 930–931  
   in fertilizers, 932  
   ionization energy of, 320  
   molecular orbital model of, 425  
   oxides, 931  
   oxyacids of, 931–932  
   in steel production, 992, 994  
   thermodynamic data for, A21  
   white, 466  
 Phosphorous acid, 932  
 Phosphorus pentachloride  
   decomposition of, 605  
   hybrid orbitals in, 411  
   Lewis structure for, 371, 411  
   molecular structure of, 384  
   preparation of, 624  
 Phosphorus pentoxide, 95  
 Phosphorus trichloride, 624  
 Photochemical smog, 219–220, 925  
 Photoelectric effect, 289–290  
 Photons, 288–289  
   apparent mass of, 290–291  
   electromagnetic force and, 896  
   energy of, 288  
   gamma rays as, 876  
 Photosynthesis, 161, 264, 268, 982  
 Physical changes, 27  
 Physical states. *See* Changes of state; States of matter  
 Pi ( $\pi$ ) bonds, 408, 409, 410  
   in alkenes, 1014, 1015, 1016  
   atomic size and, 910, 923  
   of carbon, 910, 920  
   of nitrogen, 930  
   resonance structures and, 427–428  
 Pig iron, 992, 993  
 Pi ( $\pi$ ) molecular orbitals, 420–421, 422, 428, 458, 459, 1017  
 Pipet, 11, 142  
 Planar structure, with polar bonds, 348. *See also* Square planar structure; Trigonal planar structure  
 Planck, Max, 287–288, 295  
 Planck’s constant, 288, 295, 302  
 Plane-polarized light, 970–973, 1040  
 Plants  
   carbohydrates in, 1042–1043  
   chemical communication of, 388, 389  
   fuels from, 271–273  
   photosynthesis, 264, 268, 982  
   thermogenic, 246–247  
 Plasma televisions, 292–293  
 Plastic explosives, detecting, 467  
 Plastics, blowing agent for, 926–927. *See also* Polymers  
 Platinum, 955  
   antitumor activity of, 972  
   as catalyst, 572, 954, 959, 1016  
   as electrode, 826, 831  
 Platinum group metals, 959  
 Pleated sheet structure, 1036, 1037  
 Plumber’s solder, 456  
 Plum pudding model, 48, 49, 50  
 Plunkett, Roy, 1028  
 Plutonium, 883, 895  
 p–n junction semiconductors, 463–466  
 pOH, 648–649, 665  
 Polar covalent bonds, 344  
   dipole moments and, 346–349  
   electronegativity and, 345–346  
   intermolecular forces and, 440–442, 443–444  
   percent ionic character of, 357–358  
 Polar fish, 528  
 Polarity  
   acid–base properties and, 677  
   solubility and, 501–505  
 Polarizability, 443, 473  
 Polarized light, 970–973, 1040  
 Polar molecules, 131  
   dipole moment of, 346–349, 440  
   electronegativity and, 345  
   water as, 131, 327, 344, 640  
 Polar side chains, 1034  
 Pollution. *See* Air pollution; Environmental issues  
 Polonium, 446, 932, 933, 937  
 Polyacrylonitrile (PAN), 1029  
 Polyatomic ions, 54, 358  
   bonding of, 358  
   naming compounds with, 61–63  
 Polyatomic molecules, dipole moment of, 347  
 Polybutadiene, 1029  
 Polydentate ligand, 965, 966  
 Polyelectronic atoms, 308–309  
 Polyester, 1030  
 Polyethylene, 1028–1029, 1031  
 Polyhydroxy ketones, 1039  
 Polyhydroxyl alcohols, 1021  
 Polymerization, 1017  
 Polymers, 1026–1033  
   carbohydrates, 1038–1044  
   in ceramics, 462  
   chain arrangements in, 1032  
   entropic ordering in, 780  
   ethylene-based, 1028–1029, 1030–1033  
   history of development of, 1026–1028  
   nucleic acids, 1044–1048  
   properties of, 1031–1033  
   proteins, 574, 1033–1038  
   types of, 1026, 1028–1030  
 Polypeptide, 1034, 1036  
 Polypropylene, 1029, 1032  
 Polyprotic acids, 666–671, A23  
   characteristics of weak, 671  
   common ion effect and, 699  
   dissociation constants for, 667  
   pH calculations, 668–671  
 Polysaccharides, 1042–1044  
 Polystyrene, 1029, 1032–1033  
 Polyvinyl chloride (PVC), 1029, 1033  
*p* orbitals, 304, 305, 306, 309  
   in alkynes, 1015  
   filling of, 312–317  
   group designation and, 908

- Porcelain, 462  
 Porous disk, 824–825, 832  
 Porphyrin, 982, 983, 984  
 Positional probability, 777–779, 780, 786–787  
 Positive-ion bombardment, 881–882  
 Positron production, 876  
 Post-it Notes, 7  
 Potassium  
   electron configuration of, 314  
   human nutrition and, 326  
   properties of, 325, 327, 913  
   reducing ability of, 327  
   thermodynamic data for, A21  
 Potassium bromide, 365  
 Potassium chlorate, decomposition of, 203, 204–205  
 Potassium chloride, 326  
 Potassium chromate, reaction with barium nitrate, 145–147, 150  
 Potassium dichromate, reaction with ethyl alcohol, 820–821  
 Potassium hexacyanoferrate(III), 967  
 Potassium hexafluorocobaltate(III), 968, 969  
 Potassium hydroxide  
   reaction with acetic acid, 154  
   reaction with nitric acid, 156–157  
   solubility of, 148  
   as strong base, 134, 661  
 Potassium iodide, 504  
 Potassium perchlorate, in fireworks, 298, 299  
 Potential difference, 833  
 Potential energy, 237  
   in chemical bonds, 342, 343  
   in chemical systems, 238–239  
   in collision model, 566  
   of electrons, 308  
   internal energy and, 239  
   of nucleus, 873, 887  
   total energy constant and, 773  
 Potentiometer, 649, 825, 834, 840  
 Powers, in exponential notation, A3  
 Precipitates, 145  
 Precipitation reactions, 144, 145–150  
   in hydrometallurgy, 990  
   ionic equations for, 150–151  
   predicting solid products, 145–150, 753, 755  
   selective precipitation, 755–757, 758, 762–764  
   solubility equilibria for, 752–759  
   stoichiometry of, 151–154  
   *See also* Solubility equilibria  
 Precipitator, electrostatic, 527  
 Precision, of measurement, 12–14, A10, A11  
 Predictions, of products, 145–150  
 Pressure  
   atmospheric, 181–183  
   changes, and equilibrium, 620, 622–624  
   concentration and, 601  
   constant-pressure calorimetry, 245–248  
   critical, 480  
   English–metric equivalents, A26  
   enthalpy and, 243–244  
   entropy and, 795  
   equilibrium calculations involving, 601–604, 610–612, 617–618  
   free energy and, 790, 794–799  
   gas solubility and, 505–507  
   ideal gas behavior and, 214  
   kinetic molecular theory and, 206  
   osmotic, 520–524  
   partial pressures, 199–205, 208  
   in phase diagrams, 479–483  
   of real gases, 215–216  
   relationship with temperature, 207  
   relationship with volume, 184–186, 207  
   spontaneity and, 784, 786  
   standard, 255  
   units of, 182–183  
   work and, 241–242, 243  
   *See also* Partial pressures; Vapor pressure  
 Priestley, Joseph, 41, 929  
 Priestley Medal, 41  
 Primary alcohol, 1019, 1022  
 Primary structure, of protein, 1034–1036  
 Primer pheromones, 389  
 Principal quantum numbers, 303, 309, 313, 317  
 Printed circuits, 464–465  
 Probability  
   entropy and, 775–778  
   mixed state and, 503  
   positional, 777–779  
   of radioactive decay, 878  
 Probability distribution, 302–303, 305, 306  
   in molecular orbitals, 417  
 Problem solving  
   conceptual, 87–88  
   “pigeonholing method” of, 87–88  
   scientific approach to, 5  
 Products  
   balancing in chemical equations, 97–102  
   calculating mass of, 102–107, 115, 152–154  
   equilibrium favoring, 594  
   predicting, 145–150  
 Proline, 1035  
 Propane, 262, 263, 1008  
   combustion of, 102–104  
   formation of, 1016  
   molecular structure of, 1007  
   as propellant, 512–513  
 Propanoic acid, 713  
 1-Propanol, 1020  
 2-Propanol, 1020  
 Propellants, 512–513, 929  
 Propene, 1014  
 Propylene, 1029  
 Propyl substituent, 1009  
 Prosthesis, with MR fluid, 448  
 Proteins, 780, 1033–1038  
    $\alpha$ -amino acids in, 1034–1036, 1046–1048  
   denaturation of, 1038, 1039  
   as enzymes, 574–575  
   erythropoietin, 986–987  
   fibrous, 1033, 1036  
   globular, 1033, 1037  
   hydrogen bonding in, 1036, 1037, 1038  
   in polar fish blood, 528  
   in respiratory chain, 982, 983, 984, 985  
   structure of, 360, 1034–1038  
 Protein synthesis, 1046–1048  
 Proton acceptors, 154, 639–640, 661, 662, 677  
 Proton donors, 154, 639–640, 642, 677  
 Protons, 49  
   nuclear stability and, 874–875  
   properties of, 50, 873  
   *See also* Hydrogen ions  
 Proust, Joseph, 42  
 Pseudo-first-order rate law, 560  
 p-type semiconductors, 463, 464, 465, 466  
 Putrescine, 1025  
 Pyramidal structure, of Group 5A elements, 922, 923  
 Pyridine, 662, 663  
 Pyrite, 445, 934  
 Pyrolytic cracking, 263  
 Pyrometallurgy, 989  
 Pyrophoric substance, 930  
 Quadratic equations, 616, 618, 653, 671, A7–A10  
 Qualitative analysis, 757–759, 762–764  
 Qualitative observations, 6  
 Quantitative observations, 6, 9, 41.  
   *See also* Measurement  
 Quantization of energy, 288–294, 295, 300  
 Quantum mechanical model, 285, 300–309  
   Bohr’s contributions to, 295–300  
   electron spin in, 306–308  
   for hydrogen, 301–306, 416, 417  
   periodic table and, 309, 312–318, 908  
   for polyelectronic atoms, 308–309  
   probability distribution in, 302–303  
   quantum numbers, 303–304  
   uncertainty principle, 301–303  
   wave functions, 301–303  
 Quantum numbers, 303–304, 306–307, 309  
 Quarks, 28, 873, 896  
 Quartz, 340, 460, 461, 910, 956  
 Quinine, 665  
 Racemic mixture, 973  
 Radial probability distribution, 302–303  
 Radiation damage, 895–898  
   exposure sources, 898  
   factors contributing to, 896–897  
   models of, 898  
   to protein, 1038  
   with short-term exposure, 898  
 Radioactive decay  
   biological effects of, 879, 895–898  
   dating by, 884–886  
   detection devices, 883–884  
   discovery of, 48–49  
   half-life, 879–881  
   kinetics of, 878–881  
   medical applications of, 886–887  
   nuclear equations for, 877  
   nuclear stability and, 873–875  
   types of, 49, 875–876  
 Radioactivity, 48–49. *See also* Radioactive decay  
 Radiocarbon dating, 884–885  
 Radiotracers, 886–887  
 Radio waves, 286  
 Radium, 318, 917  
 Radon, 941  
 Rads (radiation absorbed dose), 896  
 Random-coil arrangement, 1037  
 Random error, 13, A10  
 Raoult, François M., 510  
 Raoult’s law, 510–511, 513–514  
 Rate constant, 545, 546, 550, 551, 559, 565, 567–568, 569  
 Rate-determining step, 563–564  
 Rate laws  
   for complex reactions, 559–560  
   determining form of, 547–551  
   differential rate law, 546, 547  
   elementary steps and, 563–564  
   first-order, 548, 549, 551–554, 562, 879  
   integrated rate law, 546, 547, 551–562  
   introduction to, 545–547  
   method of initial rates, 548–551, 561  
   pseudo-first-order, 560  
   reaction mechanisms and, 562–565  
   second-order, 549, 556–559, 562  
   summary of, 547, 561–562  
   zero-order, 559, 562  
   *See also* Reaction rates

- Rate of decay, 878–879  
 Rates of reaction. *See* Reaction rates  
 Reactants  
   balancing in chemical equations, 97–102  
   calculating mass of, 102–107, 115  
   half-life of, 554–556  
   limiting, 107–115, 151, 153, 594  
   order of, 545  
 Reaction mechanisms, 540, 562–565  
 Reaction order, 549. *See also* Rate laws  
 Reaction quotient ( $Q$ ), 608–610, 615, 621, 659, 753, 796, 838  
 Reaction rates, 540–545  
   average, 543  
   catalysis and, 570–577  
   collision model of, 565–570  
   concentration and, 541–545, 546, 565, 596  
   equilibrium and, 545, 608, 621  
   half-life of reactants, 554–556, 558–559, 562  
   initial rates, 548–551  
   instantaneous, 543–544, 548  
   issues in defining, 546  
   for radioactive decay, 878–879  
   reaction mechanisms and, 540, 562–565  
   temperature and, 565–571, 773  
   thermodynamics and, 608, 620, 773–774, 794, 798  
   *See also* Rate laws  
 Reactor core, 894  
 Real gases, 206, 211, 214–216  
 Rectifier, 466  
 Redox reactions, 161. *See also* Oxidation–reduction reactions  
 Red phosphorus, 930–931  
 Reducing agents, 165–166  
   in electrochemistry, 823–825  
   in metallurgy, 912, 988–989  
   metals as, 326–327, 852, 913  
   transition metals as, 958, 961  
 Reduction, 165–166  
   at cathode, 825  
   in iron metallurgy, 991–992  
 Reduction potentials, 826–833, 845, A25  
   of transition metals, 957, 958  
 Refining process, 993  
 Relative solubilities, 749–750  
 Relativity, theory of, 290, 888  
 Releaser pheromones, 389  
 Rem (roentgen equivalent for man), 897–898  
 Representative elements  
   abundance of, 911  
   atomic radii for, 322, 323  
   electron configurations of, 316, 317  
   ionization energies of, 320  
   preparation of, 911–912  
   properties of, 954  
   survey of, 908–912  
   *See also specific groups*  
 Residual oil, 266  
 Resonance structures  
   in benzene, 1017  
   combined models for, 426–428  
   localized electron model and, 373–374, 416, 426  
   in VSEPR model, 386–387, 390  
 Respiratory chain, 982–986  
 Respiratory inhibitor, 986  
 Reverse bias, 464, 466  
 Reverse osmosis, 523–524  
 Reverse reactions, 545, 547  
 Reversible process, 803, 834  
 Rhodium, 959  
 Rhodochrosite, 956  
 Rhombic sulfur, 935, 936  
 Ribonucleic acid (RNA), 1044, 1045, 1046–1048  
 Ribose, 1041, 1042, 1045  
 Ribosomes, 1046, 1048  
 Ribulose, 1041  
 Roasting, in metallurgy, 166, 622, 988–989  
 Root mean square velocity, 210–212  
 Roots, in exponential notation, A3  
 Rubber, 1027–1028  
 Rubidium, 315, 325, 913  
 Ruby, 979  
 Rust, 774. *See also* Corrosion  
 Ruthenium, 959  
 Rutherford, Ernest, 49–50, 294, 873, 881  
 Rutherfordium, 883  
 Rutile, 960  
 Salicylic acid, 246  
 Salt bridge, 824–825, 846  
 Salts. *See* Ionic compounds  
 Sand, 3–4, 460, 912  
 Sapa syrup, 2, 921  
 Sapphire, 979  
 Saturated hydrocarbons, 1006–1014.  
   *See also* Alkanes  
 Saturated solutions, 745  
 Scandium, 310, 314, 956, 957, 960  
 Scanning tunneling microscope (STM), 3  
 Scheele, Karl W., 41, 343  
 Schierholz, Otto, 683  
 Schmidt, Lanny, 268  
 Schoenbein, Christian, 1026  
 Schrödinger, Erwin, 300, 301  
 Schrödinger equation, 301, 303, 308  
 Scientific method, 5–8, 205–206  
 Scintillation counter, 884  
 Scoville, Wilbur, 427  
 Screening electrons. *See* Shielding electrons  
 Scrubbing, 220–221, 661, 935  
 Scuba diving, 200  
 Seaborgium, 883  
 Seawater, desalination of, 27, 523–524  
 Secondary alcohol, 1019, 1022  
 Secondary structure, of protein, 1036–1037  
 Second ionization energy, 318  
 Second law of thermodynamics, 779–780, 786, 803  
 Second-order reactions, 549, 556–559, 562, 563  
   half-life of, 558–559  
 Seddon, Kenneth R., 506  
 Seed oils, 273  
 See-saw structure, 383  
 Selective precipitation, 755–757, 758, 990  
 Selenium, 46–47, 932, 933  
 Semiconductors, 462–466, 920, 933  
 Semimetals. *See* Metalloids  
 Semiochemicals, 388–389  
 Semipermeable membrane, 520, 521–522  
 Serine, 1035  
 Seven Sisters chalk cliffs, 604  
 Sex attractants, 2–3, 389  
 Shielding electrons, 309, 319, 320  
 Sick cell anemia, 984  
 Side chains, 1034  
 Siderite, 991  
 Sigma ( $\sigma$ ) bonds, 408, 409, 410, 411  
   in alkenes, 1014  
   resonance structures and, 427–428  
 Sigma ( $\sigma$ ) molecular orbitals, 417, 418, 419, 421, 422  
 Significant figures  
   calculations and, 14–17  
   for logarithms, 647  
   in mathematical operations, 15–17, A2  
   rounding off, 16, 17, 87  
   rules for counting, 14  
   uncertainty and, 12, A10  
 Silica, 460–461, 910  
 Silicate minerals, 987, 988  
 Silicates  
   anions, 460  
   ceramics, 461–462  
   structure of, 460  
 Silicon  
   abundance of, 911  
   bonding of, 910, 920  
   compared with carbon, 910  
   discovery of, 46, 47  
   geological importance of, 459, 919, 1006  
   as network solid, 459–466  
   properties of, 340, 919–920  
   as semiconductor, 462–466, 920  
   in steel production, 992, 993, 994  
   thermodynamic data for, A21  
 Silicon chip, 47, 83, 464–465  
 Laboratories, 143  
 Silk, 1037  
 Silver  
   complex ions of, 759–763  
   corrosion of, 845–846, 852–853  
   electrodes, 837  
   electroplating of, 849–850, 851  
   extraction of, 822–823  
   naming of compounds, 60  
   properties of, 954, 955  
   salts, solubility of, 148, 752  
   structure of, 453  
   thermodynamic data for, A21  
 Silver, Spencer F., 7  
 Silver cell battery, 843  
 Silver chloride  
   precipitation of, 147–149  
   solubility of, 131, 752  
 Silver chromate, in solution of silver nitrate, 750–751  
 Silver phosphate, solubility of, 752  
 Silver plating, 855–856  
 Silver sulfide, 846, 852–853  
 Silver tarnish, 846  
 Simple cubic, 446  
 Simple sugars, 1039  
 Single bonds, 362  
 SI system of units, 9–11  
   conversion factors for, 17–21, A26  
   examples of, 10  
   fundamental units, 9  
   prefixes used in, 9, 10  
 Slag, 991–993  
 Slaked lime, 661. *See also* Calcium hydroxide  
 Slightly soluble solids, 147–148  
 Slope, in graphs, A6, A7  
 Slurry, 220, 266  
 Smaltite, 962  
 Smart fluids, 448  
 Smelting, 988  
 Smog, 181, 219–220, 925  
 Snake venom, 326  
 Soda ash, 661  
 Soda-lime glass, 461  
 Sodium  
   electron configuration of, 313  
   electron repulsions in, 308  
   in fireworks, 298, 299  
   ionization energy of, 321  
   isotopes of, 51  
   production of, 856–858  
   properties of, 325, 327, 913  
   radioactive decay of, 876  
   reducing ability of, 327  
   standard state of, 255  
   thermodynamic data for, A21  
   valence electrons of, 313  
 Sodium acetate, 672  
 Sodium ammonium tartrate, 970  
 Sodium azide, 202  
 Sodium bicarbonate (baking soda), 106–107  
 Sodium chloride, 3  
   bonding in, 52–54, 341  
   crystal structure of, 355, 468, 469–470  
   electrolysis of, 851, 856–858

- formation of, 161, 325–326  
 formula unit of, 85  
 as ionic solid, 449, 450  
 ion pairing in solution, 524–525  
 isotonic solution of, 522–523  
 for melting ice, 518  
 melting point of, 506  
 properties of, 341  
 solubility of, 131, 503, 504, 744  
 as strong electrolyte, 132–134  
 vapor pressure of solution of, 511
- Sodium chloride structure, 355
- Sodium fluoride  
 lattice energy of, 356–357  
 pH of, 673  
 reaction with hydrofluoric acid, 698–700
- Sodium hydroxide  
 in buffered solutions, 702–703  
 equivalent mass of, 500  
 pH of, 662  
 production of, 817, 857–858  
 reaction with hydrogen chloride, 154, 155–156  
 solubility of, 148  
 standard solution of, 158–159  
 as strong base, 134, 661  
 titration with acetic acid, 717–722  
 titration with hydrocyanic acid, 722–725  
 titration with nitric acid, 714–717
- Sodium ion, 53
- Sodium lactate, 707
- Sodium sulfate, 358, 512–513
- Solar power, 893
- Solder, 456, 920
- Solids  
 amorphous, 445  
 atomic, 449–450  
 crystalline, 445, 449–451  
 equilibrium expression and, 604, 641  
 insoluble, 763  
 ionic, 350, 449, 468–470  
 melting points of selected, 476  
 metals, 451–456  
 molecular, 449, 466–468  
 network atomic, 457–466  
 positional entropy of, 777–778, 787–788  
 in precipitation reactions, 145–150, 752–753  
 solubility of selected, 508  
 solubility rules for, 147–149  
 standard state of, 255  
 types and properties of, 26, 439, 471  
 vapor pressure of, 475
- X-ray diffraction of, 445–449  
*See also* Crystalline solids;  
 Ionic compounds
- Solid solutions, 26, 916
- Solubility  
 of complex ions, 762–764  
 as equilibrium position, 745  
 of gases, 505–507, 508  
 importance of, 744  
 of ionic substances, 131–132, 145, 147–149, 503, 744–752  
 molecular structure and, 504–505  
 polarity and, 501–505  
 pressure and, 505–507  
 rules, for predicting precipitates, 147–149  
 temperature and, 507–508, 763  
 of vitamins, 501, 504–505  
 in water, 131–132
- Solubility equilibria, 744–752  
 calculating solubility, 748–749  
 calculating solubility product, 745–748  
 common ion effect and, 745, 750–752  
 with complex ions, 759–764  
 formation constants, 759–761  
 ion product in, 752–753  
 pH of solutions and, 752  
 for precipitation reactions, 752–759  
 qualitative analysis of common cations, 757–759, 762–764  
 relative solubilities, 749–750
- Solubility product constant ( $K_{sp}$ ), 745–750, 756  
 for common ionic solids, 746, A24  
 relative solubilities and, 749–750
- Solutes, 132, 498  
 ionic, 512–513  
 nonvolatile, 509–511, 516  
 in solution formation, 501–504  
 volatile, 513–516
- Solution composition, 136–144, 498–501  
 concentration and volume, 140, 142–143  
 dilution calculations, 141–144  
 ion concentrations, 138–139  
 molarity, 136–138, 498, 500–501  
 normality, 500  
 various methods for describing, 499–501
- Solutions, 26, 498  
 aqueous, 130  
 boiling point elevation, 516–517  
 colloids, 526–527  
 conductivity of, 132–133, 135  
 electrolyte, 524–525  
 energy of formation, 501–504, 508, 514–515  
 entropy of formation, 778  
 equations for reactions in, 150–151  
 factors affecting solubility, 504–508  
 freezing-point depression, 518–519  
 hypertonic, 522  
 ideal, 514–515  
 isotonic, 522–523  
 liquid–liquid, 513–516  
 osmotic pressure, 520–524  
 pH of, 647–650  
 Raoult's law, 510–511, 513–514  
 saturated, 745  
 solid, 26, 916  
 standard, 140–141, 158–159  
 standard state of substance in, 255  
 stock, 141  
 stoichiometry of, 151–154  
 vapor pressure of, 509–516  
 various types of, 498  
*See also* Acidic solutions;  
 Aqueous solutions; Basic solutions
- Solvents, 132, 498, 499  
 ionic liquids, 506  
 ketones as, 1023  
 in solution formation, 501–504  
 water as common, 130–132, 503
- Somatic damage, 896
- s* orbitals, 301–303, 304, 305, 309  
 filling of, 312–317  
 group designation and, 908  
 for transition metals, 957–958
- Space-filling models, 52, 53
- Space-filling unit cell, 446
- Space shuttle  
 fuels for, 610, 845, 926  
 Mars Climate Orbiter, 8  
 removing carbon dioxide, 105  
 transition metals used in, 959
- Specific heat capacity, 245
- Spectator ions, 150–151
- Spectrochemical series, 977–978
- Spectrophotometer, A16–A17
- Spectroscopy, 444, A16–A19
- Speed of light, 285–286
- Sphalerite, 964
- Spheres, 443
- sp* hybrid orbitals, 409–410, 414, 975, 1015
- sp*<sup>2</sup> hybrid orbitals, 407–408, 414, 458, 1014, 1017
- sp*<sup>3</sup> hybrid orbitals, 404–406, 414, 458, 919, 975, 1007, 1013
- Spinneret, 1027
- Splitting of the *3d* orbital energies, 977–982
- Spontaneous fission, 875, 876
- Spontaneous processes  
 cell potential and, 831, 835–836  
 energy waste and, 803, 834  
 entropy and, 773–780, 834  
 exothermicity and, 774–775, 781–783  
 free energy and, 783–786, 787, 794, 797–798, 802  
 rate of, 540, 773  
 temperature and, 780–786  
 work and, 802–803, 833
- Sports drinks, 526
- Square planar complexes, 981–982
- Square planar structure, 386  
 for coordination compounds, 964, 965, 970, 975  
 in crystal field model, 981–982
- Stability, nuclear, 873–875
- Stability constants, 759–761
- Stahl, Georg, 41
- Stainless steel, 847, 962, 994
- Stalactites and stalagmites, 743, 744, 752
- Standard atmosphere (atm), 182–183, 255
- Standard deviation, A11
- Standard enthalpy of formation, 255–262, A19–A22
- Standard free energy change, 790–794
- Standard free energy of formation, 793–794, 796, A19–A22
- Standard hydrogen electrode, 826, 827
- Standard pressure, 255
- Standard reduction potentials, 826–833, 845, 850, A25
- Standard solution, 140–141, 158–159
- Standard states, 255  
 cell potential and, 826, 827, 832  
 enthalpy and, 255–256  
 entropy and, 788  
 free energy and, 790
- Standard temperature and pressure (STP), 195, 255
- Standing waves, 300–301
- Starch, 1042–1043
- State function (property), 237–238  
 energy as, 238  
 enthalpy as, 243, 251, 256  
 entropy as, 788  
 free energy as, 791
- States of matter, 26, 439  
 in chemical equations, 98  
 condensed states, 440  
 mobile and stationary phases, 28  
 vapor pressure and, 471–475  
*See also* Changes of state
- Staudinger, Hermann, 1026



- Steel  
 carbon in, 456, 847, 992, 994  
 cathodic protection of, 847  
 composition of, 456, 846, 847, 954, 959, 962, 992, 993, 994  
 corrosion of, 774, 845, 846–847, 921, 964  
 electroplating of, 847, 855, 921, 961  
 galvanizing of, 847, 964  
 heat treatment of, 994–995  
 production of, 992–994  
 in racing bicycles, 456  
 stainless, 847, 962, 994  
 tempering of, 995  
 from *Titanic*, 457  
 vanadium, 960
- Stellite, 962
- Stereochemistry, 968
- Stereoisomerism, 969, 970–974, 1015
- Steric factor, 568
- Sterling silver, 456, 963
- Stibnite, 782
- Stock solutions, 141
- Stoichiometric mixture, 109–110
- Stoichiometric point, 157–158, 716.  
*See also* Equivalence point
- Stoichiometry, 77  
 of acid–base reactions, 155–157  
 for acid–base titrations, 716, 717–722  
 amounts of reactants and products, 102–107  
 atomic masses, 78–80  
 balancing chemical equations, 97–102  
 in buffered solutions, 702, 704  
 for complex ion formation, 760  
 counting by weighing, 77–78  
 determining formulas, 90–97  
 of electrolysis process, 848–849  
 gas, 194–199  
 limiting reactant, 107–115  
 masses of reactants and products, 115  
 molar mass, 84–87  
 moles, 81–84  
 percentage composition, 88–90  
 percent yield, 113–115  
 of precipitation reactions, 151–154
- Straight-chain hydrocarbons, 1007, 1013
- Strong acids, 134, 642–644  
 in buffered solutions, 709–712  
 common, 643  
 conjugate base of, 642–643, 672  
 pH calculations, 650–651  
 reactions with strong base, 672  
 titrations with strong base, 714–717  
 titrations with weak base, 726–728
- Strong bases, 134, 661  
 pH calculations, 662  
 reactions with strong acid, 672  
 titrations with strong acid, 714–717  
 titrations with weak acid, 717–726
- Strong electrolytes, 132–134, 150.  
*See also* Electrolytes
- Strong-field case, 977
- Strong forces, 896
- Strontium  
 electron configuration of, 315  
 in fireworks, 287, 298  
 properties of, 917  
 radioactive decay of, 879, 880
- Strontium hydroxide, 661
- Structural formula, 52, 1007
- Structural isomerism, 969–970  
 of alkanes, 1007–1009, 1010–1011
- Styrene, 1029, 1032–1033
- Styrene-butadiene rubber, 1029
- Subbituminous coal, 263
- Subcritical fission reaction, 892
- Sublimation, 475, 480, 482
- Subshells, 304
- Substitutional alloys, 455–456
- Substitution reactions  
 of alkanes, 1012–1013  
 of benzene, 1017
- Substrates, enzyme, 574, 575
- Subtraction  
 in exponential notation, A2–A3  
 of significant figures, 15
- Sucrose, 1042, 1043  
 as molecular solid, 449  
 as nonelectrolyte, 133, 136  
 solubility of, 744  
 vapor pressure of solution of, 511
- Sugar of lead, 2, 921
- Sugar. *See* Carbohydrates; Sucrose
- Sulfate ion, 61, 62, 967  
 Lewis structure for, 375–377
- Sulfate minerals, 988
- Sulfate salts, solubility of, 148, 746
- Sulfide ion, 747, 756
- Sulfide minerals, 988
- Sulfide salts  
 qualitative analysis of, 757  
 solubility of, 148, 746, 756–757
- Sulfite ion, 61, 62
- Sulfites, 936
- Sulfur, 466  
 chemistry of, 934–936  
 electron configuration of, 317, 370–371  
 elemental form of, 910, 935  
 ionization energy of, 320  
 ores of, 934  
 oxides, 935–936  
 oxyacids of, 936  
 preparation of, 912, 934–935  
 properties of, 932  
 reaction with methane, 570  
 in steel production, 994  
 thermodynamic data for, A21
- Sulfur dioxide, 935–936  
 acid rain and, 185, 218–219  
 catalytic oxidation of, 572  
 molecular structure of, 387–388  
 reaction with oxygen, 601, 787  
 roasting of, 988  
 scrubbing of, 220–221, 661, 935  
 in solution, 679
- Sulfur hexafluoride  
 hybrid orbitals in, 412  
 Lewis structure for, 370–371, 412  
 oxidation states of, 164
- Sulfuric acid, 66  
 acid rain and, 218–219, 220, 572  
 in batteries, 842  
 commercial uses of, 936  
 diluting stock solution of, 142–143  
 equivalent mass of, 500  
 as nonvolatile solute, 509  
 pH of, 669–671  
 as polyprotic acid, 666, 669–671  
 preparation of, 571, 572, 639, 936  
 solution stoichiometry of, 500–501  
 as strong acid, 134, 643
- Sulfur monoxide, 935
- Sulfurous acid, 66, 936
- Sulfur trioxide  
 dissolution in water, 679, 681  
 formation of, 601  
 polar bonds in, 348, 349  
 pollution and, 572, 936
- Supercooled liquids, 478
- Supercritical fission reaction, 892
- Superheated liquids, 478
- Superphosphate of lime, 932
- Surface tension, 443
- Surroundings, 238–240  
 entropy changes in, 779, 780–783, 786
- Syndiotactic chain, 1032
- Syngas (synthetic gas), 265–266
- System, 238–240  
 entropy changes in, 779, 780–783, 786
- Systematic error, 13, A10
- Table salt. *See* Sodium chloride
- Taconite, 991
- Tanning lotions, 1040–1041
- Tantalum, 959, 960
- Technetium, 879, 886
- Teflon, 972, 1028, 1029
- Televisions, 292–293
- Tellurium, 932, 933
- Temperature  
 absolute zero, 187  
 changes, and equilibrium, 620, 624–626, 646–647, 802  
 changes of state and, 475–478  
 conversion between scales, 21–24  
 critical, 480  
 entropy and, 788  
 free energy and, 794  
 vs. heat, 237  
 ideal gas behavior and, 214, 216  
 as intensive property, 246  
 kinetic molecular theory and, 206, 209, 210, 565  
 in phase diagrams, 479–483  
 profile, of atmosphere, 217  
 reaction rates and, 565–571, 773  
 relationship with pressure, 207  
 relationship with volume, 186–188, 207–208  
 as SI unit, 9  
 solubility and, 507–508, 763  
 spontaneity and, 780–786  
 systems for measuring, 21–24  
 vapor pressure and, 473–475, 477–478  
 velocity distribution and, 212, 566
- Tempering, of steel, 995
- Termolecular step, 563
- tert*-butyl substituent, 1012
- Tertiary alcohol, 1019, 1022
- Tertiary structure, of protein, 1038
- Tetraethyl lead, 263, 922
- Tetrafluoroborate, 506
- Tetrafluoroethylene, 1028, 1029
- Tetrahedral complexes, 980–981
- Tetrahedral holes, 468–469
- Tetrahedral hydrides, 441
- Tetrahedral structure, 379–380, 381, 382, 383  
 for coordination compounds, 964, 965, 975  
 in crystal field model, 980–981  
 in Group 4A compounds, 919  
 of Group 5A elements, 923  
 with polar bonds, 348  
 of  $sp^3$  hybrid orbitals, 405–406, 414
- Tetraphosphorus decoxide, 931
- Tetraphosphorus hexaoxide, 931
- Thallium  
 ions of, 352  
 medical uses of, 886  
 properties of, 311, 918, 919
- Theoretical yield, 113–115
- Theory, 6  
 vs. laws, 6, 205  
*See also* Models
- Thermal conductivity. *See* Conductivity
- Thermal energy, 238, 773, 781.  
*See also* Heat
- Thermal pollution, 508
- Thermite reaction, 260

- Thermochemistry  
 calorimetry, 244–251  
 enthalpy, 243–244  
 Hess's law, 251–255  
 nature of energy, 236–242  
 standard enthalpy of formation, 255–262  
*See also* Heat
- Thermodynamics, 239  
 change in functions in, 787  
 compared with kinetics, 608, 620, 773–774, 794, 798  
 degree symbol on functions, 255, 784  
 electrochemistry and, 833–836  
 first law of, 239, 240, 773, 803  
 indicating quantities in, 239  
 second law of, 779–780, 786, 803  
 third law of, 788  
 work potential in, 803  
*See also* Enthalpy; Entropy; Free energy; Spontaneous processes
- Thermodynamic stability, of nucleus, 873, 887–890
- Thermogenic plants, 246–247
- Thermometers, 919
- Thermoplastic polymer, 1026
- Thermoset polymer, 1026
- Thiocyanate ligand, 969
- Third law of thermodynamics, 788
- Thomson, J. J., 47–48, 294
- Thorium, 46, 875
- Three Mile Island nuclear accident, 894
- Threonine, 1035
- Thresh, L. T., 427
- Threshold energy, 566
- Threshold model, of radiation damage, 898
- Thundat, Thomas, 467
- Thymine, 1046
- Time, as SI unit, 9
- Tin  
 ions of, 351  
 isotopes of, 874  
 metal plating with, 847, 855, 921  
 properties of, 920–921  
 thermodynamic data for, A21–A22
- Tin cans, 855
- Tin disease, 920
- Titanic*, 457
- Titanium  
 in cathodic protection, 847  
 compounds of, 960  
 electron configuration of, 314, 956–957  
 properties of, 954, 955, 957, 960  
 thermodynamic data for, A22
- Titanium(IV) chloride, 1031
- Titanium dioxide, 960, 961
- Titanosilicate compound, 201
- Titration curve. *See* pH curve
- Titration, 157. *See also* Acid–base titrations
- Toluene, 515, 1017
- Tooth decay, 744, 748
- Topaz, 979
- Torquato, Salvatore, 454
- Torr, 182
- Torricelli, Evangelista, 182
- Total Ozone Mapping Spectrometer (TOMS) Earth Probe, 576
- Trailing zeros, 14
- Trail pheromones, 389
- trans*-4-methyl-2-hexene, 1016
- Transfer RNA (tRNA), 1047–1048
- trans* isomerism. *See* *cis*–*trans* isomerism
- Transistors, 464–465
- Transition metals, 56, 324  
 complex ions of, 955–956  
 coordination compounds, 964–969  
 electron configurations of, 314–315, 317, 324, 908, 954, 956–958  
 first-row, 956–958, 959–964  
 4*d* and 5*d* series, 959  
 general properties of, 954–956  
 importance of, 954  
 ionization energies of, 957, 958  
 oxidation states of, 955, 957, 958  
 rarity of, 911  
 reduction potentials for, 957, 958  
*See also* Complex ions; Coordination compounds
- Transition state, 566
- Transmittance, A17
- Transuranium elements, 883
- Triads, periodic, 310
- Triaminebromoplatinum(II) chloride, 968
- Trichloroethane, 1038
- Trichloroethanoic acid, 1024
- Triethylaluminum, 1031
- Trigonal bipyramidal structure, 382, 383  
 of *dsp*<sup>3</sup> hybrid orbitals, 411, 412, 414
- Trigonal holes, 468–469
- Trigonal planar structure, 379, 382  
 of *sp*<sup>2</sup> hybrid orbitals, 407, 409, 414
- Trigonal pyramidal structure, 381, 383  
 of Group 5A elements, 922, 923
- Triiodide ion  
 bonding in, 412  
 Lewis structure for, 372, 412  
 structure of, 386
- Trimethylamine, 662, 1025
- Trinitrotoluene (TNT), 924
- Tripeptide, 1034, 1036
- Triple bonds, 362  
 hybrid orbitals and, 409–410  
 in nitrogen, 923–924
- Triple phosphate, 932
- Triple point, 480
- Triprotic acids, 667. *See also* Polyprotic acids
- Troposphere, 217
- Tryptophan, 1035
- Tsapatsis, Michael, 201
- T-shaped structure, 383
- Tungsten, 325, 955, 957
- Tyndall effect, 527
- Tyrosine, 1035, 1036
- Uhlenbeck, George, 306
- Ultraviolet radiation  
 biological impact of, 1038  
 chlorination reactions and, 1012  
 properties of, 286  
 titanium dioxide and, 961  
 in upper atmosphere, 217, 576, 895, 934
- Unbranched hydrocarbons. *See* Straight-chain hydrocarbons
- Uncertainty in measurement, 11–14, A10–A13  
 average values, 13, 14, A10–A11  
 simplified method for estimating, A12–A13  
 standard deviation, A11  
 types of experimental error, A10
- Uncertainty principle, 301–302
- Unidentate ligand, 965, 966
- Unimolecular step, 563
- Unit cells, 445, 446, 451–454
- Unit factor method, 17–21
- Units of measurement, 9–11. *See also* Measurement
- Universal gas constant (*R*), 189, 210, 211
- Universe  
 energy content of, 773  
 entropy changes in, 779, 780, 786
- Unpaired electrons, 312–313
- Unsaturated hydrocarbons, 1006–1007  
 alkenes and alkynes, 1014–1017  
 aromatic hydrocarbons, 1017–1019  
 hydrogenation of, 571–572, 915
- Uracil, 1047
- Uranium, 310  
 fission reactions of, 891–892, 894–895, 898  
 geological dating with, 885–886  
 metallurgy of, 990  
 neutron bombardment of, 882  
 radioactive decay of, 48–49, 875, 876, 878, 881  
 structure of, 446  
 thermodynamic data for, A22
- Uranium hexafluoride, 213
- Urea, 1006
- Valence, primary and secondary, 964
- Valence electron configurations, 315, 320  
 for alkali metals, 325  
 chemical properties and, 314, 323–324, 908, 954  
 group labels and, 316, 317  
 in molecular orbitals, 419  
 for stable compounds, 350–352
- Valence electrons, 313–314, 318  
 electron sea model and, 455  
 formal charge and, 375–377  
 in Lewis structures, 365–368  
 in semiconductors, 462–463
- Valence shell electron-pair repulsion (VSEPR) model, 365, 378–390  
 complex ions and, 975  
 effectiveness of, 390  
 for multiple bonds, 386–388  
 with no central atom, 388–389  
 predicting molecular structure, 378–386, 404, 413  
 resonance structures and, 386–387, 390  
 steps for applying, 380  
 summary of rules, 390
- Valine, 1035
- Vanadium  
 electron configuration of, 314, 957  
 oxidation state of, 960–961  
 properties of, 954, 957, 960–961  
 in steel production, 960, 993
- Vanadium(V) oxide, 571
- van der Waals, Johannes, 215
- van der Waals equation, 216
- Vanillin, 1023
- van't Hoff factor, 524–525
- Vaporization, 471  
 endothermic nature of, 471  
 enthalpy change for, 439, 440, 473–475  
 entropy changes and, 780–781  
 of water, 439, 440, 780–781
- Vapor pressure, 471–475, 511  
 calculations using, 475  
 changes of state and, 477–478, 516  
 equilibrium, 471–472, 509  
 measuring, 472  
 in phase diagrams, 479–483  
 of solids, 475, 477–478  
 of solutions, 509–516  
 of superheated liquids, 478  
 temperature and, 473–475, 477–478  
 volatility and, 473, 509–515  
 of water, 203, 472, 473, 474, 475
- Vasopressin, 1036

- Vegetable oil fuels and lubricants, 272
- Velocity  
distribution of, 212, 213, 566  
effusion rates and, 213  
kinetic energy and, 237  
in kinetic molecular theory, 209, 210–212, A13–A16  
root mean square, 210–212
- Venus, 264
- Vinyl chloride, 1029, 1033
- Viscosity, 444
- Visible light, 286, 294–295, A16–A17
- Vitamins, solubility of, 501, 504–505
- Volatility, 27  
vapor pressure and, 473, 509–515
- Volt (V), 825, 833
- Volta, Alessandro, 826
- Voltaic cells, 826
- Voltmeter, 825, 826, 834
- Volume  
changes, and equilibrium, 622–624  
constant-volume calorimetry, 248–251  
English–metric equivalents, 17, A26  
enthalpy and, 243–244  
kinetic molecular theory and, 206  
measurement of liquid, 9, 11, 12, 13–14  
molar, of ideal gas, 195  
molarity and, 136–144, 152  
of real gases, 215, 216  
relationship with number of moles, 188–189, 208  
relationship with pressure, 184–186, 207  
relationship with temperature, 186–188, 207–208  
as unit of measurement, 9  
work and, 241–242, 243
- Volumetric analysis, 157, A16. *See also* Acid–base titrations
- Volumetric flask, 11, 142
- Volumetric (transfer) pipet, 142
- Voodoo lily, 246, 247
- VSEPR model. *See* Valence shell electron-pair repulsion model
- V-shaped (bent) structures, 130, 381, 383
- Vulcanization, 1027, 1028
- Waage, Peter, 597
- Walsh, William, 921
- Water  
acid ionization and, 134, 641  
alkali metals in, 327, 912–913  
as amphoteric substance, 645  
autoionization of, 645, 651  
as base, 639–640, 644  
boiling point of, 481  
bonding in, 52, 130–131, 441, 467–468, 473  
collecting gases over, 203–204  
as covalent hydride, 915  
density of, 25, 439  
desalination of, 27, 523–524  
dipole moment of, 347  
electrolysis of, 4–5, 28, 268, 843, 850, 915  
evaporative cooling of, 471  
freezing and melting of, 774, 784–785  
freezing-point depression, 518  
greenhouse effect and, 264  
groundwater, 130, 162–163  
heat capacity of, 245  
heating curve for, 476  
importance of, 130, 443  
Lewis structure for, 366–367  
as mixture, 27, 28  
molecular structure of, 381  
naming of, 63  
oxidation states of, 162  
phase diagram for, 479–482, 516  
as polar molecule, 131, 327, 344, 640  
softening of, 916–918  
as solvent, 130–132, 503  
in sports drinks, 526  
structural formula for, 52  
supercooling of, 478  
thermal decomposition of, 268  
thermal pollution of, 508  
thermochemical decomposition, 268  
three states of, 26, 439, 440  
vaporization of, 439, 440, 471, 475, 780–781  
vapor pressure of, 203, 472, 473, 474, 477
- Water cycle, 264
- Waters of hydration, 219
- Water-soluble, 505
- Water treatment  
chlorine for, 934  
for groundwater, 130, 162–163  
for hard water, 661, 916–917  
ozone for, 933–934
- Wave functions, 301–303, 416. *See also* Orbitals
- Wavelength, 285–286, 290–291
- Wave mechanics. *See* Quantum mechanical model
- Wave–particle duality, 287–294
- Waves  
characteristics of, 285–286  
diffraction patterns and, 292, 445–447  
electrons as, 292–294, 300  
interference of, 445, 447  
standing, 300–301
- Weak acids, 136, 643  
in buffered solutions, 701–706, 710  
common, 643  
common ion effect and, 698–700  
conjugate base of, 643, 672  
mixtures of, 655–657  
percent dissociation, 657–660  
pH calculations, 652–660  
salts as, 674–676  
titrations with strong base, 717–726
- Weak bases, 136, 662–663  
in buffered solutions, 707–709, 710  
common ion effect and, 698–700  
conjugate acid of, 663, 674  
equilibrium constants for, A23  
pH calculations, 663–666  
salts as, 673  
titrations with strong acid, 726–728
- Weak electrolytes, 132–133, 135–136. *See also* Electrolytes
- Weak-field case, 977, 981
- Weak forces, 896
- Weight  
atomic, 45, 79  
counting by, 77–78  
vs. mass, 9–10  
molecular, 84
- Weight percent. *See* Mass percent
- Wentorf, Robert H., Jr., 482
- Werner, Alfred, 964, 968
- White phosphorus, 466, 930
- White tin, 920
- Wind power, 267, 893
- Wöhler, Friedrich, 1006
- Wood, burning of, 774
- Wood alcohol, 1019. *See also* Methanol
- Woodward, Scott, 884
- Work, 237  
done by gases, 240–242  
electrochemical, 824, 833–836  
energy and, 236, 237  
free energy and, 802–804  
internal energy changes and, 239–242  
pressure–volume, 241–242, 243–244  
sign indicating flow of, 240, 241
- Wulfenite, 956
- Xenon  
compounds of, 941  
hybridization of, 412–413  
properties of, 941  
thermodynamic data for, A22
- Xenon difluoride, hybrid orbitals in, 415–416
- Xenon tetrafluoride, 941  
preparation of, 252  
structure of, 385
- Xenon trioxide, Lewis structure for, 377–378
- X-ray diffraction, 292–293, 445–449
- X rays, 286, 1038
- Yttrium, 315
- Zero-order reactions, 559, 562
- Zeros, classes of, 14
- Ziegler, Karl, 1031
- Ziegler-Natta catalyst, 1032
- Zinc  
as anode, 826  
electron configuration of, 314  
galvanizing with, 847, 964  
in human body, 911, 982  
naming of compounds, 60  
properties of, 954, 957, 964  
thermodynamic data for, A22
- Zinc sulfide, 469, 990
- Zirconium, 959
- Zone of stability, 874, 875, 876
- Zone refining, 989

## Page Numbers of Some Important Tables

Bond Energies	362
Electron Configurations of the Elements	315
Ionization Constants of Acids and Bases	644, 663, 667, A24–A25
Reduction Potentials	829, A26
Solubility Products	746, A25
Thermodynamic Data	A19–A22
Vapor Pressures of Water	473

## Physical Constants

Constant	Symbol	Value
Atomic mass unit	amu	$1.66054 \times 10^{-27}$ kg
Avogadro's number	$N$	$6.02214 \times 10^{23}$ mol <sup>-1</sup>
Bohr radius	$a_0$	$5.292 \times 10^{-11}$ m
Boltzmann constant	$k$	$1.38066 \times 10^{-23}$ J/K
Charge of an electron	$e$	$1.60218 \times 10^{-19}$ C
Faraday constant	$F$	96,485 C/mol
Gas constant	$R$	8.31451 J/K · mol 0.08206 L · atm/K · mol
Mass of an electron	$m_e$	$9.10939 \times 10^{-31}$ kg $5.48580 \times 10^{-4}$ amu
Mass of a neutron	$m_n$	$1.67493 \times 10^{-27}$ kg 1.00866 amu
Mass of a proton	$m_p$	$1.67262 \times 10^{-27}$ kg 1.00728 amu
Planck's constant	$h$	$6.62608 \times 10^{-34}$ J · s
Speed of light	$c$	$2.99792458 \times 10^8$ m/s

## SI Units and Conversion Factors

### Length

SI unit: meter (m)

1 meter	=	1.0936 yards
1 centimeter	=	0.39370 inch
1 inch	=	2.54 centimeters (exactly)
1 kilometer	=	0.62137 mile
1 mile	=	5280 feet = 1.6093 kilometers
1 angstrom	=	$10^{-10}$ meter = 100 picometers

### Mass

SI unit: kilogram (kg)

1 kilogram	=	1000 grams = 2.2046 pounds
1 pound	=	453.59 grams = 0.45359 kilogram = 16 ounces
1 ton	=	2000 pounds = 907.185 kilograms
1 metric ton	=	1000 kilograms = 2204.6 pounds
1 atomic mass unit	=	$1.66054 \times 10^{-27}$ kilograms

### Volume

SI unit: cubic meter (m<sup>3</sup>)

1 liter	=	$10^{-3}$ m <sup>3</sup> = 1 dm <sup>3</sup> = 1.0567 quarts
1 gallon	=	4 quarts = 8 pints = 3.7854 liters
1 quart	=	32 fluid ounces = 0.94633 liter

### Temperature

SI unit: kelvin (K)

0 K	=	-273.15°C = -459.67°F
K	=	°C + 273.15
°C	=	$\frac{5}{9}(\text{°F} - 32)$
°F	=	$\frac{9}{5}(\text{°C}) + 32$

### Energy

SI unit: joule (J)

1 joule	=	1 kg m <sup>2</sup> s <sup>-2</sup> = 0.23901 calorie = $9.4781 \times 10^{-4}$ btu (British thermal unit)
1 calorie	=	4.184 joules = $3.965 \times 10^{-3}$ btu
1 btu	=	1055.06 joules = 252.2 calories

### Pressure

SI unit: pascal (Pa)

1 pascal	=	1 N m <sup>-2</sup> = 1 kg m <sup>-1</sup> s <sup>-2</sup>
1 atmosphere	=	101.325 kilopascals = 760 torr (mm Hg) = 14.70 pounds per square inch
1 bar	=	$10^5$ pascals